



Namibia

The World Bank Country Survey FY 2013

Report of Findings
June 2013



CountryOpinionSurveys
THE WORLD BANK GROUP

Table of Contents

I. Objectives	3
II. Methodology.....	3
III. Demographics of the Sample.....	5
IV. General Issues Facing Namibia	10
V. Overall Attitudes toward the World Bank	14
VI. Sectoral Effectiveness.....	18
VII. World Bank Knowledge and Instruments	20
VIII. How the World Bank Operates.....	29
IX. The Future Role of the World Bank in Namibia	32
X. Communication and Openness.....	36
XI. Appendices.....	42



I. Objectives

This survey was designed to achieve the following objectives:

- Assist the World Bank in gaining a better understanding of how stakeholders in Namibia perceive the Bank;
- Obtain systematic feedback from stakeholders in Namibia regarding:
 - Their views regarding the general environment in Namibia;
 - Their overall attitudes toward the World Bank in Namibia;
 - Overall impressions of the World Bank's effectiveness and results, knowledge work and activities, and communication and information sharing in Namibia; and
 - Perceptions of the World Bank's future role in Namibia.
- Use data to help inform Namibia country team's strategy.

II. Methodology

In April and May 2013, 314 stakeholders of the World Bank in Namibia were invited to provide their opinions on the Bank's assistance to the country by participating in a country survey. Participants in the survey were drawn from among the office of the President or Prime Minister; the office of a Minister; the office of a Parliamentarian; employees of a ministry, ministerial department, or implementation agency; consultants/contractors working on World Bank-supported projects/programs; project management units (PMUs) overseeing implementation of a project; local government officials or staff; bilateral agencies; multilateral agencies; private sector organizations/firms; private foundations; the financial sector/private banks; NGOs; community-based organizations (CBOs); the media; independent government institutions; trade unions; faith-based groups; academia/research institutes/think tanks; and the judiciary branch. A total of 90 stakeholders participated in the country survey (29% response rate).

Respondents either completed questionnaires with a representative of the fielding agency (via face-to-face or telephone interviews) or they received the questionnaire via email and returned it accordingly. Respondents were asked about: general issues facing Namibia; their overall attitudes toward the World Bank; the World Bank's effectiveness and results; the World Bank's knowledge work and activities; working with the World Bank; the Bank's future role in Namibia; and the Bank's communication and information sharing in Namibia.

Every country that engages in the Country Survey must include specific indicator questions that will be aggregated for the World Bank's annual Corporate Scorecard. These questions are identified throughout the survey report.

- A. General Issues Facing Namibia: Respondents were asked to indicate whether Namibia is headed in the right direction, what they thought were the top three most important development priorities, and which areas would contribute most to reducing poverty and generating economic growth in Namibia.

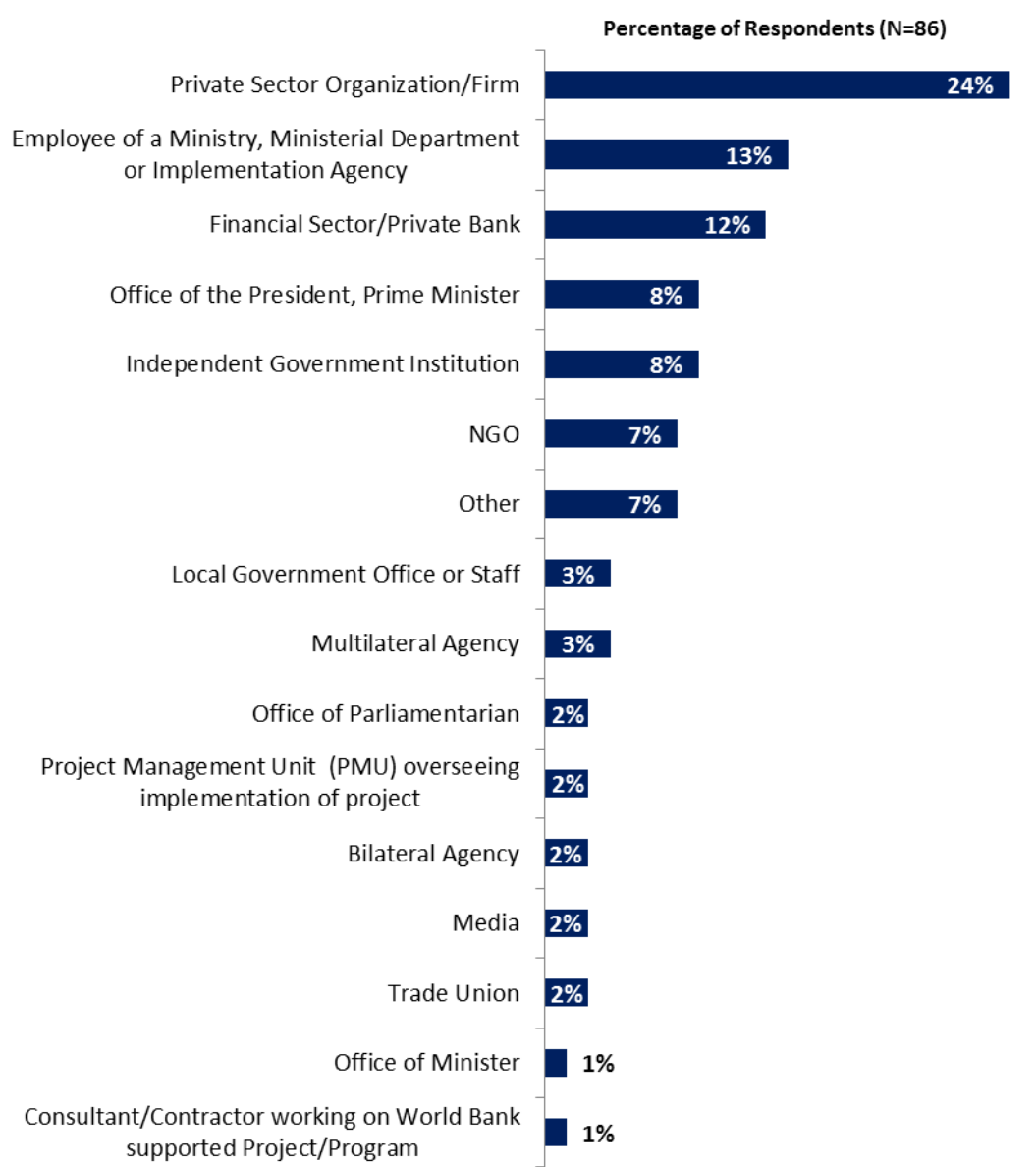
II. Methodology (continued)

- B. Overall Attitudes toward the World Bank: Respondents were asked to rate their familiarity with the World Bank, the Bank's effectiveness in Namibia, Bank staff preparedness to help Namibia solve its development challenges, the extent to which the Bank should seek to influence the global development agenda, their agreement with various statements regarding the Bank's work, and the extent to which the Bank is an effective development partner. Respondents were also asked to indicate the sectoral areas on which it would be most productive for the Bank to focus its resources, the Bank's greatest values and greatest weaknesses in its work, the most effective instruments in helping to reduce poverty in Namibia, with which stakeholder groups the Bank should collaborate more, and to what reasons respondents attributed failed or slow reform efforts.
- C. World Bank Effectiveness and Results: Respondents were asked to rate the extent to which the Bank's work helps achieve development results in Namibia, the extent to which the Bank meets Namibia's needs for knowledge services and financial instruments, and the Bank's level of effectiveness across thirty-two development areas, such as economic growth.
- D. The World Bank's Knowledge Work and Activities: Respondents were asked to indicate how frequently they consult Bank knowledge work and activities, the areas on which the Bank should focus its knowledge work and activities, and to rate the effectiveness and quality of the Bank's knowledge work and activities, including how significant of a contribution it makes to development results and its technical quality.
- E. Working with the World Bank: Respondents were asked to rate their level of agreement with a series of statements regarding working with the Bank, such as working with the World Bank increasing Namibia's institutional capacity.
- F. The Future Role of the World Bank in Namibia: Respondents were asked to rate how significant a role the Bank should play in Namibia's development in the near future and to indicate what the Bank should do to make itself of greater value in Namibia. Respondents were also given a list of priorities from the National Development Plan IV and asked to indicate which would benefit from the World Bank playing a leading role, which should receive little support from the Bank, and which should be left for the Government to manage.
- G. Communication and Information Sharing: Respondents were asked to indicate how they get information about economic and social development issues, how they prefer to receive information from the Bank, their Internet access, and their usage and evaluation of the Bank's websites and Development Information Centre. Respondents were asked about their awareness of the Bank's Access to Information policy, past information requests from the Bank, and their level of agreement that they use more data from the World Bank as a result of the Bank's Open Data policy. Respondents were also asked about their level of agreement that they know how to find information from the Bank and that the Bank is responsive to information requests.
- H. Background Information: Respondents were asked to indicate their current position, specialization, whether they professionally collaborate with the World Bank, their exposure to the Bank in Namibia, and their geographic location.

III. Demographics of the Sample

Current Position

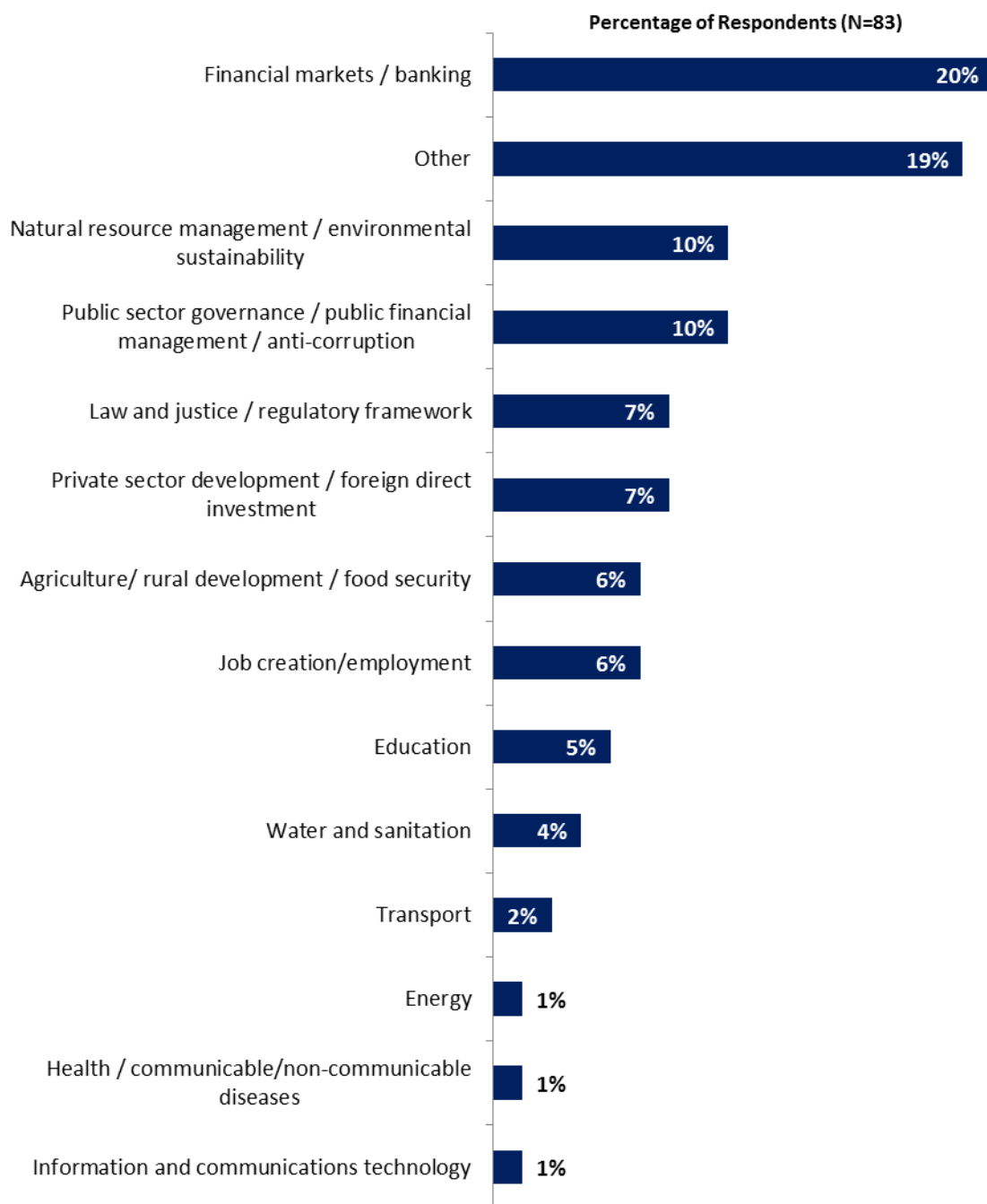
- For further analyses, the small number of respondents from the office of the President/ Prime Minister were combined with respondents from the office of a Minister; respondents from bilateral and multilateral agencies were combined; and the few consultants/contractors working on Bank-supported projects and respondents from the office of a Parliamentarian, local government, PMUs, the media, and trade unions were included in the “Other” category.



“Which of the following best describes your current position?” (Respondents chose from a list.)

III. Demographics of the Sample (continued)

Area of Primary Specialization

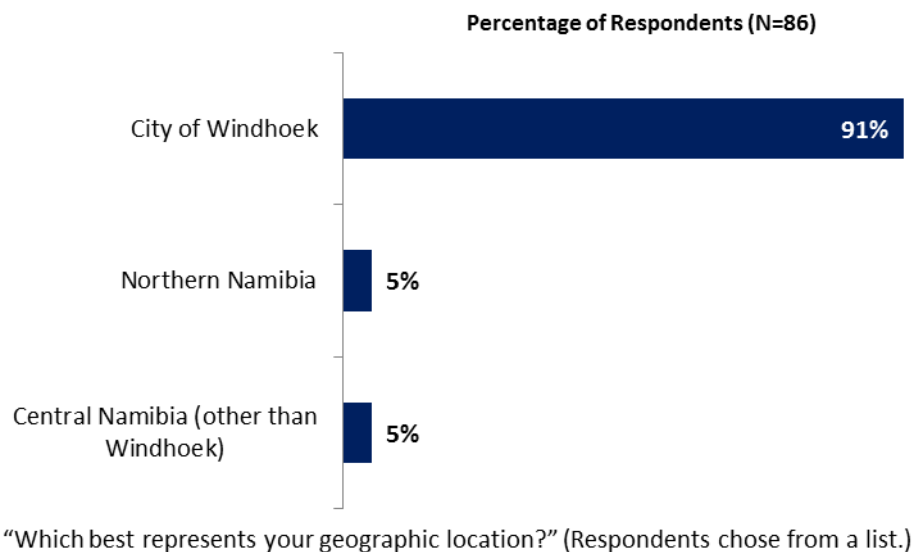


“Please identify the primary specialization of your work.” (Respondents chose from a list.)

III. Demographics of the Sample (continued)

Geographic Location

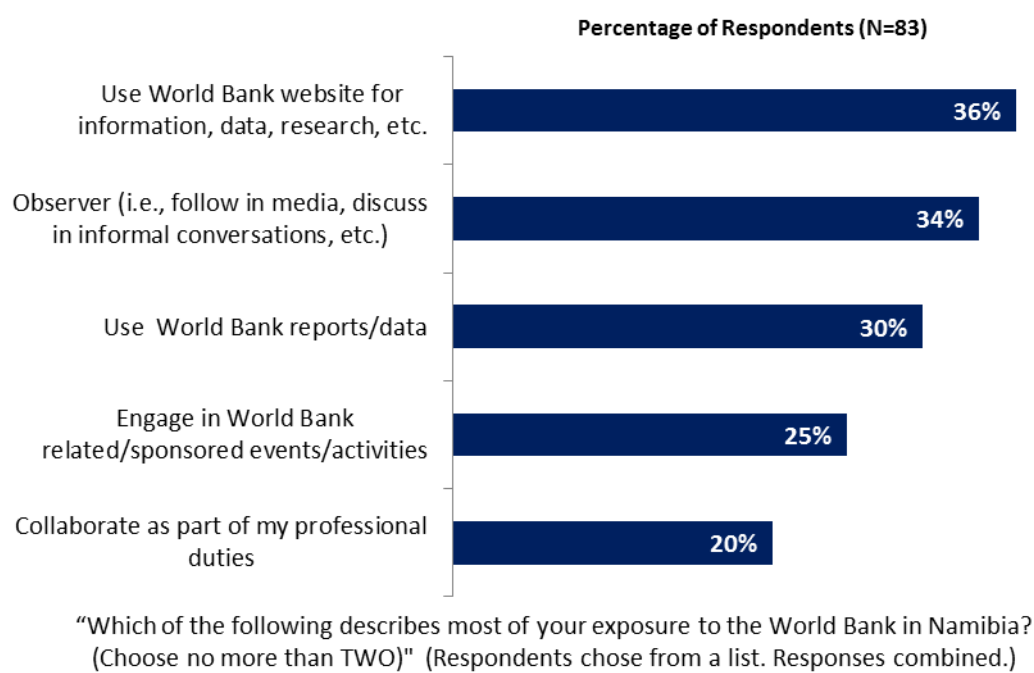
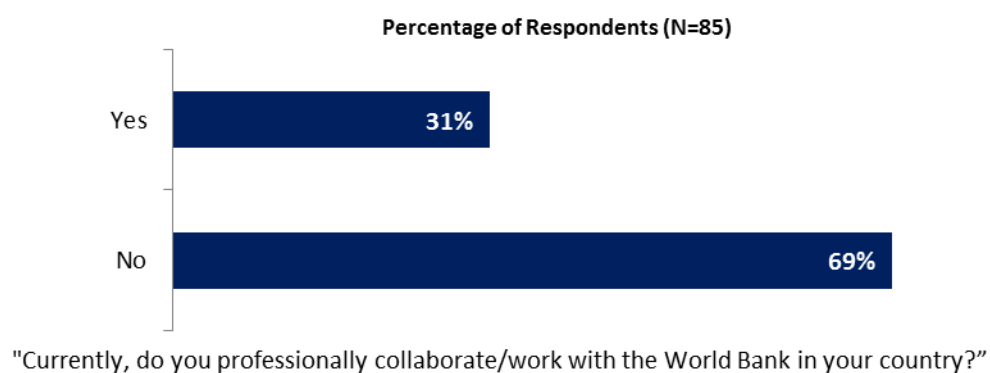
- Because of the small number of respondents from outside of Windhoek, responses across geographic locations for all country survey questions can be found only in Appendix C (see page 87).



III. Demographics of the Sample (continued)

Collaboration with and Exposure to the World Bank

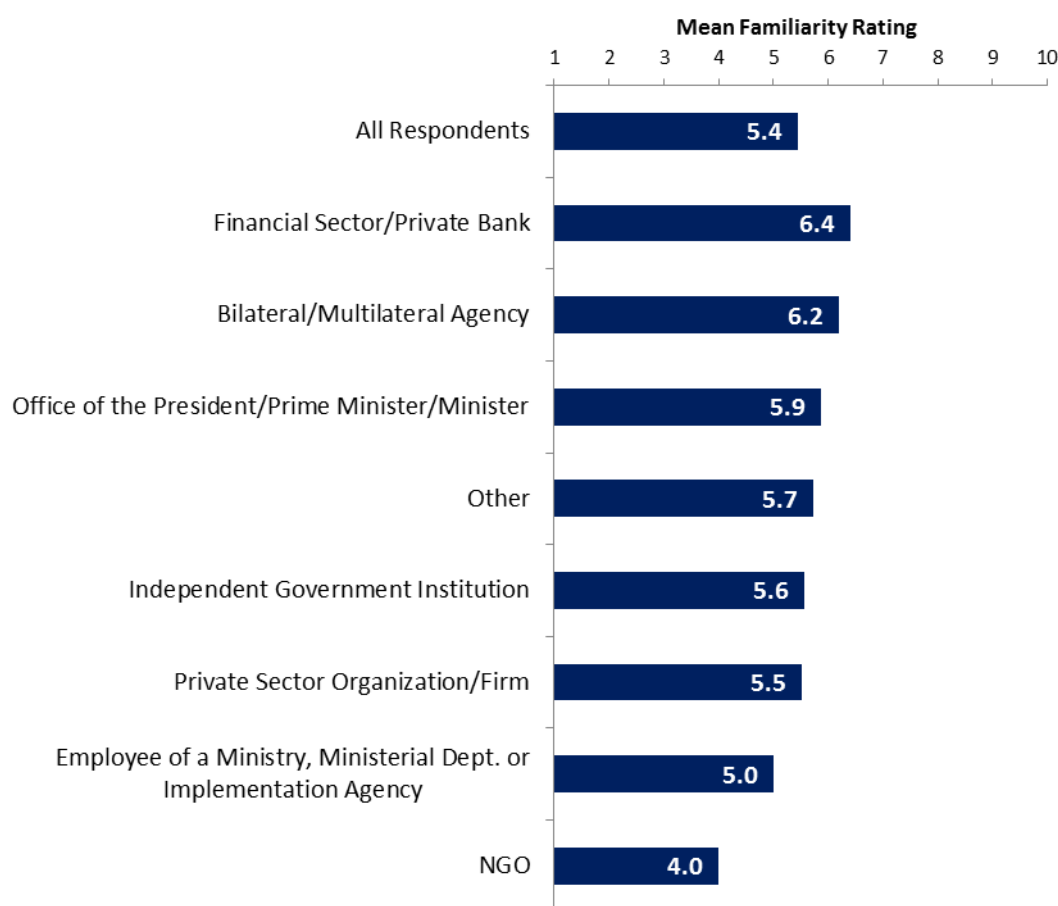
- Differences in responses to the indicator questions, based on levels of collaboration and exposure to the World Bank in Namibia, can be found in the Appendix D (see page 104). Please note that where these two factors appear to have a significant relationship with overall views of the Bank, it is highlighted in yellow in that table.



III. Demographics of the Sample (continued)

Familiarity with the World Bank

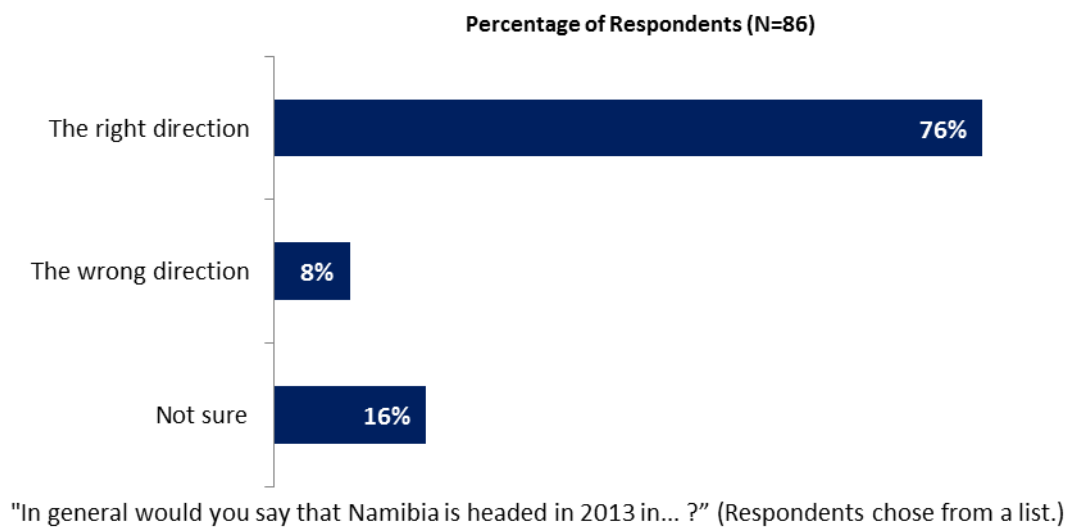
- Respondents across all stakeholder groups indicated statistically similar levels of familiarity with the World Bank. However, it should be noted that respondents' ratings of familiarity with the Bank were significantly, strongly correlated with their perceptions of the Bank's overall effectiveness in Namibia as well as significantly, moderately correlated with perceptions of the Bank's relevance to Namibia's development and the Bank's ability to help achieve development results in Namibia.



"How familiar are you with the work of the World Bank in Namibia, on a ten-point scale?"
 (1 - "Not familiar at all", 10 - "Extremely familiar")

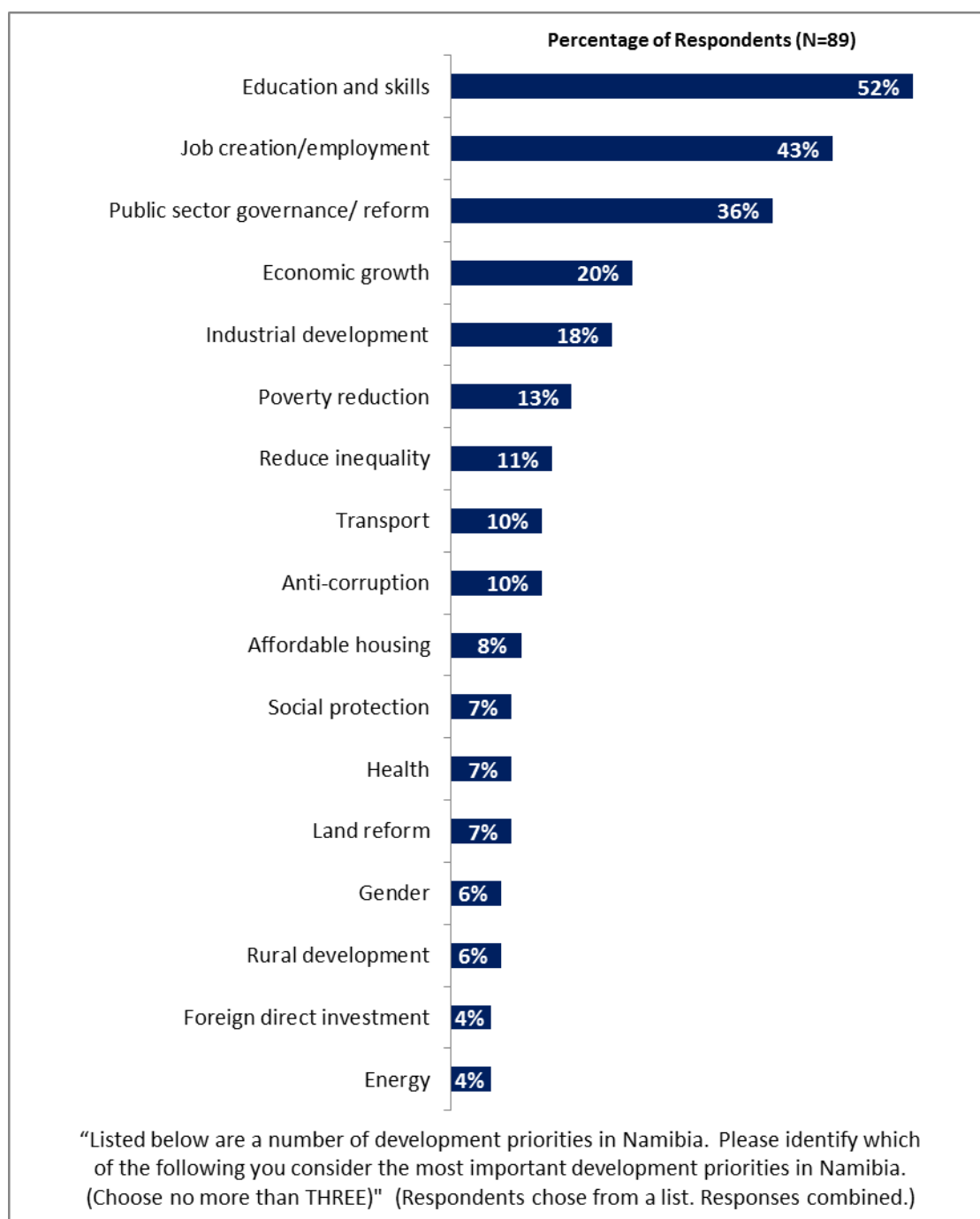
IV. General Issues Facing Namibia

Headed in the Right Direction



IV. General Issues Facing Namibia (continued)

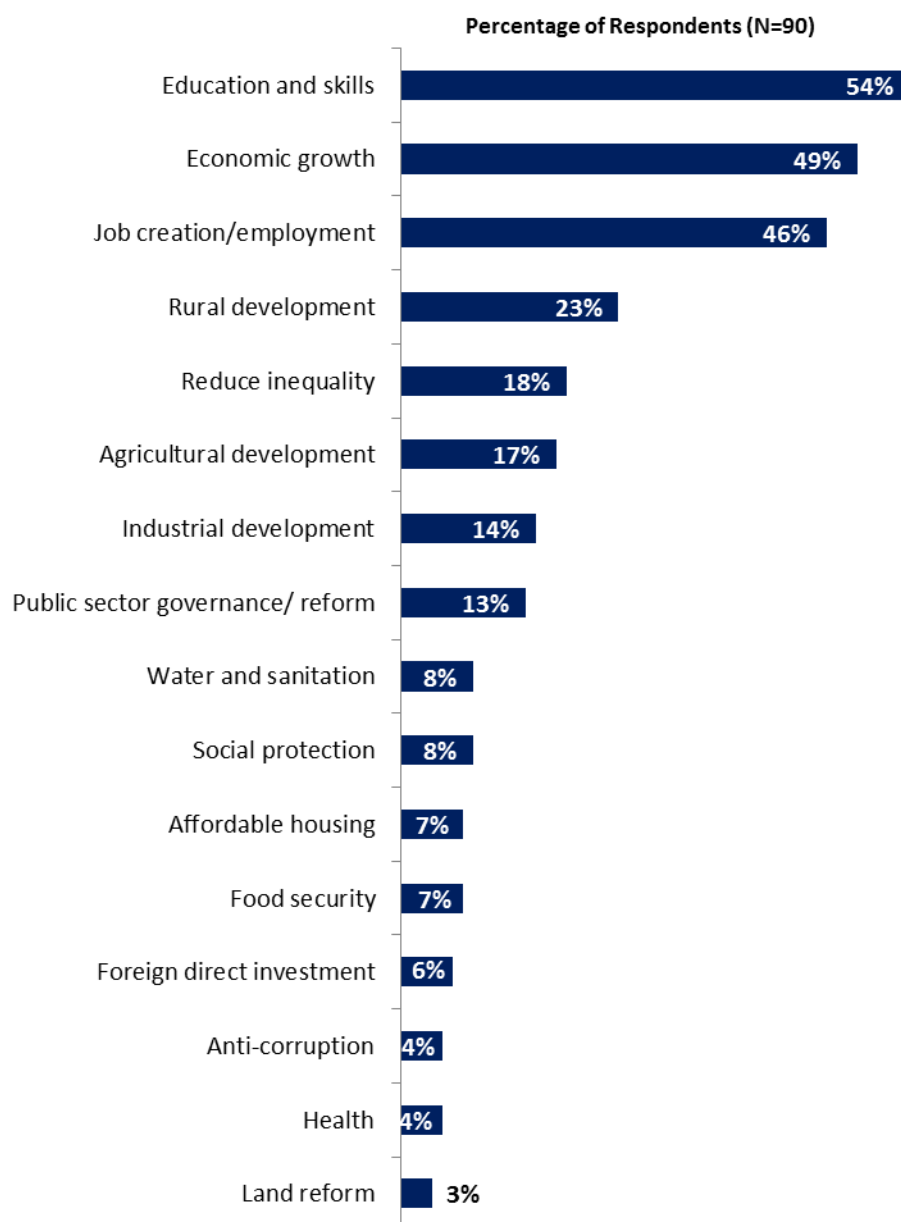
Development Priority



IV. General Issues Facing Namibia (continued)

Factors Contributing to Poverty Reduction

- Respondents from NGOs were significantly more likely to indicate that social protection would contribute to poverty reduction compared to respondents from other stakeholder groups.

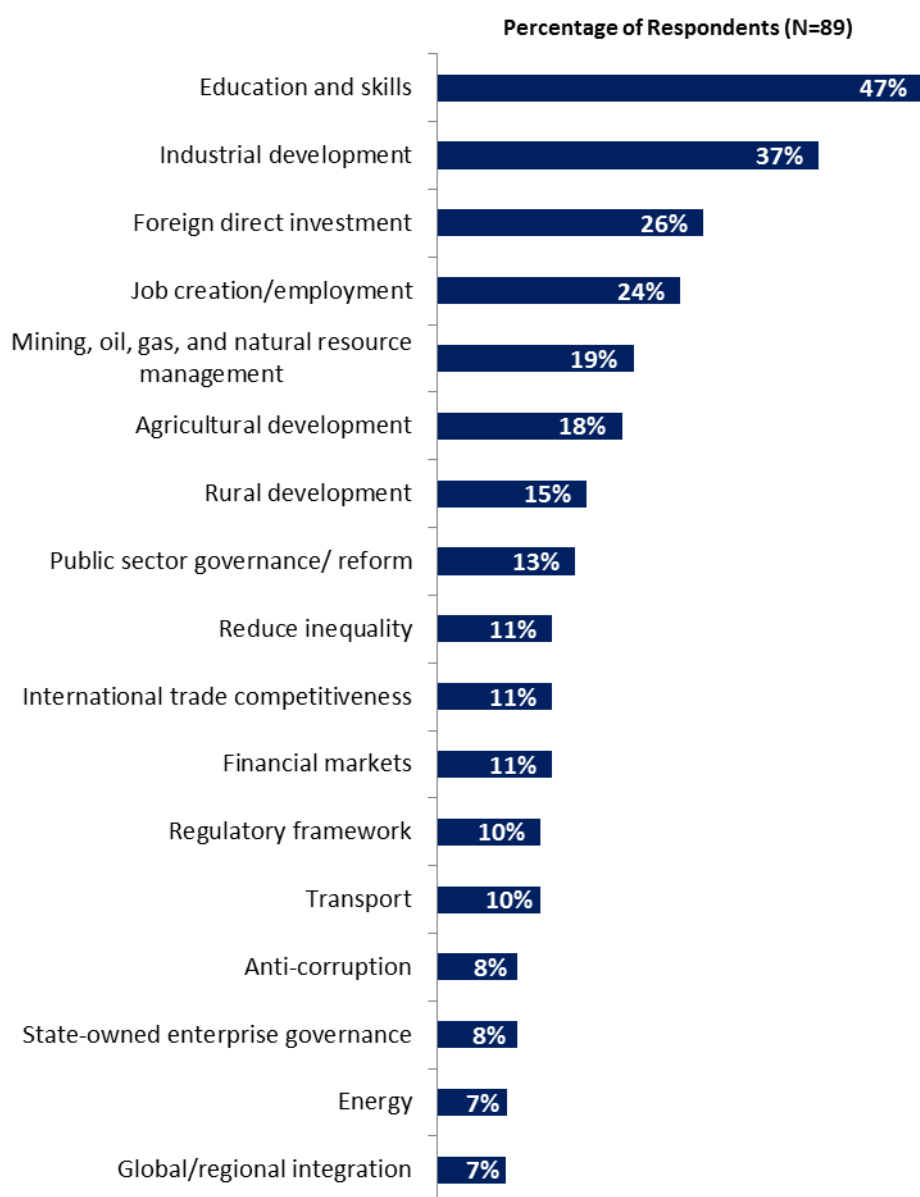


“Poverty reduction is a broad term that encompasses work in many different areas. Which THREE areas of development listed below do you believe would contribute most to reducing poverty in Namibia? (Choose no more than THREE)” (Respondents chose from a list. Responses combined.)

IV. General Issues Facing Namibia (continued)

Factors Contributing to Economic Growth

- Respondents from the financial sector/private banks, the office of the President/Prime Minister and bilateral or multilateral agencies were significantly more likely to indicate that transport would contribute to generating economic growth compared to respondents from other stakeholder groups. Respondents from the office of the President/Prime Minister, the private sector, and independent government institutions were significantly *less* likely to indicate that mining, oil, gas, and natural resource management would contribute to generating economic growth compared to respondents from other stakeholder groups.



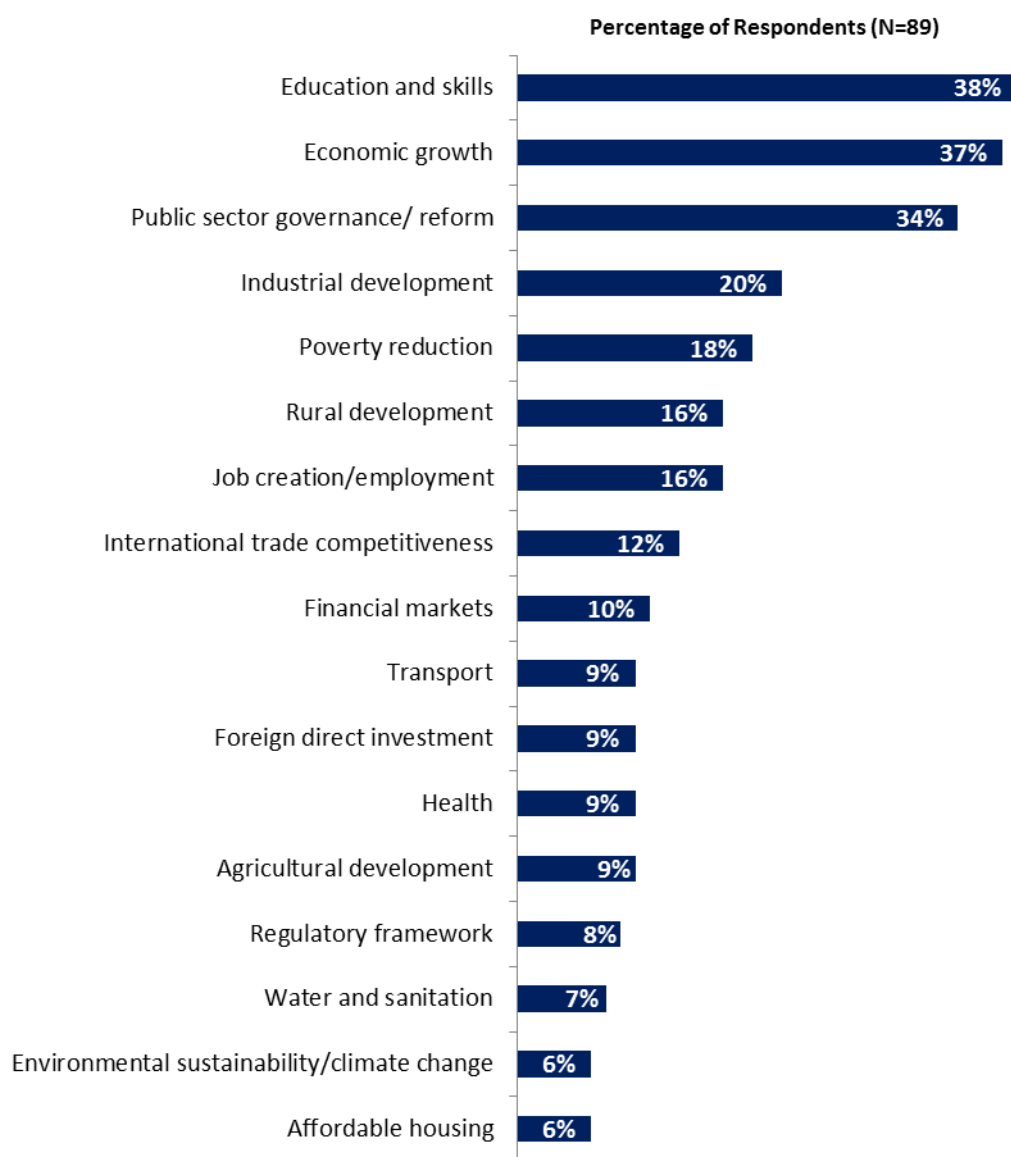
“Economic growth can be driven by a number of factors. Which THREE areas below do you believe would contribute most to generating economic growth in Namibia? (Choose no more than THREE)” (Respondents chose from a list. Responses combined.)

V. Overall Attitudes toward the World Bank

As noted in the “Methodology” section, the indicator questions referred to throughout the survey report are questions that are asked in every country that engages in the Country Survey. These will be aggregated for the Bank’s annual Corporate Scorecard.

Focusing World Bank Resources

- Respondents from bilateral or multilateral agencies, NGOs, and other organizations were significantly *less* likely to indicate that the World Bank should focus on rural development compared to respondents from other stakeholder groups.

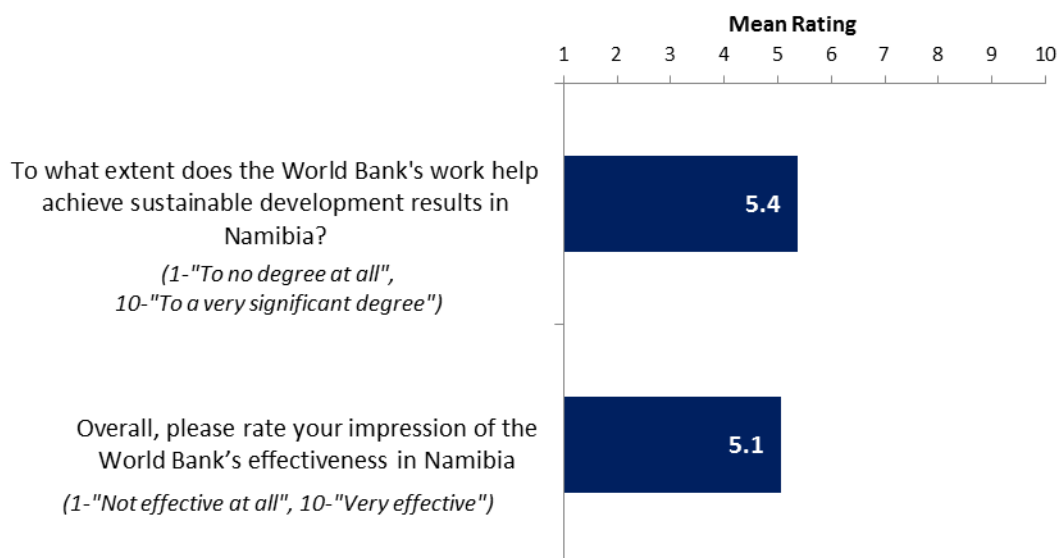


“When thinking about how the World Bank can have the most impact on development results in Namibia, in which sectoral areas do you believe the World Bank should focus most of its attention and resources in Namibia? (Choose no more than THREE)”
(Respondents chose from a list. Responses combined.)

V. Overall Attitudes toward the World Bank (continued)

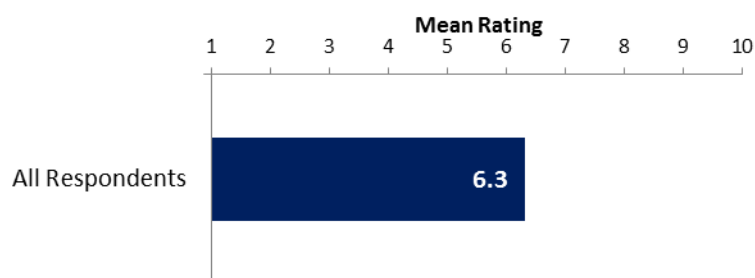
The World Bank's Overall Effectiveness (*Indicator Question*)

- Across all respondents, the extent to which the World Bank's work helps achieve development results in Namibia received a mean rating of 5.4. Respondents across all stakeholder groups gave statistically similar ratings for the extent to which the World Bank's work helps achieve development results in Namibia.
- Across all respondents, ratings of the World Bank's overall effectiveness in Namibia received a mean rating of 5.1. Respondents across all stakeholder groups gave statistically similar ratings for the Bank's overall effectiveness in Namibia.



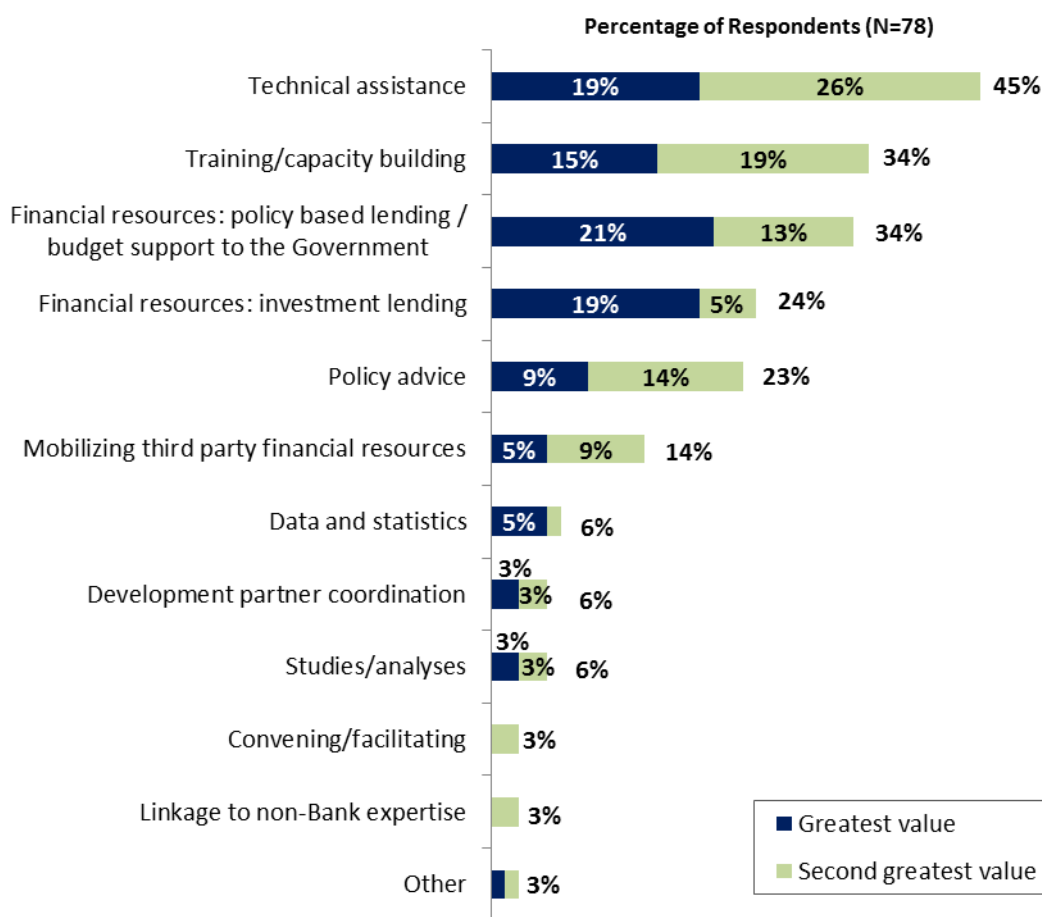
V. Overall Attitudes toward the World Bank (continued)

Staff Preparedness



"To what extent do you agree that the World Bank's staff is well prepared (e.g., skills and knowledge) to help Namibia solve its most complicated development challenges, on a ten-point scale?" (1- "To no degree at all", 10- "To a very significant degree")

Greatest Value

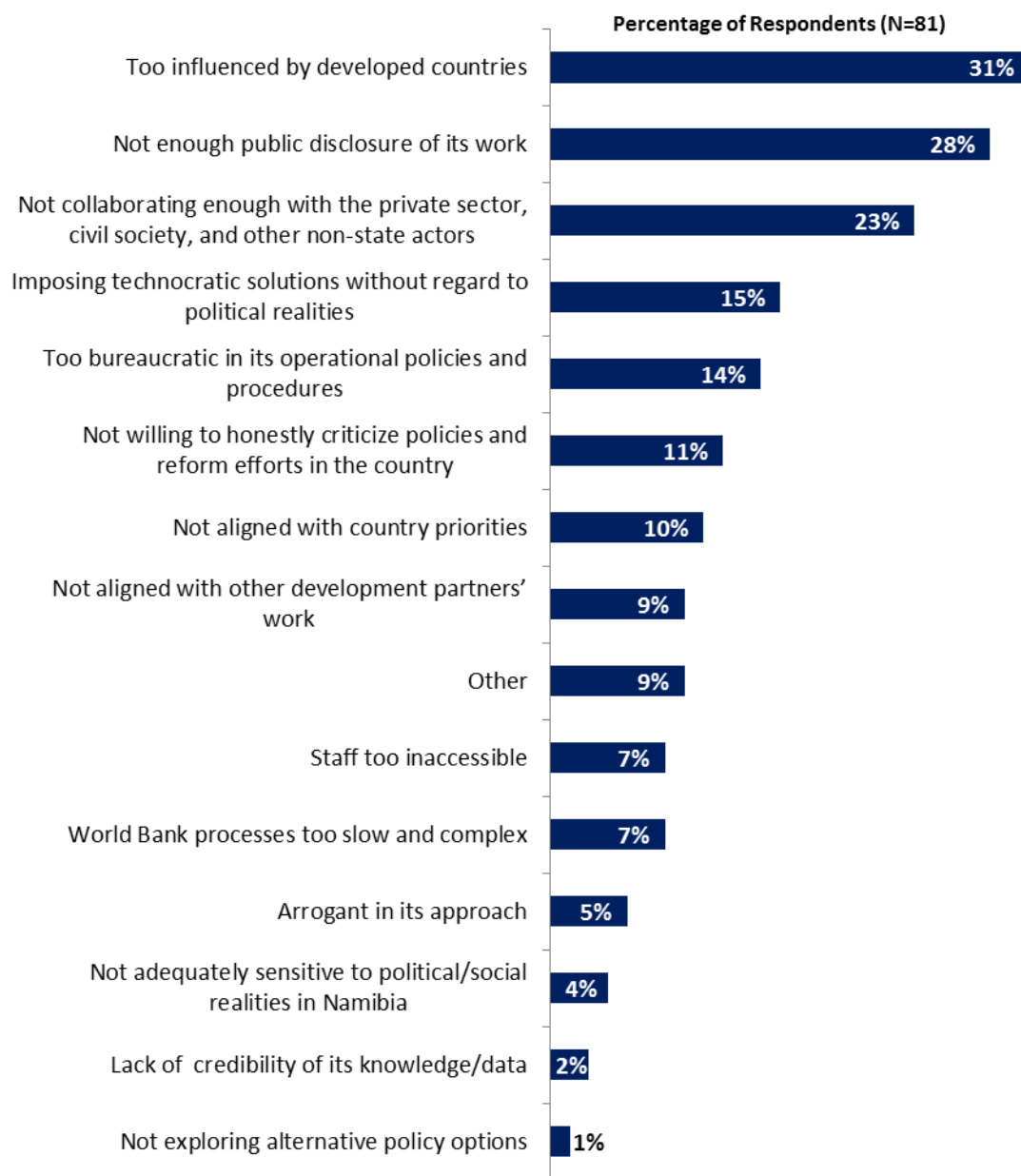


"When thinking about the World Bank's role, which activity do you believe is of greatest VALUE and which activity is of second greatest value in Namibia?" (Respondents chose from a list.)

V. Overall Attitudes toward the World Bank (continued)

Greatest Weakness

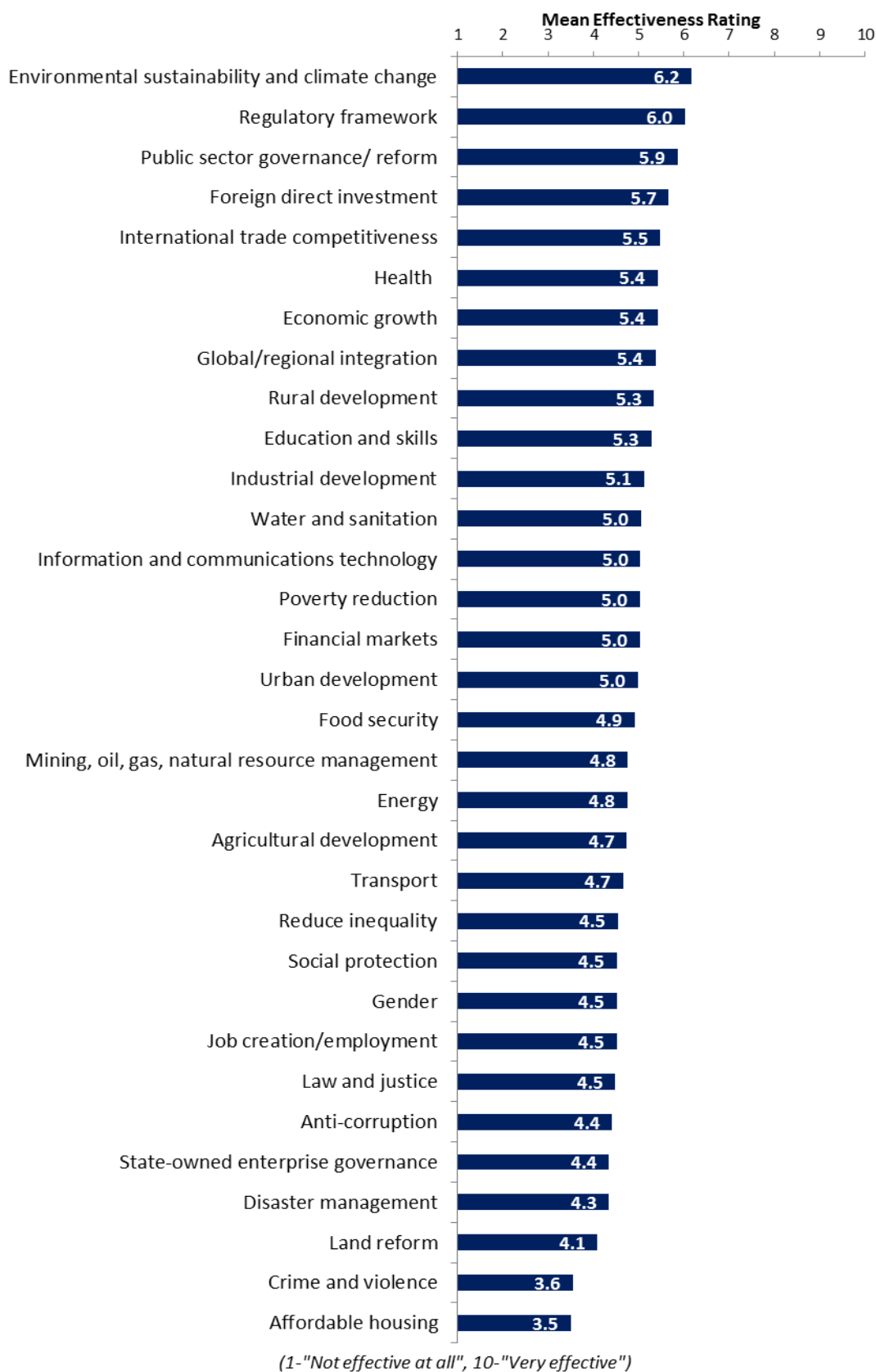
- Respondents from independent government institutions were significantly more likely to identify being arrogant in its approach as one of the World Bank's greatest weaknesses compared to respondents from other stakeholder groups.



"Which of the following do you identify as the World Bank's greatest WEAKNESSES in its work in Namibia? (Choose no more than TWO)" (Respondents chose from a list. Responses combined.)

VI. Sectoral Effectiveness

Specific Areas of Effectiveness



VI. Sectoral Effectiveness (continued)

Drivers of Effectiveness

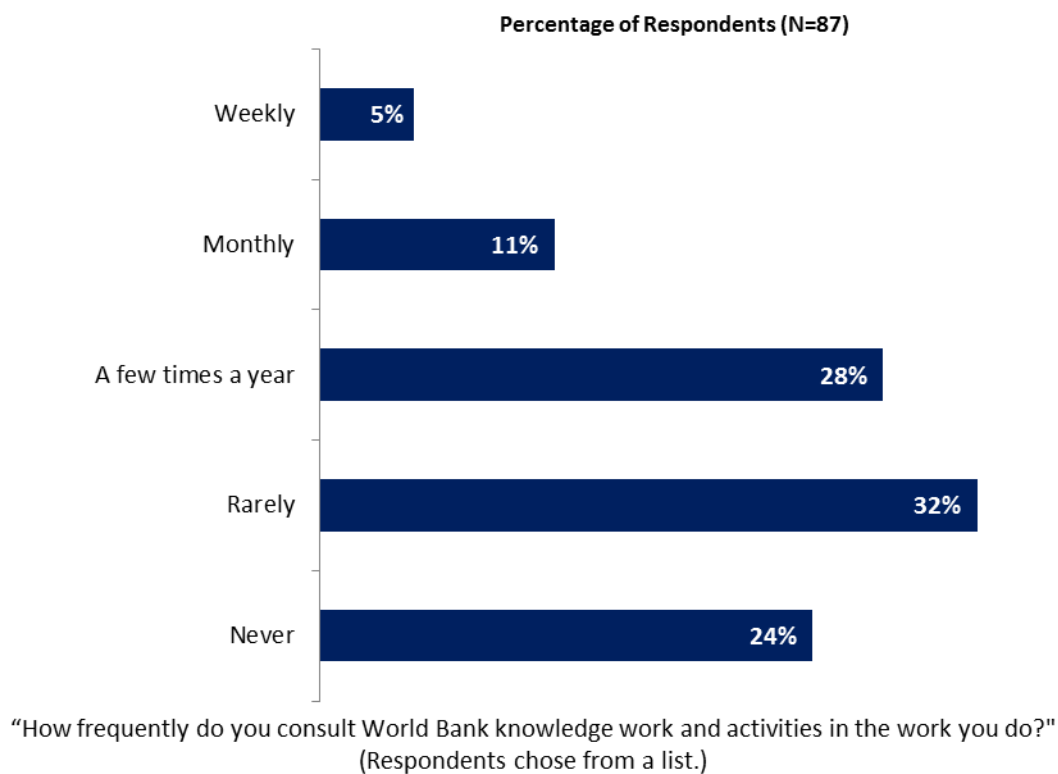
To determine the key drivers of respondents' ratings of the Bank's overall effectiveness and ratings of its ability to help achieve development results in Namibia, bivariate correlational analyses were conducted using respondents' ratings of the thirty-two specific areas of effectiveness.

Correlational analyses, however, are not able to tell us exactly what is causing respondents' ratings of the Bank's overall effectiveness or ratings of its ability to help achieve development results. Rather, these analyses tell us that as ratings of effectiveness in one area increase, respondents' ratings of the Bank's overall effectiveness increase, or as ratings of effectiveness in one area increase, ratings of the Bank's ability to help achieve development results increase. Thus, it can be inferred that respondents' perceptions of effectiveness in one specific area are related to, or drive, respondents' perceptions of the Bank's overall effectiveness or perceptions of the Bank's ability to help achieve development results.

- Overall Effectiveness: Those specific areas with the highest Pearson Product-Moment correlations were determined to be the most closely related to perceptions of the Bank's overall effectiveness, suggesting that ratings of effectiveness in those specific areas are drivers of perceptions of the Bank's overall effectiveness in Namibia. The areas determined to be key drivers from these analyses were:
 - The Bank's effectiveness at public sector governance/reform;
 - The Bank's effectiveness at economic growth; and
 - The Bank's effectiveness at international trade competitiveness.
- Achieving Development Results: Those specific areas with the highest Pearson Product-Moment correlations were determined to be the most closely related to perceptions of the Bank's ability to help achieve development results in Namibia, suggesting that ratings of effectiveness in those specific areas are drivers of perceptions of the Bank's ability to help achieve development results. The areas determined to be key drivers from these analyses were:
 - The Bank's effectiveness at economic growth;
 - The Bank's effectiveness at job creation/employment;
 - The Bank's effectiveness at agricultural development;
 - The Bank's effectiveness at urban development;
 - The Bank's effectiveness at international trade competitiveness; and
 - The Bank's effectiveness at energy.

VII. World Bank Knowledge and Instruments

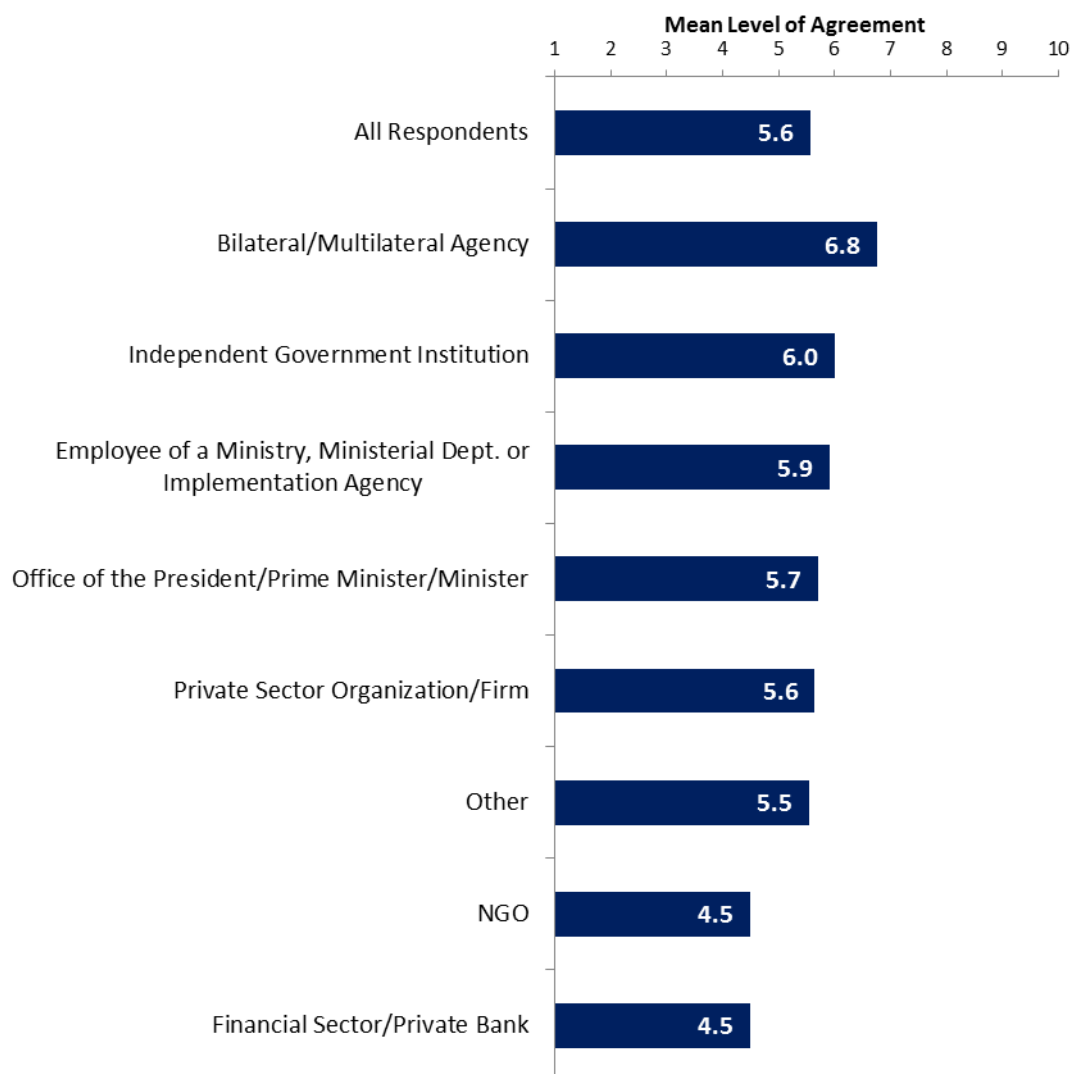
Knowledge: Frequency of Use



VII. World Bank Knowledge and Instruments (continued)

Knowledge: Meeting Namibia's Knowledge Needs (*Indicator Question*)

- Respondents across all stakeholder groups had statistically similar levels of agreement that the World Bank meets Namibia's needs for knowledge services.

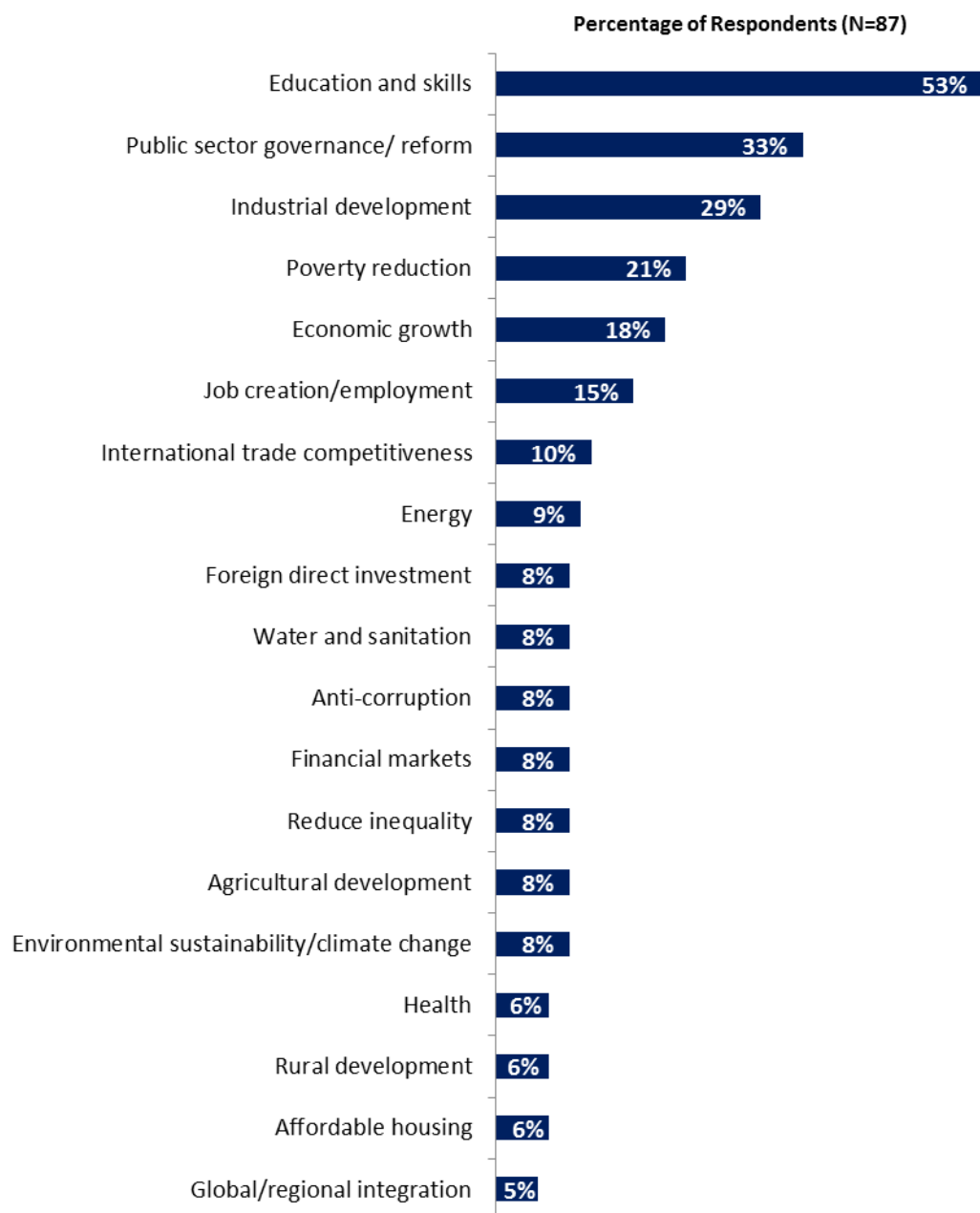


"The World Bank meets Namibia's needs for knowledge services (e.g., research, analysis, data, technical assistance)" (1- "Strongly disagree", 10- "Strongly agree")

VII. World Bank Knowledge and Instruments (continued)

Knowledge: Focusing Bank Research

- Respondents from NGOs were significantly *less* likely to indicate that the World Bank should focus its knowledge work and activities on industrial development compared to respondents from other stakeholder groups. Respondents from the office of the President/ Prime Minister and NGOs were significantly more likely to indicate that the World Bank should focus its knowledge work and activities on reducing inequality compared to respondents from other stakeholder groups.

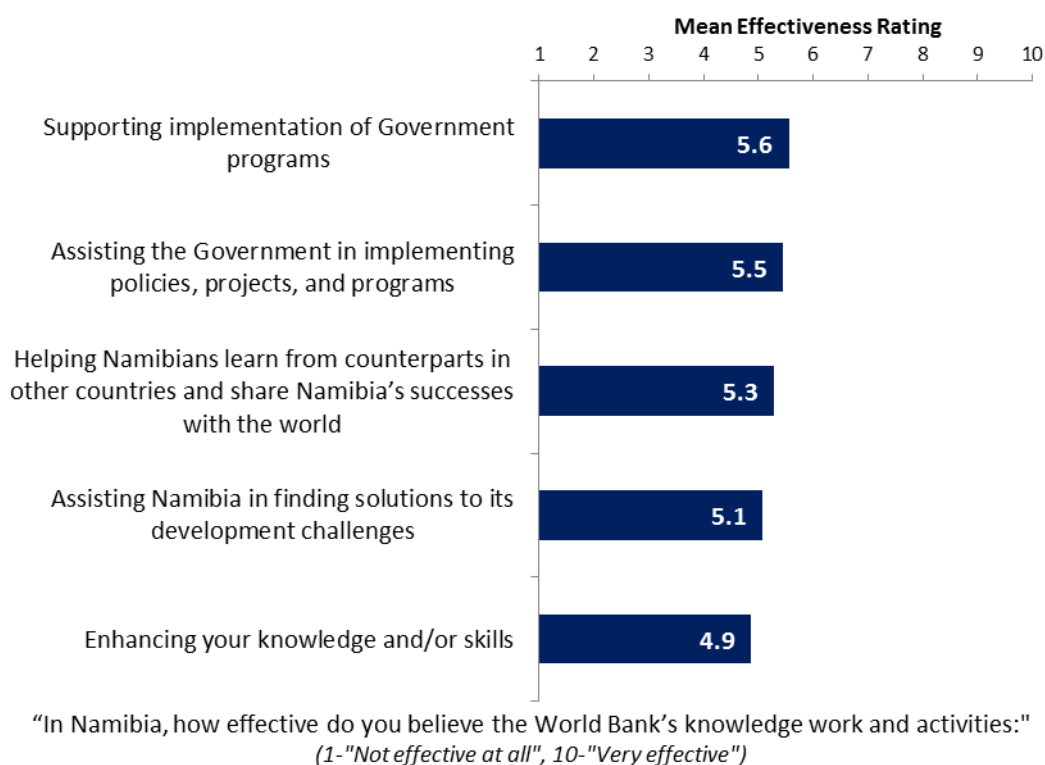


“When thinking about the development challenges in Namibia, where do you believe it would be most valuable for the World Bank to focus its knowledge work and activities in the next few years? (Choose no more than THREE)” (Respondents chose from a list. Responses combined.)

VII. World Bank Knowledge and Instruments (continued)

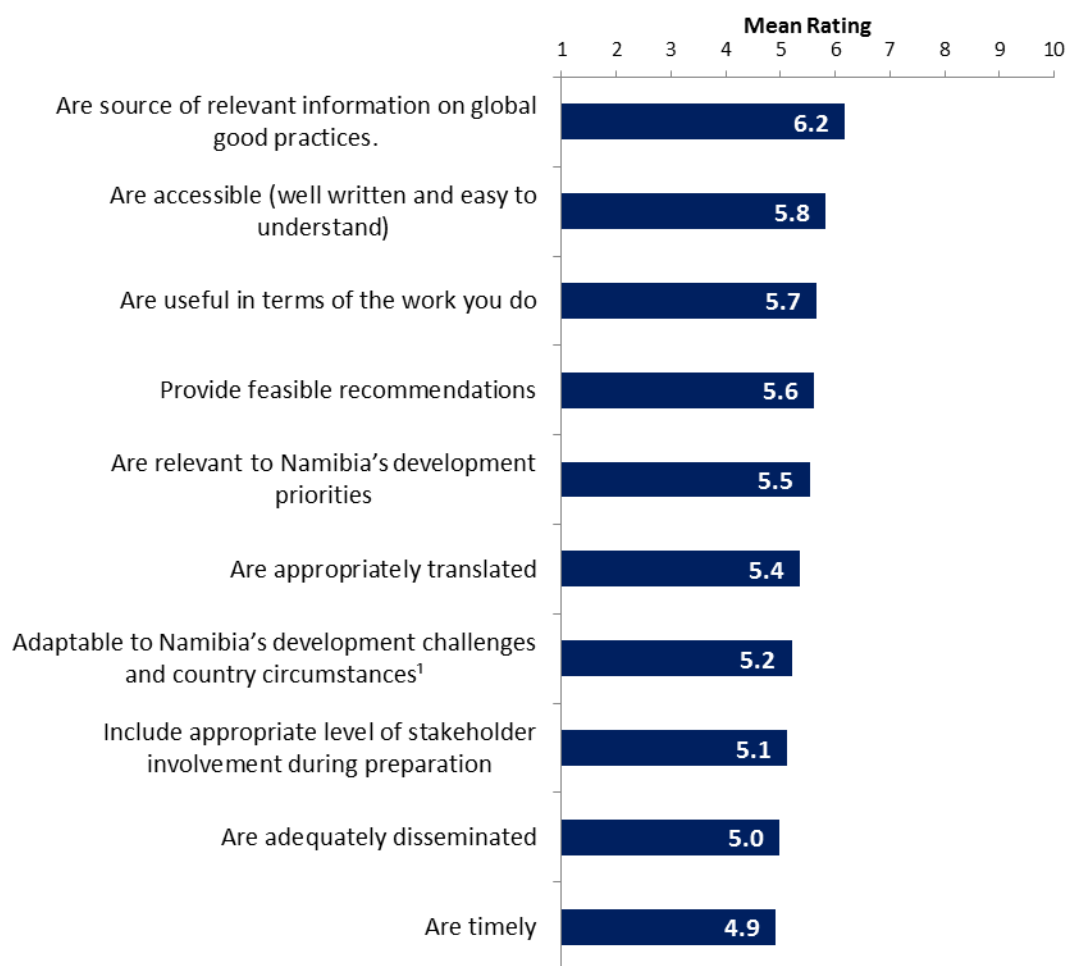
Knowledge: Effectiveness

- Respondents from independent government institutions gave the highest ratings for the effectiveness of the Bank's knowledge work and activities to enhance knowledge and/or skills whereas respondents from NGOs, the financial sector/private banks, and the private sector gave significantly lower ratings.



VII. World Bank Knowledge and Instruments (continued)

Knowledge: Qualities

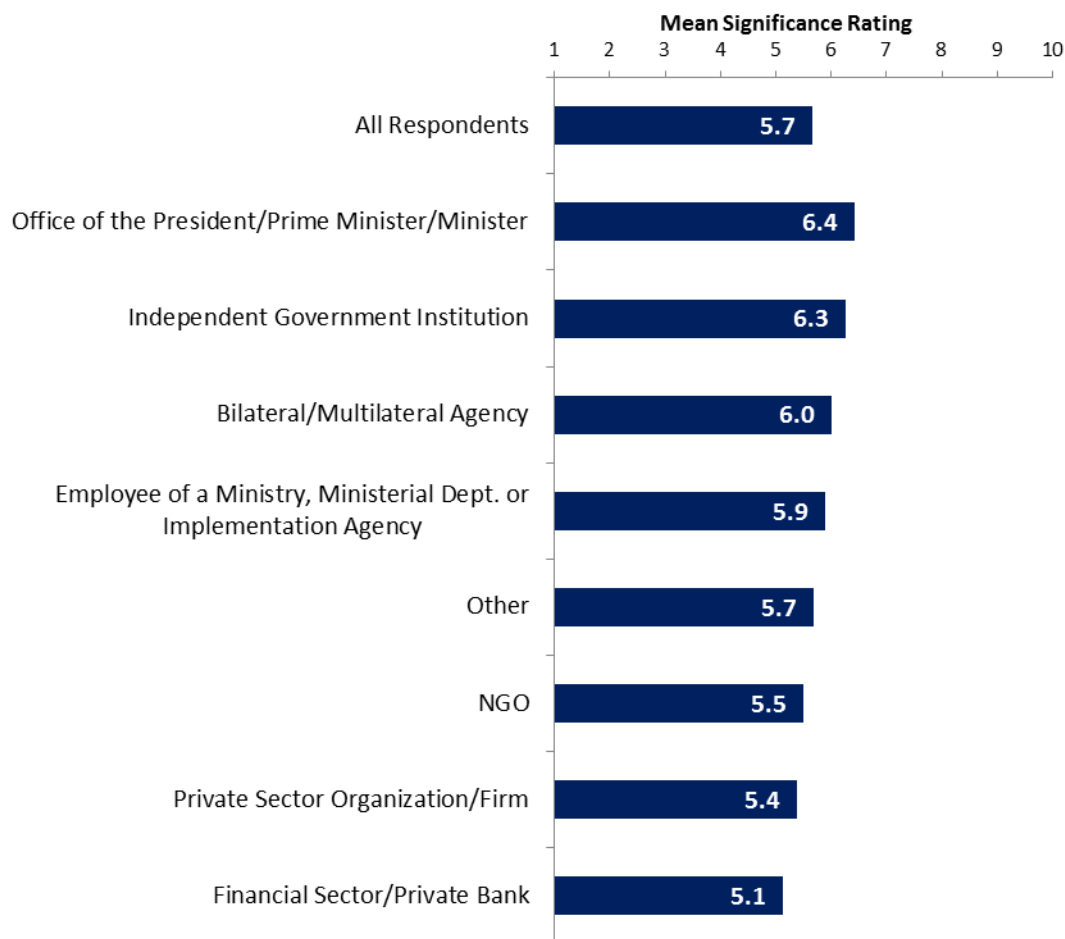


"In Namibia, to what extent do you believe that the World Bank's knowledge work and activities:"
 (1-"To no degree at all", 10-"To a very significant degree") ¹Indicator Question

VII. World Bank Knowledge and Instruments (continued)

Knowledge: Contribution (*Indicator Question*)

- Respondents across all stakeholder groups gave statistically similar ratings for the significance of the contribution that the World Bank's knowledge work and activities make to development results in Namibia.

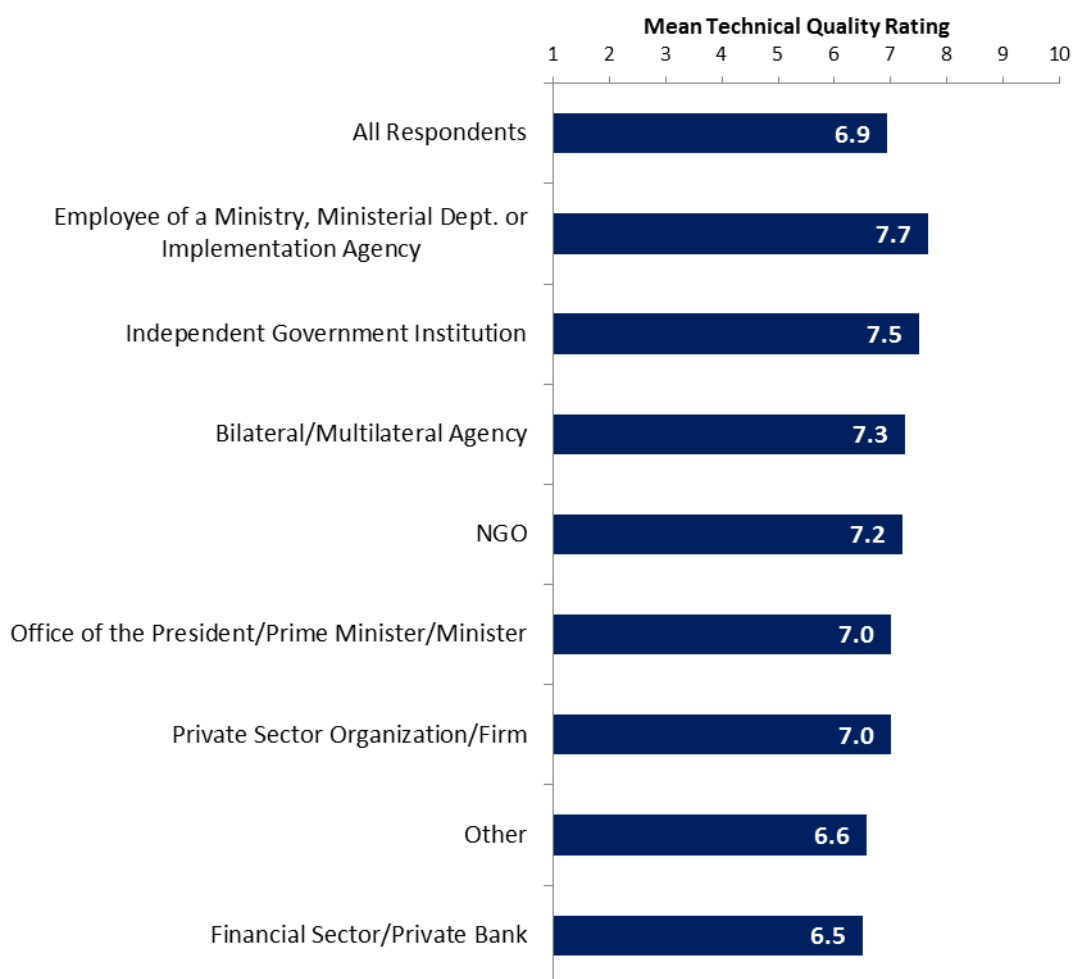


"Overall, how significant a contribution do you believe the World Bank's knowledge work and activities make to development results in your country, on a ten-point scale?
(1-"Not significant at all", 10-"Very significant")

VII. World Bank Knowledge and Instruments (continued)

Knowledge: Technical Quality (*Indicator Question*)

- Respondents across all stakeholder groups gave statistically similar ratings for the technical quality of the World Bank's knowledge work and activities.

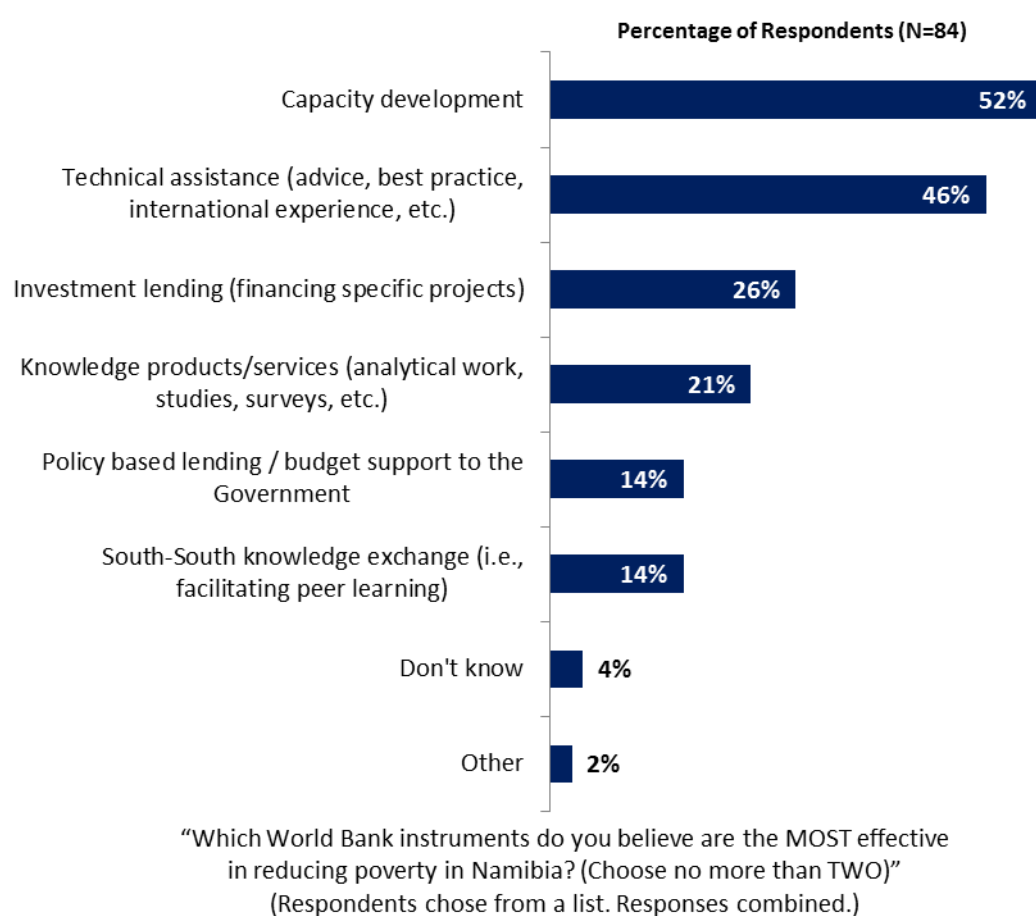


"Overall, how would you rate the technical quality of the World Bank's knowledge work and activities, on a ten-point scale?" (1-"Very low technical quality", 10-"Very high technical quality")

VII. World Bank Knowledge and Instruments (continued)

Instruments: Most Effective

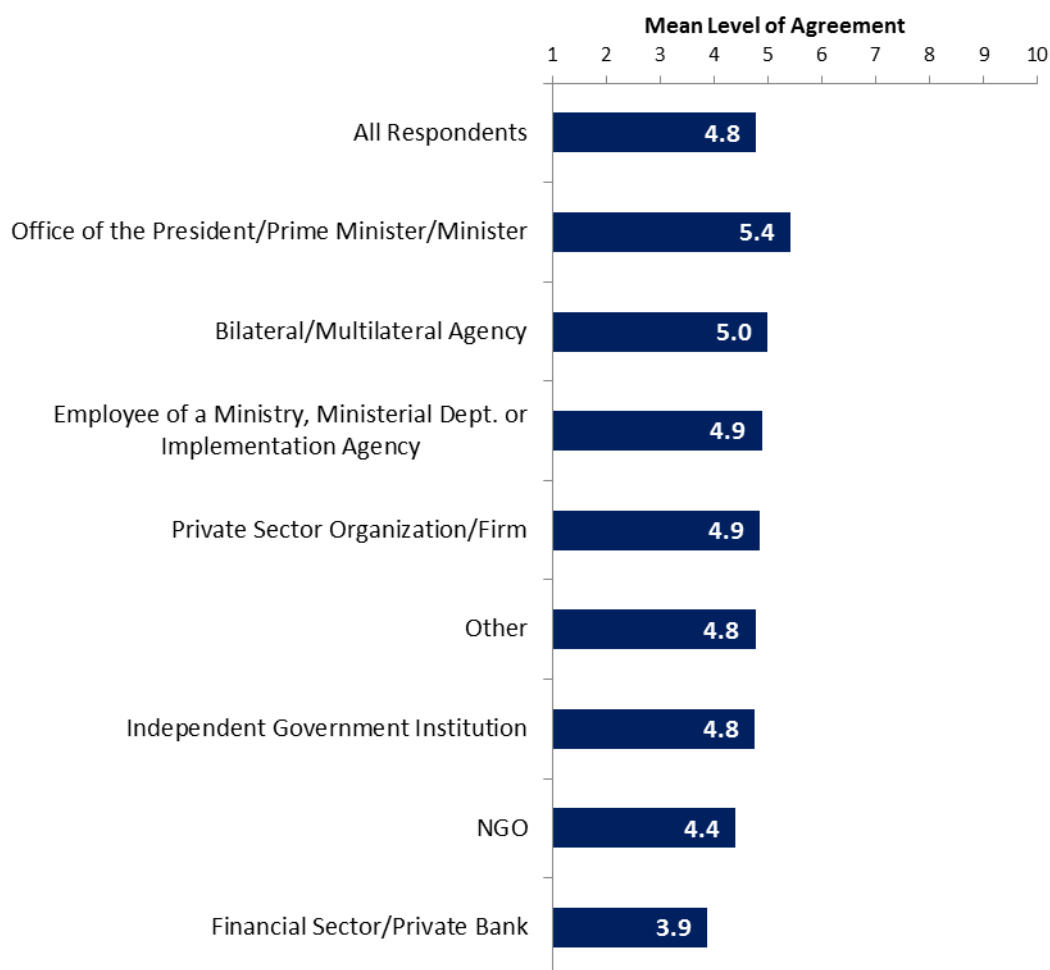
- Respondents from bilateral or multilateral agencies were the most likely to indicate that the World Bank's knowledge products/services were the most effective in reducing poverty whereas respondents from the private sector were significantly less likely to indicate this. Employees of ministries/implementation agencies and respondents from the financial sector/private banks were significantly *less* likely to indicate that the World Bank's technical assistance was the most effective in reducing poverty compared to respondents from other stakeholder groups.



VII. World Bank Knowledge and Instruments (continued)

Instruments: Meeting Namibia's Needs (*Indicator Question*)

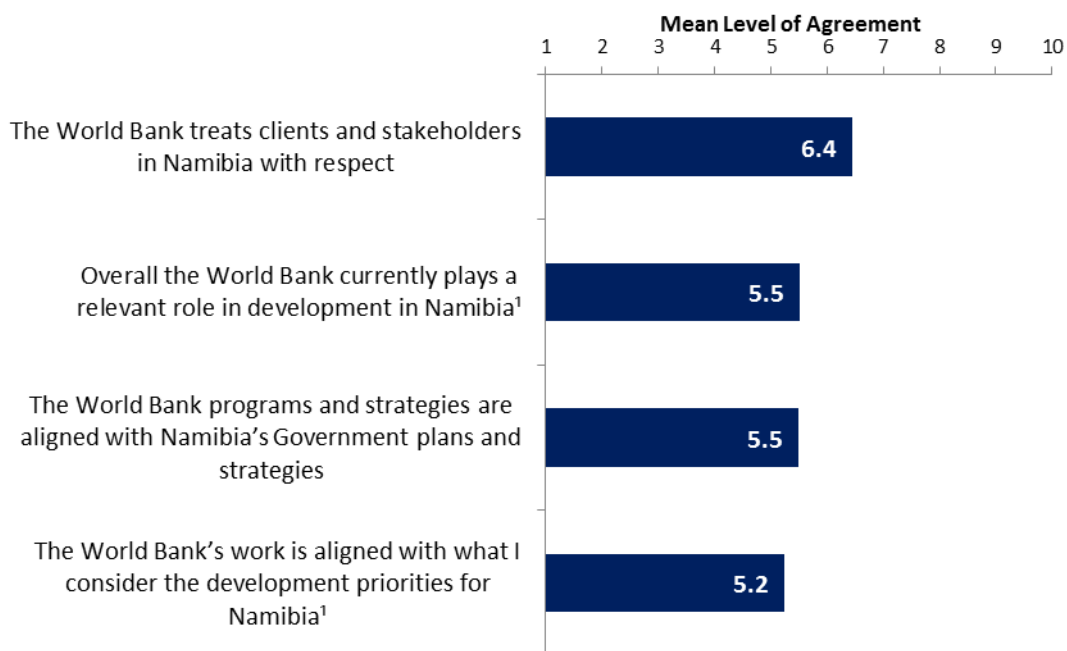
- Respondents across all stakeholder groups had statistically similar levels of agreement that the Bank's financial instruments meet Namibia's needs.



"The World Bank's financial instruments (i.e., investment lending, Development Policy Loan, Trust Funds, Program 4 Result, etc.) meet the needs of Namibia"
 (1-"Strongly disagree", 10-"Strongly agree")

VIII. How the World Bank Operates

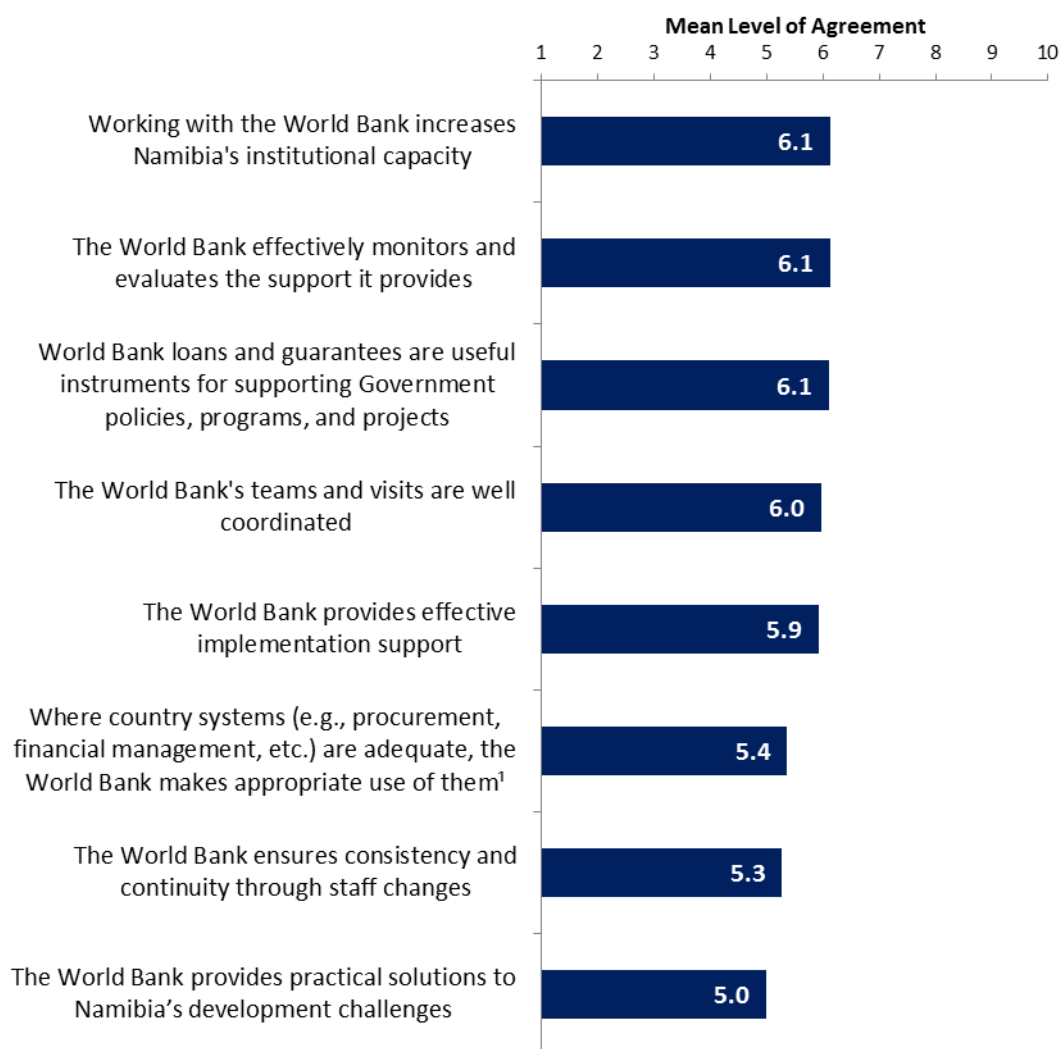
The World Bank's Work in Namibia



"To what extent do you agree with the following statements about the World Bank's work in Namibia, on a ten-point scale?" (1-"Strongly disagree", 10-"Strongly agree") ¹Indicator Question

VIII. How the World Bank Operates (continued)

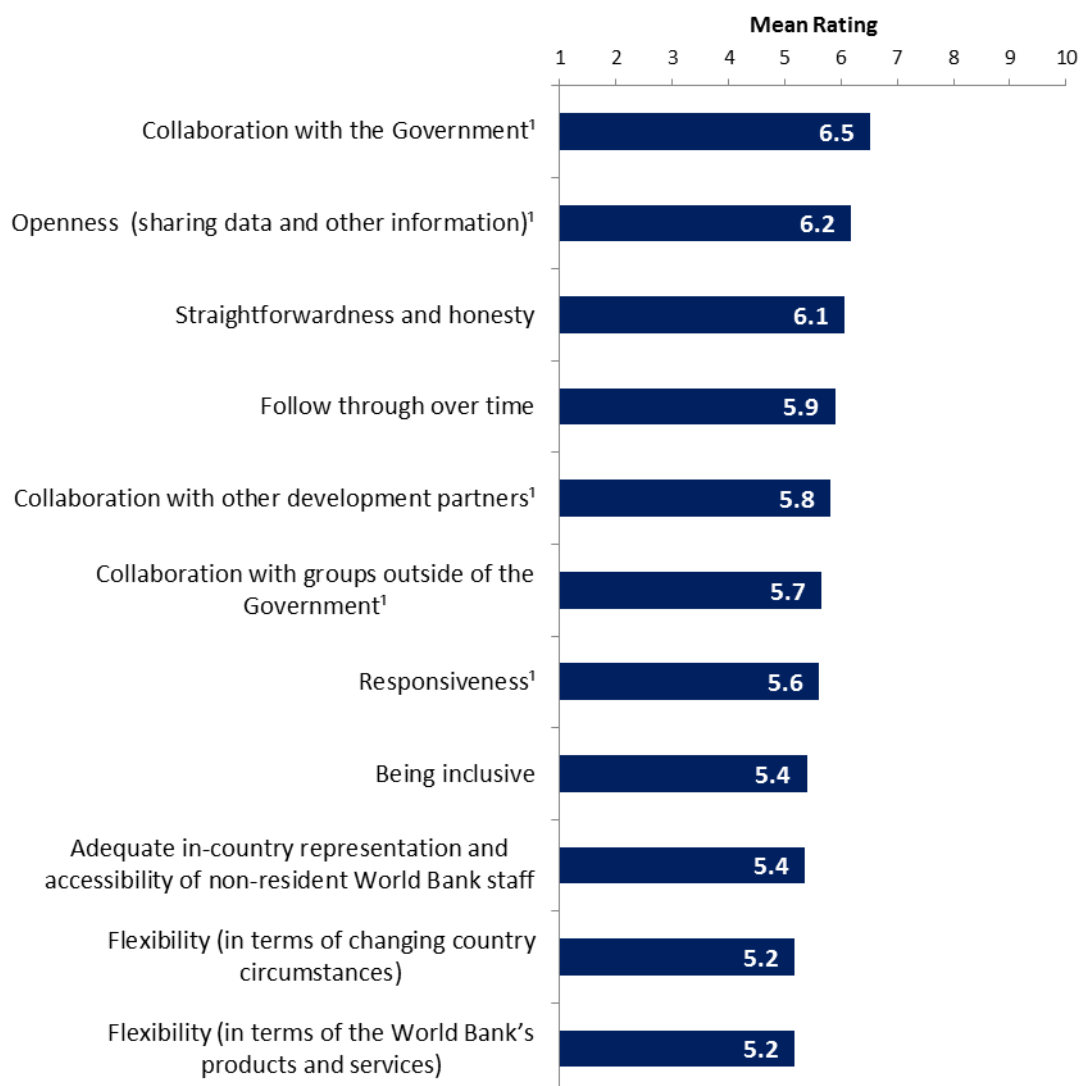
Overall Perceptions



"To what extent do you agree/disagree with the following statements, on a ten-point scale?"
 (1-"Strongly disagree", 10-"Strongly agree") ¹Indicator Question

VIII. How the World Bank Operates (continued)

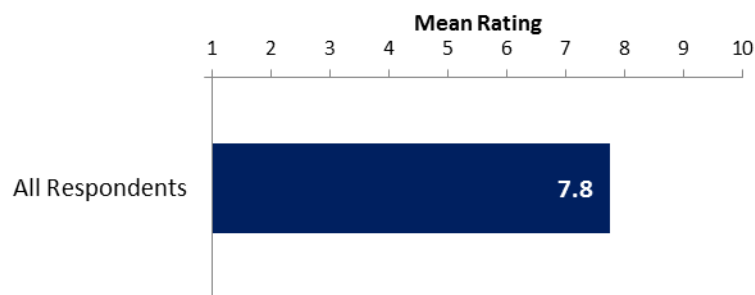
The World Bank as an Effective Development Partner



"To what extent is the World Bank an effective development partner in Namibia, in terms of each of the following?" (1-"To no degree at all", 10-"To a very significant degree") ¹Indicator Question

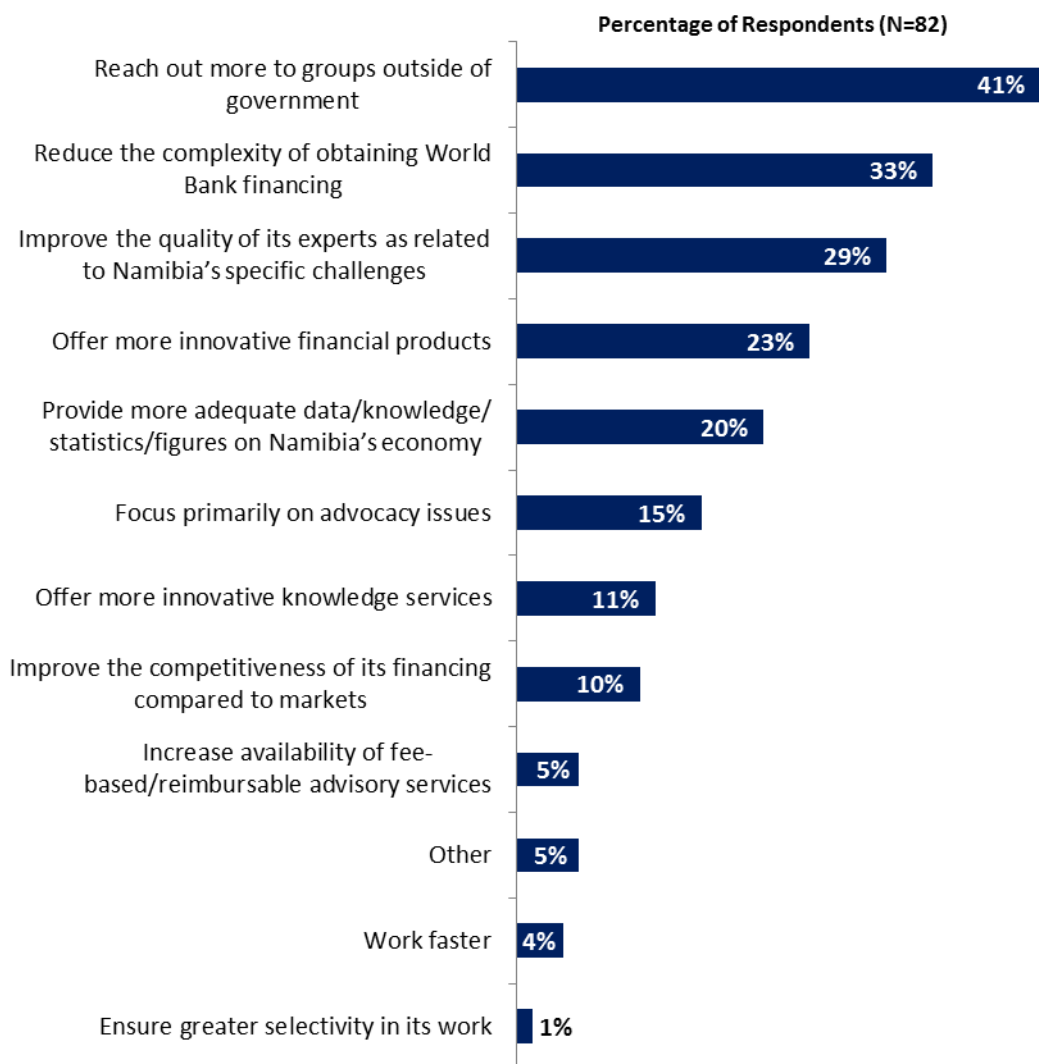
IX. The Future Role of the World Bank in Namibia

Role Significance



"How significant a role do you believe the World Bank SHOULD play in Namibia's development in the near future, on a ten-point scale?" (1-"Not a significant role at all", 10-"Very significant role")

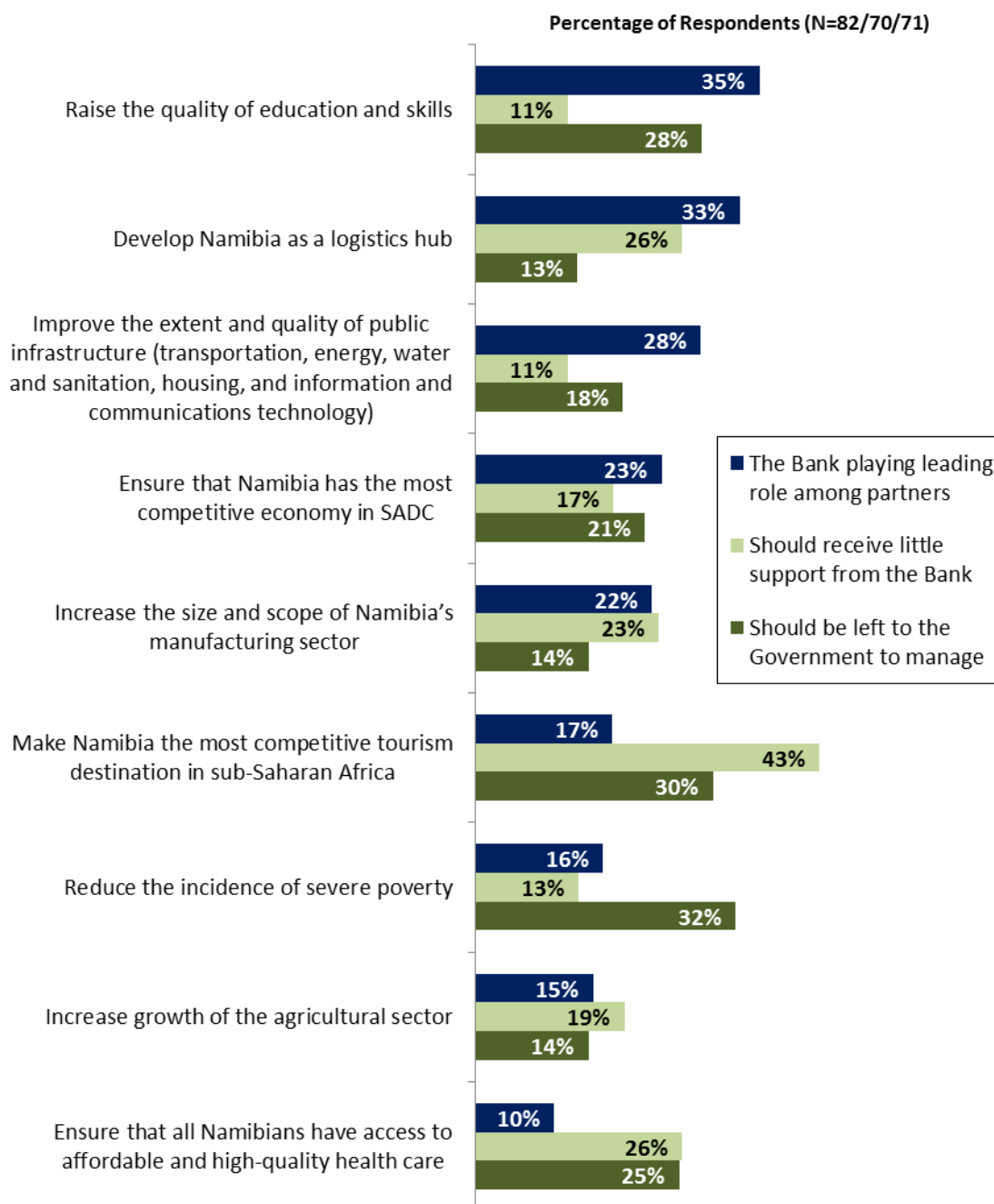
Making the World Bank of Greater Value



"Which of the following SHOULD the World Bank do to make itself of greater value in Namibia? (Choose no more than TWO)" (Respondents chose from a list. Responses combined.)

IX. The Future Role of the World Bank in Namibia (continued)

The Bank's Role in the National Development Plan IV

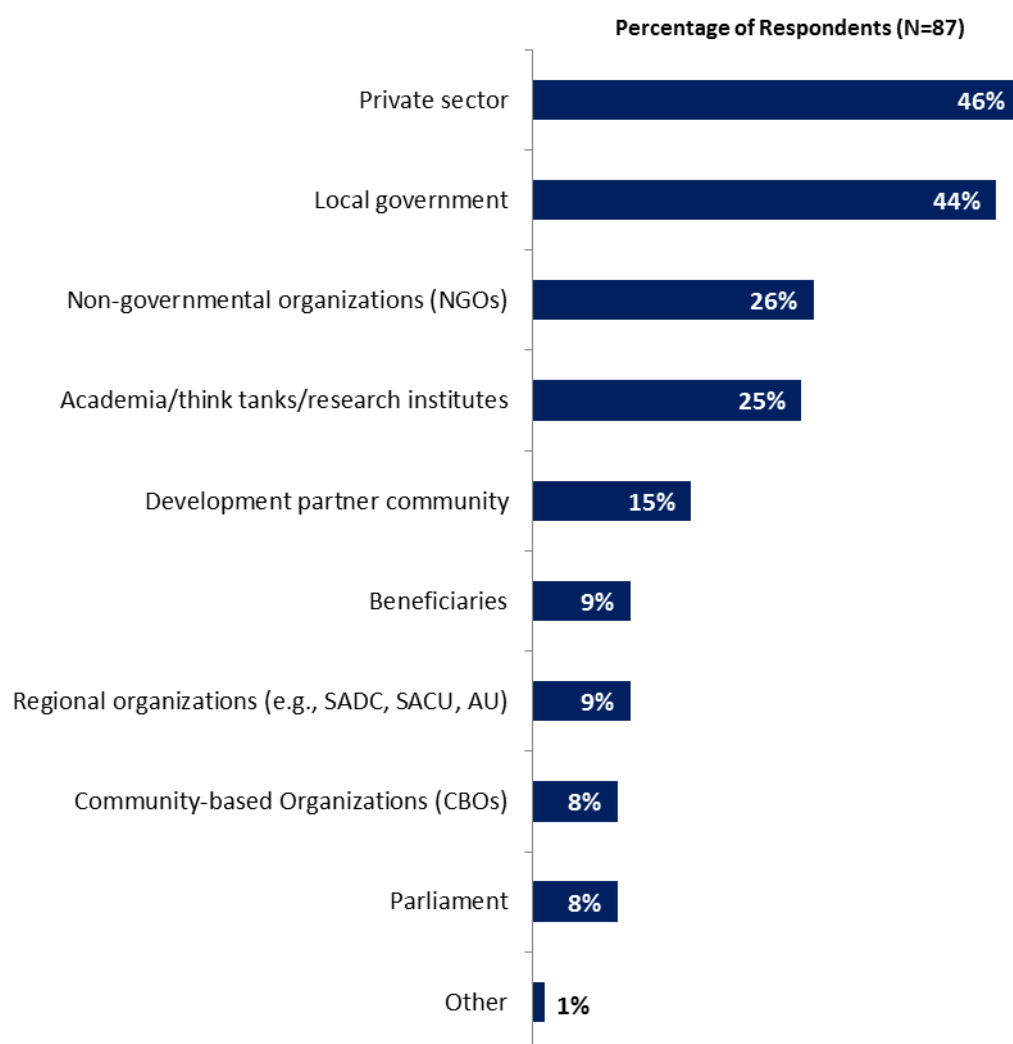


"Below is a list of development priorities in the National Development Plan IV. Please answer the following questions: Which TWO areas below would benefit most from the World Bank playing a leading role among international partners in Namibia? Which TWO areas below should receive little or no support from the World Bank in Namibia? Please check TWO areas below that you believe should be left to the Government to manage without World Bank support. (Choose no more TWO for each column)" (Respondents chose from a list. Responses combined.)

IX. The Future Role of the World Bank in Namibia (continued)

Collaborating with Stakeholders in Namibia

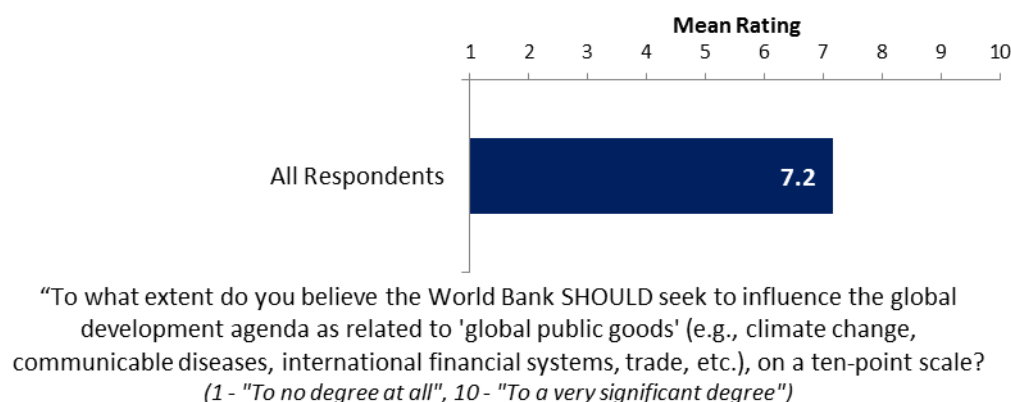
- Respondents from NGOs were significantly more likely to indicate that the World Bank should collaborate more with NGOs in Namibia compared to respondents from other stakeholder groups. Respondents from the private sector were the most likely to indicate that World Bank should collaborate more with the private sector in Namibia whereas respondents from bilateral or multilateral agencies and NGOs were significantly less likely to indicate this.



"In addition to the regular relations with the national government as its main interlocutor, which TWO of the following groups should the World Bank collaborate with more in your country to ensure better development results there?" (Respondents chose from a list. Responses combined.)

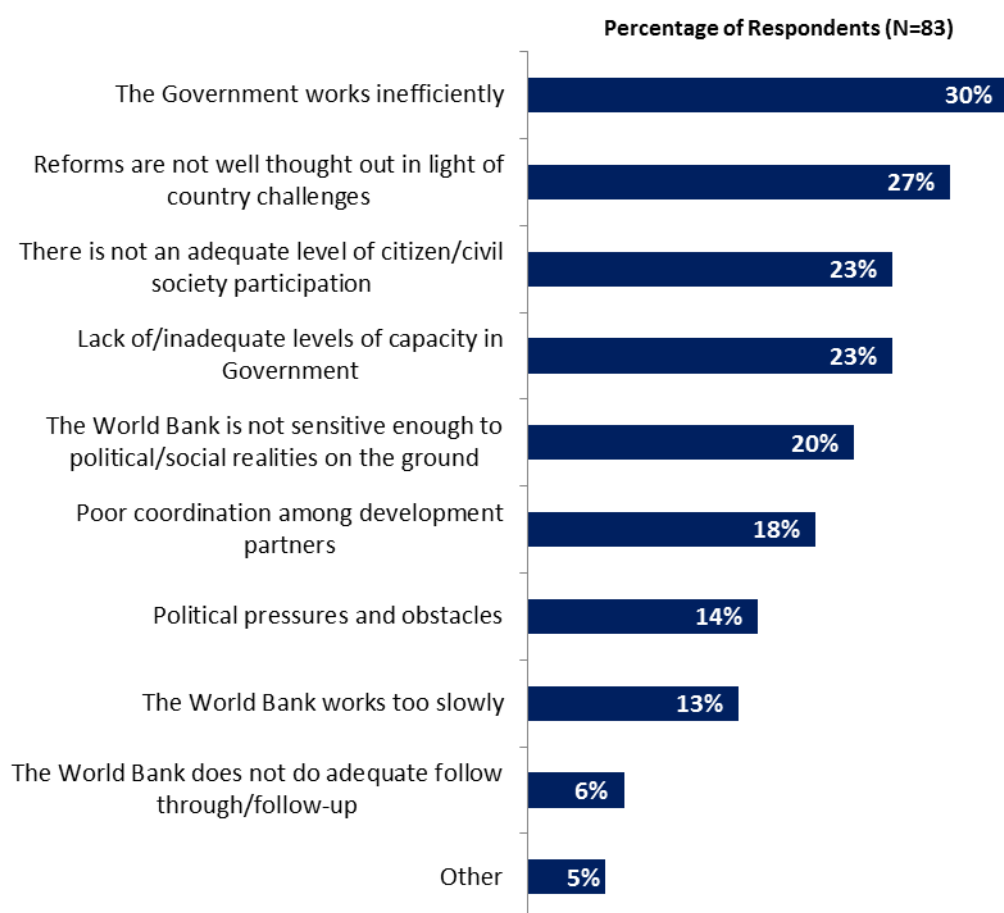
IX. The Future Role of the World Bank in Namibia (continued)

Influencing the Global Development Agenda



Attributing Slow or Failed Reform Efforts

- Respondents from the office of the President/Prime Minister/Minister were significantly more likely to attribute slow or failed reform efforts to political pressures and obstacles compared to respondents from other stakeholder groups.

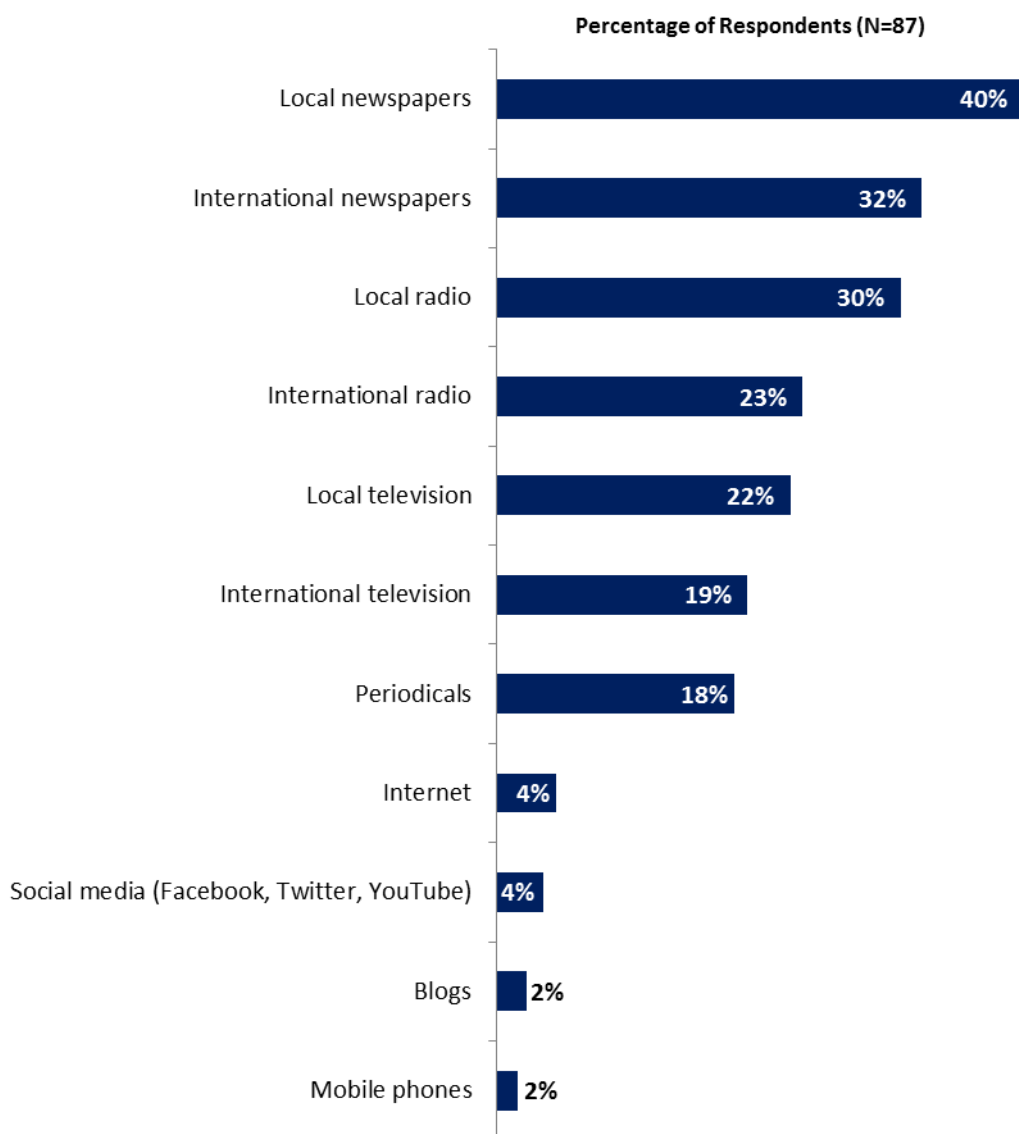


“When World Bank assisted reform efforts fail or are slow to take place, which of the following would you attribute this to? (Choose no more than TWO)”
(Respondents chose from a list. Responses combined.)

X. Communication and Openness

Information Sources

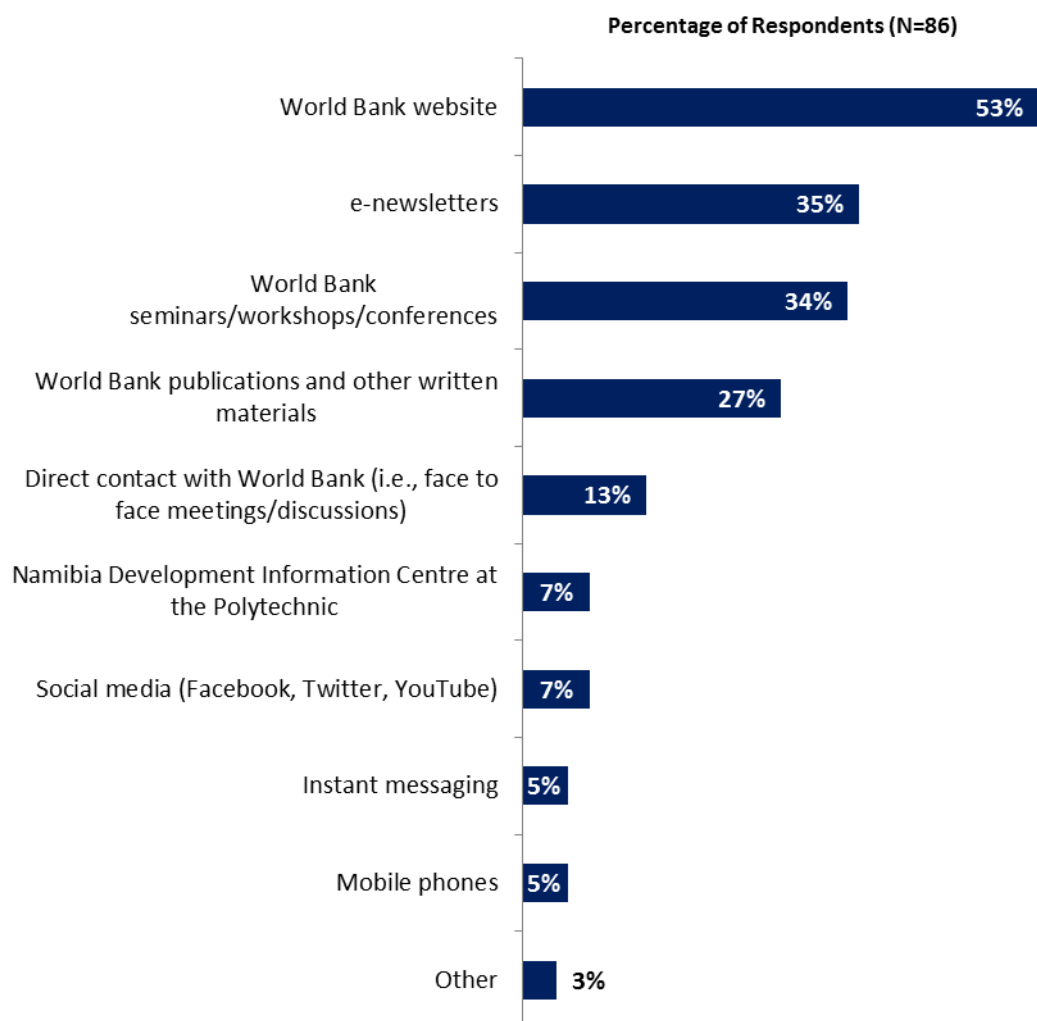
- Respondents from the office of the President/Prime Minister/Minister and the financial sector/private banks were significantly more likely to indicate that they get information from international television compared to respondents from other stakeholder groups.



“How do you get most of your information about economic and social development issues in Namibia? (Choose no more than TWO)” (Respondents chose from a list. Responses combined.)

X. Communication and Openness (continued)

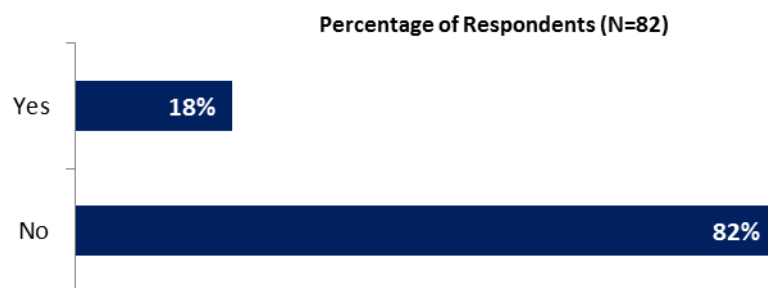
Preferred Information Sources



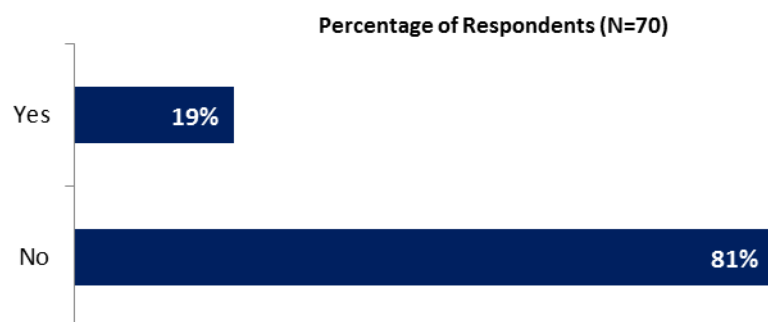
“How would you prefer to receive information from the World Bank?
(Choose no more than TWO)” (Respondents chose from a list. Responses combined.)

X. Communication and Openness (continued)

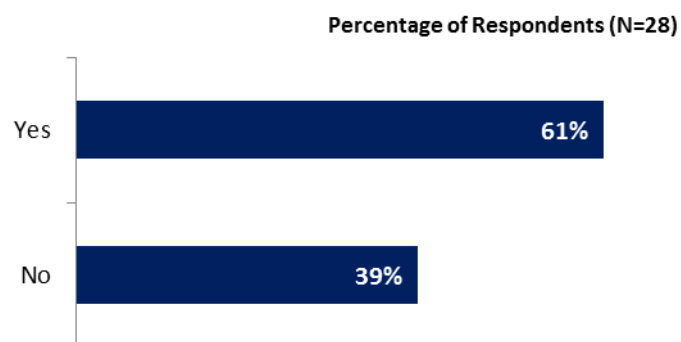
Access to Information



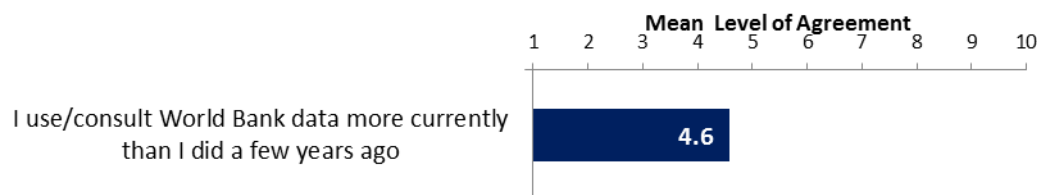
"Are you aware of the World Bank's Access to Information Policy under which the Bank will now disclose any information in its possession that is not on a list of exceptions?"



"Have you requested information from the World Bank on its activities in the past year?"



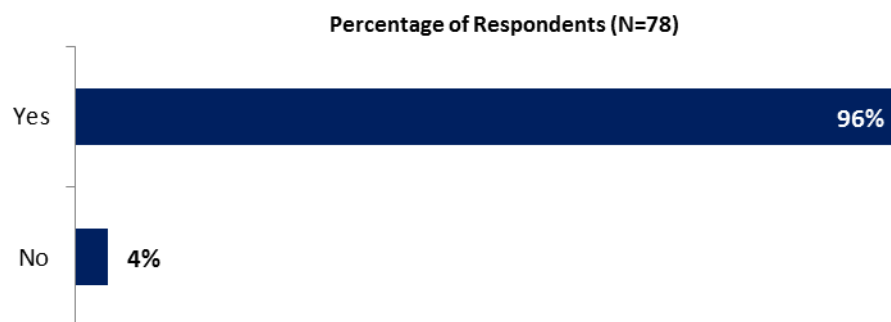
"Were you able to obtain this information?"



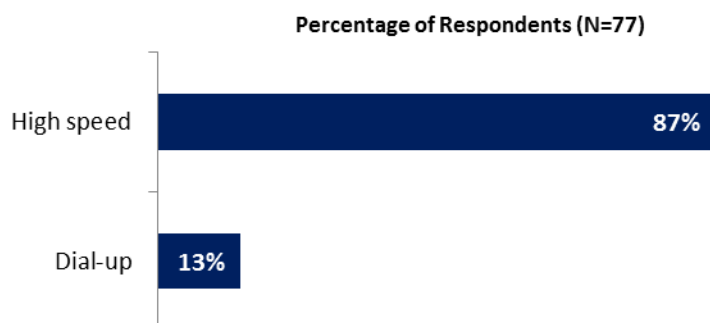
"Please rate how much you agree with the following statements, on a ten-point scale."
(1-"Strongly disagree", 10-"Strongly agree")

X. Communication and Openness (continued)

Internet Access

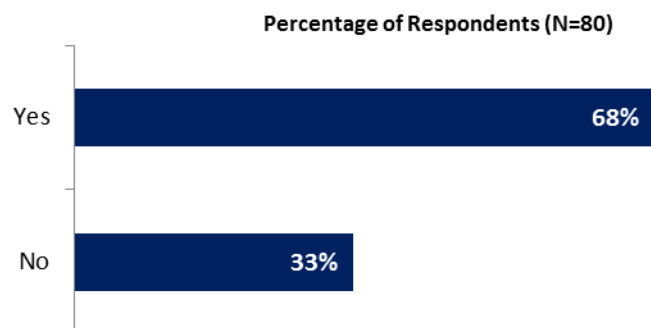


“Do you have access to the Internet?” (Respondents chose from a list.)

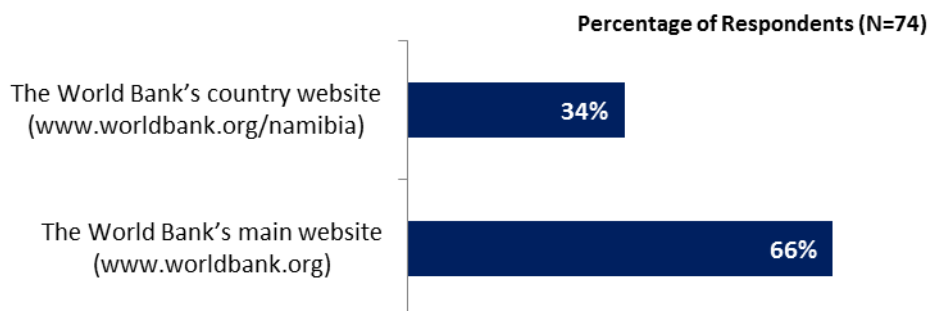


“Which Internet connection do you use primarily when visiting a World Bank website?”
(Respondents chose from a list.)

Website Usage



“Do you use/have you used the World Bank website?” (Respondents chose from a list.)

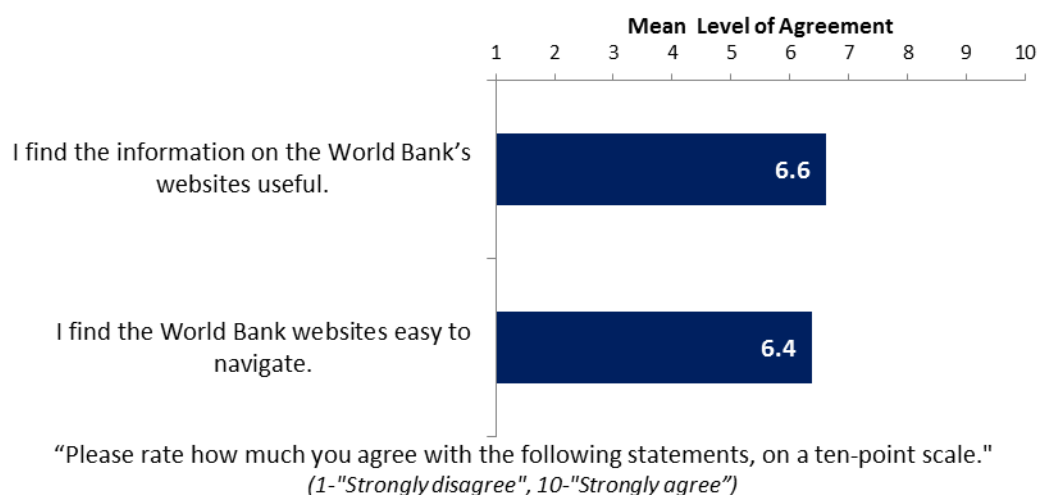


“Which do you primarily use?” (Respondents chose from a list.)

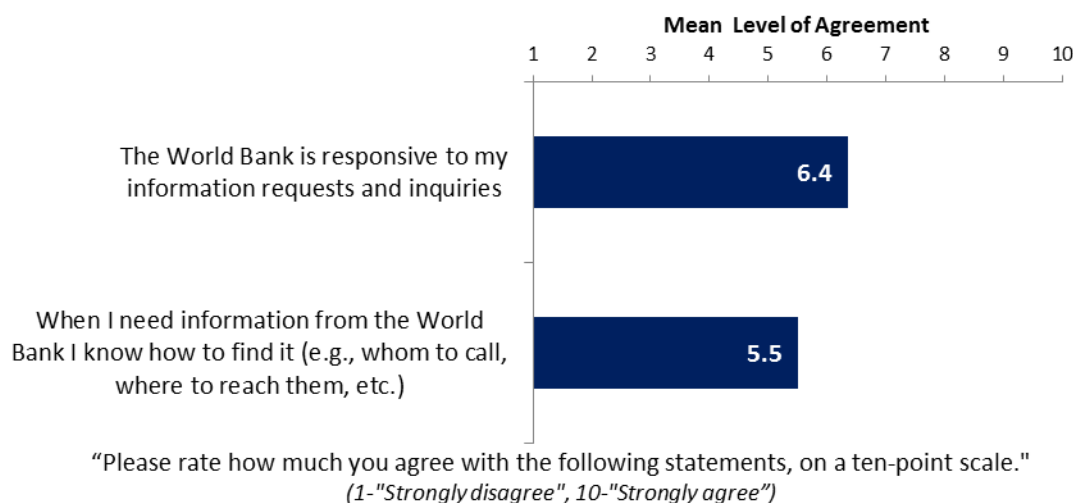
X. Communication and Openness (continued)

Website Evaluation

- Respondents from the private sector, independent government institutions, and other organizations had significantly *lower* levels of agreement that the World Bank websites are easy to navigate compared to respondents from other stakeholder groups.

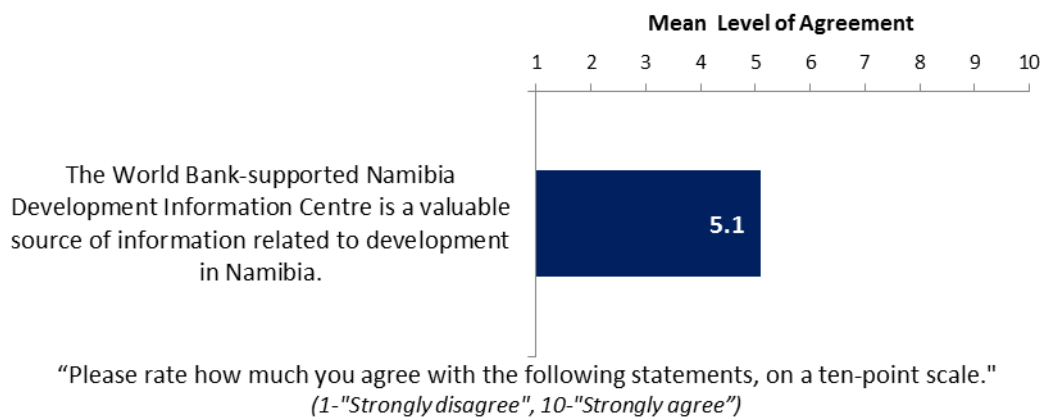
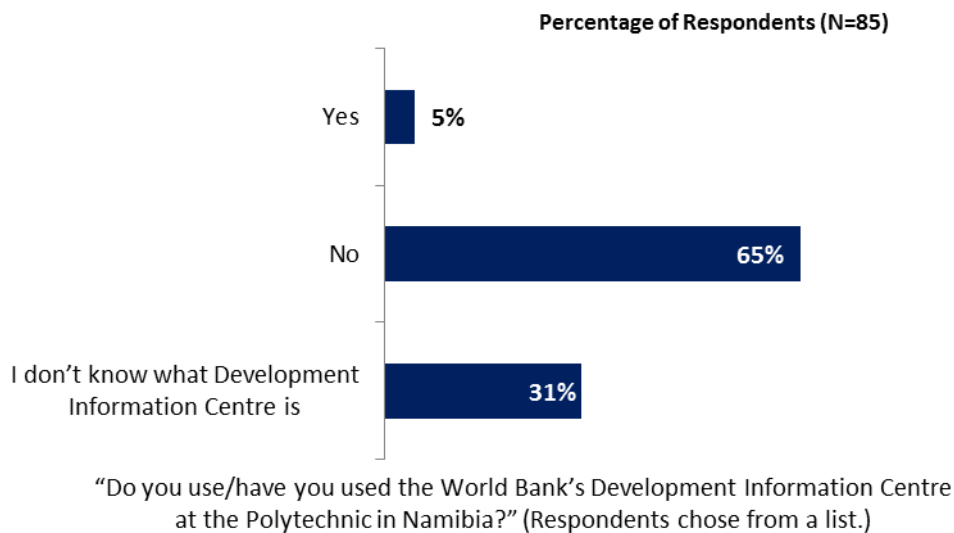


Information Sharing



X. Communication and Openness (continued)

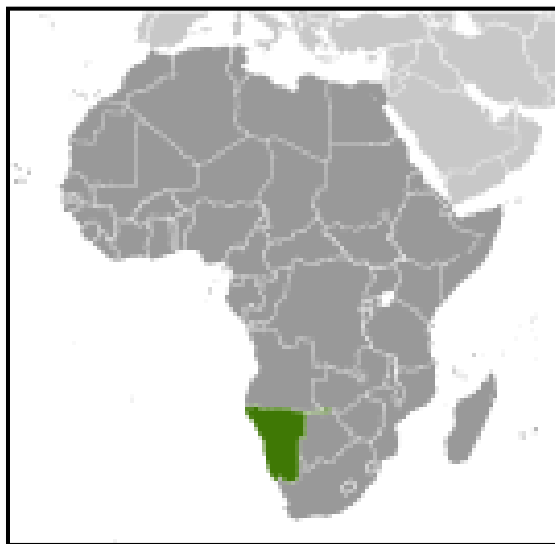
Development Information Centre



XI. Appendices

A. Responses to All Questions across All Respondents	43
B. Responses to All Questions by Stakeholder Groups	59
C. Responses to All Questions by Geographic Location	85
D. Indicator Questions as a Function of Exposure to the Bank.....	102
E. World Bank Country Survey 2013 – Namibia Questionnaire	103

NAMIBIA



Appendix A: Responses to All Questions across All Respondents (N=90)

A. General Issues Facing Namibia

1. In general, would you say that Namibia is headed in 2013 in...?	Percentage of Respondents (N=86)
The right direction	75.6%
The wrong direction	8.1%
Not sure	16.3%

2. Listed below are a number of development priorities in Namibia. Please identify which of the following you consider the most important development priorities in Namibia. (Choose no more than THREE)	Percentage of Respondents (Responses Combined; N=89)
Education and skills	51.7%
Job creation/employment	42.7%
Public sector governance/ reform (i.e., government effectiveness, public financial management, public expenditure, fiscal system reform)	36.0%
Economic growth	20.2%
Industrial development	18.0%
Poverty reduction	13.5%
Reduce inequality	11.2%
Transport (e.g., roads, ports, rail, bridges)	10.1%
Anti-corruption	10.1%
Affordable housing	7.9%
Social protection (e.g., pensions, targeted social assistance)	6.7%
Health (e.g., HIV/AIDS, non-communicable diseases, health care financing)	6.7%
Land reform	6.7%
Gender (e.g., achieve equity, reduce gender-based violence)	5.6%
Rural development	5.6%
Foreign direct investment	4.5%
Energy	4.5%
Water and sanitation	3.4%
Financial markets (e.g., resilience, competition, financial inclusion)	3.4%
Environmental sustainability and climate change	3.4%
Food security	3.4%
Crime and violence	3.4%
Law and justice (e.g., judicial system)	3.4%
State-owned enterprise governance	3.4%
Global/regional integration	2.2%
Agricultural development	2.2%
Mining, oil, gas, and natural resource management	2.2%
Urban development	1.1%
International trade competitiveness	1.1%
Regulatory framework	1.1%
Information and communications technology	1.1%
Disaster management	0.0%

A. General Issues Facing Namibia (continued)

3. Poverty reduction is a broad term that encompasses work in many different areas. Which THREE areas of development listed below do you believe would contribute most to reducing poverty in Namibia? (Choose no more than THREE)	Percentage of Respondents (Responses Combined; N=90)
Education and skills	54.4%
Economic growth	48.9%
Job creation/employment	45.6%
Rural development	23.3%
Reduce inequality	17.8%
Agricultural development	16.7%
Industrial development	14.4%
Public sector governance/ reform (i.e., government effectiveness, public financial management, public expenditure, fiscal system reform)	13.3%
Water and sanitation	7.8%
Social protection (e.g., pensions, targeted social assistance)	7.8%
Affordable housing	6.7%
Food security	6.7%
Foreign direct investment	5.6%
Anti-corruption	4.4%
Health (e.g., HIV/AIDS, non-communicable diseases, health care financing)	4.4%
Land reform	3.3%
State-owned enterprise governance	2.2%
Mining, oil, gas, and natural resource management	2.2%
Financial markets (e.g., resilience, competition, financial inclusion)	2.2%
Gender (e.g., achieve equity, reduce gender-based violence)	1.1%
Regulatory framework	1.1%
Law and justice (e.g., judicial system)	1.1%
Transport (e.g., roads, ports, rail, bridges)	1.1%
Information and communications technology	1.1%
Energy	1.1%
Environmental sustainability and climate change	1.1%
Global/regional integration	0.0%
Urban development	0.0%
Crime and violence	0.0%
Disaster management	0.0%
International trade competitiveness	0.0%

A. General Issues Facing Namibia (continued)

4. Economic growth can be driven by a number of factors. Which THREE areas below do you believe would contribute most to generating economic growth in Namibia? (Choose no more than THREE)	Percentage of Respondents (Responses Combined; N=89)
Education and skills	47.2%
Industrial development	37.1%
Foreign direct investment	25.8%
Job creation/employment	23.6%
Mining, oil, gas, and natural resource management	19.1%
Agricultural development	18.0%
Rural development	14.6%
Public sector governance/ reform (i.e., government effectiveness, public financial management, public expenditure, fiscal system reform)	13.5%
Reduce inequality	11.2%
International trade competitiveness	11.2%
Financial markets (e.g., resilience, competition, financial inclusion)	11.2%
Regulatory framework	10.1%
Transport (e.g., roads, ports, rail, bridges)	10.1%
Anti-corruption	7.9%
State-owned enterprise governance	7.9%
Energy	6.8%
Global/regional integration	6.7%
Land reform	3.4%
Information and communications technology	3.4%
Food security	3.4%
Affordable housing	2.2%
Urban development	1.1%
Environmental sustainability and climate change	1.1%
Law and justice (e.g., judicial system)	1.1%
Crime and violence	1.1%
Gender (e.g., achieve equity, reduce gender-based violence)	0.0%
Social protection (e.g., pensions, targeted social assistance)	0.0%
Disaster management	0.0%
Water and sanitation	0.0%
Health (e.g., HIV/AIDS, non-communicable diseases, health care financing)	0.0%

B. Overall Attitudes toward the World Bank

Familiarity	N	Mean	SD
1. How familiar are you with the work of the World Bank in Namibia, on a ten-point scale? (1-Not familiar at all, 10-Extremely familiar)	90	5.44	2.15

Overall Effectiveness	N	Mean	SD
2. Overall, please rate your impression of the World Bank's effectiveness in Namibia, on a ten-point scale. (1-Not effective at all, 10-Very effective)	69	5.06	1.81

B. Overall Attitudes toward the World Bank (continued)

Staff Preparedness	N	Mean	SD
3. To what extent do you believe the World Bank's staff is well prepared (e.g., skills and knowledge) to help Namibia solve its most complicated development challenges, on a ten-point scale? (1-To no degree at all, 10-To a very significant degree)	64	6.31	1.75

4. When thinking about how the World Bank can have the most impact on development results in Namibia, in which sectoral areas do you believe the World Bank should focus most of its attention and resources in Namibia? (Choose no more than THREE)	Percentage of Respondents (Responses Combined; N=89)
Education and skills	38.2%
Economic growth	37.1%
Public sector governance/ reform (i.e., government effectiveness, public financial management, public expenditure, fiscal system reform)	33.7%
Industrial development	20.2%
Poverty reduction	18.0%
Rural development	15.7%
Job creation/employment	15.7%
International trade competitiveness	12.4%
Financial markets (e.g., resilience, competition, financial inclusion)	10.1%
Transport (e.g., roads, ports, rail, bridges)	9.0%
Foreign direct investment	9.0%
Health (e.g., HIV/AIDS, non-communicable diseases, health care financing)	9.0%
Agricultural development	9.0%
Regulatory framework	7.9%
Water and sanitation	6.7%
Environmental sustainability and climate change	5.6%
Affordable housing	5.6%
Energy	4.5%
Reduce inequality	4.5%
State-owned enterprise governance	4.5%
Anti-corruption	4.5%
Global/regional integration	3.4%
Crime and violence	2.2%
Law and justice (e.g., judicial system)	2.2%
Mining, oil, gas, and natural resource management	2.2%
Gender (e.g., achieve equity, reduce gender-based violence)	1.1%
Food security	1.1%
Land reform	1.1%
Disaster management	1.1%
Social protection (e.g., pensions, targeted social assistance)	0.0%
Urban development	0.0%
Information and communications technology	0.0%

B. Overall Attitudes toward the World Bank (continued)

5. When thinking about the World Bank's role, which activity do you believe is of greatest VALUE and which activity is of second greatest value in Namibia?	Percentage of Respondents (N=78)		
	Greatest Value	2 nd Greatest Value	Combined
Technical assistance	19.2%	26.0%	45.2%
Training/capacity building	15.4%	19.5%	34.9%
Financial resources: policy based lending / budget support to the Government	20.5%	13.0%	33.5%
Financial resources: investment lending	19.2%	5.2%	24.4%
Policy advice	9.0%	14.3%	23.3%
Mobilizing third party financial resources	5.1%	9.1%	14.2%
Data and statistics	5.1%	1.3%	6.4%
Development partner coordination	2.6%	2.6%	5.2%
Studies/analyses	2.6%	2.6%	5.2%
Convening/facilitating	0.0%	2.6%	2.6%
Linkage to non-Bank expertise (i.e., South-South knowledge sharing)	0.0%	2.6%	2.6%
Other	1.3%	1.3%	2.6%

6. Which of the following do you identify as the World Bank's greatest WEAKNESSES in its work in Namibia? (Choose no more than TWO)	Percentage of Respondents (Responses Combined; N=81)
Too influenced by developed countries	30.9%
Not enough public disclosure of its work	28.4%
Not collaborating enough with the private sector, civil society, and other non-state actors	23.5%
Imposing technocratic solutions without regard to political realities	14.8%
Too bureaucratic in its operational policies and procedures	13.6%
Not willing to honestly criticize policies and reform efforts in the country	11.1%
Not aligned with country priorities	9.9%
Not aligned with other development partners' work	8.6%
Other	8.6%
Staff too inaccessible	7.4%
World Bank processes too slow and complex	7.4%
Arrogant in its approach	4.9%
Not adequately sensitive to political/social realities in Namibia	3.7%
Lack of credibility of its knowledge/data	2.5%
Not exploring alternative policy options	1.2%

7. Which World Bank instruments do you believe are the MOST effective in reducing poverty in Namibia? (Choose no more than TWO)	Percentage of Respondents (Responses Combined; N=84)
Capacity development	52.4%
Technical assistance (advice, best practice, international experience, etc.)	46.4%
Investment lending (financing specific projects)	26.2%
Knowledge products/services (analytical work, studies, surveys, etc.)	21.4%
Policy based lending / budget support to the Government	14.3%
South-South knowledge exchange (i.e., facilitating peer learning between Namibia and other developing countries)	14.3%
Don't know	3.6%
Other	2.4%
Trust Fund management	0.0%

B. Overall Attitudes toward the World Bank (continued)

Global Development Agenda	N	Mean	SD
8. To what extent do you believe the World Bank SHOULD seek to influence the global development agenda as related to “global public goods” (e.g., climate change, communicable diseases, international financial systems, trade, etc.), on a ten-point scale? (1-To no degree at all, 10-To a very significant degree)	78	7.15	1.94

9. In addition to the regular relations with the national government as its main interlocutor, which TWO of the following groups should the World Bank collaborate with more in your country to ensure better development results there? (Choose no more than TWO)	Percentage of Respondents (Responses Combined; N=87)
Private sector	46.0%
Local government	43.7%
Non-governmental organizations (NGOs)	26.4%
Academia/think tanks/research institutes	25.3%
Development partner community	14.9%
Beneficiaries	9.2%
Regional organizations (e.g., SADC, SACU, AU)	9.2%
Community-based Organizations (CBOs)	8.0%
Parliament	8.0%
Other	1.1%
Foundations	0.0%
Media	0.0%
Faith-based organizations	0.0%

To what extent do you agree with the following statements about the World Bank's work in Namibia, on a ten-point scale? (1-Strongly disagree, 10-Strongly agree)	Level of Agreement		
	N	Mean	SD
10. Overall the World Bank currently plays a relevant role in development in Namibia	76	5.51	1.93
11. The World Bank's work is aligned with what I consider the development priorities for Namibia	73	5.25	2.14
12. The World Bank's programs and strategies are aligned with Namibia's Government plans and strategies	70	5.49	2.01
13. The World Bank treats clients and stakeholders in Namibia with respect	69	6.45	2.10

B. Overall Attitudes toward the World Bank (continued)

To what extent is the World Bank an effective development partner in Namibia in terms of each of the following? <i>(1-To no degree at all, 10-To a very significant degree)</i>	Degree		
	N	Mean	SD
14. Responsiveness	57	5.61	2.05
15. Flexibility (in terms of the World Bank's products and services)	58	5.17	2.02
16. Flexibility (in terms of changing country circumstances)	56	5.18	2.01
17. Being inclusive	64	5.39	1.87
18. Openness (sharing data and other information)	71	6.17	2.06
19. Adequate in-country representation and accessibility of non-resident World Bank staff	59	5.36	1.94
20. Straightforwardness and honesty	71	6.07	2.18
21. Collaboration with groups outside of the Government (e.g., NGOs, academia, private sector)	66	5.65	2.09
22. Collaboration with the Government	72	6.51	2.01
23. Collaboration with other development partners	60	5.82	2.05
24. Follow through over time	55	5.89	1.97

25. When World Bank assisted reform efforts fail or are slow to take place, which of the following would you attribute this to? (Choose no more than TWO)	Percentage of Respondents (Responses Combined; N=83)
The Government works inefficiently	30.1%
Reforms are not well thought out in light of country challenges	26.5%
There is not an adequate level of citizen/civil society participation	22.9%
Lack of/inadequate levels of capacity in Government	22.9%
The World Bank is not sensitive enough to political/social realities on the ground	20.5%
Poor coordination among development partners	18.1%
Political pressures and obstacles	14.5%
The World Bank works too slowly	13.3%
The World Bank does not do adequate follow through/follow-up	6.0%
Other	4.8%

C. World Bank Effectiveness and Results

How effective do you believe the World Bank is in terms of the work it does in the following areas of development in Namibia, on a ten-point scale? (1-Not effective at all, 10-Very effective)	Effectiveness		
	N	Mean	SD
1. Anti-corruption	43	4.42	2.25
2. Information and communications technology	45	5.04	1.92
3. Transport (e.g., roads, ports, rail, bridges)	44	4.66	1.96
4. Crime and violence	36	3.56	1.93
5. Law and justice (e.g., judicial system)	41	4.49	2.12
6. Urban development	44	4.98	1.85
7. Environmental sustainability and climate change	52	6.17	2.10
8. Regulatory framework	54	6.02	1.81
9. State-owned enterprise governance	40	4.35	1.98
10. Affordable housing	44	3.50	1.90
11. Poverty reduction	54	5.04	2.16
12. Gender (e.g., achieve equity, reduce gender-based violence)	48	4.52	2.22
13. Industrial development	52	5.12	1.98
14. Foreign direct investment	48	5.67	2.01
15. Water and sanitation	43	5.05	2.19
16. International trade competitiveness	52	5.48	2.10
17. Economic growth	55	5.42	2.10
18. Energy	44	4.75	2.19
19. Disaster management	43	4.35	2.22
20. Public sector governance/ reform (i.e., government effectiveness, public financial management, public expenditure, fiscal system reform)	53	5.87	2.27
21. Job creation/employment	48	4.52	2.14
22. Financial markets (e.g., resilience, competition, financial inclusion)	43	5.02	1.75
23. Reduce inequality	48	4.54	2.11
24. Health (e.g., HIV/AIDS, non-communicable diseases, health care financing)	47	5.43	2.15
25. Rural development	50	5.34	2.03
26. Global/regional integration	45	5.38	1.97
27. Food security	46	4.91	2.21
28. Education and skills	52	5.29	2.14
29. Social protection (e.g., pensions, targeted social assistance)	44	4.52	2.03
30. Land reform	42	4.10	2.01
31. Agricultural development	42	4.74	2.18
32. Mining, oil, gas, and natural resource management	42	4.76	2.24
Achieving Development Results	N	Mean	SD
33. To what extent does the World Bank's work help to achieve development results in Namibia, on a ten-point scale? (1-To no degree at all, 10-To a very significant degree)	71	5.38	1.56

C. World Bank Effectiveness and Results (continued)

To what extent do you agree with the following statements about the World Bank in Namibia, on a ten-point scale? (1-Strongly disagree, 10-Strongly agree)	N	Mean	SD
34. The World Bank's financial instruments (i.e., investment lending, Development Policy Loan, Trust Funds, Program 4 Results, etc.) meet the needs of Namibia	63	4.78	1.65
35. The World Bank meets Namibia's needs for knowledge services (e.g., research, analysis, data, technical assistance)	68	5.57	2.05

**D. The World Bank's Knowledge Work and Activities
(i.e., Analysis, Studies, Data, Reports, Conferences)**

1. How frequently do you consult World Bank knowledge work and activities in the work you do?	Percentage of Respondents (N=87)
Weekly	4.6%
Monthly	11.5%
A few times a year	27.6%
Rarely	32.2%
Never	24.1%

D. The World Bank's Knowledge Work and Activities (continued)

2. When thinking about the development challenges in Namibia, where do you believe it would be most valuable for the World Bank to focus its knowledge work and activities in the next few years? (Choose no more than THREE)	Percentage of Respondents (Responses Combined; N=87)
Education and skills	52.9%
Public sector governance/ reform (i.e., government effectiveness, public financial management, public expenditure, fiscal system reform)	33.3%
Industrial development	28.7%
Poverty reduction	20.7%
Economic growth	18.4%
Job creation/employment	14.9%
International trade competitiveness	10.3%
Energy	9.2%
Foreign direct investment	8.0%
Water and sanitation	8.0%
Anti-corruption	8.0%
Financial markets (e.g., resilience, competition, financial inclusion)	8.0%
Reduce inequality	8.0%
Agricultural development	8.0%
Environmental sustainability and climate change	8.0%
Health (e.g., HIV/AIDS, non-communicable diseases, health care financing)	5.7%
Rural development	5.7%
Affordable housing	5.7%
Global/regional integration	4.6%
Gender (e.g., achieve equity, reduce gender-based violence)	3.4%
Land reform	3.4%
Urban development	3.4%
Transport (e.g., roads, ports, rail, bridges)	3.4%
Regulatory framework	3.4%
State-owned enterprise governance	3.4%
Law and justice (e.g., judicial system)	2.3%
Social protection (e.g., pensions, targeted social assistance)	1.1%
Information and communications technology	1.1%
Mining, oil, gas, and natural resource management	1.1%
Food security	1.1%
Disaster management	0.0%
Crime and violence	0.0%

In Namibia, how effective do you believe the World Bank's knowledge work and activities: (1-Not effective at all, 10-Very effective)	Level of Effectiveness		
	N	Mean	SD
3. Enhancing your knowledge and/or skills	70	4.87	2.13
4. Supporting implementation of Government programs	66	5.56	1.68
5. Assisting Namibia in finding solutions to its development challenges	67	5.07	1.93
6. Assisting the Government in implementing policies, projects, and programs	68	5.46	1.71
7. Helping Namibians learn from counterparts in other countries and share Namibia's successes with the world	68	5.29	2.25

D. The World Bank's Knowledge Work and Activities (continued)

In Namibia, to what extent do you believe that the World Bank's knowledge work and activities: <i>(1-To no degree at all, 10-To a very significant degree)</i>	Degree		
	N	Mean	SD
8. Are timely	57	4.91	1.84
9. Include appropriate level of stakeholder involvement during preparation	64	5.13	1.91
10. Are relevant to Namibia's development priorities	64	5.53	1.83
11. Provide feasible recommendations	61	5.61	1.89
12. Are accessible (well written and easy to understand)	65	5.83	2.00
13. Are source of relevant information on global good practices	65	6.18	2.06
14. Are useful in terms of the work you do	70	5.66	2.42
15. Are adequately disseminated	68	4.99	2.22
16. Are appropriately translated	57	5.35	2.22
17. Are adaptable to Namibia's specific development challenges and country circumstances	68	5.21	2.00

Overall Evaluations	N	Mean	SD
18. Overall, how significant a contribution do you believe the World Bank's knowledge work and activities make to development results in your country, on a ten-point scale? <i>(1-Not significant at all, 10-Very significant)</i>	67	5.66	1.55
19. Overall, how would you rate the technical quality of the World Bank's knowledge work and activities, on a ten-point scale? <i>(1-Very low technical quality, 10-Very high technical quality)</i>	66	6.94	1.60

E. Working with the World Bank

To what extent do you agree/disagree with the following statements, on a ten-point scale? <i>(1-Strongly disagree, 10-Strongly agree)</i>	Level of Agreement		
	N	Mean	SD
1. World Bank loans and guarantees are useful instruments for supporting Government policies, programs, and projects	67	6.10	2.08
2. The World Bank effectively monitors and evaluates the support it provides	58	6.12	1.98
3. The World Bank provides practical solutions to Namibia's development challenges	70	4.99	1.88
4. Working with the World Bank increases Namibia's institutional capacity	72	6.13	1.91
5. The World Bank ensures consistency and continuity through staff changes	40	5.28	1.95
6. The World Bank's teams and visits are well coordinated	52	5.96	1.96
7. Where country systems (e.g., procurement, financial management, etc.) are adequate, the World Bank makes appropriate use of them	44	5.36	2.02
8. The World Bank provides effective implementation support (i.e., supervision of projects)	54	5.93	2.07

F. The Future Role of the World Bank in Namibia

The Bank's Role	N	Mean	SD
1. How significant a role do you believe the World Bank SHOULD play in Namibia's development in the near future, on a ten-point scale? (1-Not a significant role at all, 10-Very significant role)	81	7.75	1.66

2. Which of the following SHOULD the World Bank do to make itself of greater value in Namibia? (Choose no more than TWO)	Percentage of Respondents (Responses Combined; N=82)
Reach out more to groups outside of government	41.5%
Reduce the complexity of obtaining World Bank financing	32.9%
Improve the quality of its experts as related to Namibia's specific challenges	29.3%
Offer more innovative financial products	23.2%
Provide more adequate data/knowledge/statistics/figures on Namibia's economy	19.5%
Focus primarily on advocacy issues	14.6%
Offer more innovative knowledge services	11.0%
Improve the competitiveness of its financing compared to markets (e.g., cost, timeliness, and other terms)	9.8%
Increase availability of fee-based/reimbursable advisory services	4.9%
Other	4.9%
Work faster	3.7%
Ensure greater selectivity in its work	1.2%

3. Below is a list of development priorities in the National Development Plan IV. Please answer the following questions: (Choose no more TWO for each column)	Percentage of Respondents (N=82/70/71)		
	Which TWO areas below would benefit most from the World Bank playing a leading role among international partners in Namibia?	Which TWO areas below should receive little or no support from the World Bank in Namibia?	Please check TWO areas below that you believe should be left to the Government to manage without World Bank support.
Raise the quality of education and skills	35.4%	11.4%	28.2%
Develop Namibia as a logistics hub	32.9%	25.7%	12.7%
Improve the extent and quality of public infrastructure (transportation, energy, water and sanitation, housing, and information and communications technology)	28.0%	11.4%	18.3%
Ensure that Namibia has the most competitive economy in SADC	23.2%	17.1%	21.1%
Increase the size and scope of Namibia's manufacturing sector	22.0%	22.9%	14.1%
Make Namibia the most competitive tourism destination in sub-Saharan Africa	17.1%	42.9%	29.6%
Reduce the incidence of severe poverty	15.9%	12.9%	32.4%
Increase growth of the agricultural sector	14.6%	18.6%	14.1%
Ensure that all Namibians have access to affordable and high-quality health care	9.8%	25.7%	25.4%

G. Communication and Information Sharing

1. How do you get most of your information about economic and social development issues in Namibia? (Choose no more than TWO)	Percentage of Respondents (Responses Combined; N=87)
Local newspapers	39.7%
International newspapers	32.1%
Local radio	30.4%
International radio	23.1%
Local television	22.1%
International television	18.9%
Periodicals	17.9%
Internet	4.5%
Social media (Facebook, Twitter, YouTube)	3.5%
Blogs	2.2%
Mobile phones	1.6%
Instant messaging	0.3%
Other	0.0%

2. How would you prefer to receive information from the World Bank? (Choose no more than TWO)	Percentage of Respondents (Responses Combined; N=86)
World Bank website	53.5%
e-newsletters	34.9%
World Bank seminars/workshops/conferences	33.7%
World Bank publications and other written materials	26.7%
Direct contact with World Bank (i.e., face to face meetings/discussions)	12.8%
Namibia Development Information Centre at the Polytechnic	7.0%
Social media (Facebook, Twitter, YouTube)	7.0%
Instant messaging	4.7%
Mobile phones	4.7%
Other	3.5%
Blogs	0.0%

3. Are you aware of the World Bank's Access to Information Policy under which the Bank will now disclose any information in its possession that is not a list of exceptions?	Percentage of Respondents (N=82)
Yes	18.3%
No	81.7%

4. Have you requested information from the World Bank on its activities in the past year?	Percentage of Respondents (N=70)
Yes	18.6%
No	81.4%

5. Were you able to obtain this information?	Percentage of Respondents (N=28)
Yes	60.7%
No	39.3%

6. Do you have access to the Internet?	Percentage of Respondents (N=78)
Yes	96.2%
No	3.8%

G. Communication and Information Sharing (continued)

7. Do you use/have used the World Bank website?	Percentage of Respondents (N=80)
Yes	67.5%
No	32.5%

8. Which do you primarily use?	Percentage of Respondents (N=74)
The World Bank's country website (www.worldbank.org/namibia)	33.8%
The World Bank's main website (www.worldbank.org)	66.2%

9. Which Internet connection do you use primarily when visiting a World Bank website?	Percentage of Respondents (N=77)
High speed	87.0%
Dial-up	13.0%

10. Do you use/have you used the World Bank's Development Information Centre at the Polytechnic in Namibia?	Percentage of Respondents (N=85)
Yes	4.7%
No	64.7%
I don't know what Development Information Centre is	30.6%

Please rate how much you agree with the following statements, on a ten-point scale. (1-Strongly disagree, 10-Strongly agree)	Level of Agreement		
	N	Mean	SD
11. I use/consult World Bank data more currently than I did a few years ago	76	4.59	2.76
12. The World Bank-supported Namibia Development Information Centre is a valuable source of information related to development in Namibia.	19	5.11	2.42
13. I find the World Bank websites easy to navigate.	58	6.38	2.08
14. I find the information on the World Bank's websites useful.	58	6.62	1.95
15. When I need information from the World Bank I know how to find it (e.g., whom to call, where to reach them, etc.)	61	5.51	2.68
16. The World Bank is responsive to my information requests and inquiries	42	6.36	2.31

H. Background Information

1. Which of the following best describes your current position? (Please mark only ONE response)	Percentage of Respondents (N=86)
Private Sector Organization/Firm	24.4%
Employee of a Ministry, Ministerial Department or Implementation Agency	12.8%
Financial Sector/Private Bank	11.6%
Office of the President, Prime Minister	8.1%
Independent Government Institution	8.1%
NGO	7.0%
Other	7.0%
Local Government Office or Staff	3.5%
Multilateral Agency	3.5%
Office of Parliamentarian	2.3%
Project Management Unit (PMU) overseeing implementation of project	2.3%
Bilateral Agency	2.3%
Media	2.3%
Trade Union	2.3%
Office of Minister	1.2%
Consultant/Contractor working on World Bank supported Project/Program	1.2%

2. Please identify the primary specialization of your work. (Please mark only ONE response)	Percentage of Respondents (N=83)
Financial markets / banking	20.5%
Other	19.3%
Natural resource management / environmental sustainability	9.6%
Public sector governance / public financial management / anti-corruption	9.6%
Law and justice / regulatory framework	7.2%
Private sector development / foreign direct investment	7.2%
Agriculture/ rural development / food security	6.0%
Job creation/employment	6.0%
Education	4.8%
Water and sanitation	3.6%
Transport	2.4%
Energy	1.2%
Health / communicable/non-communicable diseases	1.2%
Information and communications technology	1.2%

3. Currently, do you professionally collaborate/work with the World Bank in your country?	Percentage of Respondents (N=85)
Yes	30.6%
No	69.4%

4. Which of the following describes most of your exposure to the World Bank in Namibia? (Choose no more than TWO)	Percentage of Respondents (N=83)
Use World Bank website for information, data, research, etc.	36.1%
Observer (i.e., follow in media, discuss in informal conversations, etc.)	33.7%
Use World Bank reports/data	30.1%
Engage in World Bank related/sponsored events/activities	25.3%
Collaborate as part of my professional duties	20.5%

H. Background Information (continued)

5. Which best represents your geographic location?	Percentage of Respondents (N=86)
City of Windhoek	90.7%
Northern Namibia	4.7%
Central Namibia (other than Windhoek)	4.7%

Appendix B: Responses to All Questions by Stakeholder Groups

A. General Issues facing Namibia

In general, would you say that Namibia is headed in 2013 in...?

Percentage of Respondents	Office of the President/Prime Minister/Minister	Employee of a Ministry, Ministerial Dept. or Implementation Agency	Bilateral/Multilateral Agency	Private Sector Org./Firm	Financial Sector/Private Bank	NGO	Independent Government Institution	Other
The right direction	75.0%	100.0%	60.0%	76.2%	50.0%	50.0%	83.3%	77.8%
The wrong direction	0.0%	0.0%	0.0%	9.5%	37.5%	16.7%	16.7%	0.0%
Not sure	25.0%	0.0%	40.0%	14.3%	12.5%	33.3%	0.0%	22.2%

A. General Issues facing Namibia (continued)

Listed below are a number of development priorities in Namibia. Please identify which of the following you consider the most important development priorities in Namibia?

Percentage of Respondents (Responses Combined)	Office of the President/Prime Minister/Minister	Employee of a Ministry, Ministerial Dept. or Implementation Agency	Bilateral/ Multilateral Agency	Private Sector Org./Firm	Financial Sector/ Private Bank	NGO	Independent Government Institution	Other
Social protection	0.0%	18.2%	0.0%	4.8%	0.0%	16.7%	14.3%	0.0%
Transport (e.g., roads, ports, rail, bridges)	0.0%	0.0%	0.0%	9.5%	30.0%	16.7%	14.3%	0.0%
Public sector governance/ reform	14.3%	54.5%	80.0%	23.8%	50.0%	50.0%	28.6%	27.8%
Global/regional integration	0.0%	0.0%	0.0%	4.8%	0.0%	16.7%	0.0%	0.0%
Gender	0.0%	0.0%	0.0%	9.5%	10.0%	33.3%	0.0%	0.0%
Industrial development	14.3%	18.2%	20.0%	14.3%	10.0%	0.0%	28.6%	33.3%
Foreign direct investment	0.0%	9.1%	0.0%	4.8%	0.0%	16.7%	0.0%	5.6%
Water and sanitation	14.3%	0.0%	0.0%	0.0%	10.0%	0.0%	0.0%	5.6%
Anti-corruption	14.3%	0.0%	20.0%	9.5%	20.0%	0.0%	14.3%	11.1%
Job creation/employment	57.1%	36.4%	40.0%	52.4%	10.0%	66.7%	71.4%	38.9%
Rural development	0.0%	0.0%	0.0%	9.5%	0.0%	0.0%	0.0%	11.1%
Financial markets	0.0%	0.0%	0.0%	4.8%	10.0%	0.0%	14.3%	0.0%
Urban development	0.0%	0.0%	0.0%	0.0%	0.0%	0.0%	0.0%	5.6%
Environmental sustainability and climate change	0.0%	0.0%	0.0%	0.0%	0.0%	0.0%	0.0%	16.7%
Reduce inequality	14.3%	27.3%	20.0%	4.8%	20.0%	0.0%	0.0%	11.1%
Health	0.0%	18.2%	20.0%	4.8%	0.0%	0.0%	0.0%	11.1%
Education and skills	42.9%	36.4%	40.0%	61.9%	60.0%	66.7%	42.9%	44.4%
Poverty reduction	28.6%	27.3%	20.0%	0.0%	10.0%	0.0%	0.0%	16.7%
Energy	0.0%	0.0%	0.0%	14.3%	0.0%	0.0%	0.0%	5.6%
Food security	14.3%	0.0%	0.0%	4.8%	10.0%	0.0%	0.0%	0.0%
Land reform	14.3%	0.0%	40.0%	0.0%	10.0%	0.0%	14.3%	5.6%
Agricultural development	0.0%	0.0%	0.0%	9.5%	0.0%	0.0%	0.0%	0.0%
International trade competitiveness	0.0%	0.0%	0.0%	0.0%	0.0%	0.0%	0.0%	5.6%
Crime and violence	14.3%	9.1%	0.0%	0.0%	0.0%	0.0%	0.0%	5.6%
Economic growth	42.9%	18.2%	0.0%	33.3%	20.0%	0.0%	28.6%	11.1%
Law and justice (e.g., judicial system)	0.0%	9.1%	0.0%	0.0%	0.0%	16.7%	0.0%	0.0%
Regulatory framework	0.0%	0.0%	0.0%	0.0%	0.0%	0.0%	14.3%	0.0%
Affordable housing	14.3%	9.1%	0.0%	4.8%	10.0%	0.0%	0.0%	11.1%
State-owned enterprise governance	0.0%	0.0%	0.0%	4.8%	10.0%	0.0%	14.3%	0.0%
Mining, oil, gas, and natural resource management	0.0%	0.0%	0.0%	0.0%	0.0%	0.0%	0.0%	11.1%
Disaster management	0.0%	0.0%	0.0%	0.0%	0.0%	0.0%	0.0%	0.0%
Information and communications technology	0.0%	0.0%	0.0%	0.0%	0.0%	0.0%	0.0%	5.6%

A. General Issues facing Namibia (continued)

Poverty reduction is a broad term that encompasses work in many different areas. Which THREE areas of development listed below do you believe would contribute most to reducing poverty in Namibia?

Percentage of Respondents (Responses Combined)	Office of the President/Prime Minister/Minister	Employee of a Ministry, Ministerial Dept. or Implementation Agency	Bilateral/ Multilateral Agency	Private Sector Org./Firm	Financial Sector/ Private Bank	NGO	Independent Government Institution	Other
Water and sanitation	12.5%	0.0%	0.0%	4.8%	20.0%	16.7%	0.0%	5.6%
Reduce inequality	25.0%	9.1%	40.0%	14.3%	20.0%	16.7%	14.3%	11.1%
Economic growth	62.5%	63.6%	40.0%	57.1%	50.0%	0.0%	71.4%	38.9%
Land reform	0.0%	0.0%	20.0%	4.8%	0.0%	0.0%	0.0%	5.6%
Global/regional integration	0.0%	0.0%	0.0%	0.0%	0.0%	0.0%	0.0%	0.0%
Gender	0.0%	0.0%	0.0%	0.0%	0.0%	16.7%	0.0%	0.0%
Rural development	12.5%	36.4%	0.0%	28.6%	30.0%	16.7%	14.3%	16.7%
Urban development	0.0%	0.0%	0.0%	0.0%	0.0%	0.0%	0.0%	0.0%
Regulatory framework	0.0%	0.0%	0.0%	4.8%	0.0%	0.0%	0.0%	0.0%
State-owned enterprise governance	0.0%	0.0%	0.0%	4.8%	0.0%	0.0%	0.0%	5.6%
Social protection (e.g., pensions, targeted social assistance)*	0.0%	0.0%	20.0%	0.0%	0.0%	50.0%	0.0%	11.1%
Law and justice (e.g., judicial system)	12.5%	0.0%	0.0%	0.0%	0.0%	0.0%	0.0%	0.0%
Transport (e.g., roads, ports, rail, bridges)	0.0%	0.0%	0.0%	0.0%	0.0%	0.0%	0.0%	5.6%
Crime and violence	0.0%	0.0%	0.0%	0.0%	0.0%	0.0%	0.0%	0.0%
Affordable housing	0.0%	0.0%	0.0%	9.5%	20.0%	0.0%	0.0%	11.1%
Information and communications technology	12.5%	0.0%	0.0%	0.0%	0.0%	0.0%	0.0%	0.0%
Anti-corruption	0.0%	0.0%	0.0%	4.8%	10.0%	16.7%	14.3%	0.0%
Industrial development	12.5%	9.1%	20.0%	9.5%	0.0%	0.0%	28.6%	27.8%
Foreign direct investment	0.0%	0.0%	0.0%	9.5%	0.0%	16.7%	14.3%	0.0%
Education and skills	37.5%	54.5%	60.0%	57.1%	40.0%	66.7%	57.1%	66.7%
Energy	0.0%	0.0%	0.0%	0.0%	0.0%	0.0%	0.0%	5.6%
Public sector governance/ reform	12.5%	18.2%	20.0%	14.3%	10.0%	0.0%	14.3%	16.7%
Mining, oil, gas, and natural resource management	0.0%	0.0%	0.0%	0.0%	0.0%	0.0%	0.0%	11.1%
Environmental sustainability and climate change	0.0%	0.0%	0.0%	0.0%	0.0%	0.0%	0.0%	5.6%
Disaster management	0.0%	0.0%	0.0%	0.0%	0.0%	0.0%	0.0%	0.0%
Health (e.g., HIV/AIDS, non-communicable diseases, health care financing)	12.5%	0.0%	0.0%	4.8%	10.0%	0.0%	0.0%	5.6%
Agricultural development	25.0%	36.4%	20.0%	14.3%	10.0%	16.7%	14.3%	5.6%
Job creation/employment	50.0%	36.4%	40.0%	42.9%	70.0%	66.7%	57.1%	38.9%
Financial markets (e.g., resilience, competition, financial inclusion)	0.0%	0.0%	0.0%	4.8%	10.0%	0.0%	0.0%	0.0%
International trade competitiveness	0.0%	0.0%	0.0%	0.0%	0.0%	0.0%	0.0%	0.0%
Food security	12.5%	18.2%	20.0%	4.8%	0.0%	0.0%	0.0%	0.0%

*Significantly different between stakeholder groups

A. General Issues facing Namibia (continued)

Economic growth can be driven by a number of factors. Which THREE areas below do you believe would contribute most to generating economic growth in Namibia?

Percentage of Respondents (Responses Combined)	Office of the President/Prime Minister/Minister	Employee of a Ministry, Ministerial Dept. or Implementation Agency	Bilateral/ Multilateral Agency	Private Sector Org./Firm	Financial Sector/ Private Bank	NGO	Independent Government Institution	Other
Energy	0.0%	0.0%	0.0%	19.0%	0.0%	0.0%	0.0%	5.6%
Gender (e.g., achieve equity, reduce gender-based violence)	0.0%	0.0%	0.0%	0.0%	0.0%	0.0%	0.0%	0.0%
Reduce inequality	25.0%	20.0%	0.0%	4.8%	0.0%	16.7%	0.0%	11.1%
Social protection (e.g., pensions, targeted social assistance)	0.0%	0.0%	0.0%	0.0%	0.0%	0.0%	0.0%	0.0%
Global/regional integration	12.5%	0.0%	20.0%	0.0%	10.0%	16.7%	14.3%	5.6%
Land reform	0.0%	0.0%	0.0%	4.8%	10.0%	0.0%	14.3%	0.0%
Anti-corruption	0.0%	0.0%	0.0%	0.0%	30.0%	0.0%	14.3%	11.1%
Disaster management	0.0%	0.0%	0.0%	0.0%	0.0%	0.0%	0.0%	0.0%
Rural development	12.5%	40.0%	0.0%	9.5%	20.0%	0.0%	28.6%	5.6%
Foreign direct investment	37.5%	30.0%	20.0%	33.3%	10.0%	16.7%	14.3%	22.2%
Urban development	0.0%	0.0%	0.0%	0.0%	0.0%	0.0%	14.3%	0.0%
Water and sanitation	0.0%	0.0%	0.0%	0.0%	0.0%	0.0%	0.0%	0.0%
Education and skills	50.0%	90.0%	20.0%	57.1%	30.0%	50.0%	42.9%	33.3%
Information and communications technology	0.0%	0.0%	0.0%	0.0%	0.0%	0.0%	0.0%	16.7%
Regulatory framework	0.0%	0.0%	40.0%	9.5%	10.0%	16.7%	28.6%	5.6%
Affordable housing	0.0%	0.0%	0.0%	4.8%	0.0%	16.7%	0.0%	0.0%
International trade competitiveness	0.0%	10.0%	20.0%	19.0%	10.0%	0.0%	0.0%	16.7%
Public sector governance/ reform	0.0%	20.0%	60.0%	4.8%	20.0%	16.7%	0.0%	16.7%
Industrial development	62.5%	40.0%	40.0%	38.1%	20.0%	16.7%	71.4%	27.8%
Job creation/employment	37.5%	0.0%	0.0%	28.6%	30.0%	33.3%	14.3%	22.2%
Agricultural development	25.0%	20.0%	20.0%	14.3%	10.0%	33.3%	42.9%	11.1%
Food security	0.0%	0.0%	0.0%	4.8%	0.0%	0.0%	0.0%	11.1%
Transport (e.g., roads, ports, rail, bridges)*	25.0%	0.0%	20.0%	0.0%	40.0%	0.0%	0.0%	11.1%
Mining, oil, gas, and natural resource management*	0.0%	10.0%	40.0%	4.8%	20.0%	33.3%	0.0%	50.0%
Environmental sustainability and climate change	0.0%	0.0%	0.0%	0.0%	0.0%	0.0%	0.0%	5.6%
Health (e.g., HIV/AIDS, non-communicable diseases, health care financing)	0.0%	0.0%	0.0%	0.0%	0.0%	0.0%	0.0%	0.0%
State-owned enterprise governance	0.0%	10.0%	0.0%	14.3%	10.0%	16.7%	0.0%	5.6%
Law and justice (e.g., judicial system)	0.0%	10.0%	0.0%	0.0%	0.0%	0.0%	0.0%	0.0%
Crime and violence	0.0%	0.0%	0.0%	0.0%	0.0%	16.7%	0.0%	0.0%
Financial markets (e.g., resilience, competition, financial inclusion)	12.5%	0.0%	0.0%	23.8%	20.0%	0.0%	0.0%	5.6%

*Significantly different between stakeholder groups

B. Overall Attitudes toward the World Bank**Overall Attitudes toward the World Bank**

	Which of the following best describes your current position?																							
	Office of the President/Prime Minister/Minister			Employee of a Ministry, Ministerial Dept. or Implementation Agency			Bilateral/Multilateral Agency			Private Sector Organization/Firm			Financial Sector/Private Bank			NGO			Independent Government Institution			Other		
	N	Mean	SD	N	Mean	SD	N	Mean	SD	N	Mean	SD	N	Mean	SD	N	Mean	SD	N	Mean	SD	N	Mean	SD
How familiar are you with the work of the World Bank in Namibia, on a ten-point scale?	8	5.88	2.36	11	5.00	1.79	5	6.20	1.92	21	5.52	1.72	10	6.40	2.72	6	4.00	2.00	7	5.57	2.30	18	5.72	2.14
Overall, please rate your impression of the World Bank's effectiveness in Namibia, on a ten-point scale?	5	5.00	2.24	9	5.33	1.66	3	5.67	1.15	16	5.00	1.51	9	4.33	1.41	5	4.40	1.52	6	4.17	2.64	14	6.21	1.67
To what extent do you believe the World Bank's staff is well prepared (e. g., skills and knowledge) to help Namibia solve its most complicated development challenges, on a ten-point scale?	7	6.43	2.30	9	6.89	1.45	4	7.25	2.22	12	5.75	1.76	6	6.00	1.79	5	5.40	1.52	5	6.20	1.48	15	6.53	1.77

(1-Not familiar at all, 10-Extremely familiar; 1-Not effective at all, 10-Very effective; 1-To no degree at all, 10-To a very significant degree)

B. Overall Attitudes toward the World Bank (continued)

When thinking about how the World Bank can have the most impact on development results in Namibia, in which sectoral areas do you believe the World Bank should focus most of its attention and resources in Namibia? (Choose no more than THREE)

Percentage of Respondents (Responses Combined)	Office of the President/Prime Minister/Minister	Employee of a Ministry, Ministerial Dept. or Implementation Agency	Bilateral/ Multilateral Agency	Private Sector Org./Firm	Financial Sector/ Private Bank	NGO	Independent Government Institution	Other
Social protection	0.0%	0.0%	0.0%	0.0%	0.0%	0.0%	0.0%	0.0%
Public sector governance/ reform	12.5%	36.4%	60.0%	19.0%	60.0%	33.3%	14.3%	35.3%
Transport (e.g., roads, ports, rail, bridges)	12.5%	9.1%	20.0%	9.5%	0.0%	16.7%	0.0%	11.8%
Poverty reduction	25.0%	27.3%	20.0%	14.3%	10.0%	16.7%	0.0%	29.4%
Global/regional integration	0.0%	0.0%	20.0%	9.5%	0.0%	0.0%	0.0%	0.0%
Gender	0.0%	0.0%	0.0%	0.0%	0.0%	0.0%	0.0%	5.9%
Crime and violence	0.0%	9.1%	0.0%	0.0%	0.0%	16.7%	0.0%	0.0%
Industrial development	0.0%	18.2%	20.0%	19.0%	10.0%	0.0%	57.1%	29.4%
Rural development*	12.5%	27.3%	0.0%	14.3%	20.0%	0.0%	57.1%	0.0%
Foreign direct investment	0.0%	9.1%	20.0%	14.3%	10.0%	0.0%	28.6%	0.0%
Water and sanitation	12.5%	0.0%	0.0%	9.5%	0.0%	0.0%	14.3%	5.9%
Energy	0.0%	0.0%	0.0%	14.3%	0.0%	0.0%	0.0%	5.9%
Job creation/employment	25.0%	9.1%	20.0%	23.8%	10.0%	33.3%	0.0%	11.8%
Financial markets	12.5%	0.0%	40.0%	4.8%	20.0%	0.0%	14.3%	11.8%
Urban development	0.0%	0.0%	0.0%	0.0%	0.0%	0.0%	0.0%	0.0%
Environmental sustainability and climate change	0.0%	18.2%	0.0%	4.8%	10.0%	0.0%	0.0%	5.9%
Reduce inequality	12.5%	0.0%	0.0%	4.8%	0.0%	16.7%	0.0%	0.0%
Health (e.g., HIV/AIDS, non-communicable diseases, health care financing)	12.5%	9.1%	20.0%	4.8%	30.0%	0.0%	0.0%	5.9%
Education and skills	50.0%	36.4%	20.0%	38.1%	50.0%	66.7%	0.0%	35.3%
Food security	0.0%	9.1%	0.0%	0.0%	0.0%	0.0%	0.0%	0.0%
Land reform	0.0%	0.0%	0.0%	4.8%	0.0%	0.0%	0.0%	0.0%
Agricultural development	0.0%	0.0%	0.0%	9.5%	0.0%	16.7%	28.6%	11.8%
International trade competitiveness	25.0%	18.2%	0.0%	14.3%	10.0%	16.7%	0.0%	5.9%
Economic growth	50.0%	45.5%	0.0%	33.3%	20.0%	33.3%	42.9%	52.9%
Law and justice (e.g., judicial system)	0.0%	0.0%	0.0%	0.0%	10.0%	16.7%	0.0%	0.0%
Regulatory framework	12.5%	0.0%	20.0%	14.3%	0.0%	0.0%	28.6%	0.0%
Affordable housing	0.0%	0.0%	0.0%	4.8%	0.0%	0.0%	14.3%	17.6%
State-owned enterprise governance	0.0%	0.0%	0.0%	9.5%	10.0%	0.0%	0.0%	5.9%
Mining, oil, gas, and natural resource management	12.5%	0.0%	0.0%	0.0%	0.0%	0.0%	0.0%	5.9%
Anti-corruption	0.0%	0.0%	20.0%	4.8%	0.0%	16.7%	0.0%	5.9%
Information and communications technology	0.0%	0.0%	0.0%	0.0%	0.0%	0.0%	0.0%	0.0%
Disaster management	12.5%	0.0%	0.0%	0.0%	0.0%	0.0%	0.0%	0.0%

*Significantly different between stakeholder groups

B. Overall Attitudes toward the World Bank (continued)

When thinking about the World Bank's role, which activity do you believe is of greatest VALUE and which activity is of second greatest value in Namibia?

Greatest Value	Office of the President/Prime Minister/Minister	Employee of a Ministry, Ministerial Dept. or Implementation Agency	Bilateral/Multilateral Agency	Private Sector Org./Firm	Financial Sector/Private Bank	NGO	Independent Government Institution	Other
Percentage of Respondents								
Financial resources: investment lending	16.7%	10.0%	50.0%	30.0%	30.0%	0.0%	16.7%	6.7%
Financial resources: policy based lending / budget support to the Government	0.0%	30.0%	25.0%	20.0%	10.0%	20.0%	33.3%	26.7%
Mobilizing third party financial resources	0.0%	0.0%	0.0%	5.0%	10.0%	0.0%	0.0%	13.3%
Technical assistance	16.7%	20.0%	0.0%	20.0%	40.0%	20.0%	0.0%	20.0%
Policy advice	16.7%	0.0%	0.0%	5.0%	10.0%	20.0%	33.3%	6.7%
Development partner coordination	0.0%	0.0%	0.0%	0.0%	0.0%	0.0%	0.0%	13.3%
Data and statistics	0.0%	20.0%	25.0%	5.0%	0.0%	0.0%	0.0%	0.0%
Training/capacity building	50.0%	10.0%	0.0%	10.0%	0.0%	40.0%	16.7%	13.3%
Studies/analyses	0.0%	10.0%	0.0%	0.0%	0.0%	0.0%	0.0%	0.0%
Convening/facilitating	0.0%	0.0%	0.0%	0.0%	0.0%	0.0%	0.0%	0.0%
Linkage to non-Bank expertise (i.e., South-South knowledge sharing)	0.0%	0.0%	0.0%	0.0%	0.0%	0.0%	0.0%	0.0%
Other	0.0%	0.0%	0.0%	5.0%	0.0%	0.0%	0.0%	0.0%

2 nd Greatest Value	Office of the President/Prime Minister/Minister	Employee of a Ministry, Ministerial Dept. or Implementation Agency	Bilateral/Multilateral Agency	Private Sector Org./Firm	Financial Sector/Private Bank	NGO	Independent Government Institution	Other
Percentage of Respondents								
Financial resources: investment lending	0.0%	10.0%	0.0%	5.3%	20.0%	0.0%	0.0%	0.0%
Financial resources: policy based lending / budget support to the Government	33.3%	0.0%	0.0%	10.5%	20.0%	0.0%	16.7%	20.0%
Mobilizing third party financial resources	0.0%	10.0%	50.0%	10.5%	0.0%	0.0%	0.0%	6.7%
Technical assistance	33.3%	20.0%	50.0%	10.5%	40.0%	40.0%	50.0%	20.0%
Policy advice	16.7%	30.0%	0.0%	21.1%	0.0%	20.0%	0.0%	6.7%
Development partner coordination	0.0%	0.0%	0.0%	5.3%	0.0%	0.0%	16.7%	0.0%
Data and statistics	0.0%	10.0%	0.0%	0.0%	0.0%	0.0%	0.0%	0.0%
Training/capacity building	0.0%	10.0%	0.0%	36.8%	20.0%	40.0%	0.0%	20.0%
Studies/analyses	0.0%	10.0%	0.0%	0.0%	0.0%	0.0%	16.7%	0.0%
Convening/facilitating	16.7%	0.0%	0.0%	0.0%	0.0%	0.0%	0.0%	6.7%
Linkage to non-Bank expertise (i.e., South-South knowledge sharing)	0.0%	0.0%	0.0%	0.0%	0.0%	0.0%	0.0%	13.3%
Other	0.0%	0.0%	0.0%	0.0%	0.0%	0.0%	0.0%	6.7%

B. Overall Attitudes toward the World Bank (continued)

Which of the following do you identify as the World Bank's greatest WEAKNESSES in its work in Namibia? (Choose no more than TWO)

Percentage of Respondents (Responses Combined)	Office of the President/Prime Minister/Minister	Employee of a Ministry, Ministerial Dept. or Implementation Agency	Bilateral/ Multilateral Agency	Private Sector Org./Firm	Financial Sector/ Private Bank	NGO	Independent Government Institution	Other
Imposing technocratic solutions without regard to political realities	28.6%	10.0%	25.0%	25.0%	0.0%	20.0%	0.0%	5.9%
Not exploring alternative policy options	0.0%	10.0%	0.0%	0.0%	0.0%	0.0%	0.0%	0.0%
Too bureaucratic in its operational policies and procedures	14.3%	10.0%	0.0%	15.0%	20.0%	0.0%	16.7%	17.6%
Staff too inaccessible	0.0%	10.0%	0.0%	0.0%	20.0%	0.0%	16.7%	5.9%
Arrogant in its approach*	0.0%	0.0%	0.0%	10.0%	0.0%	0.0%	33.3%	0.0%
Lack of credibility of its knowledge/data	0.0%	0.0%	0.0%	5.0%	0.0%	20.0%	0.0%	0.0%
Not willing to honestly criticize policies and reform efforts in the country	0.0%	10.0%	0.0%	15.0%	20.0%	20.0%	0.0%	11.8%
Too influenced by developed countries	42.9%	20.0%	50.0%	20.0%	30.0%	20.0%	50.0%	35.3%
Not enough public disclosure of its work	14.3%	50.0%	25.0%	25.0%	30.0%	40.0%	33.3%	23.5%
World Bank processes too slow and complex	14.3%	0.0%	0.0%	5.0%	10.0%	0.0%	0.0%	11.8%
Not aligned with country priorities	14.3%	20.0%	0.0%	0.0%	20.0%	0.0%	0.0%	17.6%
Not aligned with other development partners' work	14.3%	0.0%	25.0%	10.0%	10.0%	0.0%	0.0%	11.8%
Not collaborating enough with the private sector, civil society, and other non-state actors	14.3%	30.0%	50.0%	25.0%	20.0%	60.0%	0.0%	17.6%
Not adequately sensitive to political/social realities in Namibia	14.3%	0.0%	0.0%	10.0%	0.0%	0.0%	0.0%	0.0%
Other	0.0%	0.0%	0.0%	15.0%	0.0%	0.0%	0.0%	23.5%

*Significantly different between stakeholder groups

B. Overall Attitudes toward the World Bank (continued)

Which World Bank instruments do you believe are the MOST effective in reducing poverty in Namibia? (Choose no more than TWO)

Percentage of Respondents (Responses Combined)	Office of the President/Prime Minister/Minister	Employee of a Ministry, Ministerial Dept. or Implementation Agency	Bilateral/ Multilateral Agency	Private Sector Org./Firm	Financial Sector/ Private Bank	NGO	Independent Government Institution	Other
Capacity development	71.4%	63.6%	20.0%	33.3%	50.0%	80.0%	85.7%	52.9%
Policy based lending / budget support to the Government	0.0%	9.1%	0.0%	33.3%	10.0%	0.0%	0.0%	17.6%
Knowledge products/services (analytical work, studies, surveys, etc.)*	28.6%	45.5%	60.0%	0.0%	30.0%	20.0%	14.3%	17.6%
Investment lending (financing specific projects)	14.3%	27.3%	40.0%	33.3%	40.0%	0.0%	14.3%	17.6%
Technical assistance (advice, best practice, international experience, etc.)*	57.1%	18.2%	40.0%	52.4%	0.0%	60.0%	71.4%	64.7%
Trust Fund management	0.0%	0.0%	0.0%	0.0%	0.0%	0.0%	0.0%	0.0%
South-South knowledge exchange (i.e., facilitating peer learning between Namibia and other developing countries)	14.3%	9.1%	20.0%	14.3%	30.0%	20.0%	0.0%	11.8%
Other	0.0%	0.0%	0.0%	4.8%	0.0%	0.0%	0.0%	5.9%
Don't know	0.0%	9.1%	0.0%	4.8%	10.0%	0.0%	0.0%	0.0%

*Significantly different between stakeholder groups

Overall Attitudes toward the World Bank

	Which of the following best describes your current position?																							
	Office of the President/Prime Minister/Minister			Employee of a Ministry, Ministerial Dept. or Implementation Agency			Bilateral/Multilateral Agency			Private Sector Organization/Firm			Financial Sector/Private Bank			NGO			Independent Government Institution			Other		
	N	Mean	SD	N	Mean	SD	N	Mean	SD	N	Mean	SD	N	Mean	SD	N	Mean	SD	N	Mean	SD	N	Mean	SD
To what extent do you believe the World Bank SHOULD seek to influence the global development agenda as related to "global public goods", on a ten-point scale?	8	6.88	2.53	10	6.50	1.78	5	6.80	2.28	18	7.89	1.78	9	7.44	1.94	6	6.67	2.07	5	7.80	1.79	15	6.93	1.94

B. Overall Attitudes toward the World Bank (continued)

In addition to the regular relations with the national government as its main interlocutor, which TWO of the following groups should the World Bank collaborate with more in your country to ensure better development results there? (Choose no more than TWO)

Percentage of Respondents (Responses Combined)	Office of the President/Prime Minister/Minister	Employee of a Ministry, Ministerial Dept. or Implementation Agency	Bilateral/ Multilateral Agency	Private Sector Org./Firm	Financial Sector/ Private Bank	NGO	Independent Government Institution	Other
Non-governmental organizations (NGOs)*	25.0%	20.0%	40.0%	9.5%	20.0%	83.3%	28.6%	23.5%
Local government	75.0%	80.0%	20.0%	38.1%	30.0%	16.7%	42.9%	41.2%
Beneficiaries	12.5%	10.0%	0.0%	9.5%	20.0%	16.7%	14.3%	0.0%
Private sector*	37.5%	40.0%	0.0%	81.0%	60.0%	16.7%	42.9%	35.3%
Community-based Organizations (CBOs)	0.0%	0.0%	0.0%	4.8%	0.0%	16.7%	28.6%	11.8%
Development partner community	12.5%	10.0%	60.0%	0.0%	10.0%	16.7%	28.6%	23.5%
Foundations	0.0%	0.0%	0.0%	0.0%	0.0%	0.0%	0.0%	0.0%
Academia/think tanks/research institutes	12.5%	10.0%	20.0%	33.3%	40.0%	33.3%	14.3%	23.5%
Parliament	12.5%	10.0%	0.0%	0.0%	0.0%	0.0%	0.0%	23.5%
Media	0.0%	0.0%	0.0%	0.0%	0.0%	0.0%	0.0%	0.0%
Faith-based organizations	0.0%	0.0%	0.0%	0.0%	0.0%	0.0%	0.0%	0.0%
Regional organizations (e.g., SADC, SACU, AU)	12.5%	0.0%	20.0%	4.8%	20.0%	0.0%	0.0%	17.6%
Other	0.0%	0.0%	0.0%	4.8%	0.0%	0.0%	0.0%	0.0%

*Significantly different between stakeholder groups

To what extent do you agree with the following statements about the World Bank's work in Namibia, on a ten-point scale? (1-Strongly disagree, 10-Strongly agree)

Overall Attitudes toward the World Bank

	Which of the following best describes your current position?																							
	Office of the President/Prime Minister/Minister			Employee of a Ministry, Ministerial Dept. or Implementation Agency			Bilateral/Multilateral Agency			Private Sector Organization/Firm			Financial Sector/Private Bank			NGO			Independent Government Institution			Other		
	N	Mean	SD	N	Mean	SD	N	Mean	SD	N	Mean	SD	N	Mean	SD	N	Mean	SD	N	Mean	SD	N	Mean	SD
Overall the World Bank currently plays a relevant role in development in Namibia	8	5.13	2.80	10	6.50	1.90	4	5.75	1.50	18	6.11	1.88	8	4.00	1.51	5	5.00	1.87	6	4.67	1.63	16	5.69	1.58
The World Bank's work is aligned with what I consider the development priorities for Namibia	7	6.14	2.41	9	6.33	2.24	4	5.25	1.89	16	5.63	1.86	8	3.63	2.26	6	5.67	2.58	6	5.17	1.83	16	4.81	1.72
The World Bank programs and strategies are aligned with Namibia's Government plans and strategies	6	6.17	3.06	9	6.44	2.13	3	6.00	1.00	14	5.57	1.87	9	3.89	1.83	6	6.17	2.04	6	5.50	1.87	16	5.25	1.65
The World Bank treats clients and stakeholders in Namibia with respect	6	6.50	2.81	10	7.10	1.85	5	7.20	1.64	14	6.00	2.45	8	6.13	1.89	6	6.83	2.04	6	6.83	1.72	13	6.31	1.97

B. Overall Attitudes toward the World Bank (continued)

To what extent is the World Bank an effective development partner in Namibia, in terms of each of the following? (1-To no degree at all, 10-To a very significant degree)

Overall Attitudes toward the World Bank

	Which of the following best describes your current position?																							
	Office of the President/Prime Minister/Minister			Employee of a Ministry, Ministerial Dept. or Implementation Agency			Bilateral/Multilateral Agency			Private Sector Organization/Firm			Financial Sector/Private Bank			NGO			Independent Government Institution			Other		
	N	Mean	SD	N	Mean	SD	N	Mean	SD	N	Mean	SD	N	Mean	SD	N	Mean	SD	N	Mean	SD	N	Mean	SD
Responsiveness	6	7.17	2.32	8	6.25	1.49	3	4.33	3.21	12	5.42	1.88	6	4.83	1.72	4	7.00	2.45	4	4.50	1.91	13	5.46	1.90
Flexibility (in terms of the World Bank's products and services)	7	5.86	2.73	8	5.63	1.69	3	4.00	2.65	14	5.14	1.56	6	3.83	1.94	6	6.00	2.45	3	4.00	.00	10	5.10	2.02
Flexibility (in terms of changing country circumstances)	7	5.57	2.82	6	5.00	1.26	3	4.67	2.08	14	5.21	1.72	5	4.20	2.28	5	5.80	2.68	3	4.00	.00	12	5.25	1.96
Being inclusive	6	6.67	2.25	10	6.30	1.77	3	4.67	2.08	15	5.07	1.75	7	4.43	2.15	4	4.50	.58	4	5.00	1.15	14	5.43	1.95
Openness (sharing data and other information)	7	6.00	2.77	10	6.00	2.40	5	6.20	2.77	15	6.20	1.74	8	6.25	1.91	6	5.83	2.40	4	7.25	.96	15	6.13	2.13
Adequate in-country representation and accessibility of non-resident World Bank staff	6	6.00	2.76	8	5.00	1.41	4	5.75	3.20	14	5.50	2.10	6	4.83	1.60	5	4.80	1.48	4	6.00	2.45	11	5.27	1.68
Straightforwardness and honesty	7	5.57	3.10	10	5.80	2.20	5	7.00	2.92	15	6.20	2.01	8	5.50	1.93	5	6.60	2.07	5	7.60	1.67	15	5.80	2.04
Collaboration with groups outside of the Government (e.g., NGOs, academia, private sector)	6	6.67	2.88	9	6.33	1.87	3	4.00	1.73	15	5.00	1.46	8	4.63	1.69	6	6.00	2.37	4	6.75	2.22	14	6.14	2.25
Collaboration with the Government	7	6.14	2.91	10	7.60	1.65	3	5.67	2.52	15	6.40	1.30	9	6.11	2.09	6	6.50	1.97	5	7.20	2.17	16	6.56	2.06
Collaboration with other development partners	6	6.17	2.71	7	7.57	2.23	5	6.20	1.79	11	5.45	1.44	8	4.38	2.00	4	6.75	2.50	4	6.00	1.83	14	5.50	1.83
Follow through over time	5	6.60	2.41	8	6.88	2.64	1	7.00	.	11	6.09	1.51	7	4.86	1.86	4	5.25	1.71	4	4.50	1.29	14	6.00	1.96

B. Overall Attitudes toward the World Bank (continued)

When World Bank assisted reform efforts fail or are slow to take place, which of the following would you attribute this to? (Choose no more than TWO)

Percentage of Respondents (Responses Combined)	Office of the President/Prime Minister/Minister	Employee of a Ministry, Ministerial Dept. or Implementation Agency	Bilateral/ Multilateral Agency	Private Sector Org./Firm	Financial Sector/ Private Bank	NGO	Independent Government Institution	Other
The World Bank works too slowly	28.6%	11.1%	0.0%	15.8%	10.0%	20.0%	16.7%	5.6%
The Government works inefficiently	0.0%	33.3%	20.0%	52.6%	50.0%	20.0%	33.3%	16.7%
There is not an adequate level of citizen/civil society participation	14.3%	11.1%	20.0%	5.3%	20.0%	60.0%	33.3%	38.9%
Poor coordination among development partners	14.3%	22.2%	0.0%	15.8%	0.0%	20.0%	16.7%	27.8%
The World Bank does not do adequate follow through/follow-up	0.0%	0.0%	0.0%	10.5%	10.0%	0.0%	0.0%	5.6%
Lack of/inadequate levels of capacity in Government	14.3%	22.2%	20.0%	26.3%	10.0%	40.0%	33.3%	27.8%
Political pressures and obstacles*	57.1%	11.1%	0.0%	5.3%	10.0%	0.0%	33.3%	11.1%
Reforms are not well thought out in light of country challenges	42.9%	22.2%	40.0%	31.6%	40.0%	40.0%	0.0%	16.7%
The World Bank is not sensitive enough to political/social realities on the ground	0.0%	22.2%	40.0%	15.8%	30.0%	0.0%	33.3%	22.2%
Other	0.0%	11.1%	20.0%	0.0%	0.0%	0.0%	0.0%	11.1%

*Significantly different between stakeholder groups

C. World Bank Effectiveness and Results

How effective do you believe the World Bank is in terms of the work it does in the following areas of development in Namibia, on a ten-point scale? (1-Not effective at all, 10-Very effective)

World Bank Effectiveness and Results

	Which of the following best describes your current position?																							
	Office of the President/Prime Minister/Minister			Employee of a Ministry, Ministerial Dept. or Implementation Agency			Bilateral/Multilateral Agency			Private Sector Organization/Firm			Financial Sector/Private Bank			NGO			Independent Government Institution			Other		
	N	Mean	SD	N	Mean	SD	N	Mean	SD	N	Mean	SD	N	Mean	SD	N	Mean	SD	N	Mean	SD	N	Mean	SD
Anti-corruption	6	5.00	2.83	2	8.50	.71	1	8.00		14	3.57	1.99	6	3.67	2.42	4	4.00	.82	2	5.00	2.83	8	4.63	1.60
Information and communications technology	7	6.00	2.45	4	6.50	2.08				12	4.25	2.05	6	4.00	1.26	4	5.00	1.41	3	6.33	.58	9	5.00	1.50
Transport	7	5.43	2.94	3	4.67	.58	1	8.00		11	4.45	2.16	6	3.50	1.38	3	4.33	1.53	5	5.40	1.82	8	4.38	1.30
Crime and violence	7	4.57	3.36	2	4.00	1.41				8	3.12	1.81	5	2.80	.45	4	4.00	1.41	4	2.75	1.50	6	3.67	1.37
Law and justice	7	5.00	3.32	3	4.67	.58				11	4.55	2.21	5	4.00	1.58	4	4.00	1.41	4	4.00	2.16	7	4.71	2.21
Urban development	7	4.86	2.19	5	6.00	2.00	1	7.00		10	4.60	2.17	5	3.60	1.52	3	5.00	1.00	4	4.75	2.06	9	5.56	1.24
Environmental sustainability and climate change	7	6.43	1.62	7	7.43	2.23	2	8.00	.00	13	6.31	1.84	7	4.00	2.31	4	5.50	1.73	4	6.75	2.06	8	6.13	2.10
Regulatory framework	6	6.50	2.35	6	6.67	1.97	1	8.00		14	5.57	1.91	7	5.71	1.11	4	5.50	1.73	6	6.50	2.07	10	5.90	1.73
State-owned enterprise governance	6	5.00	2.61							11	3.73	1.79	6	3.83	2.56	4	4.25	.96	4	4.25	2.36	9	5.11	1.62
Affordable housing	7	4.29	2.81	4	3.50	3.11				12	3.50	1.83	5	2.00	1.22	4	3.50	1.00	4	3.75	1.71	8	3.63	1.06
Poverty reduction	7	6.29	2.36	7	6.14	1.77	1	8.00		14	4.64	1.95	7	4.29	2.63	5	4.60	1.52	4	4.50	2.38	9	4.56	2.24
Gender	7	5.57	2.94	4	6.00	2.45				13	3.62	1.61	6	3.50	2.07	4	3.75	.96	4	5.00	1.63	10	5.10	2.56
Industrial development	7	5.43	2.23	6	6.00	1.41				15	4.93	2.09	6	4.17	2.56	4	4.75	1.50	5	5.20	2.39	9	5.33	1.73
Foreign direct investment	6	5.83	2.14	8	7.13	1.89				14	5.64	2.17	4	5.25	2.06	4	5.00	1.83	4	4.75	2.50	8	5.13	1.46
Water and sanitation	7	6.71	2.43	4	5.00	.00	1	7.00		9	4.78	2.44	5	3.40	2.61	4	4.25	1.71	4	6.25	1.50	9	4.56	1.88
International trade competitiveness	7	6.14	2.41	5	5.80	1.30				14	5.50	1.87	7	4.57	2.07	3	4.33	1.53	4	6.50	3.32	12	5.42	2.27
Economic growth	7	5.71	2.69	6	6.17	1.47				13	5.54	2.15	8	4.50	2.45	4	5.50	1.73	5	5.80	2.39	12	5.17	1.95
Energy	7	5.57	2.30	4	5.00	3.46				11	4.73	2.37	6	3.67	1.97	3	5.33	1.15	4	4.25	2.22	9	4.78	1.99
Disaster management	6	6.50	1.87	3	6.00	3.00	1	6.00		12	3.75	2.26	6	2.83	2.14	2	3.50	.71	4	4.50	1.29	9	4.11	1.90
Public sector governance/ reform	7	6.29	2.69	5	6.40	3.21	1	8.00		14	5.86	1.75	7	4.57	2.76	4	4.75	2.06	5	6.20	2.49	10	6.30	1.95
Job creation/employment	7	4.86	2.54	4	6.25	3.20				13	4.15	1.82	7	3.71	2.06	4	5.25	2.63	4	4.00	2.00	9	4.56	1.81
Financial markets	5	4.00	1.00	4	5.50	1.73				12	5.50	1.98	7	4.14	1.86	4	4.75	2.36	4	5.75	1.26	7	5.29	1.50
Reduce inequality	7	5.00	2.38	4	4.50	2.65				14	4.64	2.34	7	4.14	1.86	4	4.25	1.89	4	3.75	1.71	8	4.88	2.30
Health	6	6.50	1.22	3	6.00	2.00				13	5.15	2.15	8	5.63	2.62	4	4.25	1.89	4	6.75	2.50	9	4.67	2.18
Rural development	7	6.29	2.29	4	4.00	2.16	1	7.00		13	5.23	2.17	7	5.00	1.73	4	4.75	2.06	4	6.25	2.22	10	5.30	1.89
Global/regional integration	6	6.33	1.97	5	5.00	2.00				9	4.89	2.47	8	5.25	1.67	4	5.25	2.63	3	5.00	1.00	10	5.70	1.95
Food security	7	5.29	2.69	4	5.50	.58	1	6.00		12	4.83	2.48	6	3.17	2.04	4	4.50	1.91	4	5.75	.96	8	5.38	2.56
Education and skills	6	6.83	2.14	7	6.14	2.19				12	4.50	2.32	8	5.00	2.39	5	5.00	2.00	4	6.25	1.26	10	4.70	1.70
Social protection	6	5.50	2.26	4	4.25	.96				12	4.83	2.48	7	3.86	2.19	4	5.00	1.83	3	4.67	2.89	8	3.75	1.16
Land reform	6	5.17	2.71	4	4.25	1.26	1	6.00		10	3.50	2.01	6	3.17	1.83	3	4.67	1.53	4	3.25	2.22	8	4.63	1.92
Agricultural development	7	5.86	2.73	3	3.67	1.53	1	7.00		10	4.30	2.63	6	4.00	2.10	3	4.33	1.53	5	5.80	1.92	7	4.43	1.40
Mining, oil, gas, and natural resource management	7	5.00	2.45	3	4.33	1.53				11	5.82	2.27	6	3.00	2.45	3	5.33	2.52	4	4.75	2.50	8	4.38	1.60

C. World Bank Effectiveness and Results (continued)

World Bank Effectiveness and Results

	Which of the following best describes your current position?																							
	Office of the President/Prime Minister/Minister			Employee of a Ministry, Ministerial Dept. or Implementation Agency			Bilateral/Multilateral Agency			Private Sector Organization/Firm			Financial Sector/Private Bank			NGO			Independent Government Institution			Other		
	N	Mean	SD	N	Mean	SD	N	Mean	SD	N	Mean	SD	N	Mean	SD	N	Mean	SD	N	Mean	SD	N	Mean	SD
To what extent does the World Bank's work help to achieve development results in Namibia, on a ten-point scale?	8	5.63	2.50	9	5.56	1.42	4	5.25	2.22	16	5.06	.93	6	4.67	1.03	6	5.33	1.21	5	6.40	1.82	16	5.69	1.49

(1-To no degree at all, 10-To a very significant degree)

To what extent do you agree with the following statements about the World Bank in Namibia, on a ten-point scale? (1-Strongly disagree, 10-Strongly agree)

World Bank Effectiveness and Results

	Which of the following best describes your current position?																							
	Office of the President/Prime Minister/Minister			Employee of a Ministry, Ministerial Dept. or Implementation Agency			Bilateral/Multilateral Agency			Private Sector Organization/Firm			Financial Sector/Private Bank			NGO			Independent Government Institution			Other		
	N	Mean	SD	N	Mean	SD	N	Mean	SD	N	Mean	SD	N	Mean	SD	N	Mean	SD	N	Mean	SD	N	Mean	SD
The World Bank's financial instruments (i.e., investment lending, Development Policy Loan, Trust Funds, Program 4 Result, etc.) meet the needs of Namibia	7	5.43	2.30	9	4.89	2.03	2	5.00	2.83	14	4.86	1.29	8	3.88	1.46	5	4.40	.89	4	4.75	1.50	13	4.77	1.69
The World Bank meets Namibia's needs for knowledge services (e.g., research, analysis, data, technical assistance)	7	5.71	2.81	10	5.90	1.91	4	6.75	1.89	17	5.65	2.26	8	4.50	1.85	4	4.50	1.29	4	6.00	1.15	13	5.54	2.07

D. The World Bank's Knowledge

How frequently do you consult World Bank knowledge work and activities in the work you do?

Percentage of Respondents	Office of the President/Prime Minister/Minister	Employee of a Ministry, Ministerial Dept. or Implementation Agency	Bilateral/Multilateral Agency	Private Sector Org./Firm	Financial Sector/Private Bank	NGO	Independent Government Institution	Other
Weekly	12.5%	0.0%	0.0%	5.0%	0.0%	0.0%	14.3%	5.6%
Monthly	12.5%	36.4%	40.0%	0.0%	10.0%	0.0%	0.0%	11.1%
A few times a year	25.0%	27.3%	40.0%	35.0%	20.0%	50.0%	14.3%	22.2%
Rarely	37.5%	27.3%	20.0%	20.0%	50.0%	33.3%	14.3%	44.4%
Never	12.5%	9.1%	0.0%	40.0%	20.0%	16.7%	57.1%	16.7%

D. The World Bank's Knowledge (continued)

When thinking about the development challenges in Namibia, where do you believe it would be most valuable for the World Bank to focus its knowledge work and activities in the next few years? (Choose no more than THREE)

Percentage of Respondents (Responses Combined)	Office of the President/Prime Minister/Minister	Employee of a Ministry, Ministerial Dept. or Implementation Agency	Bilateral/ Multilateral Agency	Private Sector Org./Firm	Financial Sector/ Private Bank	NGO	Independent Government Institution	Other
Public sector governance/ reform	25.0%	50.0%	60.0%	19.0%	40.0%	50.0%	50.0%	27.8%
Gender	0.0%	10.0%	0.0%	4.8%	10.0%	0.0%	0.0%	0.0%
Industrial development*	25.0%	20.0%	40.0%	19.0%	20.0%	0.0%	100.0%	33.3%
Foreign direct investment	0.0%	10.0%	0.0%	19.0%	0.0%	0.0%	0.0%	11.1%
Water and sanitation	0.0%	30.0%	0.0%	9.5%	0.0%	16.7%	0.0%	0.0%
International trade competitiveness	12.5%	10.0%	40.0%	9.5%	0.0%	0.0%	0.0%	16.7%
Energy	12.5%	0.0%	0.0%	14.3%	10.0%	0.0%	0.0%	11.1%
Disaster management	0.0%	0.0%	0.0%	0.0%	0.0%	0.0%	0.0%	0.0%
Social protection	0.0%	0.0%	0.0%	0.0%	0.0%	0.0%	0.0%	0.0%
Land reform	12.5%	0.0%	0.0%	4.8%	0.0%	0.0%	16.7%	0.0%
Poverty reduction	37.5%	50.0%	20.0%	14.3%	20.0%	0.0%	0.0%	16.7%
Law and justice (e.g., judicial system)	0.0%	0.0%	0.0%	0.0%	10.0%	16.7%	0.0%	0.0%
Anti-corruption	0.0%	0.0%	0.0%	9.5%	20.0%	33.3%	0.0%	5.6%
Financial markets	12.5%	0.0%	0.0%	9.5%	20.0%	0.0%	0.0%	11.1%
Reduce inequality*	37.5%	10.0%	0.0%	0.0%	0.0%	33.3%	0.0%	5.6%
Urban development	12.5%	0.0%	0.0%	4.8%	0.0%	0.0%	0.0%	5.6%
Crime and violence	0.0%	0.0%	0.0%	0.0%	0.0%	0.0%	0.0%	0.0%
Education and skills	62.5%	20.0%	20.0%	57.1%	60.0%	83.3%	50.0%	55.6%
Global/regional integration	0.0%	0.0%	20.0%	0.0%	0.0%	16.7%	0.0%	5.6%
Information and communications technology	0.0%	10.0%	0.0%	0.0%	0.0%	0.0%	0.0%	0.0%
Transport (e.g., roads, ports, rail, bridges)	0.0%	0.0%	20.0%	0.0%	10.0%	16.7%	0.0%	0.0%
Agricultural development	0.0%	0.0%	0.0%	19.0%	0.0%	0.0%	33.3%	5.6%
Mining, oil, gas, and natural resource management	0.0%	0.0%	0.0%	0.0%	0.0%	0.0%	0.0%	5.6%
Job creation/employment	12.5%	0.0%	40.0%	23.8%	0.0%	33.3%	0.0%	16.7%
Health	12.5%	10.0%	0.0%	4.8%	10.0%	0.0%	0.0%	5.6%
Economic growth	12.5%	20.0%	20.0%	23.8%	10.0%	0.0%	16.7%	22.2%
Rural development	0.0%	0.0%	0.0%	9.5%	10.0%	0.0%	0.0%	11.1%
Food security	0.0%	10.0%	0.0%	0.0%	0.0%	0.0%	0.0%	0.0%
Environmental sustainability and climate change	0.0%	20.0%	20.0%	4.8%	10.0%	0.0%	16.7%	5.6%
Regulatory framework	0.0%	0.0%	0.0%	4.8%	10.0%	0.0%	16.7%	0.0%
State-owned enterprise governance	0.0%	0.0%	0.0%	4.8%	10.0%	0.0%	0.0%	5.6%
Affordable housing	12.5%	10.0%	0.0%	0.0%	0.0%	0.0%	0.0%	16.7%

*Significantly different between stakeholder groups

D. The World Bank's Knowledge (continued)

In Namibia, how effective do you believe the World Bank's knowledge work and activities are at: (1-Not effective at all, 10-Very effective)

The World Bank's Knowledge Work and Activities

	Which of the following best describes your current position?																							
	Office of the President/Prime Minister/Minister			Employee of a Ministry, Ministerial Dept. or Implementation Agency			Bilateral/Multilateral Agency			Private Sector Organization/Firm			Financial Sector/Private Bank			NGO			Independent Government Institution			Other		
	N	Mean	SD	N	Mean	SD	N	Mean	SD	N	Mean	SD	N	Mean	SD	N	Mean	SD	N	Mean	SD	N	Mean	SD
Enhancing your knowledge and/or skills*	7	5.57	2.76	10	6.20	1.87	4	5.75	1.71	16	4.00	2.07	8	3.88	2.17	4	3.75	1.50	3	7.00	1.00	17	5.00	1.66
Supporting implementation of Government programs	7	5.71	2.63	10	6.00	1.49	3	4.67	2.52	14	5.57	1.70	8	4.75	1.67	5	5.00	1.58	4	6.50	1.29	15	5.73	1.28
Assisting Namibia in finding solutions to its development challenges	7	5.71	2.87	10	5.40	1.65	3	5.33	2.52	14	4.93	2.09	9	4.56	1.81	4	5.25	1.71	4	5.75	1.26	16	4.75	1.84
Assisting the Government in implementing policies, projects, and programs	7	5.57	2.37	10	5.50	1.43	3	4.67	2.52	14	5.21	2.12	9	4.89	1.27	5	4.60	1.52	4	6.75	.50	15	5.87	1.36
Helping Namibians learn from counterparts in other countries and share Namibia's successes with the world	7	5.71	2.93	10	5.70	1.89	2	5.50	3.54	16	4.94	2.52	9	4.44	1.88	4	4.25	1.50	3	7.00	2.65	16	5.44	2.13

*Significantly different between stakeholder groups

D. The World Bank's Knowledge (continued)

In Namibia, to what extent do you believe that the World Bank's knowledge work and activities: (1-To no degree at all, 10-To a very significant degree)

The World Bank's Knowledge Work and Activities

	Which of the following best describes your current position?																							
	Office of the President/Prime Minister/Minister			Employee of a Ministry, Ministerial Dept. or Implementation Agency			Bilateral/Multilateral Agency			Private Sector Organization/Firm			Financial Sector/Private Bank			NGO			Independent Government Institution			Other		
	N	Mean	SD	N	Mean	SD	N	Mean	SD	N	Mean	SD	N	Mean	SD	N	Mean	SD	N	Mean	SD	N	Mean	SD
Are timely	7	5.71	2.06	9	5.33	1.12	2	6.00	1.41	13	4.69	2.06	6	4.33	2.34	4	6.00	1.63	3	3.67	.58	12	4.67	1.83
Include appropriate level of stakeholder involvement during preparation	7	6.14	2.67	9	6.00	1.41	3	4.67	2.08	14	5.14	1.75	9	4.33	1.87	5	5.60	2.70	4	5.75	1.71	12	4.42	1.31
Are relevant to Namibia's development priorities	7	5.57	2.76	10	6.10	1.52	3	5.67	2.08	12	5.50	1.73	8	4.63	1.60	5	6.40	2.30	4	6.50	1.29	14	5.14	1.70
Provide feasible recommendations	7	6.00	2.77	10	6.10	1.91	3	5.67	2.08	12	5.58	1.51	8	5.13	1.96	4	5.25	.96	4	5.75	1.50	12	5.67	2.06
Are accessible (well written and easy to understand)	7	6.29	2.29	10	6.50	1.58	3	6.33	1.53	13	5.31	1.70	8	5.25	2.66	5	6.80	2.28	3	7.33	1.15	15	5.47	1.88
Are source of relevant information on global good practices.	7	6.43	2.23	10	6.90	1.73	2	4.50	2.12	13	6.31	2.21	8	5.50	2.20	4	7.25	2.22	4	7.00	.82	16	5.88	2.00
Are useful in terms of the work you do	7	6.57	2.15	9	6.33	2.45	3	6.00	2.00	16	5.13	2.45	9	5.00	2.65	5	6.20	3.19	4	6.75	3.20	16	5.50	2.07
Are adequately disseminated	7	6.29	2.36	10	5.90	1.66	3	5.67	3.21	14	4.36	1.69	9	3.56	2.79	5	6.00	2.92	4	6.00	2.45	15	4.73	1.39
Are appropriately translated	7	6.29	2.50	8	5.50	1.60	2	4.00	2.83	12	4.42	2.07	7	6.14	2.67	4	5.75	3.30	4	5.75	1.71	12	5.33	2.10
Are adaptable to Namibia's specific development challenges and country circumstances	7	6.43	2.15	10	5.80	1.69	3	4.33	3.21	15	5.00	1.69	7	4.43	1.99	5	5.60	2.70	4	6.50	1.29	16	4.75	1.91

D. The World Bank's Knowledge (continued)**The World Bank's Knowledge Work and Activities**

	Which of the following best describes your current position?																							
	Office of the President/Prime Minister/Minister			Employee of a Ministry, Ministerial Dept. or Implementation Agency			Bilateral/Multilateral Agency			Private Sector Organization/Firm			Financial Sector/Private Bank			NGO			Independent Government Institution			Other		
	N	Mean	SD	N	Mean	SD	N	Mean	SD	N	Mean	SD	N	Mean	SD	N	Mean	SD	N	Mean	SD	N	Mean	SD
Overall, how significant a contribution do you believe the World Bank's knowledge work and activities make to development results in your country, on a ten-point scale?	7	6.43	2.23	10	5.90	1.29	2	6.00	2.83	13	5.38	1.39	8	5.13	1.64	6	5.50	2.43	4	6.25	.96	16	5.69	1.01
Overall, how would you rate the technical quality of the World Bank's knowledge work and activities, on a ten-point scale?	7	7.00	1.83	9	7.67	1.73	4	7.25	1.71	12	7.00	1.35	8	6.50	1.69	5	7.20	1.79	4	7.50	.58	16	6.56	1.63

(1-Not significant at all, 10-Very significant; 1-Very low technical quality, 10-Very high technical quality)

E. Working with the World Bank

To what extent do you agree/disagree with the following statements? (1-Strongly disagree, 10-Strongly agree)

Working with the World Bank

	Which of the following best describes your current position?																							
	Office of the President/Prime Minister/Minister			Employee of a Ministry, Ministerial Dept. or Implementation Agency			Bilateral/Multilateral Agency			Private Sector Organization/Firm			Financial Sector/Private Bank			NGO			Independent Government Institution			Other		
	N	Mean	SD	N	Mean	SD	N	Mean	SD	N	Mean	SD	N	Mean	SD	N	Mean	SD	N	Mean	SD	N	Mean	SD
World Bank loans and guarantees are useful instruments for supporting Government policies, programs, and projects	7	6.57	2.57	10	5.90	1.60	4	5.50	.58	15	6.93	2.52	7	5.57	1.51	5	6.60	2.07	4	6.50	1.29	15	5.33	2.23
The World Bank effectively monitors and evaluates the support it provides	7	6.71	2.93	10	6.40	1.17	2	5.50	.71	13	6.00	2.08	8	4.88	1.55	3	7.33	2.52	3	7.33	.58	12	6.00	2.17
The World Bank provides practical solutions to Namibia's development challenges	7	5.86	2.67	9	5.22	1.30	4	4.75	1.50	15	4.87	1.73	9	3.44	1.33	5	6.00	1.00	4	5.00	1.83	17	5.18	2.21
Working with the World Bank increases Namibia's institutional capacity	7	6.29	2.75	10	6.50	1.58	4	5.50	1.91	16	5.81	2.10	8	5.25	1.67	5	6.80	2.17	4	6.75	.96	17	6.47	1.81
The World Bank ensures consistency and continuity through staff changes	6	6.67	2.73	4	4.50	1.73	1	8.00	.	9	5.11	2.03	7	4.57	1.72	2	6.00	1.41	2	6.00	1.41	9	4.78	1.48
The World Bank's teams and visits are well coordinated	6	6.67	2.66	8	6.63	1.69	3	6.67	1.53	10	5.50	1.58	8	5.25	2.12	4	6.75	2.50	2	8.00	.00	11	5.18	1.78
Where country systems (e.g., procurement, financial management, etc.) are adequate, the World Bank makes appropriate use of them	7	6.29	2.75	8	6.25	1.58				7	4.57	.98	7	4.43	.98	3	7.33	2.52	2	4.00	1.41	10	4.90	2.28
The World Bank provides effective implementation support (i.e., supervision of projects)	7	6.57	2.70	10	6.40	2.22	1	6.00	.	10	5.50	1.65	7	4.71	1.80	4	6.75	2.50	2	7.00	.00	13	5.77	2.13

F. The Future Role of the World Bank in Namibia

The Future Role of the World Bank in Namibia

	Which of the following best describes your current position?																							
	Office of the President/Prime Minister/Minister			Employee of a Ministry, Ministerial Dept. or Implementation Agency			Bilateral/Multilateral Agency			Private Sector Organization/Firm			Financial Sector/Private Bank			NGO			Independent Government Institution			Other		
	N	Mean	SD	N	Mean	SD	N	Mean	SD	N	Mean	SD	N	Mean	SD	N	Mean	SD	N	Mean	SD	N	Mean	SD
How significant a role do you believe the World Bank SHOULD play in Namibia's development in the near future, on a ten-point scale?	8	8.00	2.07	10	7.50	1.78	5	7.40	1.82	18	8.11	1.64	9	7.11	1.83	6	7.17	1.72	6	8.33	1.21	17	7.88	1.32

(1-Not a significant role at all, 10-Very significant role)

Which of the following SHOULD the World Bank do to make itself of greater value in Namibia? (Choose no more than TWO)

Percentage of Respondents (Responses Combined)	Office of the President/Prime Minister/Minister	Employee of a Ministry, Ministerial Dept. or Implementation Agency	Bilateral/Multilateral Agency	Private Sector Org./Firm	Financial Sector/Private Bank	NGO	Independent Government Institution	Other
Improve the quality of its experts as related to Namibia's specific challenges	50.0%	37.5%	20.0%	25.0%	30.0%	0.0%	40.0%	27.8%
Reduce the complexity of obtaining World Bank financing	25.0%	0.0%	40.0%	35.0%	40.0%	33.3%	20.0%	50.0%
Focus primarily on advocacy issues	12.5%	37.5%	20.0%	10.0%	0.0%	0.0%	20.0%	22.2%
Improve the competitiveness of its financing compared to markets (e.g., cost, timeliness, and other terms)	0.0%	0.0%	20.0%	10.0%	20.0%	16.7%	0.0%	11.1%
Reach out more to groups outside of government	12.5%	50.0%	40.0%	45.0%	60.0%	83.3%	60.0%	22.2%
Ensure greater selectivity in its work	0.0%	0.0%	0.0%	0.0%	0.0%	0.0%	0.0%	5.6%
Provide more adequate data/knowledge/statistics/figures on Namibia's economy	37.5%	12.5%	0.0%	25.0%	0.0%	33.3%	20.0%	22.2%
Offer more innovative financial products	12.5%	12.5%	40.0%	30.0%	40.0%	0.0%	20.0%	22.2%
Offer more innovative knowledge services	37.5%	25.0%	0.0%	10.0%	10.0%	16.7%	0.0%	0.0%
Increase availability of fee-based/reimbursable advisory services	0.0%	0.0%	0.0%	5.0%	0.0%	16.7%	20.0%	5.6%
Work faster	12.5%	0.0%	0.0%	0.0%	0.0%	0.0%	0.0%	5.6%
Other	0.0%	12.5%	0.0%	5.0%	0.0%	0.0%	0.0%	5.6%

F. The Future Role of the World Bank in Namibia (continued)

Below is a list of development priorities in the National Development Plan IV. Please answer the following questions:

Which TWO areas below would benefit most from the World Bank playing a leading role among international partners in Namibia? (Choose no more than TWO)

Percentage of Respondents (Responses Combined)	Office of the President/Prime Minister/Minister	Employee of a Ministry, Ministerial Dept. or Implementation Agency	Bilateral/ Multilateral Agency	Private Sector Org./Firm	Financial Sector/ Private Bank	NGO	Independent Government Institution	Other
Develop Namibia as a logistics hub	40.0%	45.5%	40.0%	28.6%	10.0%	16.7%	50.0%	43.8%
Make Namibia the most competitive tourism destination in sub-Saharan Africa	40.0%	0.0%	20.0%	14.3%	30.0%	16.7%	0.0%	25.0%
Increase the size and scope of Namibia's manufacturing sector	40.0%	9.1%	20.0%	23.8%	20.0%	16.7%	33.3%	18.8%
Increase growth of the agricultural sector	20.0%	9.1%	0.0%	19.0%	20.0%	33.3%	16.7%	6.3%
Reduce the incidence of severe poverty	20.0%	27.3%	20.0%	4.8%	30.0%	0.0%	0.0%	18.8%
Ensure that Namibia has the most competitive economy in SADC	0.0%	36.4%	60.0%	28.6%	10.0%	16.7%	16.7%	18.8%
Raise the quality of education and skills	40.0%	18.2%	40.0%	42.9%	40.0%	50.0%	33.3%	25.0%
Ensure that all Namibians have access to affordable and high-quality health care	0.0%	0.0%	0.0%	9.5%	10.0%	16.7%	16.7%	18.8%
Improve the extent and quality of public infrastructure	0.0%	54.5%	0.0%	28.6%	30.0%	33.3%	16.7%	25.0%

Which TWO areas below should receive little or no support from the World Bank in Namibia? (Choose no more than TWO)

Percentage of Respondents (Responses Combined)	Office of the President/Prime Minister/Minister	Employee of a Ministry, Ministerial Dept. or Implementation Agency	Bilateral/ Multilateral Agency	Private Sector Org./Firm	Financial Sector/ Private Bank	NGO	Independent Government Institution	Other
Develop Namibia as a logistics hub	0.0%	22.2%	20.0%	31.6%	62.5%	20.0%	20.0%	15.4%
Make Namibia the most competitive tourism destination in sub-Saharan Africa	75.0%	55.6%	60.0%	42.1%	25.0%	20.0%	40.0%	38.5%
Increase the size and scope of Namibia's manufacturing sector	0.0%	33.3%	20.0%	21.1%	25.0%	60.0%	20.0%	15.4%
Increase growth of the agricultural sector	25.0%	22.2%	60.0%	10.5%	0.0%	20.0%	0.0%	30.8%
Reduce the incidence of severe poverty	0.0%	22.2%	0.0%	10.5%	0.0%	0.0%	40.0%	15.4%
Ensure that Namibia has the most competitive economy in SADC	25.0%	0.0%	20.0%	10.5%	25.0%	0.0%	60.0%	23.1%
Raise the quality of education and skills	0.0%	22.2%	0.0%	15.8%	0.0%	0.0%	0.0%	15.4%
Ensure that all Namibians have access to affordable and high-quality health care	50.0%	11.1%	0.0%	31.6%	37.5%	60.0%	0.0%	23.1%
Improve the extent and quality of public infrastructure	0.0%	0.0%	20.0%	10.5%	12.5%	20.0%	0.0%	23.1%

F. The Future Role of the World Bank in Namibia (continued)

Below is a list of development priorities in the National Development Plan IV. Please answer the following questions: (continued)

Please check TWO areas below that you believe should be left to the Government to manage without World Bank support. (Choose no more than TWO)

Percentage of Respondents (Responses Combined)	Office of the President/Prime Minister/Minister	Employee of a Ministry, Ministerial Dept. or Implementation Agency	Bilateral/ Multilateral Agency	Private Sector Org./Firm	Financial Sector/ Private Bank	NGO	Independent Government Institution	Other
Develop Namibia as a logistics hub	16.7%	0.0%	25.0%	15.8%	11.1%	0.0%	0.0%	15.4%
Make Namibia the most competitive tourism destination in sub-Saharan Africa	33.3%	12.5%	0.0%	26.3%	33.3%	40.0%	40.0%	46.2%
Increase the size and scope of Namibia's manufacturing sector	33.3%	37.5%	25.0%	10.5%	11.1%	20.0%	0.0%	0.0%
Increase growth of the agricultural sector	16.7%	0.0%	0.0%	21.1%	22.2%	0.0%	0.0%	23.1%
Reduce the incidence of severe poverty	0.0%	12.5%	50.0%	36.8%	22.2%	60.0%	40.0%	30.8%
Ensure that Namibia has the most competitive economy in SADC	33.3%	37.5%	0.0%	15.8%	22.2%	0.0%	40.0%	23.1%
Raise the quality of education and skills	16.7%	50.0%	50.0%	10.5%	22.2%	40.0%	40.0%	30.8%
Ensure that all Namibians have access to affordable and high-quality health care	0.0%	37.5%	25.0%	31.6%	33.3%	0.0%	40.0%	23.1%
Improve the extent and quality of public infrastructure	16.7%	0.0%	25.0%	31.6%	22.2%	40.0%	0.0%	7.7%

G. Communication and Information Sharing

How do you get most of your information about economic and social development issues in Namibia? (Choose no more than TWO)

Percentage of Respondents (Responses Combined)	Office of the President/Prime Minister/Minister	Employee of a Ministry, Ministerial Dept. or Implementation Agency	Bilateral/ Multilateral Agency	Private Sector Org./Firm	Financial Sector/ Private Bank	NGO	Independent Government Institution	Other
Local newspapers	75.0%	72.7%	80.0%	95.2%	90.0%	100.0%	85.7%	88.9%
International newspapers	12.5%	0.0%	0.0%	0.0%	0.0%	0.0%	14.3%	0.0%
Local radio	0.0%	0.0%	0.0%	19.0%	0.0%	0.0%	14.3%	5.6%
International radio	0.0%	0.0%	0.0%	0.0%	0.0%	0.0%	0.0%	0.0%
Local television	37.5%	36.4%	0.0%	19.0%	10.0%	33.3%	28.6%	38.9%
International television*	37.5%	18.2%	0.0%	4.8%	30.0%	0.0%	14.3%	0.0%
Periodicals	12.5%	9.1%	40.0%	4.8%	10.0%	0.0%	14.3%	11.1%
Internet	25.0%	45.5%	80.0%	42.9%	40.0%	50.0%	14.3%	50.0%
Social media (Facebook, Twitter, YouTube)	0.0%	0.0%	0.0%	9.5%	0.0%	0.0%	0.0%	0.0%
Blogs	0.0%	0.0%	0.0%	0.0%	0.0%	0.0%	0.0%	0.0%
Mobile phones	0.0%	0.0%	0.0%	0.0%	0.0%	0.0%	0.0%	5.6%
Instant messaging	0.0%	0.0%	0.0%	0.0%	0.0%	0.0%	0.0%	0.0%
Other	0.0%	9.1%	0.0%	4.8%	10.0%	16.7%	0.0%	0.0%

*Significantly different between stakeholder groups

G. Communication and Information Sharing (continued)

How would you prefer to receive information from the World Bank? (Choose no more than TWO)

Percentage of Respondents (Responses Combined)	Office of the President/Prime Minister/Minister	Employee of a Ministry, Ministerial Dept. or Implementation Agency	Bilateral/ Multilateral Agency	Private Sector Org./Firm	Financial Sector/ Private Bank	NGO	Independent Government Institution	Other
World Bank website	71.4%	72.7%	40.0%	47.6%	70.0%	66.7%	28.6%	38.9%
Direct contact with World Bank (i.e., face to face meetings/discussions)	14.3%	0.0%	20.0%	19.0%	10.0%	0.0%	14.3%	16.7%
e-newsletters	28.6%	36.4%	60.0%	47.6%	30.0%	33.3%	42.9%	16.7%
Instant messaging	0.0%	9.1%	0.0%	4.8%	0.0%	16.7%	0.0%	5.6%
World Bank seminars/ workshops/conferences	42.9%	27.3%	20.0%	38.1%	20.0%	50.0%	42.9%	33.3%
Namibia Development Information Centre at the Polytechnic	0.0%	9.1%	0.0%	9.5%	0.0%	0.0%	0.0%	16.7%
World Bank publications and other written materials	28.6%	18.2%	60.0%	14.3%	40.0%	33.3%	42.9%	22.2%
Mobile phones	14.3%	9.1%	0.0%	4.8%	0.0%	0.0%	0.0%	5.6%
Social media (Facebook, Twitter, YouTube)	0.0%	18.2%	0.0%	0.0%	0.0%	0.0%	0.0%	22.2%
Blogs	0.0%	0.0%	0.0%	0.0%	0.0%	0.0%	0.0%	0.0%
Other	0.0%	0.0%	0.0%	4.8%	0.0%	0.0%	14.3%	5.6%

Are you aware of the World Bank's Access to Information Policy under which the Bank will now disclose any information in its possession that is not a list of exceptions?

Percentage of Respondents	Office of the President/Prime Minister/Minister	Employee of a Ministry, Ministerial Dept. or Implementation Agency	Bilateral/ Multilateral Agency	Private Sector Org./Firm	Financial Sector/ Private Bank	NGO	Independent Government Institution	Other
Yes	12.5%	0.0%	60.0%	5.6%	20.0%	33.3%	14.3%	29.4%
No	87.5%	100.0%	40.0%	94.4%	80.0%	66.7%	85.7%	70.6%

Have you requested information from the World Bank on its activities in the past year?

Percentage of Respondents	Office of the President/Prime Minister/Minister	Employee of a Ministry, Ministerial Dept. or Implementation Agency	Bilateral/ Multilateral Agency	Private Sector Org./Firm	Financial Sector/ Private Bank	NGO	Independent Government Institution	Other
Yes	16.7%	28.6%	40.0%	21.1%	12.5%	16.7%	16.7%	7.7%
No	83.3%	71.4%	60.0%	78.9%	87.5%	83.3%	83.3%	92.3%

Were you able to obtain this information?

Percentage of Respondents	Office of the President/Prime Minister/Minister	Employee of a Ministry, Ministerial Dept. or Implementation Agency	Bilateral/ Multilateral Agency	Private Sector Org./Firm	Financial Sector/ Private Bank	NGO	Independent Government Institution	Other
Yes	50.0%	50.0%	33.3%	80.0%	50.0%	50.0%	50.0%	80.0%
No	50.0%	50.0%	66.7%	20.0%	50.0%	50.0%	50.0%	20.0%

G. Communication and Information Sharing (continued)**Do you have access to the Internet?**

Percentage of Respondents	Office of the President/Prime Minister/Minister	Employee of a Ministry, Ministerial Dept. or Implementation Agency	Bilateral/Multilateral Agency	Private Sector Org./Firm	Financial Sector/Private Bank	NGO	Independent Government Institution	Other
Yes	87.5%	100.0%	80.0%	94.7%	100.0%	100.0%	100.0%	100.0%
No	12.5%	0.0%	20.0%	5.3%	0.0%	0.0%	0.0%	0.0%

Do you use/have used the World Bank website?

Percentage of Respondents	Office of the President/Prime Minister/Minister	Employee of a Ministry, Ministerial Dept. or Implementation Agency	Bilateral/Multilateral Agency	Private Sector Org./Firm	Financial Sector/Private Bank	NGO	Independent Government Institution	Other
Yes	75.0%	77.8%	80.0%	57.9%	60.0%	60.0%	57.1%	75.0%
No	25.0%	22.2%	20.0%	42.1%	40.0%	40.0%	42.9%	25.0%

Which do you primarily use?

Percentage of Respondents	Office of the President/Prime Minister/Minister	Employee of a Ministry, Ministerial Dept. or Implementation Agency	Bilateral/Multilateral Agency	Private Sector Org./Firm	Financial Sector/Private Bank	NGO	Independent Government Institution	Other
The World Bank's country website (www.worldbank.org/namibia)	57.1%	18.2%	20.0%	50.0%	0.0%	0.0%	25.0%	50.0%
The World Bank's main website (www.worldbank.org)	42.9%	81.8%	80.0%	50.0%	100.0%	100.0%	75.0%	50.0%

Which Internet connection do you use primarily when visiting a World Bank website?

Percentage of Respondents	Office of the President/Prime Minister/Minister	Employee of a Ministry, Ministerial Dept. or Implementation Agency	Bilateral/Multilateral Agency	Private Sector Org./Firm	Financial Sector/Private Bank	NGO	Independent Government Institution	Other
High speed	71.4%	81.8%	100.0%	94.7%	88.9%	80.0%	100.0%	81.3%
Dial-up	28.6%	18.2%	0.0%	5.3%	11.1%	20.0%	0.0%	18.8%

Do you use/have you used the World Bank's Development Information Centre at the Polytechnic in Namibia?

Percentage of Respondents	Office of the President/Prime Minister/Minister	Employee of a Ministry, Ministerial Dept. or Implementation Agency	Bilateral/Multilateral Agency	Private Sector Org./Firm	Financial Sector/Private Bank	NGO	Independent Government Institution	Other
Yes	25.0%	0.0%	0.0%	4.8%	0.0%	0.0%	0.0%	5.9%
No	50.0%	90.0%	20.0%	57.1%	100.0%	66.7%	83.3%	52.9%
I don't know what Development Information Centre is	25.0%	10.0%	80.0%	38.1%	0.0%	33.3%	16.7%	41.2%

G. Communication and Information Sharing (continued)

Please rate how much you agree with the following statements, on a ten point scale. (1-Strongly disagree, 10-Strongly agree)

Communication and Information Sharing

	Which of the following best describes your current position?																							
	Office of the President/Prime Minister/Minister			Employee of a Ministry, Ministerial Dept. or Implementation Agency			Bilateral/Multilateral Agency			Private Sector Organization/Firm			Financial Sector/Private Bank			NGO			Independent Government Institution			Other		
	N	Mean	SD	N	Mean	SD	N	Mean	SD	N	Mean	SD	N	Mean	SD	N	Mean	SD	N	Mean	SD	N	Mean	SD
I use/consult World Bank data more currently than I did a few years ago	6	6.83	2.79	10	4.30	2.50	5	5.20	3.35	18	4.56	2.94	9	3.56	2.79	6	4.33	2.80	5	3.60	3.71	16	4.75	2.32
The World Bank-supported Namibia Development Information Centre is a valuable source of information related to development in Namibia.	3	8.67	2.31	2	5.00	.00				3	3.33	2.31				1	4.00		1	5.00		8	4.63	2.20
I find the World Bank websites easy to navigate.*	6	8.00	1.90	8	6.88	1.13	4	8.50	1.00	14	5.64	2.37	6	7.00	2.00	4	7.25	2.06	3	5.00	1.00	12	5.25	1.86
I find the information on the World Bank's websites useful.	5	8.20	2.05	8	7.00	1.69	5	7.20	1.10	14	6.36	1.98	7	6.86	1.57	4	7.25	2.50	2	6.00	4.24	12	5.67	1.92
When I need information from the World Bank I know how to find it (e.g., whom to call, where to reach them, etc.)	6	6.17	3.43	9	5.56	3.09	5	7.60	1.52	14	5.36	2.59	6	5.67	2.58	6	5.00	2.53	2	8.00	1.41	12	4.25	2.60
The World Bank is responsive to my information requests and inquiries	6	7.00	2.37	6	6.00	2.76	4	8.50	1.00	8	6.50	1.51	4	5.25	1.71	3	5.33	2.31	2	8.50	.71	8	5.50	3.12

*Significantly different between stakeholder groups

H. Background Information

Currently, do you professionally collaborate/work with the World Bank in your country?*

Percentage of Respondents	Office of the President/Prime Minister/Minister	Employee of a Ministry, Ministerial Dept. or Implementation Agency	Bilateral/Multilateral Agency	Private Sector Org./Firm	Financial Sector/Private Bank	NGO	Independent Government Institution	Other
Yes	57.1%	27.3%	100.0%	20.0%	30.0%	33.3%	14.3%	22.2%
No	42.9%	72.7%	0.0%	80.0%	70.0%	66.7%	85.7%	77.8%

*Significantly different between stakeholder groups

Which of the following describes most of your exposure to the World Bank in Namibia? * (Choose no more than TWO)

Percentage of Respondents (Responses Combined)	Office of the President/Prime Minister/Minister	Employee of a Ministry, Ministerial Dept. or Implementation Agency	Bilateral/Multilateral Agency	Private Sector Org./Firm	Financial Sector/Private Bank	NGO	Independent Government Institution	Other
Observer (i.e., follow in media, discuss in informal conversations, etc.)	0.0%	9.1%	0.0%	50.0%	50.0%	50.0%	50.0%	33.3%
Use World Bank reports/data	50.0%	54.5%	20.0%	25.0%	40.0%	0.0%	16.7%	27.8%
Engage in World Bank related/sponsored events/activities	33.3%	36.4%	40.0%	15.0%	30.0%	33.3%	16.7%	22.2%
Collaborate as part of my professional duties	16.7%	18.2%	60.0%	10.0%	10.0%	50.0%	0.0%	27.8%
Use World Bank website for information, data, research, etc.	66.7%	36.4%	40.0%	30.0%	30.0%	33.3%	33.3%	33.3%

Appendix C: Responses to All Questions by Geographic Location

A. General Issues facing Namibia

In general, would you say that Namibia is headed in 2013 in...?*

Percentage of Respondents	City of Windhoek	Other Areas
The right direction	78.7%	37.5%
The wrong direction	9.3%	0.0%
Not sure	12.0%	62.5%

*Significantly different between locations

Listed below are a number of development priorities in Namibia. Please identify which of the following you consider the most important development priorities in Namibia?

Percentage of Respondents (Responses Combined)	City of Windhoek	Other Areas
Social protection	5.2%	12.5%
Transport (e.g., roads, ports, rail, bridges)	9.1%	0.0%
Public sector governance/ reform	37.7%	25.0%
Global/regional integration	2.6%	0.0%
Gender	5.2%	12.5%
Industrial development	19.5%	12.5%
Foreign direct investment	3.9%	12.5%
Water and sanitation	3.9%	0.0%
Anti-corruption	9.1%	12.5%
Job creation/employment	44.2%	37.5%
Rural development	5.2%	0.0%
Financial markets	3.9%	0.0%
Urban development*	0.0%	12.5%
Environmental sustainability and climate change*	1.3%	25.0%
Reduce inequality	13.0%	0.0%
Health	7.8%	0.0%
Education and skills	50.6%	62.5%
Poverty reduction	13.0%	12.5%
Energy	5.2%	0.0%
Food security	3.9%	0.0%
Land reform	6.5%	12.5%
Agricultural development*	1.3%	12.5%
International trade competitiveness	1.3%	0.0%
Crime and violence	2.6%	0.0%
Economic growth	22.1%	12.5%
Law and justice (e.g., judicial system)	3.9%	0.0%
Regulatory framework	1.3%	0.0%
Affordable housing	7.8%	0.0%
State-owned enterprise governance	3.9%	0.0%
Mining, oil, gas, and natural resource management	2.6%	0.0%
Disaster management	0.0%	0.0%
Information and communications technology*	0.0%	12.5%

*Significantly different between locations

A. General Issues facing Namibia (continued)

Poverty reduction is a broad term that encompasses work in many different areas. Which THREE areas of development listed below do you believe would contribute most to reducing poverty in Namibia?

Percentage of Respondents (Responses Combined)	City of Windhoek	Other Areas
Water and sanitation	6.4%	0.0%
Reduce inequality	16.7%	12.5%
Economic growth	50.0%	37.5%
Land reform*	1.3%	25.0%
Global/regional integration	0.0%	0.0%
Gender	1.3%	0.0%
Rural development	21.8%	25.0%
Urban development	0.0%	0.0%
Regulatory framework	1.3%	0.0%
State-owned enterprise governance	2.6%	0.0%
Social protection (e.g., pensions, targeted social assistance)	7.7%	0.0%
Law and justice (e.g., judicial system)	1.3%	0.0%
Transport (e.g., roads, ports, rail, bridges)	1.3%	0.0%
Crime and violence	0.0%	0.0%
Affordable housing	7.7%	0.0%
Information and communications technology	1.3%	0.0%
Anti-corruption	5.1%	0.0%
Industrial development	16.7%	0.0%
Foreign direct investment	6.4%	0.0%
Education and skills	55.1%	75.0%
Energy	1.3%	0.0%
Public sector governance/ reform	14.1%	12.5%
Mining, oil, gas, and natural resource management	2.6%	0.0%
Environmental sustainability and climate change*	0.0%	12.5%
Disaster management	0.0%	0.0%
Health (e.g., HIV/AIDS, non-communicable diseases, health care financing)	3.8%	12.5%
Agricultural development	15.4%	25.0%
Job creation/employment	48.7%	37.5%
Financial markets (e.g., resilience, competition, financial inclusion)	2.6%	0.0%
International trade competitiveness	0.0%	0.0%
Food security	5.1%	0.0%

*Significantly different between locations

A. General Issues facing Namibia (continued)

Economic growth can be driven by a number of factors. Which THREE areas below do you believe would contribute most to generating economic growth in Namibia?

Percentage of Respondents (Responses Combined)	City of Windhoek	Other Areas
Energy	6.6%	0.0%
Gender (e.g., achieve equity, reduce gender-based violence)	0.0%	0.0%
Reduce inequality	10.4%	12.5%
Social protection (e.g., pensions, targeted social assistance)	0.0%	0.0%
Global/regional integration	5.2%	12.5%
Land reform	2.6%	12.5%
Anti-corruption	6.5%	12.5%
Disaster management	0.0%	0.0%
Rural development	15.6%	0.0%
Foreign direct investment	26.0%	12.5%
Urban development	1.3%	0.0%
Water and sanitation	0.0%	0.0%
Education and skills	49.4%	50.0%
Information and communications technology	3.9%	0.0%
Regulatory framework	10.4%	12.5%
Affordable housing*	1.3%	12.5%
International trade competitiveness*	9.1%	37.5%
Public sector governance/ reform	15.6%	0.0%
Industrial development	39.0%	25.0%
Job creation/employment	22.1%	25.0%
Agricultural development	19.5%	12.5%
Food security	2.6%	12.5%
Transport (e.g., roads, ports, rail, bridges)	9.1%	12.5%
Mining, oil, gas, and natural resource management	19.5%	25.0%
Environmental sustainability and climate change*	0.0%	12.5%
Health (e.g., HIV/AIDS, non-communicable diseases, health care financing)	0.0%	0.0%
State-owned enterprise governance	9.1%	0.0%
Law and justice (e.g., judicial system)	1.3%	0.0%
Crime and violence	1.3%	0.0%
Financial markets (e.g., resilience, competition, financial inclusion)	11.7%	0.0%

*Significantly different between locations

B. Overall Attitudes toward the World Bank

Overall Attitudes toward the World Bank

	Which best represents your geographic location?					
	City of Windhoek			Other Areas		
	N	Mean	SD	N	Mean	SD
How familiar are you with the work of the World Bank in Namibia, on a ten-point scale?	78	5.56	1.97	8	5.00	2.62
Overall, please rate your impression of the World Bank's effectiveness in Namibia, on a ten-point scale?	63	5.02	1.71	5	6.40	2.07
To what extent do you believe the World Bank's staff is well prepared (e.g., skills and knowledge) to help Namibia solve its most complicated development challenges, on a ten-point scale?	57	6.25	1.66	5	6.20	2.39

(1-Not familiar at all, 10-Extremely familiar; 1-Not effective at all, 10-Very effective; 1-To no degree at all, 10-To a very significant degree)

When thinking about how the World Bank can have the most impact on development results in Namibia, in which sectoral areas do you believe the World Bank should focus most of its attention and resources in Namibia? (Choose no more than THREE)

Percentage of Respondents (Responses Combined)	City of Windhoek	Other Areas
Social protection	0.0%	0.0%
Public sector governance/ reform	33.3%	14.3%
Transport (e.g., roads, ports, rail, bridges)	9.0%	14.3%
Poverty reduction	17.9%	28.6%
Global/regional integration	3.8%	0.0%
Gender*	0.0%	14.3%
Crime and violence	2.6%	0.0%
Industrial development	20.5%	14.3%
Rural development*	12.8%	42.9%
Foreign direct investment	10.3%	0.0%
Water and sanitation	6.4%	0.0%
Energy	5.1%	0.0%
Job creation/employment	15.4%	14.3%
Financial markets	11.5%	0.0%
Urban development	0.0%	0.0%
Environmental sustainability and climate change	5.1%	14.3%
Reduce inequality	5.1%	0.0%
Health (e.g., HIV/AIDS, non-communicable diseases, health care financing)	10.3%	0.0%
Education and skills	38.5%	42.9%
Food security	1.3%	0.0%
Land reform*	0.0%	14.3%
Agricultural development	9.0%	0.0%
International trade competitiveness	10.3%	14.3%
Economic growth	38.5%	42.9%
Law and justice (e.g., judicial system)	2.6%	0.0%
Regulatory framework	9.0%	0.0%
Affordable housing	5.1%	14.3%
State-owned enterprise governance	5.1%	0.0%
Mining, oil, gas, and natural resource management	1.3%	0.0%
Anti-corruption	3.8%	14.3%
Information and communications technology	0.0%	0.0%
Disaster management	1.3%	0.0%

*Significantly different between locations

B. Overall Attitudes toward the World Bank (continued)

When thinking about the World Bank's role, which activity do you believe is of greatest VALUE and which activity is of second greatest value in Namibia?

Greatest Value		
Percentage of Respondents	City of Windhoek	Other Areas
Financial resources: investment lending	19.7%	16.7%
Financial resources: policy based lending / budget support to the Government	21.1%	16.7%
Mobilizing third party financial resources	5.6%	0.0%
Technical assistance	19.7%	16.7%
Policy advice	9.9%	0.0%
Development partner coordination	2.8%	0.0%
Data and statistics	5.6%	0.0%
Training/capacity building*	11.3%	50.0%
Studies/analyses	2.8%	0.0%
Convening/facilitating	0.0%	0.0%
Linkage to non-Bank expertise (i.e., South-South knowledge sharing)	0.0%	0.0%
Other	1.4%	0.0%

*Significantly different between locations

2nd Greatest Value		
Percentage of Respondents	City of Windhoek	Other Areas
Financial resources: investment lending	5.6%	0.0%
Financial resources: policy based lending / budget support to the Government	12.7%	20.0%
Mobilizing third party financial resources	8.5%	0.0%
Technical assistance	26.8%	20.0%
Policy advice	15.5%	0.0%
Development partner coordination	2.8%	0.0%
Data and statistics	1.4%	0.0%
Training/capacity building	18.3%	40.0%
Studies/analyses	2.8%	0.0%
Convening/facilitating*	1.4%	20.0%
Linkage to non-Bank expertise (i.e., South-South knowledge sharing)	2.8%	0.0%
Other	1.4%	0.0%

*Significantly different between locations

B. Overall Attitudes toward the World Bank (continued)

Which of the following do you identify as the World Bank's greatest WEAKNESSES in its work in Namibia? (Choose no more than TWO)

Percentage of Respondents (Responses Combined)	City of Windhoek	Other Areas
Imposing technocratic solutions without regard to political realities	12.3%	28.6%
Not exploring alternative policy options	1.4%	0.0%
Too bureaucratic in its operational policies and procedures	15.1%	0.0%
Staff too inaccessible	6.8%	14.3%
Arrogant in its approach	4.1%	14.3%
Lack of credibility of its knowledge/data	2.7%	0.0%
Not willing to honestly criticize policies and reform efforts in the country	12.3%	0.0%
Too influenced by developed countries	28.8%	42.9%
Not enough public disclosure of its work	28.8%	28.6%
World Bank processes too slow and complex	8.2%	0.0%
Not aligned with country priorities	11.0%	0.0%
Not aligned with other development partners' work	6.8%	28.6%
Not collaborating enough with the private sector, civil society, and other non-state actors	24.7%	14.3%
Not adequately sensitive to political/social realities in Namibia	2.7%	14.3%
Other	8.2%	14.3%

Which World Bank instruments do you believe are the MOST effective in reducing poverty in Namibia? (Choose no more than TWO)

Percentage of Respondents (Responses Combined)	City of Windhoek	Other Areas
Capacity development	53.2%	42.9%
Policy based lending / budget support to the Government	13.0%	28.6%
Knowledge products/services (analytical work, studies, surveys, etc.)	22.1%	14.3%
Investment lending (financing specific projects)	26.0%	28.6%
Technical assistance (advice, best practice, international experience, etc.)	48.1%	28.6%
Trust Fund management	0.0%	0.0%
South-South knowledge exchange (i.e., facilitating peer learning between Namibia and other developing countries)	13.0%	28.6%
Other	2.6%	0.0%
Don't know	3.9%	0.0%

B. Overall Attitudes toward the World Bank (continued)**Overall Attitudes toward the World Bank**

	Which best represents your geographic location?					
	City of Windhoek			Other Areas		
	N	Mean	SD	N	Mean	SD
To what extent do you believe the World Bank SHOULD seek to influence the global development agenda as related to "global public goods", on a ten-point scale?	70	7.14	1.97	6	7.17	2.14

In addition to the regular relations with the national government as its main interlocutor, which TWO of the following groups should the World Bank collaborate with more in your country to ensure better development results there? (Choose no more than TWO)

Percentage of Respondents (Responses Combined)	City of Windhoek	Other Areas
Non-governmental organizations (NGOs)	24.7%	28.6%
Local government	41.6%	57.1%
Beneficiaries	9.1%	14.3%
Private sector	45.5%	71.4%
Community-based Organizations (CBOs)	7.8%	0.0%
Development partner community	16.9%	0.0%
Foundations	0.0%	0.0%
Academia/think tanks/research institutes	26.0%	28.6%
Parliament	9.1%	0.0%
Media	0.0%	0.0%
Faith-based organizations	0.0%	0.0%
Regional organizations (e.g., SADC, SACU, AU)	9.1%	0.0%
Other	1.3%	0.0%

To what extent do you agree with the following statements about the World Bank's work in Namibia, on a ten-point scale?
(1-Strongly disagree, 10-Strongly agree)

Overall Attitudes toward the World Bank

	Which best represents your geographic location?					
	City of Windhoek			Other Areas		
	N	Mean	SD	N	Mean	SD
Overall the World Bank currently plays a relevant role in development in Namibia*	68	5.25	1.74	7	7.43	2.07
The World Bank's work is aligned with what I consider the development priorities for Namibia	64	5.06	2.07	8	6.12	2.03
The World Bank programs and strategies are aligned with Namibia's Government plans and strategies	62	5.32	1.90	7	6.29	2.29
The World Bank treats clients and stakeholders in Namibia with respect	62	6.35	1.97	6	6.83	3.13

*Significantly different between locations

B. Overall Attitudes toward the World Bank (continued)

To what extent is the World Bank an effective development partner in Namibia, in terms of each of the following?

(1-To no degree at all, 10-To a very significant degree)

Overall Attitudes toward the World Bank

	Which best represents your geographic location?					
	City of Windhoek			Other Areas		
	N	Mean	SD	N	Mean	SD
Responsiveness	51	5.43	1.88	5	6.60	2.88
Flexibility (in terms of the World Bank's products and services)*	53	4.94	1.80	4	7.00	2.83
Flexibility (in terms of changing country circumstances)	50	4.94	1.80	5	6.60	2.61
Being inclusive	57	5.25	1.72	6	6.00	2.45
Openness (sharing data and other information)	64	6.11	1.97	6	6.17	2.79
Adequate in-country representation and accessibility of non-resident World Bank staff	53	5.21	1.76	5	6.00	2.83
Straightforwardness and honesty	64	5.95	2.11	6	6.67	2.58
Collaboration with groups outside of the Government (e.g., NGOs, academia, private sector)*	59	5.42	1.93	6	7.17	2.48
Collaboration with the Government	65	6.34	1.95	6	7.83	1.94
Collaboration with other development partners	53	5.62	1.99	6	6.83	1.72
Follow through over time	50	5.68	1.89	4	7.50	1.29

*Significantly different between locations

When World Bank assisted reform efforts fail or are slow to take place, which of the following would you attribute this to? (Choose no more than TWO)

Percentage of Respondents (Responses Combined)	City of Windhoek	Other Areas
The World Bank works too slowly	14.1%	0.0%
The Government works inefficiently	31.0%	37.5%
There is not an adequate level of citizen/civil society participation	22.5%	25.0%
Poor coordination among development partners	19.7%	0.0%
The World Bank does not do adequate follow through/follow-up	4.2%	12.5%
Lack of/inadequate levels of capacity in Government	21.1%	50.0%
Political pressures and obstacles	12.7%	25.0%
Reforms are not well thought out in light of country challenges	25.4%	37.5%
The World Bank is not sensitive enough to political/social realities on the ground	21.1%	12.5%
Other	5.6%	0.0%

C. World Bank Effectiveness and Results

How effective do you believe the World Bank is in terms of the work it does in the following areas of development in Namibia, on a ten-point scale? (1-Not effective at all, 10-Very effective)

World Bank Effectiveness and Results

	Which best represents your geographic location?					
	City of Windhoek			Other Areas		
	N	Mean	SD	N	Mean	SD
Anti-corruption	39	4.23	2.12	3	5.00	2.00
Information and communications technology	41	4.80	1.76	3	6.67	1.15
Transport (e.g., roads, ports, rail, bridges)*	40	4.38	1.71	3	6.67	2.08
Crime and violence	34	3.44	1.58	1	1.00	
Law and justice (e.g., judicial system)	37	4.32	1.86	3	4.67	3.51
Urban development	40	4.80	1.79	3	6.00	1.00
Environmental sustainability and climate change	47	5.98	2.06	4	8.00	2.00
Regulatory framework	48	5.88	1.68	5	6.60	2.30
State-owned enterprise governance	34	4.24	1.89	5	4.00	.71
Affordable housing	40	3.28	1.65	3	4.33	1.15
Poverty reduction	47	4.81	2.06	6	6.17	2.32
Gender (e.g., achieve equity, reduce gender-based violence)	42	4.24	2.08	5	6.00	2.24
Industrial development	47	4.98	1.97	4	5.75	.96
Foreign direct investment	44	5.59	1.99	3	5.33	.58
Water and sanitation*	38	4.66	1.99	4	7.50	.58
International trade competitiveness	45	5.33	2.04	6	5.83	1.94
Economic growth	49	5.18	1.99	5	6.80	1.92
Energy*	39	4.41	2.01	4	6.75	1.26
Disaster management	37	4.08	2.03	5	5.20	2.28
Public sector governance/ reform (i.e., government effectiveness, public financial management, public expenditure, fiscal system reform)	47	5.64	2.25	5	7.20	1.30
Job creation/employment	43	4.26	2.00	4	6.00	1.41
Financial markets (e.g., resilience, competition, financial inclusion)	40	5.07	1.79	3	4.33	1.15
Reduce inequality*	42	4.12	1.89	5	7.20	.45
Health (e.g., HIV/AIDS, non-communicable diseases, health care financing)	41	5.27	2.16	5	6.20	2.05
Rural development*	44	5.02	1.87	5	7.20	1.30
Global/regional integration	41	5.20	1.91	3	7.00	2.00
Food security	41	4.66	2.10	4	6.25	1.50
Education and skills	47	5.06	2.00	4	6.75	2.22
Social protection (e.g., pensions, targeted social assistance)	40	4.38	1.92	3	4.67	1.15
Land reform	39	3.92	1.84	2	4.50	.71
Agricultural development*	38	4.37	1.88	3	7.67	1.53
Mining, oil, gas, and natural resource management	38	4.61	2.18	3	5.00	1.00

*Significantly different between locations

World Bank Effectiveness and Results

	Which best represents your geographic location?					
	City of Windhoek			Other Areas		
	N	Mean	SD	N	Mean	SD
To what extent does the World Bank's work help to achieve development results in Namibia, on a ten-point scale?	63	5.21	1.38	7	6.29	1.98

(1-To no degree at all, 10-To a very significant degree)

C. World Bank Effectiveness and Results (continued)

To what extent do you agree with the following statements about the World Bank in Namibia, on a ten-point scale?

(1-Strongly disagree, 10-Strongly agree)

World Bank Effectiveness and Results

	Which best represents your geographic location?					
	City of Windhoek			Other Areas		
	N	Mean	SD	N	Mean	SD
The World Bank's financial instruments (i.e., investment lending, Development Policy Loan, Trust Funds, Program 4 Result, etc.) meet the needs of Namibia	57	4.67	1.50	5	5.00	1.87
The World Bank meets Namibia's needs for knowledge services (e.g., research, analysis, data, technical assistance)	64	5.42	1.88	3	7.33	3.79

D. The World Bank's Knowledge

How frequently do you consult World Bank knowledge work and activities in the work you do?

Percentage of Respondents	City of Windhoek	Other Areas
Weekly	3.8%	0.0%
Monthly	12.8%	0.0%
A few times a year	28.2%	28.6%
Rarely	32.1%	42.9%
Never	23.1%	28.6%

D. The World Bank's Knowledge (continued)

When thinking about the development challenges in Namibia, where do you believe it would be most valuable for the World Bank to focus its knowledge work and activities in the next few years? (Choose no more than THREE)

Percentage of Respondents (Responses Combined)	City of Windhoek	Other Areas
Public sector governance/ reform*	38.2%	0.0%
Gender	2.6%	12.5%
Industrial development	26.3%	37.5%
Foreign direct investment	7.9%	12.5%
Water and sanitation	6.6%	12.5%
International trade competitiveness	10.5%	12.5%
Energy	7.9%	12.5%
Disaster management	0.0%	0.0%
Social protection	0.0%	0.0%
Land reform	2.6%	12.5%
Poverty reduction	21.1%	12.5%
Law and justice (e.g., judicial system)	2.6%	0.0%
Anti-corruption	7.9%	12.5%
Financial markets	7.9%	12.5%
Reduce inequality	9.2%	0.0%
Urban development*	0.0%	25.0%
Crime and violence	0.0%	0.0%
Education and skills	51.3%	75.0%
Global/regional integration	5.3%	0.0%
Information and communications technology	1.3%	0.0%
Transport (e.g., roads, ports, rail, bridges)	3.9%	0.0%
Agricultural development	7.9%	12.5%
Mining, oil, gas, and natural resource management	1.3%	0.0%
Job creation/employment	15.8%	12.5%
Health	5.3%	0.0%
Economic growth	21.1%	0.0%
Rural development	5.3%	12.5%
Food security	1.3%	0.0%
Environmental sustainability and climate change	7.9%	12.5%
Regulatory framework	3.9%	0.0%
State-owned enterprise governance	3.9%	0.0%
Affordable housing	6.6%	0.0%

*Significantly different between locations

D. The World Bank's Knowledge (continued)

In Namibia, how effective do you believe the World Bank's knowledge work and activities are at:

(1-Not effective at all, 10-Very effective)

The World Bank's Knowledge Work and Activities

	Which best represents your geographic location?					
	City of Windhoek			Other Areas		
	N	Mean	SD	N	Mean	SD
Enhancing your knowledge and/or skills	62	4.77	2.01	7	5.00	2.58
Supporting implementation of Government programs*	59	5.34	1.54	6	7.00	1.55
Assisting Namibia in finding solutions to its development challenges	60	4.87	1.78	6	6.33	2.07
Assisting the Government in implementing policies, projects, and programs*	61	5.26	1.61	6	6.67	1.37
Helping Namibians learn from counterparts in other countries and share Namibia's successes with the world	60	5.15	2.09	7	5.86	3.08

*Significantly different between locations

In Namibia, to what extent do you believe that the World Bank's knowledge work and activities:

(1-To no degree at all, 10-To a very significant degree)

The World Bank's Knowledge Work and Activities

	Which best represents your geographic location?					
	City of Windhoek			Other Areas		
	N	Mean	SD	N	Mean	SD
Are timely	53	4.75	1.74	3	6.67	2.52
Include appropriate level of stakeholder involvement during preparation	60	4.98	1.76	3	6.33	3.06
Are relevant to Namibia's development priorities	59	5.39	1.71	4	6.50	2.38
Provide feasible recommendations*	58	5.43	1.76	2	8.50	.71
Are accessible (well written and easy to understand)	59	5.81	1.95	5	5.40	2.51
Are source of relevant information on global good practices.	59	6.08	2.02	5	6.80	2.49
Are useful in terms of the work you do	62	5.56	2.33	7	5.86	2.97
Are adequately disseminated	62	4.84	2.10	5	5.80	2.77
Are appropriately translated	51	5.12	2.14	5	6.80	1.64
Are adaptable to Namibia's specific development challenges and country circumstances	61	5.08	1.93	6	5.67	2.07

*Significantly different between locations

The World Bank's Knowledge Work and Activities

	Which best represents your geographic location?					
	City of Windhoek			Other Areas		
	N	Mean	SD	N	Mean	SD
Overall, how significant a contribution do you believe the World Bank's knowledge work and activities make to development results in your country, on a ten-point scale?	60	5.50	1.46	6	6.50	1.38
Overall, how would you rate the technical quality of the World Bank's knowledge work and activities, on a ten-point scale?	60	6.87	1.59	5	7.20	1.30

(1-Not significant at all, 10-Very significant; 1-Very low technical quality, 10-Very high technical quality)

E. Working with the World Bank

To what extent do you agree/disagree with the following statements? (1-Strongly disagree, 10-Strongly agree)

Working with the World Bank

	Which best represents your geographic location?					
	City of Windhoek			Other Areas		
	N	Mean	SD	N	Mean	SD
World Bank loans and guarantees are useful instruments for supporting Government policies, programs, and projects*	60	5.82	1.94	6	8.33	1.63
The World Bank effectively monitors and evaluates the support it provides*	52	5.87	1.85	5	8.00	1.87
The World Bank provides practical solutions to Namibia's development challenges	62	4.85	1.74	7	5.43	2.37
Working with the World Bank increases Namibia's institutional capacity*	64	5.89	1.84	7	7.71	1.25
The World Bank ensures consistency and continuity through staff changes*	35	4.94	1.68	4	7.00	2.16
The World Bank's teams and visits are well coordinated*	48	5.75	1.83	3	8.00	2.00
Where country systems (e.g., procurement, financial management, etc.) are adequate, the World Bank makes appropriate use of them*	40	5.08	1.83	3	7.67	1.53
The World Bank provides effective implementation support (i.e., supervision of projects)	49	5.76	1.94	4	7.00	2.83

*Significantly different between locations

F. The Future Role of the World Bank in Namibia

The Future Role of the World Bank in Namibia

	Which best represents your geographic location?					
	City of Windhoek			Other Areas		
	N	Mean	SD	N	Mean	SD
How significant a role do you believe the World Bank SHOULD play in Namibia's development in the near future, on a ten-point scale?	72	7.69	1.65	7	8.43	1.27

(1-Not a significant role at all, 10-Very significant role)

Which of the following SHOULD the World Bank do to make itself of greater value in Namibia? (Choose no more than TWO)

Percentage of Respondents (Responses Combined)	City of Windhoek	Other Areas
Improve the quality of its experts as related to Namibia's specific challenges	31.9%	0.0%
Reduce the complexity of obtaining World Bank financing	33.3%	37.5%
Focus primarily on advocacy issues	13.9%	25.0%
Improve the competitiveness of its financing compared to markets (e.g., cost, timeliness, and other terms)	11.1%	0.0%
Reach out more to groups outside of government	44.4%	25.0%
Ensure greater selectivity in its work*	0.0%	12.5%
Provide more adequate data/knowledge/ statistics/figures on Namibia's economy*	16.7%	50.0%
Offer more innovative financial products	22.2%	37.5%
Offer more innovative knowledge services	11.1%	12.5%
Increase availability of fee-based/reimbursable advisory services	5.6%	0.0%
Work faster	2.8%	0.0%
Other	4.2%	0.0%

*Significantly different between locations

F. The Future Role of the World Bank in Namibia (continued)

Below is a list of development priorities in the National Development Plan IV. Please answer the following questions:

Which TWO areas below would benefit most from the World Bank playing a leading role among international partners in Namibia? (Choose no more than TWO)

Percentage of Respondents (Responses Combined)	City of Windhoek	Other Areas
Develop Namibia as a logistics hub	33.8%	28.6%
Make Namibia the most competitive tourism destination in sub-Saharan Africa*	13.5%	57.1%
Increase the size and scope of Namibia's manufacturing sector	23.0%	0.0%
Increase growth of the agricultural sector	14.9%	14.3%
Reduce the incidence of severe poverty	17.6%	0.0%
Ensure that Namibia has the most competitive economy in SADC	21.6%	42.9%
Raise the quality of education and skills	36.5%	28.6%
Ensure that all Namibians have access to affordable and high-quality health care	9.5%	14.3%
Improve the extent and quality of public infrastructure	28.4%	14.3%

*Significantly different between locations

Which TWO areas below should receive little or no support from the World Bank in Namibia? (Choose no more than TWO)

Percentage of Respondents (Responses Combined)	City of Windhoek	Other Areas
Develop Namibia as a logistics hub	25.8%	28.6%
Make Namibia the most competitive tourism destination in sub-Saharan Africa	43.5%	28.6%
Increase the size and scope of Namibia's manufacturing sector	25.8%	0.0%
Increase growth of the agricultural sector	16.1%	42.9%
Reduce the incidence of severe poverty	12.9%	14.3%
Ensure that Namibia has the most competitive economy in SADC	14.5%	42.9%
Raise the quality of education and skills	12.9%	0.0%
Ensure that all Namibians have access to affordable and high-quality health care	24.2%	42.9%
Improve the extent and quality of public infrastructure	12.9%	0.0%

Please check TWO areas below that you believe should be left to the Government to manage without World Bank support. (Choose no more than TWO)

Percentage of Respondents (Responses Combined)	City of Windhoek	Other Areas
Develop Namibia as a logistics hub	9.5%	28.6%
Make Namibia the most competitive tourism destination in sub-Saharan Africa	30.2%	28.6%
Increase the size and scope of Namibia's manufacturing sector	14.3%	14.3%
Increase growth of the agricultural sector	15.9%	0.0%
Reduce the incidence of severe poverty	30.2%	42.9%
Ensure that Namibia has the most competitive economy in SADC	22.2%	14.3%
Raise the quality of education and skills	27.0%	42.9%
Ensure that all Namibians have access to affordable and high-quality health care	28.6%	0.0%
Improve the extent and quality of public infrastructure	17.5%	28.6%

G. Communication and Information Sharing

How do you get most of your information about economic and social development issues in Namibia? (Choose no more than TWO)

Percentage of Respondents (Responses Combined)	City of Windhoek	Other Areas
Local newspapers	85.9%	87.5%
International newspapers	3.8%	0.0%
Local radio	6.4%	12.5%
International radio	0.0%	0.0%
Local television	25.6%	25.0%
International television	12.8%	0.0%
Periodicals	10.3%	12.5%
Internet	43.6%	50.0%
Social media (Facebook, Twitter, YouTube)	2.6%	0.0%
Blogs	0.0%	0.0%
Mobile phones*	0.0%	12.5%
Instant messaging	0.0%	0.0%
Other	5.1%	0.0%

*Significantly different between locations

How would you prefer to receive information from the World Bank? (Choose no more than TWO)

Percentage of Respondents (Responses Combined)	City of Windhoek	Other Areas
World Bank website	55.1%	37.5%
Direct contact with World Bank (i.e., face to face meetings/discussions)	12.8%	12.5%
e-newsletters	34.6%	37.5%
Instant messaging	3.8%	12.5%
World Bank seminars/ workshops/conferences	33.3%	37.5%
Namibia Development Information Centre at the Polytechnic	6.4%	12.5%
World Bank publications and other written materials	29.5%	0.0%
Mobile phones	3.8%	12.5%
Social media (Facebook, Twitter, YouTube)*	5.1%	25.0%
Blogs	0.0%	0.0%
Other	2.6%	12.5%

*Significantly different between locations

Are you aware of the World Bank's Access to Information Policy under which the Bank will now disclose any information in its possession that is not a list of exceptions?

Percentage of Respondents	City of Windhoek	Other Areas
Yes	17.6%	14.3%
No	82.4%	85.7%

Have you requested information from the World Bank on its activities in the past year?

Percentage of Respondents	City of Windhoek	Other Areas
Yes	19.7%	12.5%
No	80.3%	87.5%

G. Communication and Information Sharing (continued)**Were you able to obtain this information?**

Percentage of Respondents	City of Windhoek	Other Areas
Yes	62.5%	50.0%
No	37.5%	50.0%

Do you have access to the Internet?

Percentage of Respondents	City of Windhoek	Other Areas
Yes	95.7%	100.0%
No	4.3%	0.0%

Do you use/have used the World Bank website?

Percentage of Respondents	City of Windhoek	Other Areas
Yes	70.4%	37.5%
No	29.6%	62.5%

Which do you primarily use?

Percentage of Respondents	City of Windhoek	Other Areas
The World Bank's country website (www.worldbank.org/namibia)	32.4%	40.0%
The World Bank's main website (www.worldbank.org)	67.6%	60.0%

Which Internet connection do you use primarily when visiting a World Bank website?

Percentage of Respondents	City of Windhoek	Other Areas
High speed	90.0%	66.7%
Dial-up	10.0%	33.3%

Do you use/have you used the World Bank's Development Information Centre at the Polytechnic in Namibia?

Percentage of Respondents	City of Windhoek	Other Areas
Yes	4.0%	12.5%
No	68.0%	50.0%
I don't know what Development Information Centre is	28.0%	37.5%

Please rate how much you agree with the following statements, on a ten point scale. (1-Strongly disagree, 10-Strongly agree)**Communication and Information Sharing**

	Which best represents your geographic location?					
	City of Windhoek			Other Areas		
	N	Mean	SD	N	Mean	SD
I use/consult World Bank data more currently than I did a few years ago	69	4.43	2.60	6	5.50	3.89
The World Bank-supported Namibia Development Information Centre is a valuable source of information related to development in Namibia.	16	4.75	2.29	2	5.50	.71
I find the World Bank websites easy to navigate.	53	6.28	1.99	4	6.75	2.99
I find the information on the World Bank's websites useful.	53	6.57	1.87	4	6.50	2.89
When I need information from the World Bank I know how to find it (e.g., whom to call, where to reach them, etc.)	56	5.46	2.58	4	5.00	3.83
The World Bank is responsive to my information requests and inquiries	38	6.21	2.12	3	7.00	4.36

H. Background Information

Currently, do you professionally collaborate/work with the World Bank in your country?

Percentage of Respondents	City of Windhoek	Other Areas
Yes	30.3%	37.5%
No	69.7%	62.5%

Which of the following describes most of your exposure to the World Bank in Namibia?
(Choose no more than TWO)

Percentage of Respondents (Responses Combined)	City of Windhoek	Other Areas
Observer (i.e., follow in media, discuss in informal conversations, etc.)	32.4%	50.0%
Use World Bank reports/data	28.4%	37.5%
Engage in World Bank related/sponsored events/activities	27.0%	12.5%
Collaborate as part of my professional duties	21.6%	12.5%
Use World Bank website for information, data, research, etc.	35.1%	37.5%

Appendix D: Indicator Questions as a Function of Exposure to the Bank

Indicator Question	H3. Currently, do you professionally collaborate/ work with the World Bank?		H4. Which of the following describes most of your exposure to the World Bank in Namibia? (Choose no more than TWO)									
			Observer		Use WB reports/data		Engage in WB activities		Collaborate		Use WB website	
	No Mean	Yes Mean	No Mean	Yes Mean	No Mean	Yes Mean	No Mean	Yes Mean	No Mean	Yes Mean	No Mean	Yes Mean
Overall, please rate your impression of the World Bank's effectiveness in Namibia, on a ten-point scale?	4.91	5.62	5.49	4.64	5.02	5.57	5.31	4.88	5.16	5.33	4.95	5.68
The World Bank's financial instruments (i.e., investment lending, Development Policy Loan, Trust Funds, Program 4 Result, etc.) meet the needs of Namibia	4.86	4.50	4.83	4.62	4.61	5.05	4.70	4.93	4.88	4.25	4.56	5.09
The World Bank meets Namibia's needs for knowledge services (e.g., research, analysis, data, technical assistance)	5.50	5.85	5.93	4.86	5.11	6.50	5.73	5.12	5.45	6.08	5.36	5.96
Overall the World Bank currently plays a relevant role in development in Namibia	5.40	5.92	5.92	5.00	5.37	6.17	5.65	5.56	5.52	6.00	5.56	5.74
The World Bank's work is aligned with what I consider the development priorities for Namibia	5.02	5.79	5.54	4.73	5.00	5.91	5.37	5.05	5.19	5.63	5.09	5.62
Responsiveness	5.34	6.22	6.03	4.76	5.56	5.79	5.78	5.27	5.33	6.75	5.33	6.21
Openness (sharing data and other information)	6.13	6.30	6.45	5.68	5.89	6.79	6.45	5.50	6.19	6.25	5.84	6.88
Collaboration with groups outside of the Government (e.g., NGOs, academia, private sector)	5.59	6.06	5.95	5.14	5.73	5.57	5.60	5.88	5.52	6.33	5.33	6.25
Collaboration with the Government	6.51	6.67	6.66	6.35	6.37	6.92	6.70	6.12	6.54	6.64	6.26	7.04
Collaboration with other development partners	5.82	5.85	6.17	5.06	5.53	6.45	6.05	5.31	5.80	6.00	5.42	6.55
To what extent does the World Bank's work help to achieve development results in Namibia, on a ten-point scale?	5.30	5.68	5.57	5.10	5.41	5.45	5.53	5.12	5.34	5.73	5.19	5.84
Are adaptable to Namibia's specific development challenges and country circumstances	5.13	5.52	5.51	4.50	4.91	5.78	5.45	4.56	5.11	5.57	4.78	5.88
Overall, how significant a contribution do you believe the World Bank's knowledge work and activities make to development results in your country, on a ten-point	5.70	5.68	5.89	5.14	5.40	6.08	5.84	5.12	5.63	5.75	5.33	6.21
Overall, how would you rate the technical quality of the World Bank's knowledge work and activities, on a ten-point scale?	6.86	7.14	7.31	6.15	6.74	7.35	7.10	6.50	6.80	7.50	6.67	7.38
Where country systems (e.g., procurement, financial management, etc.) are adequate, the World Bank makes appropriate use of them	5.27	5.54	5.77	4.38	5.29	5.50	5.46	5.13	5.44	5.00	4.86	6.27

Yellow highlight indicates significant difference between Yes and No mean.

Appendix E: Namibia FY 2013 Questionnaire



World Bank Country Survey FY13 – Namibia

The World Bank is interested in gauging the views of clients and partners who are either involved in development in Namibia or who observe activities related to social and economic development. The following survey is meant to give the World Bank's team that works in Namibia, greater insight into how the Bank's work is perceived. This is one tool the World Bank uses to assess the views of its critical stakeholders. With this understanding, the World Bank hopes to develop more effective strategies, outreach and programs that support development in Namibia. The World Bank commissioned an independent firm to oversee the logistics of this effort in Namibia. This ensures anonymity and confidentiality. We hope you'll be candid. To complete the survey, please circle/check the response that most accurately reflects your opinion. **If you prefer not to answer a question, please leave it blank.**

PLEASE NOTE: IN SOME CASES THE SURVEY WILL ASK FOR A SPECIFIC NUMBER OF RESPONSES. PLEASE DO NOT CHOOSE ANY MORE THAN REQUESTED. IF MORE RESPONSES ARE CHOSEN, DATA CANNOT BE INCLUDED IN ANALYSIS.

SECTION A: GENERAL ISSUES FACING NAMIBIA

A1. In general would you say that Namibia is headed in 2013 in ...?	
1	The right direction
2	The wrong direction
3	Not sure

SECTION A: GENERAL ISSUES

A2. Listed below are a number of development priorities in Namibia.			
Please identify which of the following you consider the most important development priorities in Namibia? (Choose no more than THREE)			
1	Social protection (e.g., pensions, targeted social assistance)	17	Education and skills
2	Transport (e.g., roads, ports, rail, bridges)	18	Poverty reduction
3	Public sector governance/ reform (i.e., government effectiveness, public financial management, public expenditure, fiscal system reform)	19	Energy
4	Global/regional integration	20	Food security
5	Gender (e.g., achieve equity, reduce gender-based violence)	21	Land reform
6	Industrial development	22	Agricultural development
7	Foreign direct investment	23	International trade competitiveness
8	Water and sanitation	24	Crime and violence
9	Anti corruption	25	Economic growth
10	Job creation/employment	26	Law and justice (e.g., judicial system)
11	Rural development	27	Regulatory framework
12	Financial markets (e.g., resilience, competition, financial inclusion)	28	Affordable housing
13	Urban development	29	State-owned enterprise governance
14	Environmental sustainability and climate change	30	Mining, oil, gas, and natural resource management
15	Reduce inequality	31	Disaster management
16	Health (e.g., HIV/AIDS, non-communicable diseases, health care financing)	32	Information and communications technology

SECTION A: GENERAL ISSUES

A3. Poverty reduction is a broad term that encompasses work in many different areas.			
Which THREE areas of development listed below do you believe would contribute most to reducing poverty in Namibia? (Choose no more than THREE)			
1	Water and sanitation	17	Anti corruption
2	Reduce inequality	18	Industrial development
3	Economic growth	19	Foreign direct investment
4	Land reform	20	Education and skills
5	Global/regional integration	21	Energy
6	Gender (e.g., achieve equity, reduce gender-based violence)	22	Public sector governance/ reform (i.e., government effectiveness, public financial management, public expenditure, fiscal system reform)
7	Rural development	23	Mining, oil, gas, and natural resource management
8	Urban development	24	Environmental sustainability and climate change
9	Regulatory framework	25	Disaster management
10	State-owned enterprise governance	26	Health (e.g., HIV/AIDS, non-communicable diseases, health care financing)
11	Social protection (e.g., pensions, targeted social assistance)	27	Agricultural development
12	Law and justice (e.g., judicial system)	28	Job creation/employment
13	Transport (e.g., roads, ports, rail, bridges)	29	Financial markets (e.g., resilience, competition, financial inclusion)
14	Crime and violence	30	International trade competitiveness
15	Affordable housing	31	Food security
16	Information and communications technology		

SECTION A: GENERAL ISSUES

A4. Economic growth can be driven by a number of factors.			
Which THREE areas below do you believe would contribute most to generating economic growth in Namibia? (Choose no more than THREE)			
1	Energy	16	Affordable housing
2	Gender (e.g., achieve equity, reduce gender-based violence)	17	International trade competitiveness
3	Reduce inequality	18	Public sector governance/ reform (i.e., government effectiveness, public financial management, public expenditure, fiscal system reform)
4	Social protection (e.g., pensions, targeted social assistance)	19	Industrial development
5	Global/regional integration	20	Job creation/employment
6	Land reform	21	Agricultural development
7	Anti corruption	22	Food security
8	Disaster management	23	Transport (e.g., roads, ports, rail, bridges)
9	Rural development	24	Mining, oil, gas, and natural resource management
10	Foreign direct investment	25	Environmental sustainability and climate change
11	Urban development	26	Health (e.g., HIV/AIDS, non-communicable diseases, health care financing)
12	Water and sanitation	27	State-owned enterprise governance
13	Education and skills	28	Law and justice (e.g., judicial system)
14	Information and communications technology	29	Crime and violence
15	Regulatory framework	30	Financial markets (e.g., resilience, competition, financial inclusion)

PLEASE NOTE: IN SOME CASES THE SURVEY WILL ASK FOR A SPECIFIC NUMBER OF RESPONSES. PLEASE DO NOT CHOOSE ANY MORE THAN REQUESTED. IF MORE RESPONSES ARE CHOSEN, DATA CANNOT BE INCLUDED IN ANALYSIS.

SECTION B: OVERALL ATTITUDES TOWARD THE WORLD BANK

B1. How familiar are you with the work of the World Bank in Namibia, on a ten point scale?

1	2	3	4	5	6	7	8	9	10
Not familiar at all					Extremely familiar				

B2. Overall, please rate your impression of the World Bank's effectiveness in Namibia, on a ten point scale?

1	2	3	4	5	6	7	8	9	10	<input type="checkbox"/>
Not effective at all								Very effective		Don't know

B3. To what extent do you believe the World Bank's staff is well prepared (e.g., skills and knowledge) to help Namibia solve its most complicated development challenges, on a ten point scale?

1	2	3	4	5	6	7	8	9	10	<input type="checkbox"/>
To no degree at all								To a very significant degree		Don't know

B4. When thinking about how the World Bank can have the most impact on development results in Namibia, in which sectoral areas do you believe the World Bank should focus most of its attention and resources in Namibia? (Choose no more than THREE)

1	Social protection (e.g., pensions, targeted social assistance)	17	Reduce inequality
2	Public sector governance/ reform (i.e., government effectiveness, public financial management, public expenditure, fiscal system reform)	18	Health (e.g., HIV/AIDS, non-communicable diseases, health care financing)
3	Transport (e.g., roads, ports, rail, bridges)	19	Education and skills
4	Poverty reduction	20	Food security
5	Global/regional integration	21	Land reform
6	Gender (e.g., achieve equity, reduce gender-based violence)	22	Agricultural development
7	Crime and violence	23	International trade competitiveness
8	Industrial development	24	Economic growth
9	Rural development	25	Law and justice (e.g., judicial system)
10	Foreign direct investment	26	Regulatory framework
11	Water and sanitation	27	Affordable housing
12	Energy	28	State-owned enterprise governance
13	Job creation/employment	29	Mining, oil, gas, and natural resource management
14	Financial markets (e.g., resilience, competition, financial inclusion)	30	Anti corruption
15	Urban development	31	Information and communications technology
16	Environmental sustainability and climate change	32	Disaster management

SECTION B: OVERALL ATTITUDES TOWARD THE WORLD BANK

B5. When thinking about the World Bank's role, which activity do you believe is of greatest VALUE and which activity is of second greatest value in Namibia?

		Greatest Value (Choose only ONE)	Second Greatest Value (Choose only ONE)
1	Financial resources: investment lending	<input type="checkbox"/>	<input type="checkbox"/>
2	Financial resources: policy based lending / budget support to the Government	<input type="checkbox"/>	<input type="checkbox"/>
3	Mobilizing third party financial resources	<input type="checkbox"/>	<input type="checkbox"/>
4	Technical assistance	<input type="checkbox"/>	<input type="checkbox"/>
5	Policy advice	<input type="checkbox"/>	<input type="checkbox"/>
6	Development partner coordination	<input type="checkbox"/>	<input type="checkbox"/>
7	Data and statistics	<input type="checkbox"/>	<input type="checkbox"/>
8	Training/capacity building	<input type="checkbox"/>	<input type="checkbox"/>
9	Studies/analyses	<input type="checkbox"/>	<input type="checkbox"/>
10	Convening/facilitating	<input type="checkbox"/>	<input type="checkbox"/>
11	Linkage to non-Bank expertise (i.e., South-South knowledge sharing)	<input type="checkbox"/>	<input type="checkbox"/>
12	Other (please specify): _____	<input type="checkbox"/>	<input type="checkbox"/>

B6. Which of the following do you identify as the World Bank's greatest WEAKNESSES in its work in Namibia? (Choose no more than TWO)

1	Imposing technocratic solutions without regard to political realities
2	Not exploring alternative policy options
3	Too bureaucratic in its operational policies and procedures
4	Staff too inaccessible
5	Arrogant in its approach
6	Lack of credibility of its knowledge/data
7	Not willing to honestly criticize policies and reform efforts in the country
8	Too influenced by developed countries
9	Not enough public disclosure of its work
10	World Bank processes too slow and complex
11	Not aligned with country priorities
12	Not aligned with other development partners' work
13	Not collaborating enough with the private sector, civil society, and other non-state actors
14	Not adequately sensitive to political/social realities in Namibia
15	Other (please specify): _____

SECTION B: OVERALL ATTITUDES TOWARD THE WORLD BANK

B7. Which World Bank instruments do you believe are the MOST effective in reducing poverty in Namibia? (Choose no more than TWO)

1	Capacity development
2	Policy based lending / budget support to the Government
3	Knowledge products/services (analytical work, studies, surveys, etc.)
4	Investment lending (financing specific projects)
5	Technical assistance (advice, best practice, international experience, etc.)
6	Trust Fund management
7	South-South knowledge exchange (i.e., facilitating peer learning between Namibia and other developing countries)
8	Other (please specify): _____
9	Don't know

B8. To what extent do you believe the World Bank SHOULD seek to influence the global development agenda as related to “global public goods” (e.g., climate change, communicable diseases, international financial systems, trade, etc.), on a ten point scale?

1	2	3	4	5	6	7	8	9	10	<input type="checkbox"/>
To no degree at all									To a very significant degree	Don't know

B9. In addition to the regular relations with the national government as its main interlocutor, which TWO of the following groups should the World Bank collaborate with more in your country to ensure better development results there? (Choose no more than TWO)

1	Non-governmental organizations (NGOs)
2	Local Government
3	Beneficiaries
4	Private sector
5	Community Based Organizations (CBOs)
6	Development partner community
7	Foundations
8	Academia/think tanks/research institutes
9	Parliament
10	Media
11	Faith-based organizations
12	Regional organizations (e.g., SADC, SACU, AU)
13	Other (please specify): _____

SECTION B: OVERALL ATTITUDES TOWARD THE WORLD BANK

To what extent do you agree with the following statements about the World Bank's work in Namibia, on a ten point scale?													
		Strongly disagree										Strongly agree	Don't know
		1	2	3	4	5	6	7	8	9	10		
B10	Overall the World Bank currently plays a relevant role in development in Namibia	1	2	3	4	5	6	7	8	9	10	<input type="checkbox"/>	
B11	The World Bank's work is aligned with what I consider the development priorities for Namibia	1	2	3	4	5	6	7	8	9	10	<input type="checkbox"/>	
B12	The World Bank programs and strategies are aligned with Namibia's Government plans and strategies	1	2	3	4	5	6	7	8	9	10	<input type="checkbox"/>	
B13	The World Bank treats clients and stakeholders in Namibia with respect	1	2	3	4	5	6	7	8	9	10	<input type="checkbox"/>	

To what extent is the World Bank an effective development partner in Namibia, in terms of each of the following?													
		To no degree at all										To a very significant degree	Don't know
		1	2	3	4	5	6	7	8	9	10		
B14	Responsiveness	1	2	3	4	5	6	7	8	9	10	<input type="checkbox"/>	
B15	Flexibility (in terms of the World Bank's products and services)	1	2	3	4	5	6	7	8	9	10	<input type="checkbox"/>	
B16	Flexibility (in terms of changing country circumstances)	1	2	3	4	5	6	7	8	9	10	<input type="checkbox"/>	
B17	Being inclusive	1	2	3	4	5	6	7	8	9	10	<input type="checkbox"/>	
B18	Openness (sharing data and other information)	1	2	3	4	5	6	7	8	9	10	<input type="checkbox"/>	
B19	Adequate in-country representation and accessibility of non-resident World Bank staff	1	2	3	4	5	6	7	8	9	10	<input type="checkbox"/>	
B20	Straightforwardness and honesty	1	2	3	4	5	6	7	8	9	10	<input type="checkbox"/>	
B21	Collaboration with groups outside of the Government (e.g., NGOs, academia, private sector)	1	2	3	4	5	6	7	8	9	10	<input type="checkbox"/>	
B22	Collaboration with the Government	1	2	3	4	5	6	7	8	9	10	<input type="checkbox"/>	
B23	Collaboration with other development partners	1	2	3	4	5	6	7	8	9	10	<input type="checkbox"/>	
B24	Follow through over time	1	2	3	4	5	6	7	8	9	10	<input type="checkbox"/>	

SECTION B: OVERALL ATTITUDES TOWARD THE WORLD BANK

B25. When World Bank assisted reform efforts fail or are slow to take place, which of the following would you attribute this to? (Choose no more than TWO)	
1	The World Bank works too slowly
2	The Government works inefficiently
3	There is not an adequate level of citizen/civil society participation
4	Poor coordination among development partners
5	The World Bank does not do adequate follow through/follow-up
6	Lack of/inadequate levels of capacity in Government
7	Political pressures and obstacles
8	Reforms are not well thought out in light of country challenges
9	The World Bank is not sensitive enough to political/social realities on the ground
10	Other (please specify): _____

PLEASE NOTE: IN SOME CASES THE SURVEY WILL ASK FOR A SPECIFIC NUMBER OF RESPONSES. PLEASE DO NOT CHOOSE ANY MORE THAN REQUESTED. IF MORE RESPONSES ARE CHOSEN, DATA CANNOT BE INCLUDED IN ANALYSIS.

SECTION C: WORLD BANK EFFECTIVENESS AND RESULTS

How effective do you believe the World Bank is in terms of the work it does in the following areas of development in Namibia, on a ten point scale?													
		Not effective at all										Very effective	Don't know
		1	2	3	4	5	6	7	8	9	10		
C1	Anti corruption	1	2	3	4	5	6	7	8	9	10	<input type="checkbox"/>	
C2	Information and communications technology	1	2	3	4	5	6	7	8	9	10	<input type="checkbox"/>	
C3	Transport (e.g., roads, ports, rail, bridges)	1	2	3	4	5	6	7	8	9	10	<input type="checkbox"/>	
C4	Crime and violence	1	2	3	4	5	6	7	8	9	10	<input type="checkbox"/>	
C5	Law and justice (e.g., judicial system)	1	2	3	4	5	6	7	8	9	10	<input type="checkbox"/>	
C6	Urban development	1	2	3	4	5	6	7	8	9	10	<input type="checkbox"/>	
C7	Environmental sustainability and climate change	1	2	3	4	5	6	7	8	9	10	<input type="checkbox"/>	
C8	Regulatory framework	1	2	3	4	5	6	7	8	9	10	<input type="checkbox"/>	
C9	State-owned enterprise governance	1	2	3	4	5	6	7	8	9	10	<input type="checkbox"/>	
C10	Affordable housing	1	2	3	4	5	6	7	8	9	10	<input type="checkbox"/>	
C11	Poverty reduction	1	2	3	4	5	6	7	8	9	10	<input type="checkbox"/>	
C12	Gender (e.g., achieve equity, reduce gender-based violence)	1	2	3	4	5	6	7	8	9	10	<input type="checkbox"/>	
C13	Industrial development	1	2	3	4	5	6	7	8	9	10	<input type="checkbox"/>	
C14	Foreign direct investment	1	2	3	4	5	6	7	8	9	10	<input type="checkbox"/>	
C15	Water and sanitation	1	2	3	4	5	6	7	8	9	10	<input type="checkbox"/>	
C16	International trade competitiveness	1	2	3	4	5	6	7	8	9	10	<input type="checkbox"/>	
C17	Economic growth	1	2	3	4	5	6	7	8	9	10	<input type="checkbox"/>	
C18	Energy	1	2	3	4	5	6	7	8	9	10	<input type="checkbox"/>	
C19	Disaster management	1	2	3	4	5	6	7	8	9	10	<input type="checkbox"/>	
C20	Public sector governance/ reform (i.e., government effectiveness, public financial management, public expenditure, fiscal system reform)	1	2	3	4	5	6	7	8	9	10	<input type="checkbox"/>	
C21	Job creation/employment	1	2	3	4	5	6	7	8	9	10	<input type="checkbox"/>	
C22	Financial markets (e.g., resilience, competition, financial inclusion)	1	2	3	4	5	6	7	8	9	10	<input type="checkbox"/>	
C23	Reduce inequality	1	2	3	4	5	6	7	8	9	10	<input type="checkbox"/>	
C24	Health (e.g., HIV/AIDS, non-communicable diseases, health care financing)	1	2	3	4	5	6	7	8	9	10	<input type="checkbox"/>	
C25	Rural development	1	2	3	4	5	6	7	8	9	10	<input type="checkbox"/>	
C26	Global/regional integration	1	2	3	4	5	6	7	8	9	10	<input type="checkbox"/>	
C27	Food security	1	2	3	4	5	6	7	8	9	10	<input type="checkbox"/>	
C28	Education and skills	1	2	3	4	5	6	7	8	9	10	<input type="checkbox"/>	
C29	Social protection (e.g., pensions, targeted social assistance)	1	2	3	4	5	6	7	8	9	10	<input type="checkbox"/>	
C30	Land reform	1	2	3	4	5	6	7	8	9	10	<input type="checkbox"/>	
C31	Agricultural development	1	2	3	4	5	6	7	8	9	10	<input type="checkbox"/>	
C32	Mining, oil, gas, and natural resource management	1	2	3	4	5	6	7	8	9	10	<input type="checkbox"/>	

SECTION C: WORLD BANK EFFECTIVENESS AND RESULTS

C33. To what extent does the World Bank's work help to achieve development results in Namibia, on a ten point scale?											
1	2	3	4	5	6	7	8	9	10	<input type="checkbox"/>	
To no degree at all									To a very significant degree		Don't know

To what extent do you agree with the following statements about the World Bank in Namibia, on a ten point scale?														
		Strongly disagree										Strongly agree		Don't know
C34	The World Bank's financial instruments (i.e., investment lending, Development Policy Loan, Trust Funds, Program 4 Result, etc.) meet the needs of Namibia	1	2	3	4	5	6	7	8	9	10	<input type="checkbox"/>		
C35	The World Bank meets Namibia's needs for knowledge services (e.g., research, analysis, data, technical assistance)	1	2	3	4	5	6	7	8	9	10	<input type="checkbox"/>		

PLEASE NOTE: IN SOME CASES THE SURVEY WILL ASK FOR A SPECIFIC NUMBER OF RESPONSES. PLEASE DO NOT CHOOSE ANY MORE THAN REQUESTED. IF MORE RESPONSES ARE CHOSEN, DATA CANNOT BE INCLUDED IN ANALYSIS.

SECTION D: THE WORLD BANK'S KNOWLEDGE WORK AND ACTIVITIES (i.e., ANALYSIS, STUDIES, RESEARCH, DATA, REPORTS, CONFERENCES)

D1. How frequently do you consult World Bank knowledge work and activities in the work you do?	
1	Weekly
2	Monthly
3	A few times a year
4	Rarely
5	Never

D2. When thinking about the development challenges in Namibia, where do you believe it would be most valuable for the World Bank to focus its knowledge work and activities in the next few years? (Choose no more than THREE)			
1	Public sector governance/ reform (i.e., government effectiveness, public financial management, public expenditure, fiscal system reform)	17	Crime and violence
2	Gender (e.g., achieve equity, reduce gender-based violence)	18	Education and skills
3	Industrial development	19	Global/regional integration
4	Foreign direct investment	20	Information and communications technology
5	Water and sanitation	21	Transport (e.g., roads, ports, rail, bridges)
6	International trade competitiveness	22	Agricultural development
7	Energy	23	Mining, oil, gas, and natural resource management
8	Disaster management	24	Job creation/employment
9	Social protection (e.g., pensions, targeted social assistance)	25	Health (e.g., HIV/AIDS, non-communicable diseases, health care financing)
10	Land reform	26	Economic growth
11	Poverty reduction	27	Rural development
12	Law and justice (e.g., judicial system)	28	Food security
13	Anti corruption	29	Environmental sustainability and climate change
14	Financial markets (e.g., resilience, competition, financial inclusion)	30	Regulatory framework
15	Reduce inequality	31	State-owned enterprise governance
16	Urban development	32	Affordable housing

SECTION D: THE WORLD BANK'S KNOWLEDGE WORK AND ACTIVITIES (i.e., ANALYSIS, STUDIES, RESEARCH, DATA, REPORTS, CONFERENCES)

In Namibia, how effective do you believe the World Bank's knowledge work and activities:												
		Not effective at all									Very effective	Don't know
D3	Enhancing your knowledge and/or skills	1	2	3	4	5	6	7	8	9	10	<input type="checkbox"/>
D4	Supporting implementation of Government programs	1	2	3	4	5	6	7	8	9	10	<input type="checkbox"/>
D5	Assisting Namibia in finding solutions to its development challenges	1	2	3	4	5	6	7	8	9	10	<input type="checkbox"/>
D6	Assisting the Government in implementing policies, projects, and programs	1	2	3	4	5	6	7	8	9	10	<input type="checkbox"/>
D7	Helping Namibians learn from counterparts in other countries and share Namibia's successes with the world	1	2	3	4	5	6	7	8	9	10	<input type="checkbox"/>

In Namibia, to what extent do you believe that the World Bank's knowledge work and activities:												
		To no degree at all									To a very significant degree	Don't know
D8	Are timely	1	2	3	4	5	6	7	8	9	10	<input type="checkbox"/>
D9	Include appropriate level of stakeholder involvement during preparation	1	2	3	4	5	6	7	8	9	10	<input type="checkbox"/>
D10	Are relevant to Namibia's development priorities	1	2	3	4	5	6	7	8	9	10	<input type="checkbox"/>
D11	Provide feasible recommendations	1	2	3	4	5	6	7	8	9	10	<input type="checkbox"/>
D12	Are accessible (well written and easy to understand)	1	2	3	4	5	6	7	8	9	10	<input type="checkbox"/>
D13	Are source of relevant information on global good practices.	1	2	3	4	5	6	7	8	9	10	<input type="checkbox"/>
D14	Are useful in terms of the work you do	1	2	3	4	5	6	7	8	9	10	<input type="checkbox"/>
D15	Are adequately disseminated	1	2	3	4	5	6	7	8	9	10	<input type="checkbox"/>
D16	Are appropriately translated	1	2	3	4	5	6	7	8	9	10	<input type="checkbox"/>
D17	Are adaptable to Namibia's specific development challenges and country circumstances	1	2	3	4	5	6	7	8	9	10	<input type="checkbox"/>

D18. Overall, how significant a contribution do you believe the World Bank's knowledge work and activities make to development results in your country, on a ten point scale?												
1	2	3	4	5	6	7	8	9	10	<input type="checkbox"/>		
Not significant at all									Very significant		Don't know	

D19. Overall, how would you rate the technical quality of the World Bank's knowledge work and activities, on a ten point scale?												
1	2	3	4	5	6	7	8	9	10	<input type="checkbox"/>		
Very low technical quality									Very high technical quality		Don't know	

SECTION E: WORKING WITH THE WORLD BANK

To what extent do you agree/disagree with the following statements, on a ten point scale?													
		Strongly disagree										Strongly agree	Don't know
		1	2	3	4	5	6	7	8	9	10		
E1	World Bank loans and guarantees are useful instruments for supporting Government policies, programs, and projects	1	2	3	4	5	6	7	8	9	10	<input type="checkbox"/>	
E2	The World Bank effectively monitors and evaluates the support it provides	1	2	3	4	5	6	7	8	9	10	<input type="checkbox"/>	
E3	The World Bank provides practical solutions to Namibia's development challenges	1	2	3	4	5	6	7	8	9	10	<input type="checkbox"/>	
E4	Working with the World Bank increases Namibia's institutional capacity	1	2	3	4	5	6	7	8	9	10	<input type="checkbox"/>	
E5	The World Bank ensures consistency and continuity through staff changes	1	2	3	4	5	6	7	8	9	10	<input type="checkbox"/>	
E6	The World Bank's teams and visits are well coordinated	1	2	3	4	5	6	7	8	9	10	<input type="checkbox"/>	
E7	Where country systems (e.g., procurement, financial management, etc.) are adequate, the World Bank makes appropriate use of them	1	2	3	4	5	6	7	8	9	10	<input type="checkbox"/>	
E8	The World Bank provides effective implementation support (i.e., supervision of projects)	1	2	3	4	5	6	7	8	9	10	<input type="checkbox"/>	

PLEASE NOTE: IN SOME CASES THE SURVEY WILL ASK FOR A SPECIFIC NUMBER OF RESPONSES. PLEASE DO NOT CHOOSE ANY MORE THAN REQUESTED. IF MORE RESPONSES ARE CHOSEN, DATA CANNOT BE INCLUDED IN ANALYSIS.

SECTION F: THE FUTURE ROLE OF THE WORLD BANK IN NAMIBIA

F1. How significant a role do you believe the World Bank SHOULD play in Namibia's development in the near future, on a ten point scale?										
1	2	3	4	5	6	7	8	9	10	<input type="checkbox"/>
Not a significant role at all									Very significant role	Don't know

F2. Which of the following SHOULD the World Bank do to make itself of greater value in Namibia? (Choose no more than TWO)	
1	Improve the quality of its experts as related to Namibia's specific challenges
2	Reduce the complexity of obtaining World Bank financing
3	Focus primarily on advocacy issues
4	Improve the competitiveness of its financing compared to markets (e.g., cost, timeliness, and other terms)
5	Reach out more to groups outside of government
6	Ensure greater selectivity in its work
7	Provide more adequate data/knowledge/statistics/figures on Namibia's economy
8	Offer more innovative financial products
9	Offer more innovative knowledge services
10	Increase availability of fee-based/reimbursable advisory services
11	Work faster
12	Other (please specify): _____

SECTION F: THE FUTURE ROLE OF THE WORLD BANK IN NAMIBIA

F3. Below is a list of priorities in National Development Plan IV. Please answer the following questions:				
Choose no more than TWO for each column		Which TWO areas below would benefit most from the World Bank playing a leading role among international partners in Namibia?	Which TWO areas below should receive little or no support from the World Bank in Namibia?	Please check TWO areas below that you believe should be left to the Government to manage without World Bank support.
1	Develop Namibia as a logistics hub	<input type="checkbox"/>	<input type="checkbox"/>	<input type="checkbox"/>
2	Make Namibia the most competitive tourism destination in sub-Saharan Africa	<input type="checkbox"/>	<input type="checkbox"/>	<input type="checkbox"/>
3	Increase the size and scope of Namibia's manufacturing sector	<input type="checkbox"/>	<input type="checkbox"/>	<input type="checkbox"/>
4	Increase growth of the agricultural sector	<input type="checkbox"/>	<input type="checkbox"/>	<input type="checkbox"/>
5	Reduce the incidence of severe poverty	<input type="checkbox"/>	<input type="checkbox"/>	<input type="checkbox"/>
6	Ensure that Namibia has the most competitive economy in SADC	<input type="checkbox"/>	<input type="checkbox"/>	<input type="checkbox"/>
7	Raise the quality of education and skills	<input type="checkbox"/>	<input type="checkbox"/>	<input type="checkbox"/>
8	Ensure that all Namibians have access to affordable and high-quality health care	<input type="checkbox"/>	<input type="checkbox"/>	<input type="checkbox"/>
9	Improve the extent and quality of public infrastructure (transportation, energy, water and sanitation, housing, and information and communications technology)	<input type="checkbox"/>	<input type="checkbox"/>	<input type="checkbox"/>

SECTION G: COMMUNICATION AND INFORMATION SHARING

G1. How do you get most of your information about economic and social development issues in Namibia? (Choose no more than TWO)	
1	Local newspapers
2	International newspapers
3	Local radio
4	International radio
5	Local television
6	International television
7	Periodicals
8	Internet
9	Social media (Facebook, Twitter, Youtube)
10	Blogs
11	Mobile phones
12	Instant messaging
13	Other (please specify): _____

G2. How would you prefer to receive information from the World Bank? (Choose no more than TWO)	
1	World Bank website
2	Direct contact with World Bank (i.e., face to face meetings/discussions)
3	e-newsletters
4	Instant messaging
5	World Bank seminars/workshops/conferences
6	Namibia Development Information Centre at the Polytechnic
7	World Bank publications and other written materials
8	Mobile phones
9	Social media (Facebook, Twitter, Youtube)
10	Blogs
11	Other (please specify): _____

G3	Are you aware of the World Bank's Access to Information Policy under which the Bank will now disclose any information in its possession that is not on a list of exceptions?	Yes	No
G4	Have you requested information from the World Bank on its activities in the past year? (If YES please go to Question G5; if NO please go to G6)	Yes	No
G5	Were you able to obtain this information?	Yes	No
G6	Do you have access to the Internet?	Yes	No
G7	Do you use/have you used the World Bank website?	Yes	No

SECTION G: COMMUNICATION AND INFORMATION SHARING

G8. Which do you primarily use? (Please mark only ONE response)	
1	The World Bank's country website (www.worldbank.org/namibia)
2	The World Bank's main website (www.worldbank.org)

G9. Which Internet connection do you use primarily when visiting a World Bank website?	
1	High speed
2	Dial-up

G10. Do you use/have you used the World Bank's Development Information Centre at the Polytechnic in Namibia?	
1	Yes
2	No
3	I don't know what Development Information Centre is

Please rate how much you agree with the following statements, on a ten point scale.													
		Strongly disagree								Strongly agree		Don't know	
G11	I use/consult World Bank data more currently than I did a few years ago	1	2	3	4	5	6	7	8	9	10	<input type="checkbox"/>	
G12	The World Bank-supported Namibia Development Information Centre is a valuable source of information related to development in Namibia. <i>(Only answer if you have used the NDIC)</i>	1	2	3	4	5	6	7	8	9	10	<input type="checkbox"/>	
G13	I find the World Bank websites easy to navigate. <i>(Only answer if you have used a World Bank website)</i>	1	2	3	4	5	6	7	8	9	10	<input type="checkbox"/>	
G14	I find the information on the World Bank's websites useful. <i>(Only answer if you have used a World Bank website)</i>	1	2	3	4	5	6	7	8	9	10	<input type="checkbox"/>	
G15	When I need information from the World Bank I know how to find it (e.g., whom to call, where to reach them, etc.)	1	2	3	4	5	6	7	8	9	10	<input type="checkbox"/>	
G16	The World Bank is responsive to my information requests and inquiries	1	2	3	4	5	6	7	8	9	10	<input type="checkbox"/>	

PLEASE NOTE: IN SOME CASES THE SURVEY WILL ASK FOR A SPECIFIC NUMBER OF RESPONSES. PLEASE DO NOT CHOOSE ANY MORE THAN REQUESTED. IF MORE RESPONSES ARE CHOSEN, DATA CANNOT BE INCLUDED IN ANALYSIS.

SECTION H: BACKGROUND INFORMATION

H1. Which of the following best describes your current position? (Please mark only ONE response)	
1	Office of the President, Prime Minister
2	Office of Minister
3	Office of Parliamentarian
4	Employee of a Ministry, Ministerial Department or Implementation Agency
5	Consultant/Contractor working on World Bank supported Project/Program
6	Project Management Unit (PMU) overseeing implementation of project
7	Local Government Office or Staff
8	Bilateral Agency
9	Multilateral Agency
10	Private Sector Organization/Firm
11	Private Foundation
12	Financial Sector/Private Bank
13	NGO
14	Community Based Organization
15	Media (Press, Radio, TV, Web, etc.)
16	Independent Government Institution (i.e., Regulatory Agency, Central Bank/oversight institution)
17	Trade Union
18	Faith-Based Group
19	Academia/Research Institute/Think Tank
20	Judiciary Branch
21	Other (please specify): _____

H2. Please identify the primary specialization of your work. (Please mark only ONE response)			
1	Agriculture/ rural development / food security	10	Law and justice / regulatory framework
2	Climate change / disaster management	11	Natural resource management / environmental sustainability
3	Education	12	Private sector development / foreign direct investment
4	Energy	13	Public sector governance / public financial management / anti corruption
5	Financial markets / banking	14	Social protection
6	Gender / equality of opportunity	15	Transport
7	Health / communicable/non-communicable diseases	16	Urban development
8	Information and communications technology	17	Water and sanitation
9	Job creation/employment	18	Other (please specify): _____

SECTION H: BACKGROUND INFORMATION

H3. Currently, do you professionally collaborate/work with the World Bank in your country?	
1	Yes
2	No

H4. Which of the following describes most of your exposure to the World Bank in Namibia? (Choose no more than TWO)	
1	Observer (i.e., follow in media, discuss in informal conversations, etc.)
2	Use World Bank reports/data
3	Engage in World Bank related/sponsored events/activities
4	Collaborate as part of my professional duties
5	Use World Bank website for information, data, research, etc.

H5. Which best represents your geographic location?	
1	City of Windhoek
2	Northern Namibia
3	Central Namibia (other than Windhoek)
4	Southern Namibia

Thank you for completing the survey!