



Paraguay

The World Bank
Country Survey FY 2013

Report of Findings
August 2013



CountryOpinionSurveys
THE WORLD BANK GROUP

Table of Contents

| | |
|---|----|
| I. Objectives | 3 |
| II. Methodology..... | 3 |
| III. Demographics of the Sample..... | 5 |
| IV. General Issues Facing Paraguay..... | 10 |
| V. Overall Attitudes toward the World Bank | 15 |
| VI. Sectoral Effectiveness..... | 22 |
| VII. How the World Bank Operates..... | 26 |
| VIII. The Future Role of the World Bank in Paraguay | 29 |
| IX. World Bank Knowledge and Instruments | 33 |
| X. Communication and Openness..... | 42 |
| XI. Appendices..... | 48 |



I. Objectives

This survey was designed to achieve the following objectives:

- Assist the World Bank in gaining a better understanding of how stakeholders in Paraguay perceive the Bank;
- Obtain systematic feedback from stakeholders in Paraguay regarding:
 - Their views regarding the general environment in Paraguay;
 - Their overall attitudes toward the World Bank in Paraguay;
 - Overall impressions of the World Bank's effectiveness and results, knowledge work and activities, and communication and information sharing in Paraguay; and
 - Perceptions of the World Bank's future role in Paraguay.
- Use data to help inform Paraguay country team's strategy.

II. Methodology

In May and June 2013, 260 stakeholders of the World Bank in Paraguay were invited to provide their opinions on the Bank's assistance to the country by participating in a country survey. Participants in the survey were drawn from among the office of the President; the office of a Minister; the office of a Parliamentarian; employees of a ministry, ministerial department, or implementation agency; consultants/contractors working on World Bank-supported projects/programs; project management units (PMUs) overseeing implementation of a project; local government officials or staff; bilateral agencies; multilateral agencies; private sector organizations; private foundations; the financial sector/private banks; NGOs; community-based organizations (CBOs); the media; independent government institutions; trade unions; faith-based groups; academia/research institutes/think tanks; and the judiciary branch. A total of 152 stakeholders participated in the country survey (58% response rate).

Respondents received questionnaires via courier and returned completed questionnaires similarly. Respondents were asked about: general issues facing Paraguay; their overall attitudes toward the World Bank; the World Bank's effectiveness and results; the World Bank's knowledge work and activities; working with the World Bank; the Bank's future role in Paraguay; and the Bank's communication and information sharing in Paraguay.

Every country that engages in the Country Survey must include specific indicator questions that will be aggregated for the World Bank's annual Corporate Scorecard. These questions are identified throughout the survey report.

- A. General Issues Facing Paraguay: Respondents were asked to indicate whether Paraguay is headed in the right direction, what they thought were the most important development priorities, which areas would contribute most to reducing poverty and generating economic growth in Paraguay, and how to best achieve "shared prosperity".

II. Methodology (continued)

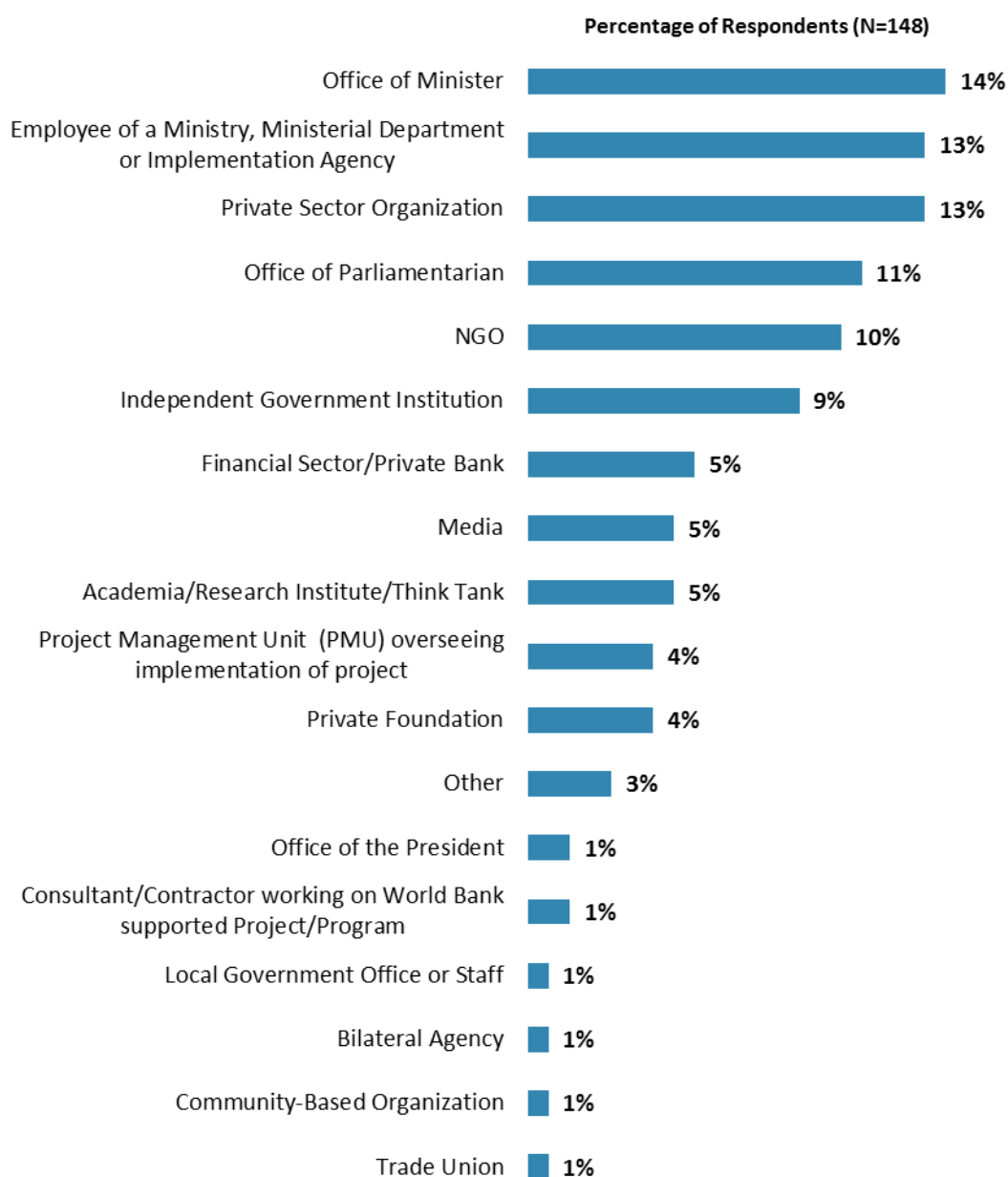
- B. Overall Attitudes toward the World Bank: Respondents were asked to rate their familiarity with and the effectiveness of the World Bank, Inter-American Development Bank, and Latin American Development Bank. Respondents were asked to rate Bank staff preparedness to help Paraguay solve its development challenges, their agreement with various statements regarding the Bank's work, the extent to which the Bank is an effective development partner, and that the Bank's services meet the national development needs of Paraguay. Respondents were also asked to indicate the sectoral areas on which it would be most productive for the Bank to focus its resources, the Bank's greatest values and greatest weaknesses in its work, and with which stakeholder groups the Bank should collaborate more.
- C. World Bank Effectiveness and Results: Respondents were asked to rate the extent to which the Bank's work helps achieve development results in Paraguay, the extent to which the Bank meets Paraguay's needs for knowledge services and financial instruments, and the Bank's level of effectiveness across eighteen development areas, such as social protection.
- D. The World Bank's Knowledge Work and Activities: Respondents were asked to indicate how frequently they consult Bank knowledge work and activities, the areas on which the Bank should focus its knowledge work and activities, and to rate the quality of the Bank's knowledge work and activities, including how significant of a contribution it makes to development results and its technical quality. Respondents were also asked if they consulted the most recent LAC Flagship Report and if so, to evaluate it.
- E. Working with the World Bank: Respondents were asked to rate their level of agreement with a series of statements regarding working with the Bank.
- F. The Future Role of the World Bank in Paraguay: Respondents were asked to rate how significant a role the Bank and international development cooperation should play in Paraguay's development in the near future and to what extent they believe the Bank has moved in the right direction over the last three years. Respondents were also asked to indicate what the Bank should do to make itself of greater value in Paraguay and which services the Bank should offer more of in Paraguay.
- G. Communication and Information Sharing: Respondents were asked to indicate how they get information about economic and social development issues, how they prefer to receive information from the Bank, their Internet access, and their usage and evaluation of the Bank's website. Respondents were asked about their awareness of the Bank's Access to Information policy, past information requests from the Bank, and their level of agreement that they use more data from the World Bank as a result of the Bank's Open Data policy. Respondents were also asked about their level of agreement that they know how to find information from the Bank and that the Bank is responsive to information requests.
- H. Background Information: Respondents were asked to indicate their current position, specialization, whether they professionally collaborate with the World Bank, their exposure to the Bank in Paraguay, and geographic location.

In addition, when possible, responses from respondents completing this year's country survey were compared to responses from the 154 respondents (34% response rate) who completed the survey in FY 2008. Notations and/or charts are included when these comparisons were possible.

III. Demographics of the Sample

Current Position

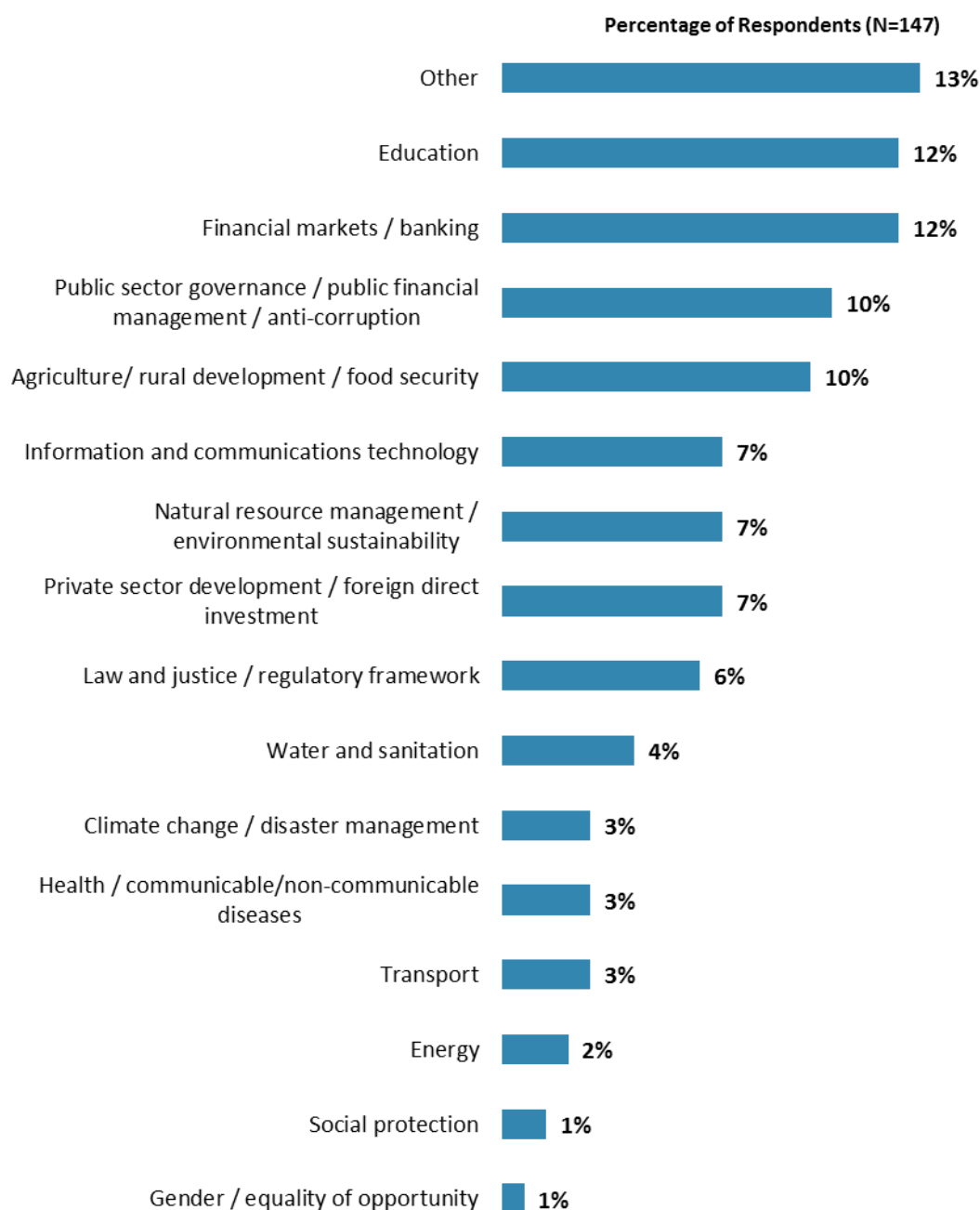
- For further analyses, respondents from the office of a Minister were combined with those from the office of the President; respondents from PMUs were combined with consultants working on Bank-supported projects; respondents from private foundations and CBOs were combined with NGOs; respondents from the financial sector/private banks were combined with those from the private sector; and the few respondents from local government, bilateral agencies, and trade unions were included in the “Other” category.



“Which of the following best describes your current position?” (Respondents chose from a list.)

III. Demographics of the Sample (continued)

Area of Primary Specialization

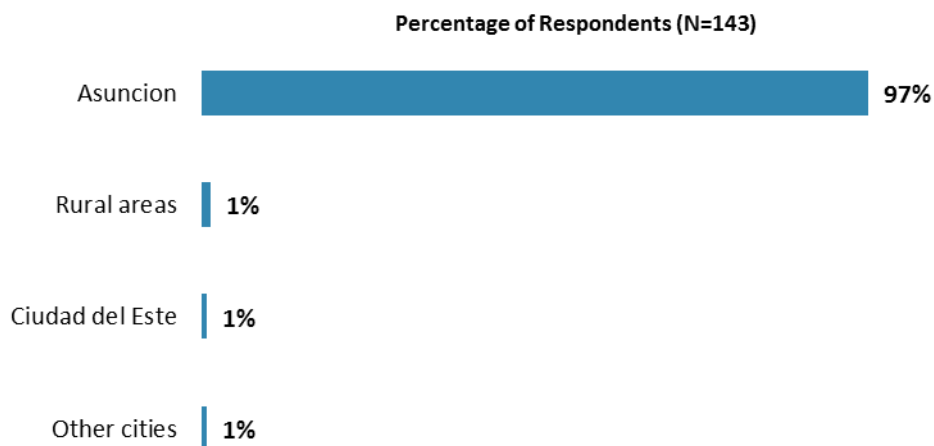


"Please identify the primary specialization of your work." (Respondents chose from a list.)

III. Demographics of the Sample (continued)

Geographic Location

- Because of the small number of respondents from areas other than Asuncion, comparisons between geographic locations could not be analyzed.



“Which best represents your geographic location?” (Respondents chose from a list.)

III. Demographics of the Sample (continued)

Collaboration with and Exposure to the World Bank

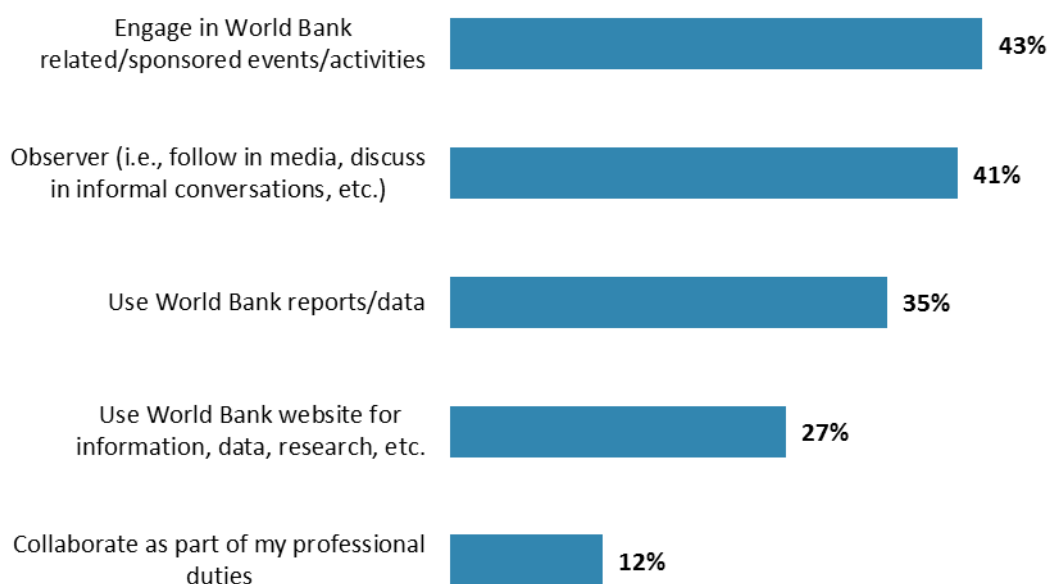
- Differences in responses to the indicator questions, based on levels of collaboration and exposure to the World Bank in Paraguay, can be found in Appendix E (see page 84). Please note that where these two factors appear to have a significant relationship with overall views of the Bank, it is highlighted in yellow in that table.

Percentage of Respondents (N=140)



"Currently, do you professionally collaborate/work with the World Bank in your country?"

Percentage of Respondents (N=123)

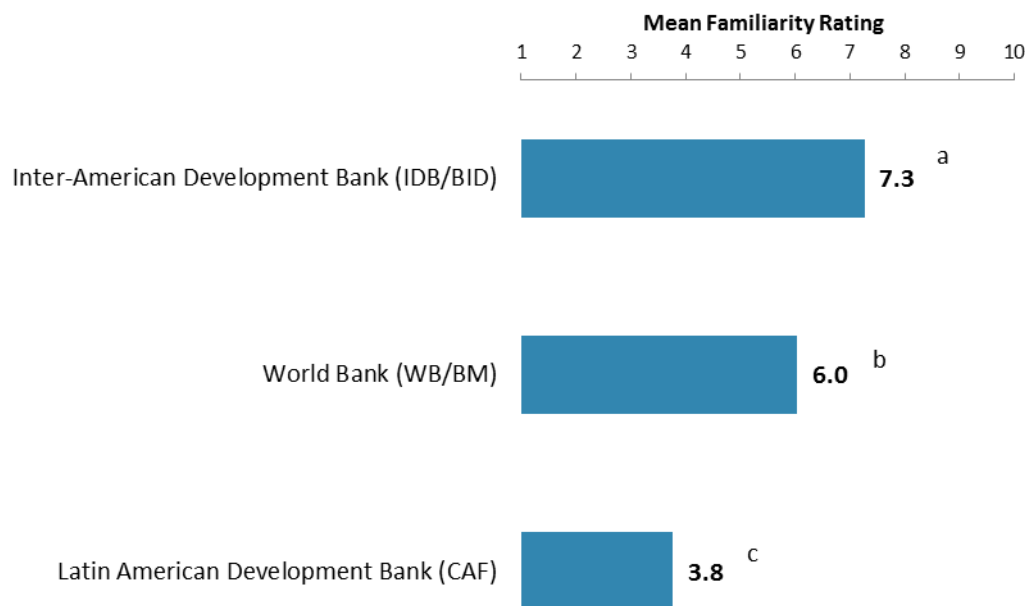


"Which of the following describes most of your exposure to the World Bank in Paraguay?
(Choose no more than TWO)" (Respondents chose from a list. Responses combined.)

III. Demographics of the Sample (continued)

Familiarity with the World Bank

- Familiarity with the World Bank in Paraguay received a mean rating of 6.0 across all respondents, statistically similar to the mean level of familiarity received in the FY '08 country survey (6.3).
- Familiarity with the World Bank was significantly lower than the levels of familiarity indicated for the Inter-American Development Bank, but was significantly higher than the levels of familiarity indicated for the Latin American Development Bank.
- Consultants on Bank-supported projects/PMUs had the highest levels of familiarity with the World Bank whereas respondents from the office of a Parliamentarian had significantly lower levels of familiarity with the Bank.
- Respondents' ratings of familiarity with the Bank were significantly, strongly correlated with their perceptions of the Bank's overall effectiveness in Paraguay, the Bank's relevance to Paraguay's development, and the Bank's ability to help achieve development results in Paraguay.

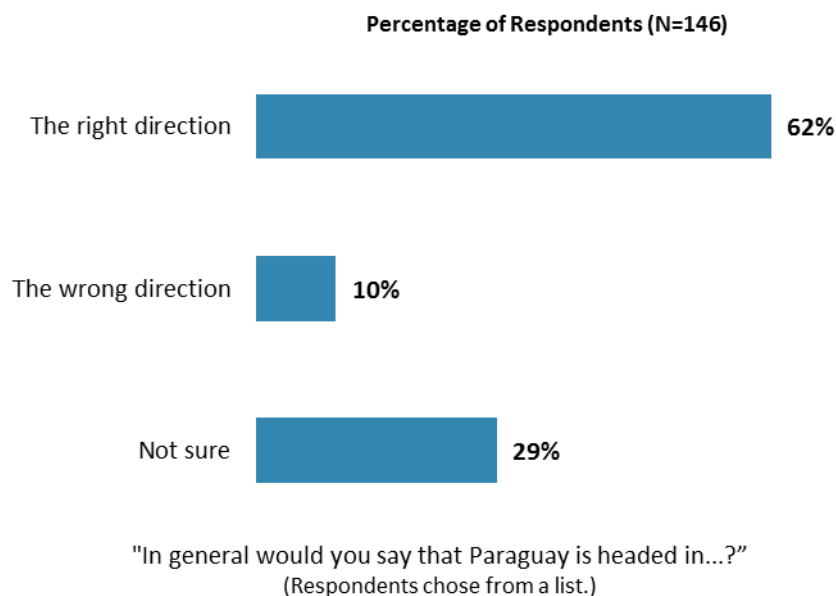


"How familiar are you with the work of these organizations in Paraguay?"
 (1 - "Not familiar at all", 10 - "Extremely familiar"; Unique letters are significantly different.)

IV. General Issues Facing Paraguay

Paraguay Headed in the Right Direction

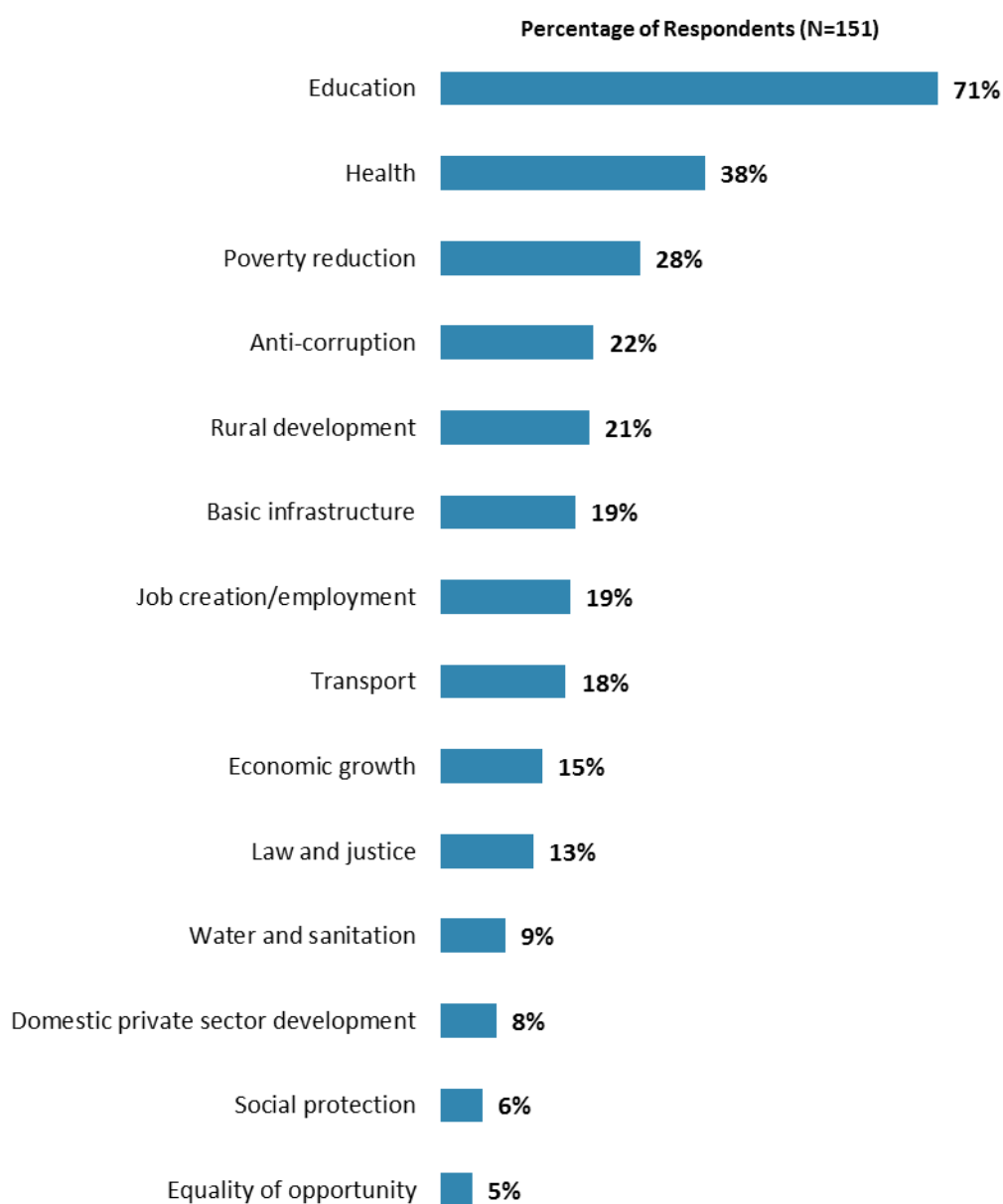
- The majority of employees of ministries, consultants on Bank-supported projects/PMUs, and respondents from the office of the President/Minister, the office of a Parliamentarian, the private sector/financial sector/private banks, independent government institutions, and other organizations indicated that Paraguay was headed in the right direction.
- The majority of respondents from NGOs/CBOs/private foundations and the media indicated that they were not sure if Paraguay was headed in the right or wrong direction.
- Respondents from academia were equally split between Paraguay being headed in the right direction and being not sure.



IV. General Issues Facing Paraguay (continued)

Development Priority

- In the FY '08 country survey, respondents indicated that government effectiveness/governance¹ was the most important development priority for Paraguay (41%).



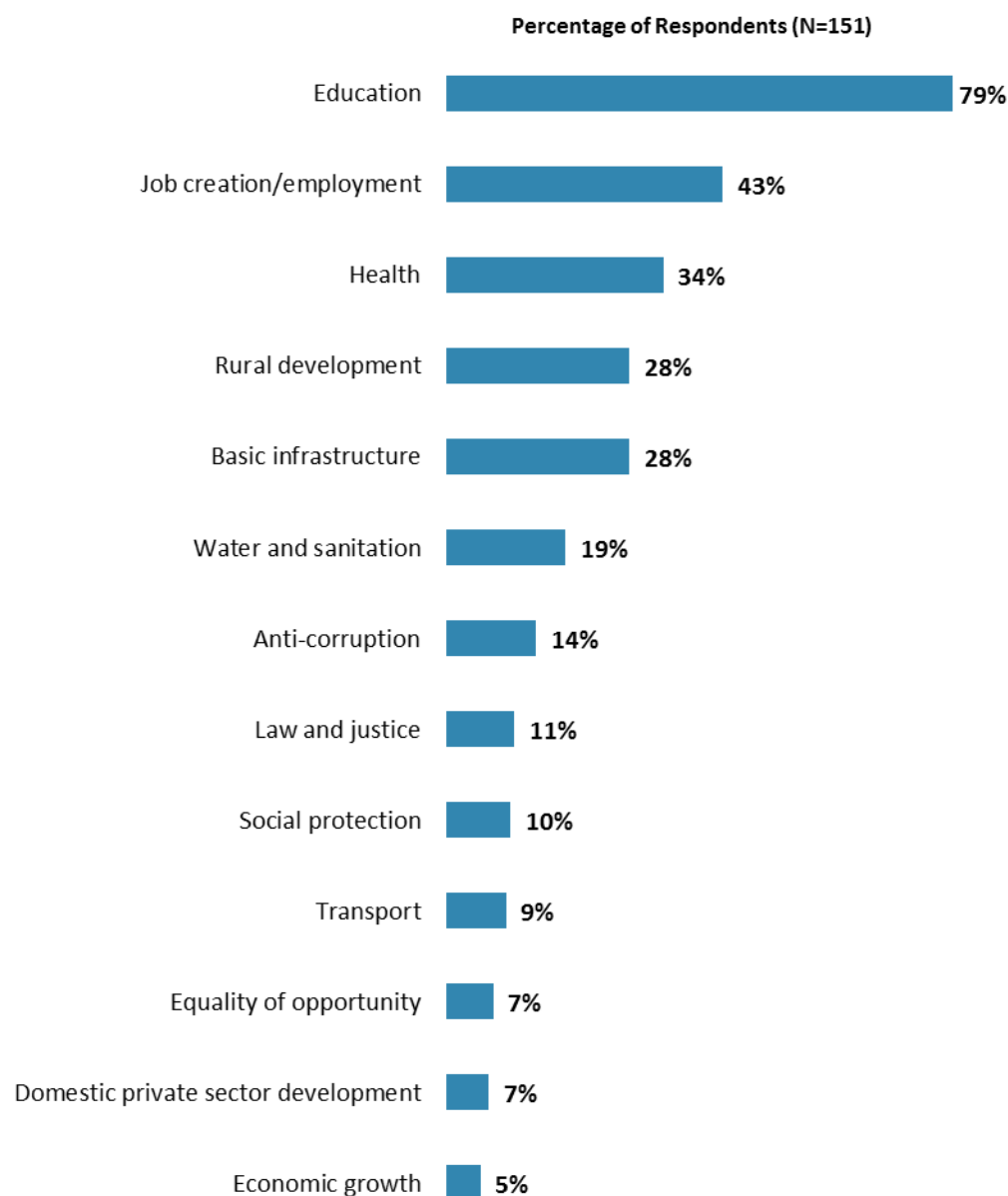
“Listed below are a number of development priorities in Paraguay. Please identify which of the following you consider the most important development priorities in Paraguay. (Choose no more than THREE)” (Respondents chose from a list. Responses combined. Top 14 shown.)

¹This response option was not offered in the FY '13 country survey.

IV. General Issues Facing Paraguay (continued)

Factors Contributing to Poverty Reduction

- In the FY '08 country survey, respondents indicated that improving the quality of education (40%), increasing income generating activities/employment (35%), and agriculture development to support small farmers¹ (28%) would contribute most to poverty reduction in Paraguay.



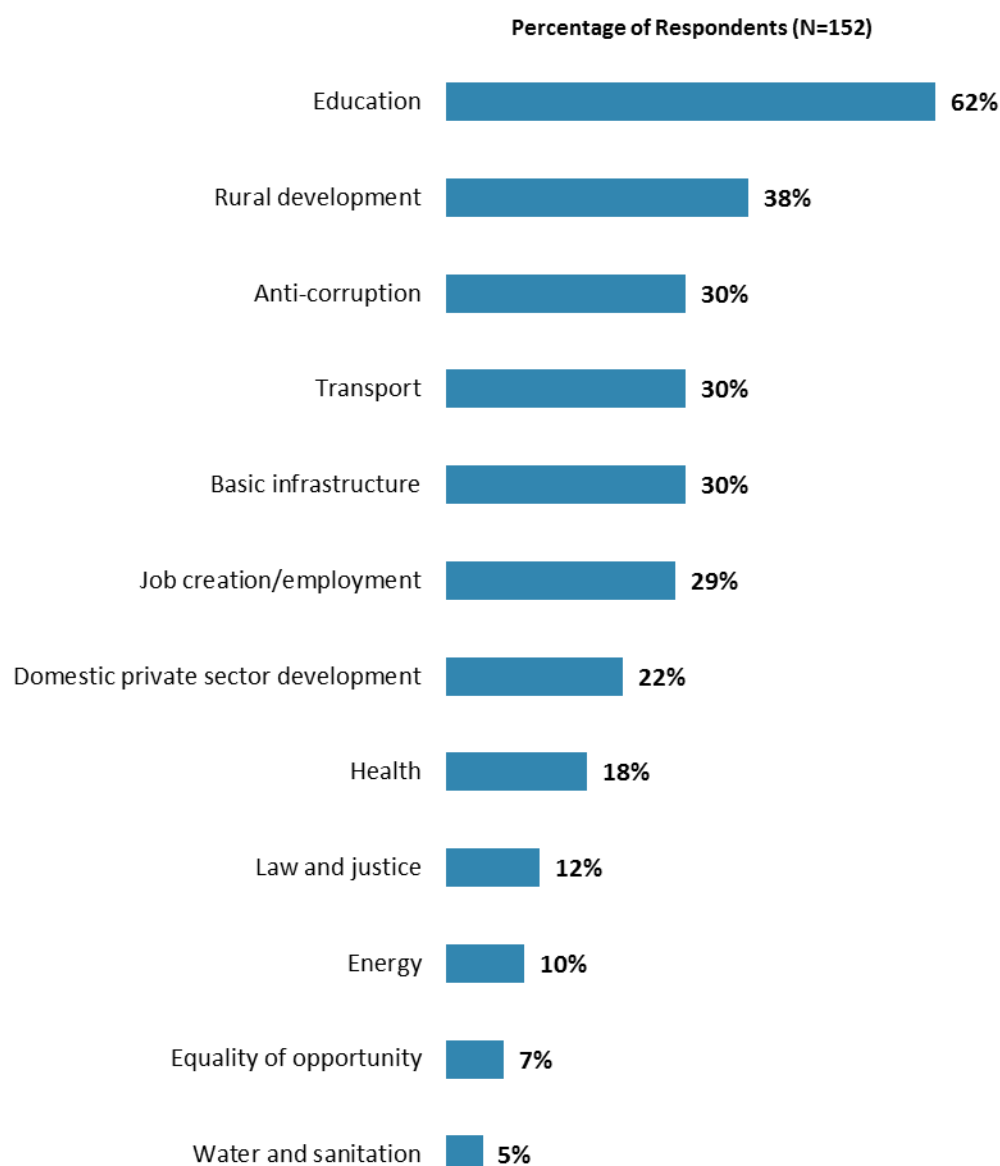
“Poverty reduction is a broad term that encompasses work in many different areas. Which THREE areas of development listed below do you believe would contribute most to reducing poverty in Paraguay?” (Respondents chose from a list. Responses combined. Top 13 shown.)

¹This response option was not offered in the FY '13 country survey.

IV. General Issues Facing Paraguay (continued)

Factors Contributing to Economic Growth

- In the FY '08 country survey, respondents indicated that supporting small and medium size enterprise development¹ (28%), education (22%), and private sector growth (21%) would contribute most to generating sustainable economic growth in Paraguay.
- The majority of respondents across most stakeholder groups indicated that education would contribute to generating economic growth in Paraguay, except respondents from academia who were more likely to choose domestic private sector development.

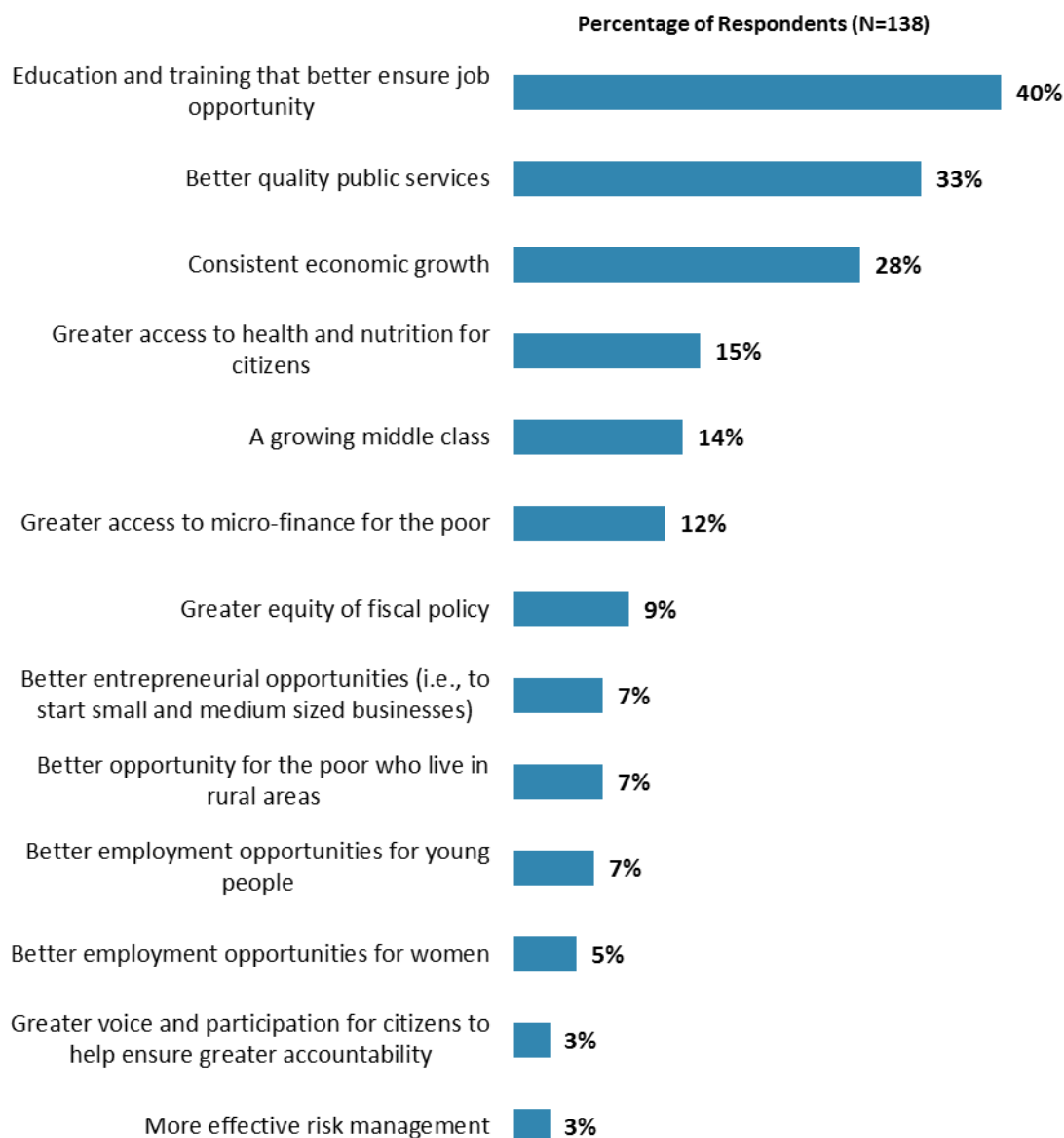


“Economic growth can be driven by a number of factors. Which THREE areas below do you believe would contribute most to generating economic growth in Paraguay? (Choose no more than THREE)” (Respondents chose from a list. Responses combined. Top 12 shown.)

¹This response option was not offered in the FY '13 country survey.

IV. General Issues Facing Paraguay (continued)

Factors Contributing to “Shared Prosperity”



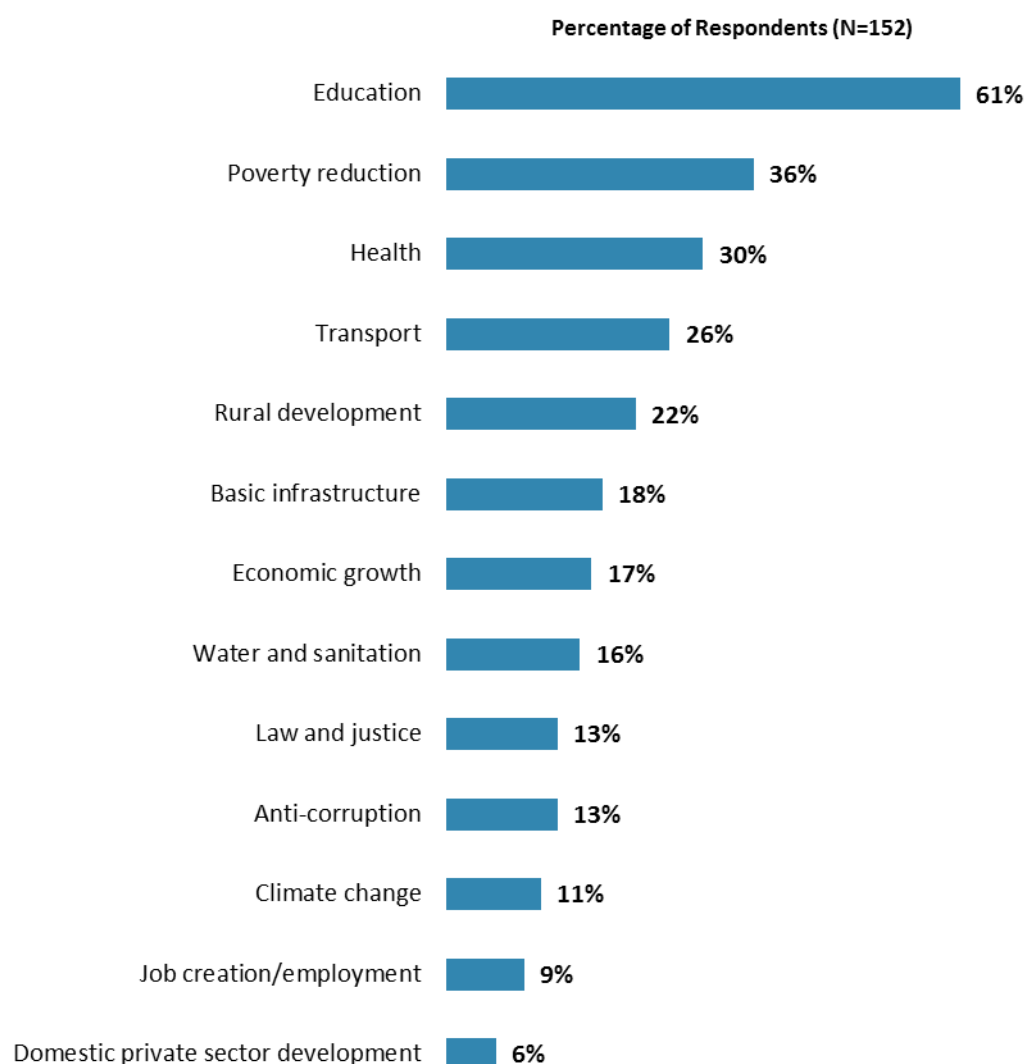
“When thinking about the idea of “shared prosperity” in your country, which of the following TWO best illustrate how this would be achieved in Paraguay? (Choose no more than TWO)”
(Respondents chose from a list. Responses combined.)

V. Overall Attitudes toward the World Bank

As noted in the “Methodology” section, the indicator questions referred to throughout the survey report are questions that are asked in every country that engages in the Country Survey. These will be aggregated for the Bank’s annual Corporate Scorecard.

Focusing World Bank Resources

- In the FY '08 country survey, respondents indicated that it would be most productive for the Bank to focus on increasing access to and quality of education (28%).

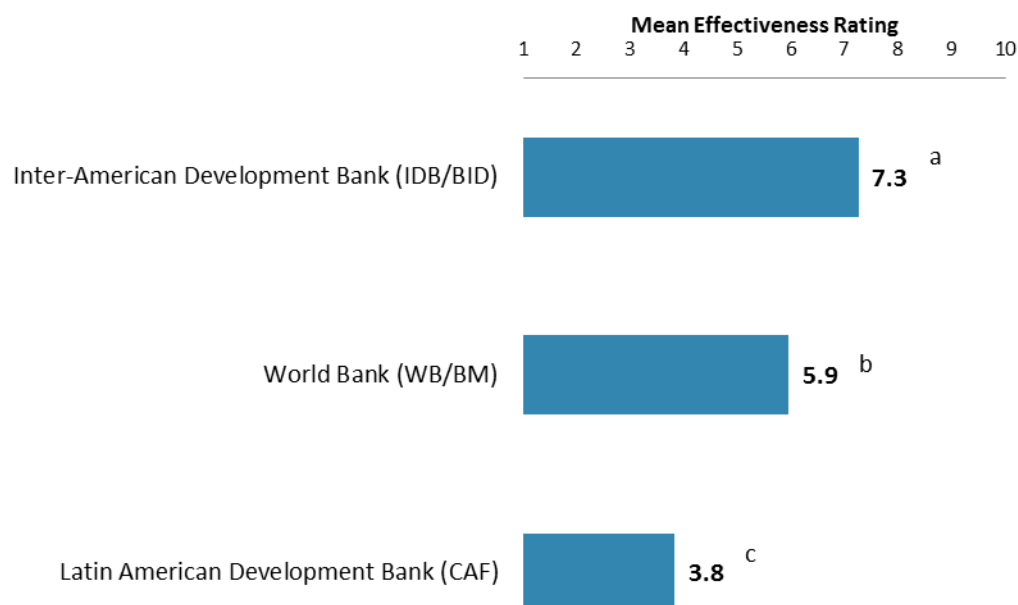


“When thinking about how the World Bank can have the most impact on development results in Paraguay, in which sectoral areas do you believe the World Bank should focus most of its attention and resources in Paraguay? (Choose no more than THREE)”
(Respondents chose from a list. Responses combined. Top 13 shown.)

V. Overall Attitudes toward the World Bank (continued)

The World Bank's Overall Effectiveness (*Indicator Question*)

- The World Bank's effectiveness in Paraguay received a mean rating of 5.9 across all respondents, significantly lower than the mean overall effectiveness rating received in the FY '08 country survey (6.6).
- Respondents' ratings for the World Bank's effectiveness in Paraguay were significantly lower than the effectiveness ratings for the Inter-American Development Bank, but significantly higher than the effectiveness ratings for the Latin American Development Bank
- Consultants on Bank-supported projects/PMUs gave the highest ratings for the World Bank's effectiveness in Paraguay whereas respondents from the office of a Parliamentarian had significantly lower effectiveness ratings for the Bank.

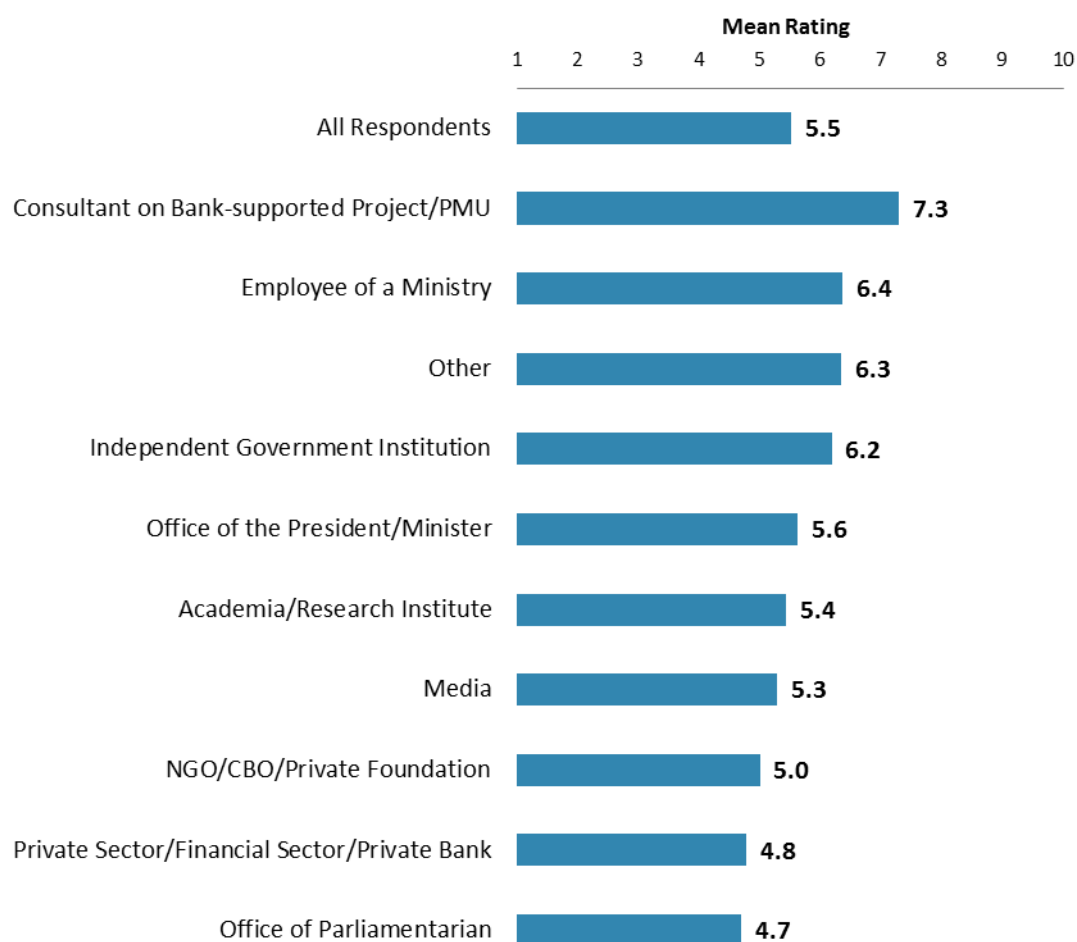


"Overall, please rate your impression of the effectiveness of these organizations in Paraguay."
 (1-Not effective at all, 10-Very effective; Unique letters are significantly different.)

V. Overall Attitudes toward the World Bank (continued)

The World Bank Achieves Development Results (*Indicator Question*)

- Consultants on Bank-supported projects/PMUs gave the highest ratings for the extent to which the World Bank's work achieves development results in Paraguay whereas respondents from the office of a Parliamentarian and the private sector/financial sector/private bank had significantly lower ratings.

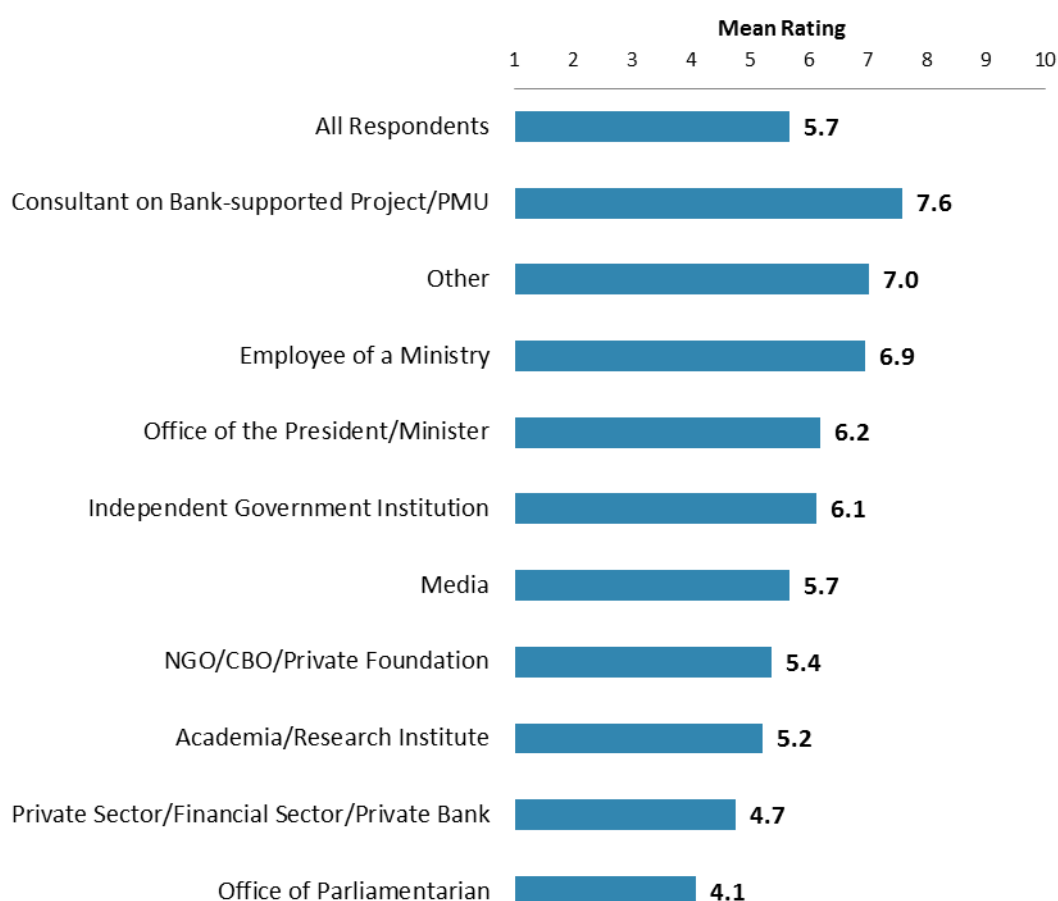


"To what extent does the World Bank's work help to achieve development results in Paraguay?"
 (1-"To no degree at all", 10-"To a very significant degree")

V. Overall Attitudes toward the World Bank (continued)

The Bank Moving in the Right Direction

- Consultants on Bank-supported projects/PMUs gave the highest ratings for the extent to which the World Bank has moved in the right direction in terms of the focus of its work in Paraguay whereas respondents from the office of a Parliamentarian and the private sector/financial sector/private bank had significantly lower ratings.

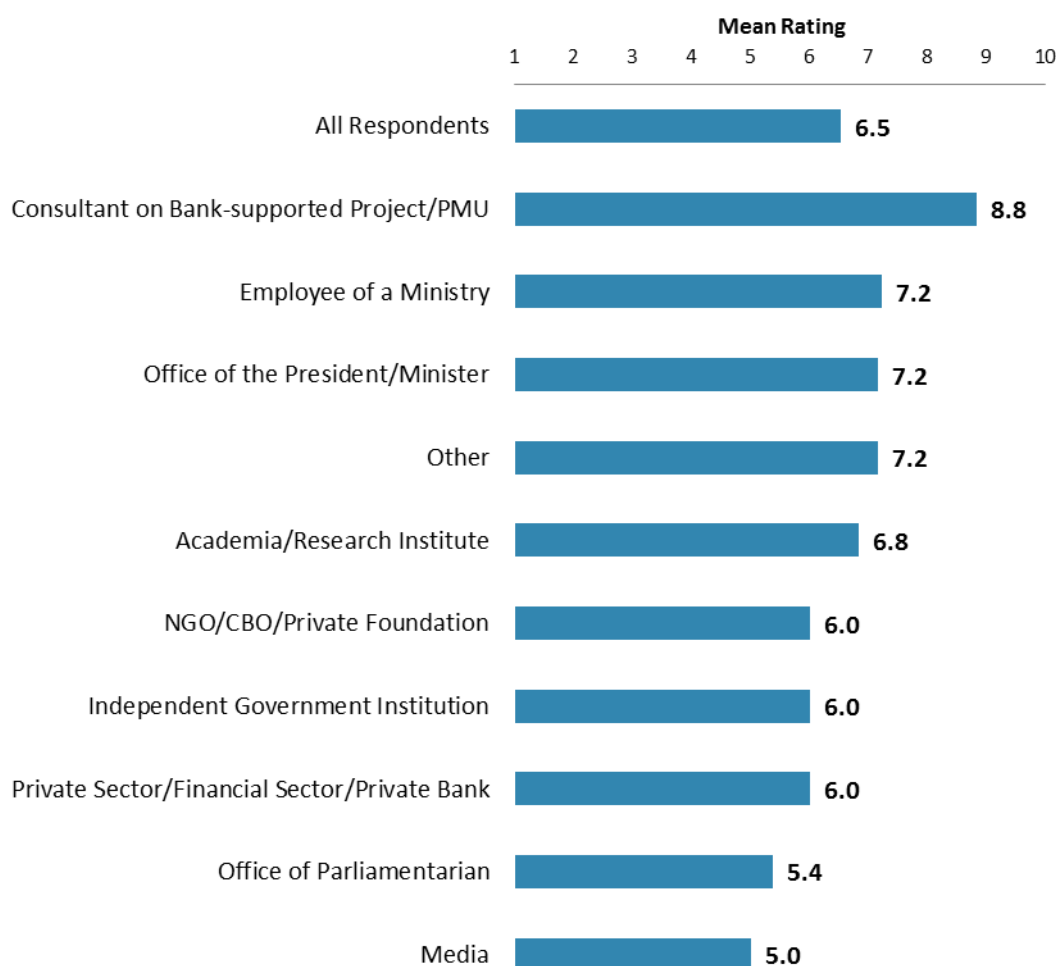


"In the last three years, to what extent do you believe that the World Bank has moved in the right direction in terms of the focus of its work in Paraguay?"
 (1-"To no degree at all", 10-"To a very significant degree")

V. Overall Attitudes toward the World Bank (continued)

Staff Preparedness (*Indicator Question*)

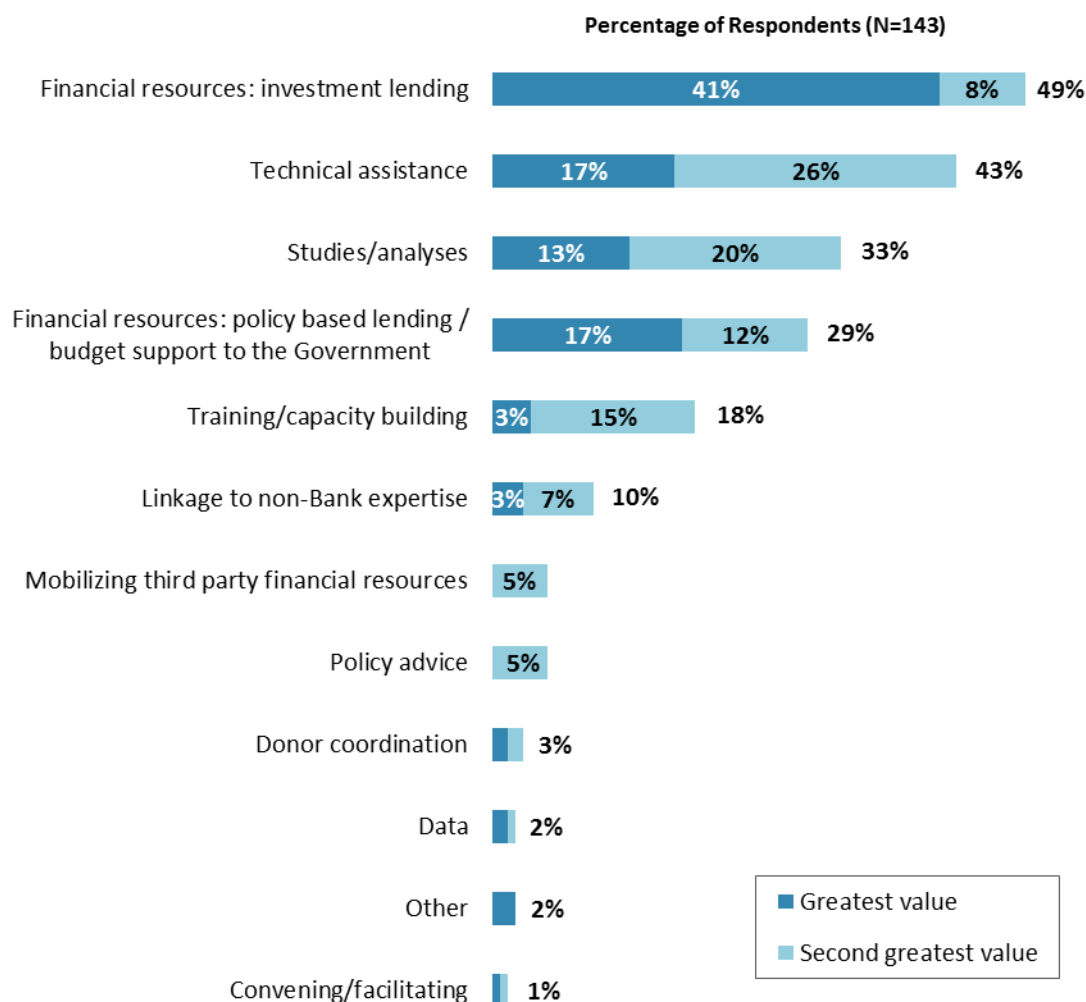
- Consultants on Bank-supported projects/PMUs gave the highest ratings for the extent to which the World Bank's staff is well prepared to help Paraguay solve its most complicated development challenges whereas respondents from the office of a Parliamentarian and the media had significantly lower ratings.



"To what extent do you believe the World Bank's staff is well prepared (e.g., skills and knowledge) to help Paraguay solve its most complicated development challenges?"
 (1-"To no degree at all", 10-"To a very significant degree")

V. Overall Attitudes toward the World Bank (continued)

Greatest Value

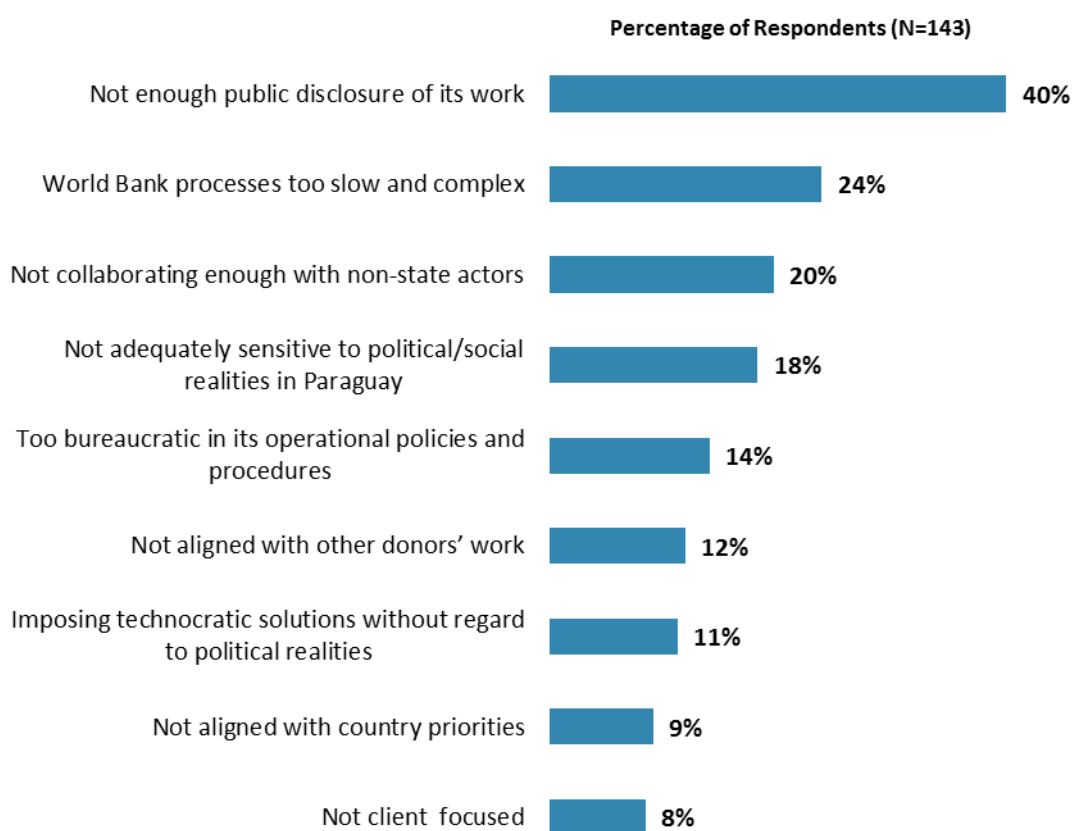


“When thinking about the World Bank’s role, which activity do you believe is of greatest VALUE and which activity is of second greatest value in Paraguay?” (Respondents chose from a list.)

V. Overall Attitudes toward the World Bank (continued)

Greatest Weakness

- Respondents in the FY '08 country survey indicated that the Bank's greatest weaknesses in its work were not enough focus on preventing corruption in Bank-financed projects¹ (53%) and imposing technocratic solutions without regard to political realities (40%) in Paraguay.

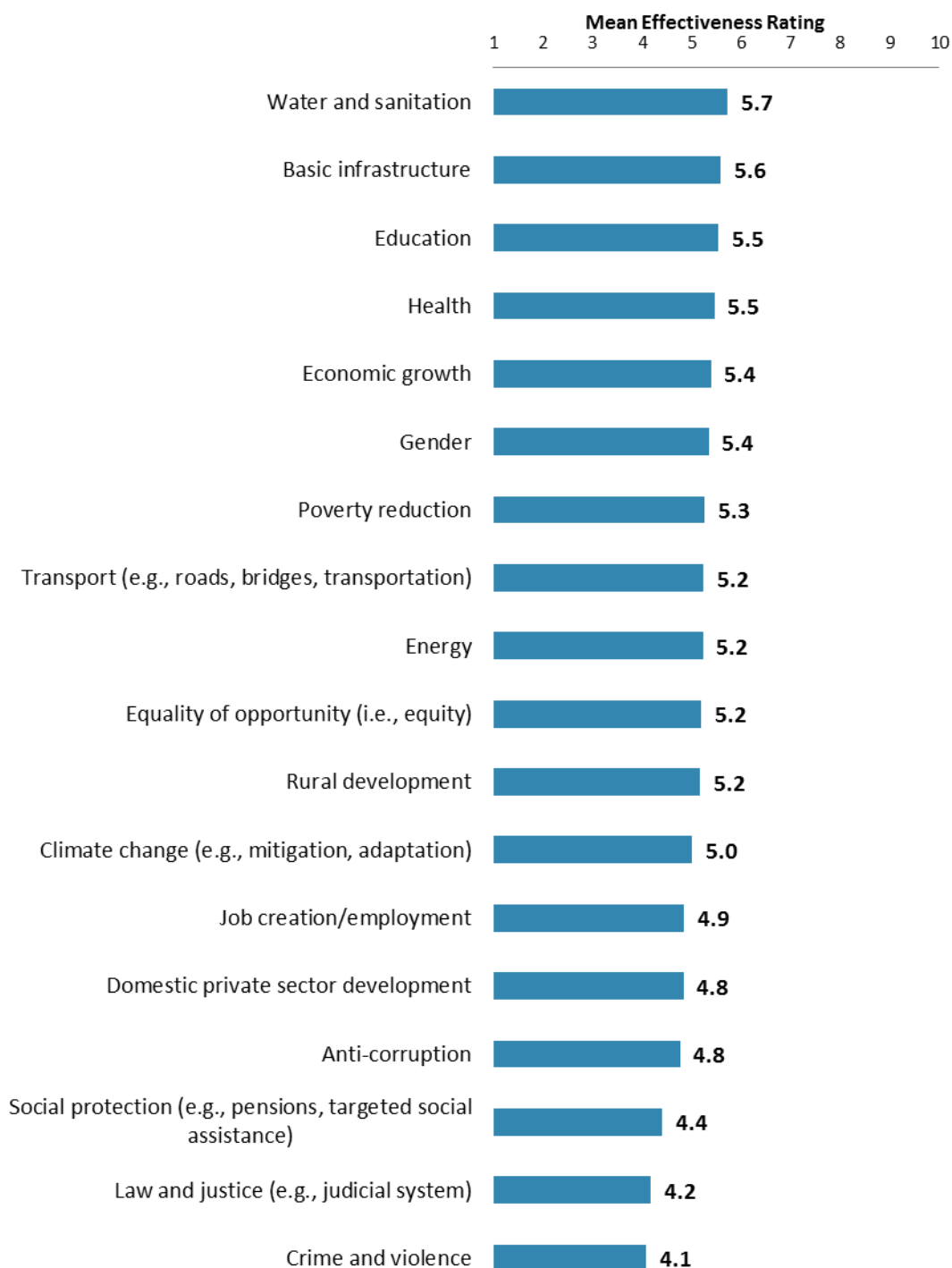


“Which of the following do you identify as the World Bank’s greatest WEAKNESSES in its work in Paraguay? (Choose no more than TWO)”
(Respondents chose from a list. Responses combined. Top 9 shown.)

¹This response option was not offered in the FY '13 country survey.

VI. Sectoral Effectiveness

Specific Areas of Effectiveness



"How effective do you believe the World Bank is in terms of the work it does in the following areas of development in Paraguay?" (1-"Not effective at all", 10-"Very effective")

VI. Sectoral Effectiveness (continued)

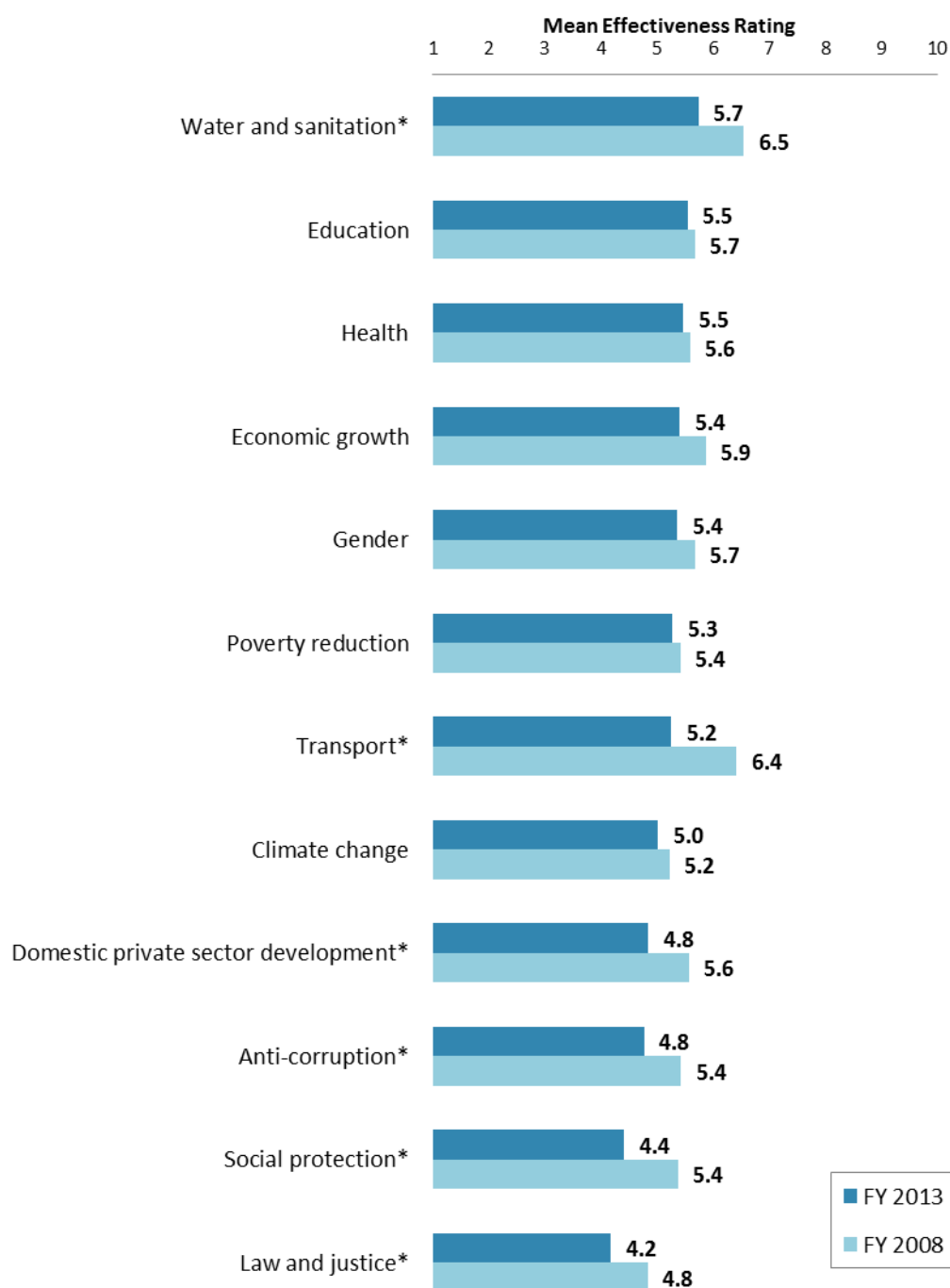
Specific Areas of Effectiveness (continued)

- There were several instances in which there were statistically significant stakeholder group differences across these eighteen areas of development. For the most part, consultants on Bank-supported projects gave the highest ratings for the Bank's effectiveness across these areas whereas respondents from the office of a Parliamentarian and the private sector/financial sector/private banks tended to give significantly lower effectiveness ratings. Those areas with significant stakeholder group differences were:
 - "Anti-corruption";
 - "Transport";
 - "Basic infrastructure";
 - "Poverty reduction";
 - "Gender";
 - "Domestic private sector development";
 - "Water and sanitation";
 - "Economic growth";
 - "Energy"; and
 - "Rural development".
- Responses across stakeholder groups for all questions can be found in Appendix B (see page 65).

VI. Sectoral Effectiveness (continued)

Specific Areas of Effectiveness (continued)

- Respondents in this year's country survey gave *lower* ratings for the Bank's effectiveness across all areas that could be compared to respondents in the FY '08 country survey. Statistically significant comparisons are noted in the graph below.



(*Significantly different between FY 2013 and FY 2008 country surveys)

VI. Sectoral Effectiveness (continued)

Drivers of Effectiveness

To determine the key drivers of respondents' ratings of the Bank's overall effectiveness and ratings of its ability to help achieve development results in Paraguay, bivariate correlational analyses were conducted using respondents' ratings of the eighteen specific areas of effectiveness.

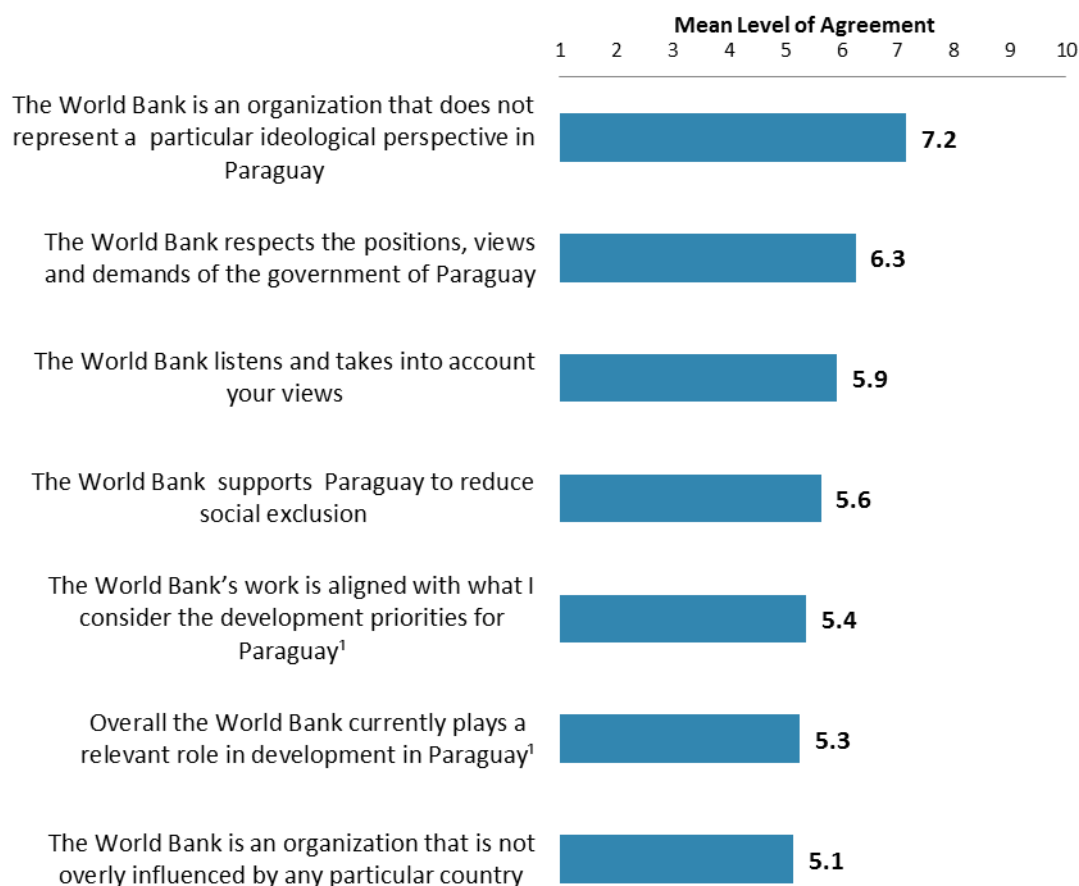
Correlational analyses, however, are not able to tell us exactly what is causing respondents' ratings of the Bank's overall effectiveness or ratings of its ability to help achieve development results. Rather, these analyses tell us that as ratings of effectiveness in one area increase, respondents' ratings of the Bank's overall effectiveness increase, or as ratings of effectiveness in one area increase, ratings of the Bank's ability to help achieve development results increase. Thus, it can be inferred that respondents' perceptions of effectiveness in one specific area are related to, or drive, respondents' perceptions of the Bank's overall effectiveness or perceptions of the Bank's ability to help achieve development results.

- Overall Effectiveness: Those specific areas with the highest Pearson Product-Moment correlations were determined to be the most closely related to perceptions of the Bank's overall effectiveness, suggesting that ratings of effectiveness in those specific areas are drivers of perceptions of the Bank's overall effectiveness in Paraguay. The areas determined to be key drivers from these analyses were:
 - The Bank's effectiveness at crime and violence;
 - The Bank's effectiveness at law and justice;
 - The Bank's effectiveness at transport;
 - The Bank's effectiveness at poverty reduction;
 - The Bank's effectiveness at rural development;
 - The Bank's effectiveness at basic infrastructure; and
 - The Bank's effectiveness at education.
- Achieving Development Results: Those specific areas with the highest Pearson Product-Moment correlations were determined to be the most closely related to perceptions of the Bank's ability to help achieve development results in Paraguay, suggesting that ratings of effectiveness in those specific areas are drivers of perceptions of the Bank's ability to help achieve development results. The areas determined to be key drivers from these analyses were:
 - The Bank's effectiveness at basic infrastructure;
 - The Bank's effectiveness at crime and violence;
 - The Bank's effectiveness at transport; and
 - The Bank's effectiveness at economic growth.

VII. How the World Bank Operates

The World Bank's Work in Paraguay

- Respondents in this year's country survey had significantly *lower* levels of agreement that "Overall the World Bank currently plays a relevant role in development in Paraguay" and that "The World Bank's work is aligned with what I consider the development priorities for Paraguay" compared to FY '08 respondents (6.0 and 6.1, respectively).
- There were significant stakeholder group differences in their levels of agreement that "Overall the World Bank currently plays a relevant role in development in Paraguay", that "The World Bank supports Paraguay to reduce social exclusion", "The World Bank is an organization that is not overly influenced by any particular country", and that "The World Bank listens and takes into account your views". For the most part, employees of ministries, consultants on Bank-supported projects/PMUs, and respondents from other organizations had the highest levels of agreement whereas respondents from the office of a Parliamentarian tended to have significantly lower levels of agreement. Responses across stakeholder groups for all questions can be found in Appendix B (see page 65).

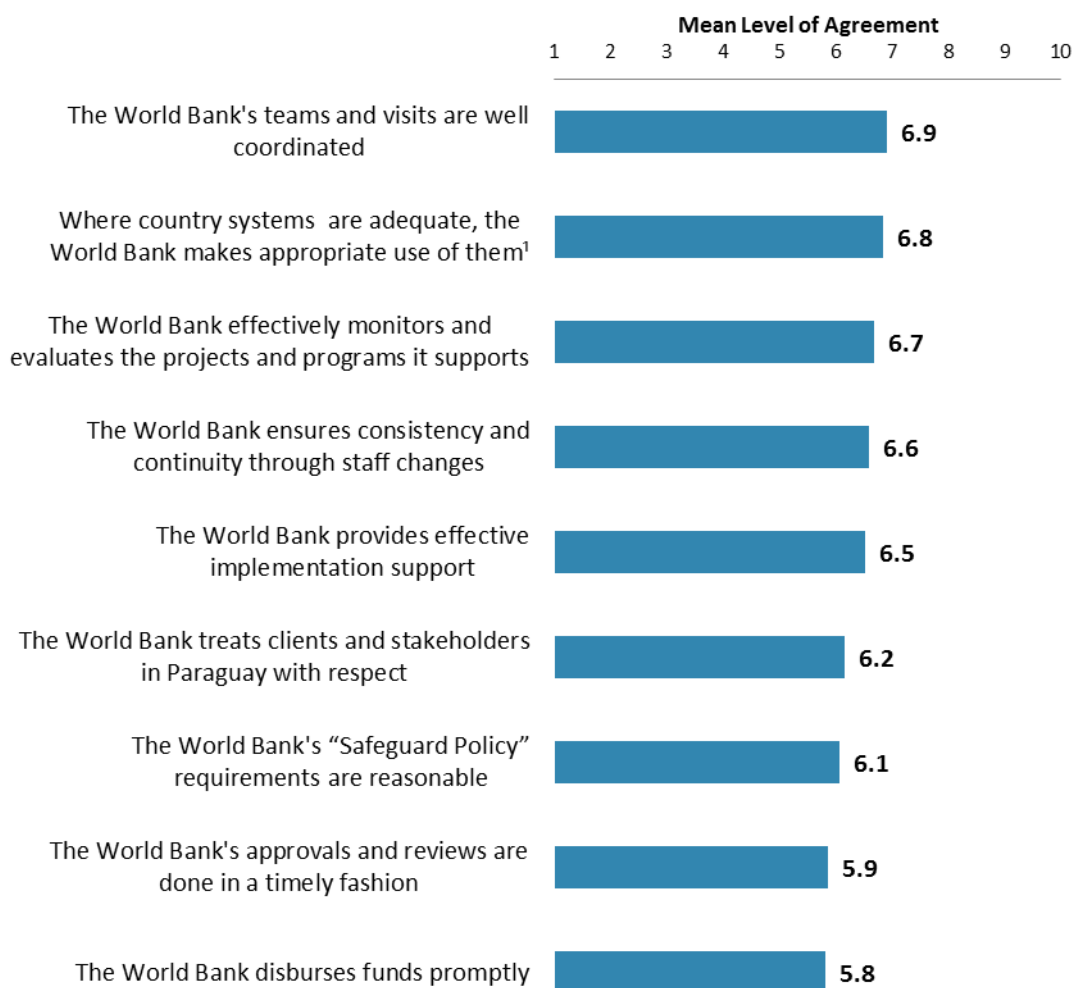


"To what extent do you agree with the following statements about the World Bank's work in Paraguay?" (1-"Strongly disagree", 10-"Strongly agree") ¹Indicator Question

VII. How the World Bank Operates (continued)

Overall Perceptions

- Respondents in this year's country survey had significantly *lower* levels of agreement that "The World Bank disburses funds promptly" and that "The World Bank treats clients and stakeholders in Paraguay with respect", but statistically similar levels of agreement that "The World Bank effectively monitors and evaluates the projects and programs it supports" compared to respondents from the FY '08 country survey (6.6, 7.6, and 6.9, respectively).
- There were significant stakeholder group differences in their levels of agreement across all but one of these aspects of how the Bank operates. For the most part, consultants on Bank-supported projects/PMUs had the highest levels of agreement across these areas and respondents from the office of a Parliamentarian tended to have significantly lower levels of agreement. Responses across stakeholder groups for all questions can be found in Appendix B (see page 65).

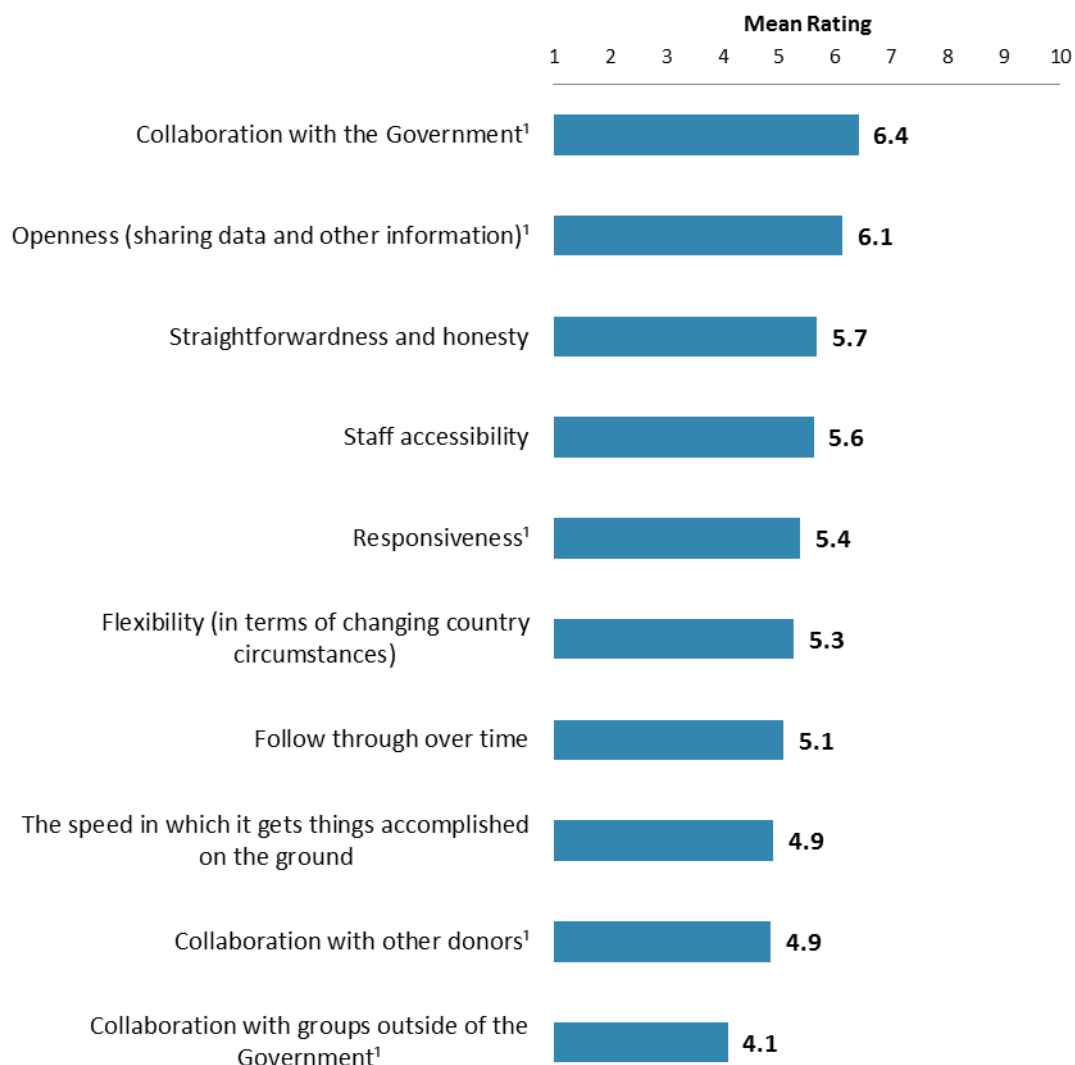


"To what extent do you agree/disagree with the following statements?"
 (1-"Strongly disagree", 10-"Strongly agree") ¹Indicator Question

VII. How the World Bank Operates (continued)

The World Bank as an Effective Development Partner

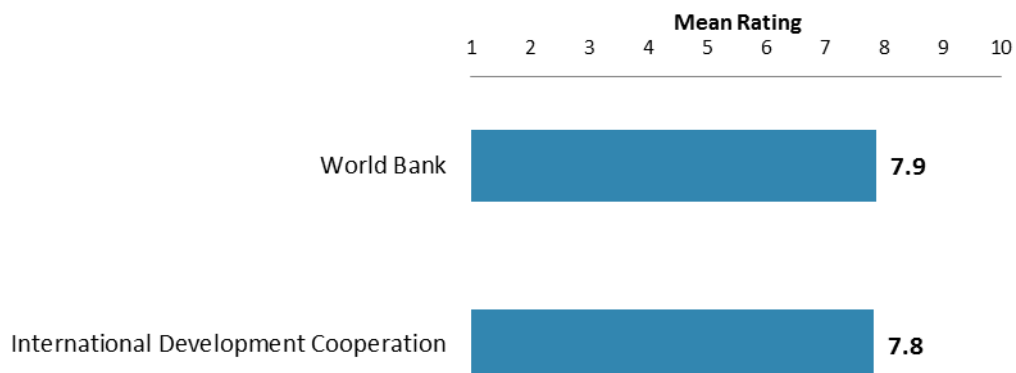
- Respondents in this year's country survey gave significantly *lower* ratings for the Bank's "Staff accessibility", "Straightforwardness and honesty", "Collaboration with the Government", and "Collaboration with other donors" compared to respondents from the FY '08 country survey (6.8, 7.4, 7.0, and 6.8, respectively).
- There were significant stakeholder group differences in their ratings across all of these aspects of the Bank as an effective development partner. For the most part, consultants on Bank-supported projects/PMUs had the highest ratings across these areas and respondents from the office of a Parliamentarian and the private sector/financial sector/private banks tended to have significantly lower ratings. Responses across stakeholder groups for all questions can be found in Appendix B (see page 65).



"To what extent is the World Bank an effective development partner in Paraguay, in terms of each of the following?" (1-"To no degree at all", 10-"To a very significant degree") ¹Indicator Question

VIII. The Future Role of the World Bank in Paraguay

Role Significance

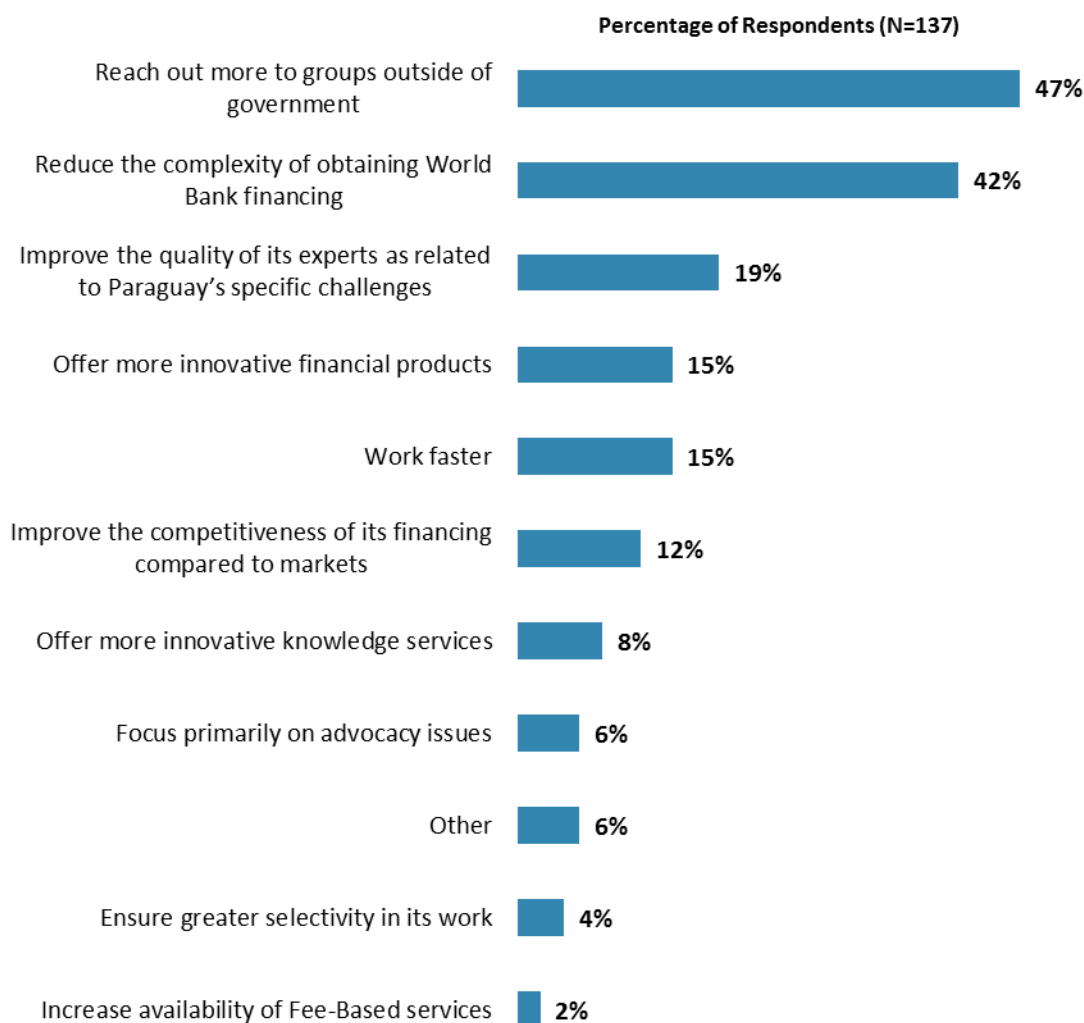


"How significant a role do you believe the ____ SHOULD play in Paraguay's development in the near future?" (1- "Not a significant role at all", 10- "Very significant role")

VIII. The Future Role of the World Bank in Paraguay (continued)

Making the World Bank of Greater Value

- Respondents in the FY '08 country survey indicated that the World Bank should reduce the complexity of obtaining World Bank financing (27%), followed by focusing on primarily complex and difficult issues¹ (17%) to make itself of greater value in Paraguay.

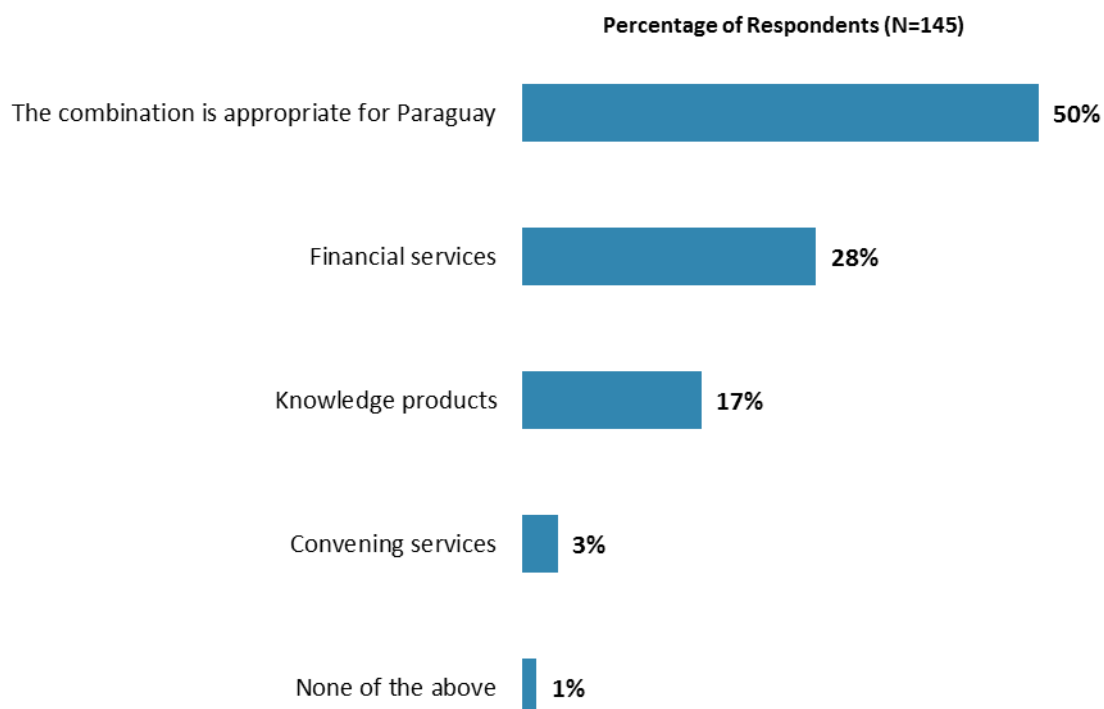


“Which of the following SHOULD the World Bank do to make itself of greater value in Paraguay? (Choose no more than TWO)” (Respondents chose from a list. Responses combined.)

¹This response option was not offered in the FY '13 country survey.

VIII. The Future Role of the World Bank in Paraguay (continued)

Preferred Service(s) from the World Bank

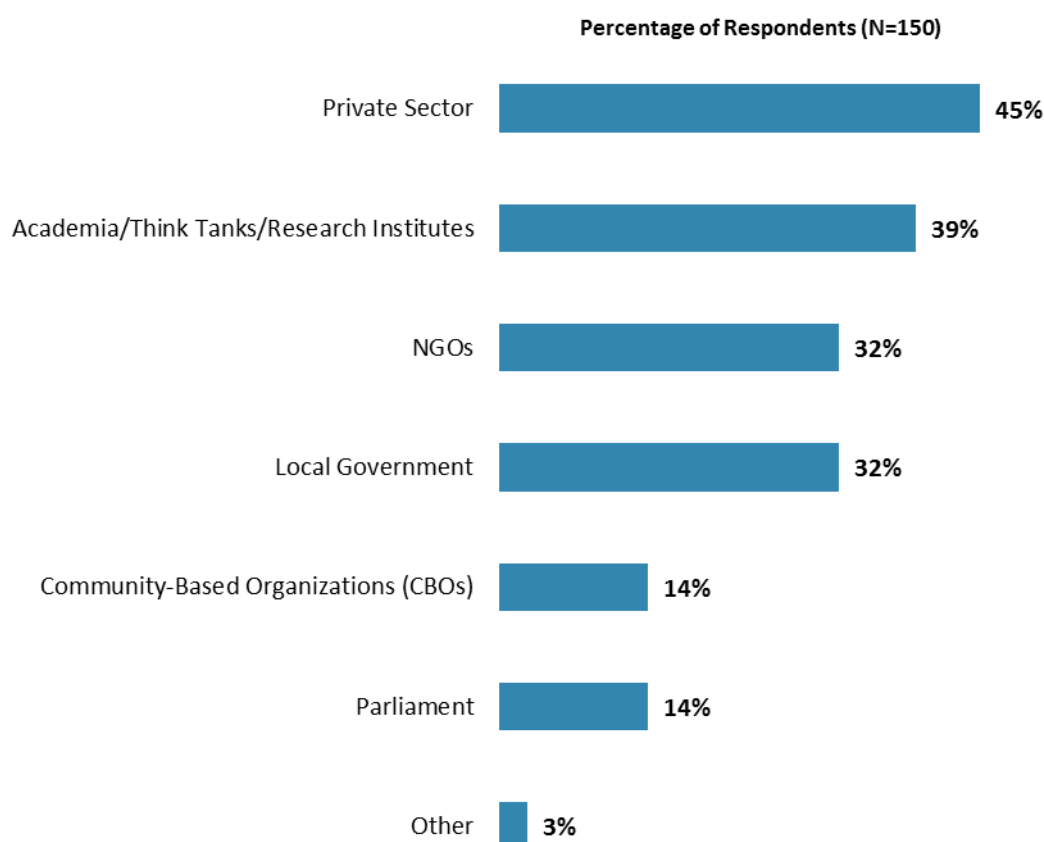


“When considering the combination of services that the World Bank Group offers in Paraguay, and taking into account its limited level of resources, which ONE of the following do you believe the World Bank should offer more of in Paraguay?” (Respondents chose from a list.)

VIII. The Future Role of the World Bank in Paraguay (continued)

Collaborating with Stakeholders in Paraguay

- Respondents from the office of the President/Minister indicated that the Bank should collaborate more with local government in Paraguay.
- Respondents from the office of a Parliamentarian indicated that the Bank should collaborate more with the Parliament in Paraguay.
- Employees of ministries, consultants on Bank-supported projects/PMUs, and respondents from independent government institutions indicated that the Bank should collaborate more with local government and academia/think tanks/research institutes in Paraguay.
- Respondents from the private sector/ financial sector/private banks and the media indicated that the Bank should collaborate more with the private sector in Paraguay.
- Respondents from NGOs/CBOs/private foundations indicated that the Bank should collaborate more with NGOs in Paraguay.
- Respondents from academia/research institutes and other organizations indicated that the Bank should collaborate more with academia/think tanks/research institutes in Paraguay.

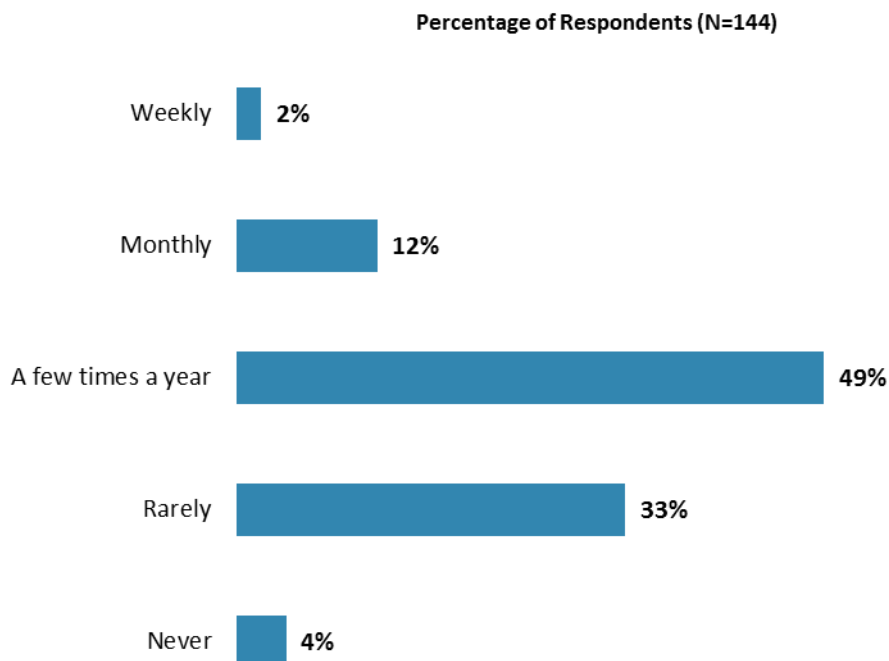


“In addition to the regular relations with the national government as its main interlocutor, which TWO of the following groups should the World Bank collaborate with more in your country to ensure better development results there?” (Respondents chose from a list. Responses combined.)

IX. World Bank Knowledge and Instruments

Frequency of Consulting Bank Knowledge Work and Activities

- Consultants on Bank-supported projects indicated the most frequent usage of Bank knowledge work and activities whereas respondents from the private sector/financial sector/private banks, NGOs/CBOs/private foundations, and independent government institutions indicated significantly less frequent usage.

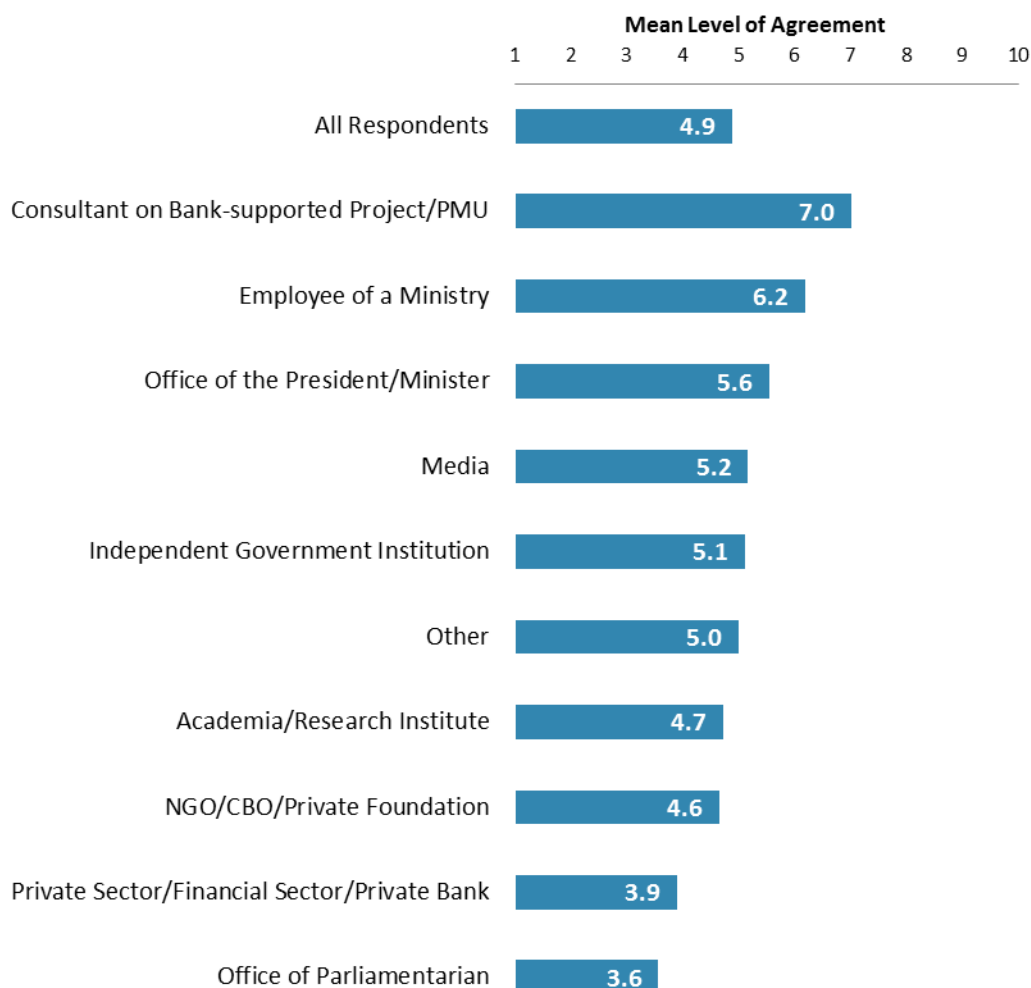


"How frequently do you consult World Bank knowledge work and activities in the work you do?"
(Respondents chose from a list.)

IX. World Bank Knowledge and Instruments (continued)

Meeting Paraguay's Knowledge Needs (*Indicator Question*)

- Consultants on Bank-supported projects/PMUs had the highest levels of agreement that the Bank meets Paraguay's needs for knowledge services whereas respondents from the office of a Parliamentarian and the private sector/financial sector/private banks had significantly lower levels of agreement.

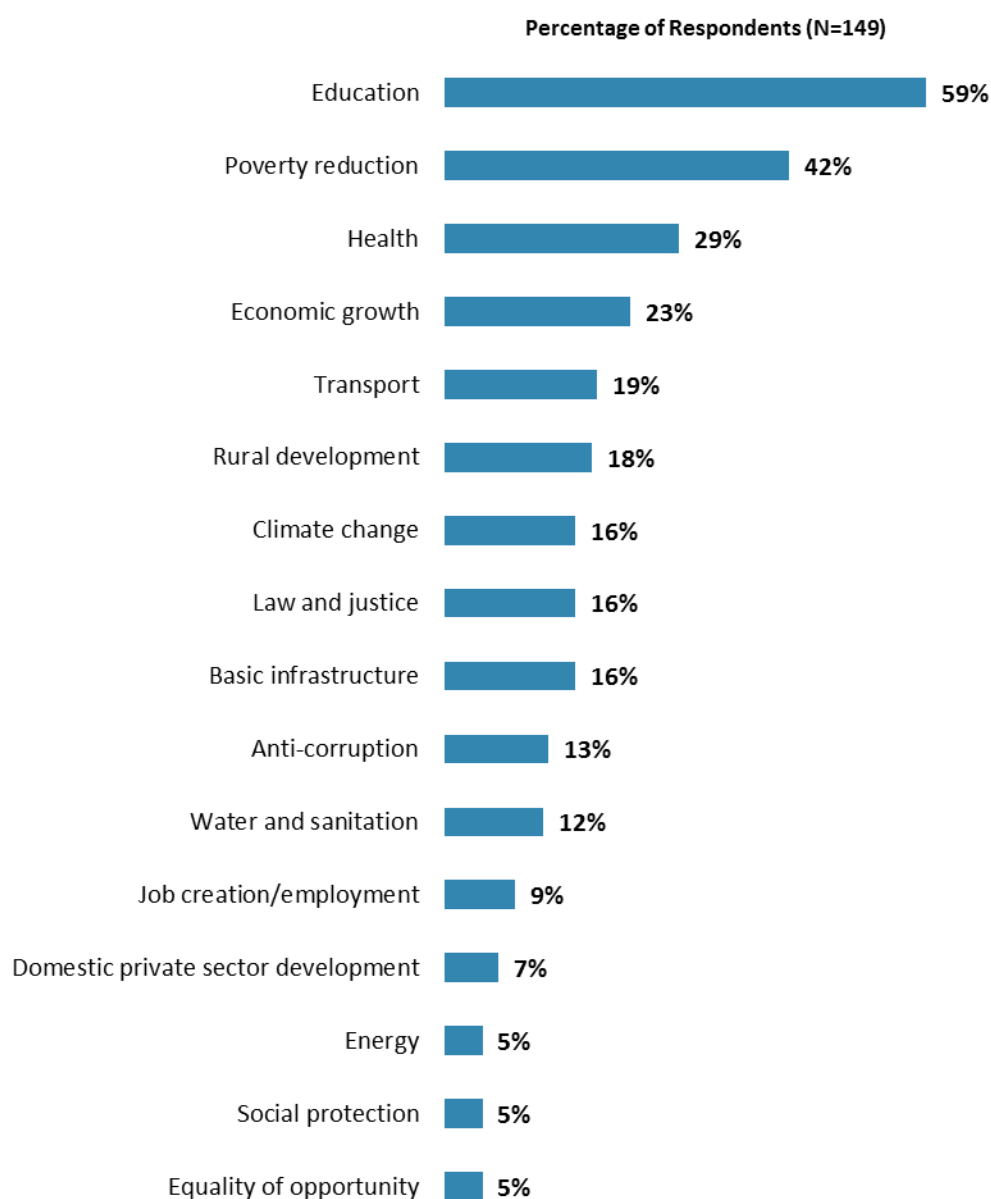


"The World Bank meets Paraguay's needs for knowledge services (e.g., research, analysis, data, technical assistance)" (1- "Strongly disagree", 10- "Strongly agree")

IX. World Bank Knowledge and Instruments (continued)

Focusing Bank Research

- Respondents in the FY '08 country survey indicated that it would be most valuable for the Bank to focus its research efforts on education (37%).

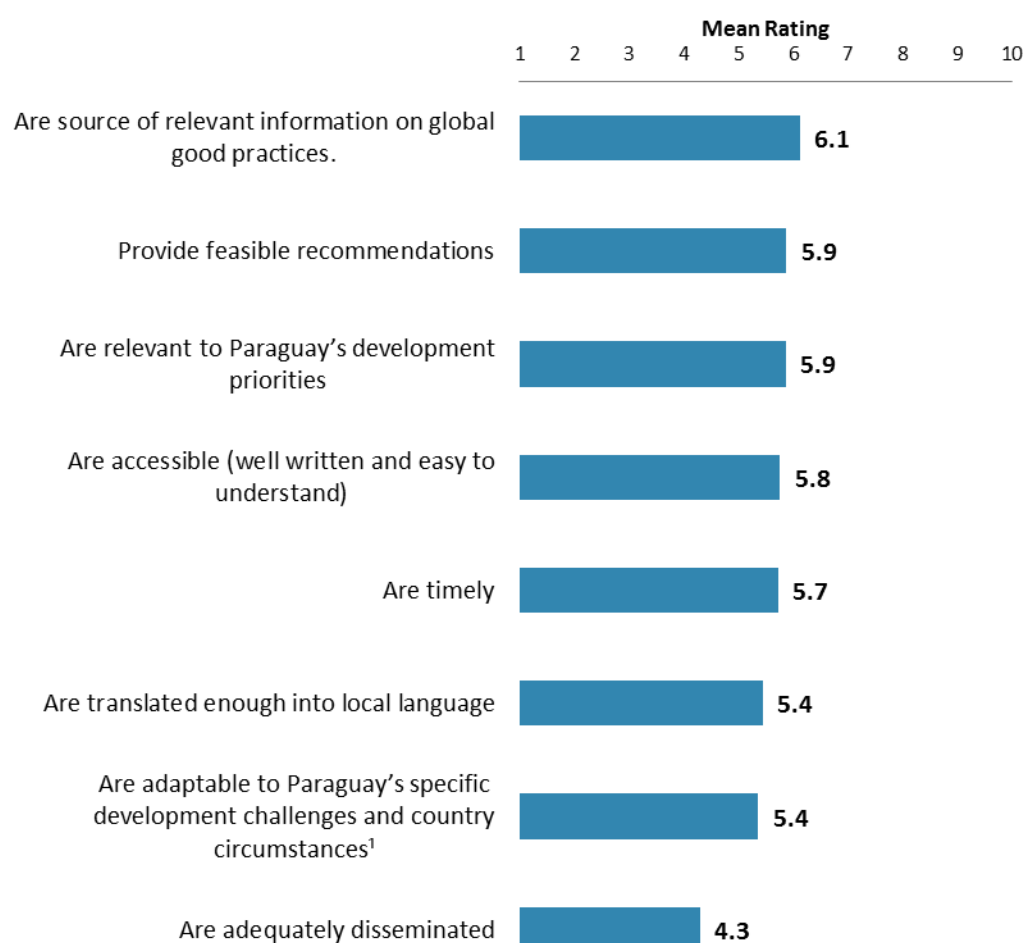


“When thinking about the development challenges in Paraguay, where do you believe it would be most valuable for the World Bank to focus its knowledge work and activities in the next few years? (Choose no more than THREE)” (Respondents chose from a list. Responses combined. Top 16 shown.)

IX. World Bank Knowledge and Instruments (continued)

Qualities of the Bank's Knowledge Work and Activities

- Respondents in this year's country survey had significantly *lower* ratings that the Bank's knowledge work and activities "Are a source of relevant information on global good practices", "Are adequately disseminated", and "Are adaptable to Paraguay's specific development challenges and country circumstances" compared to respondents from the FY '08 country survey (6.8, 7.0, and 6.2, respectively).
- There were significant stakeholder group differences in their ratings across all of these aspects of the Bank's knowledge work and activities. For the most part, consultants on Bank-supported projects/PMUs had the highest ratings across these areas and respondents from the office of a Parliamentarian and the private sector/financial sector/private banks tended to have significantly lower ratings. Responses across stakeholder groups for all questions can be found in Appendix B (see page 65).

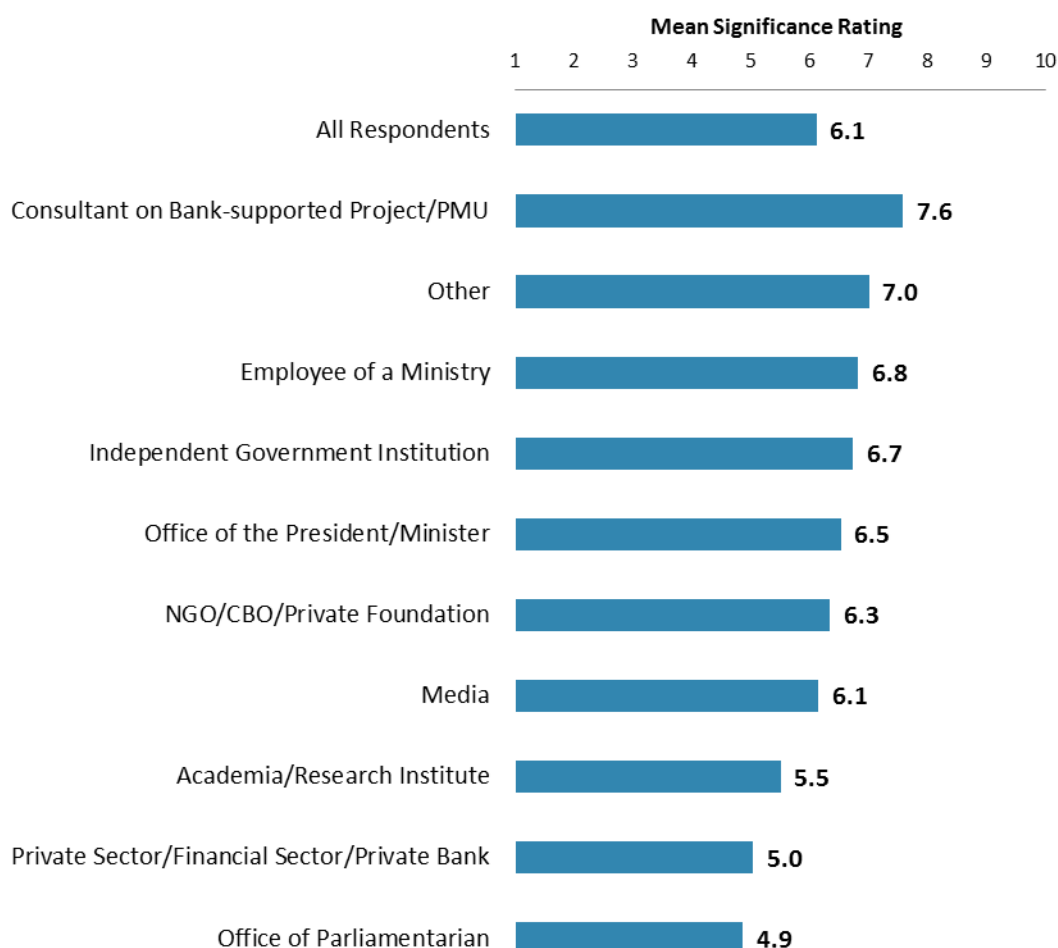


"In Paraguay, to what extent do you believe that the World Bank's knowledge work and activities:"
 (1-"To no degree at all", 10-"To a very significant degree") ¹Indicator Question

IX. World Bank Knowledge and Instruments (continued)

Contribution of the Bank's Knowledge Work and Activities (*Indicator Question*)

- Consultants on Bank-supported projects/PMUs gave the highest ratings for the significance of the contribution that the World Bank's knowledge work and activities make to development results in Paraguay whereas respondents from the office of a Parliamentarian and the private sector/financial sector/private banks gave significantly lower ratings .

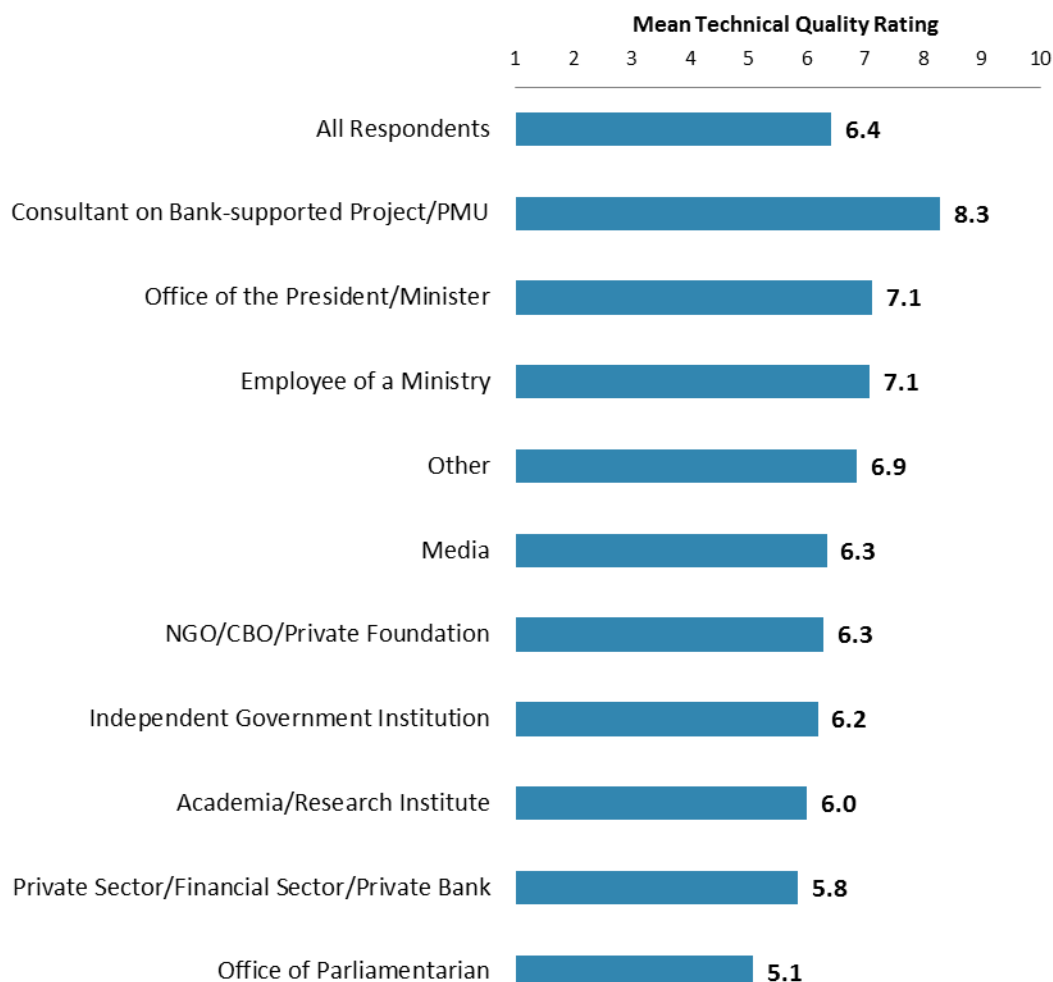


“Overall, how significant a contribution do you believe the World Bank's knowledge work and activities make to development results in your country?
(1-“Not significant at all”, 10-“Very significant”)

IX. World Bank Knowledge and Instruments (continued)

Technical Quality of the Bank's Knowledge Work and Activities (*Indicator Question*)

- Consultants on Bank-supported projects/PMUs gave the highest ratings for the technical quality of the World Bank's knowledge work and activities whereas respondents from the office of a Parliamentarian gave significantly lower ratings.

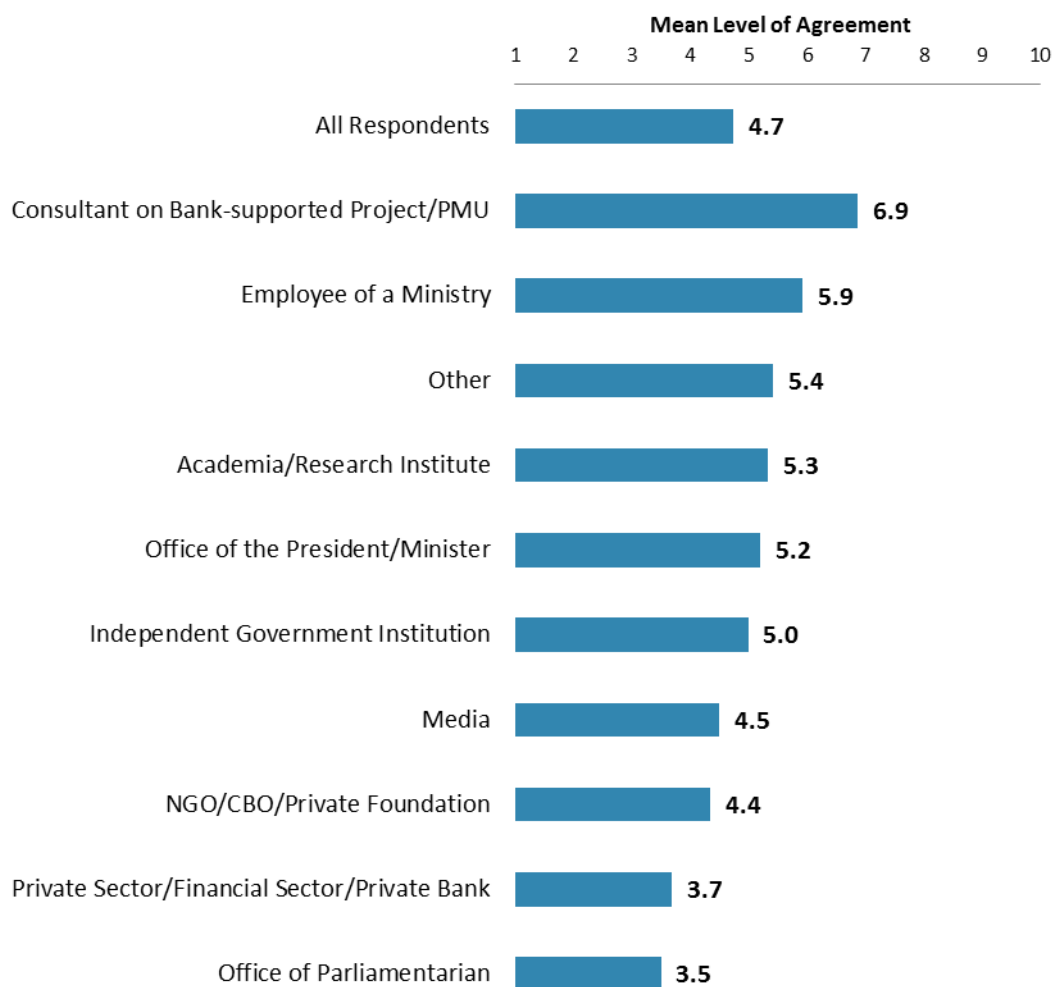


"Overall, how would you rate the technical quality of the World Bank's knowledge work and activities?" (1-"Very low technical quality", 10-"Very high technical quality")

IX. World Bank Knowledge and Instruments (continued)

Meeting Paraguay's Needs for Financial Instruments (*Indicator Question*)

- Consultants on Bank-supported projects/PMUs had the highest levels of agreement that the Bank's financial instruments meet Paraguay's needs whereas respondents from the office of a Parliamentarian and the private sector/financial sector/private banks had significantly lower levels of agreement.

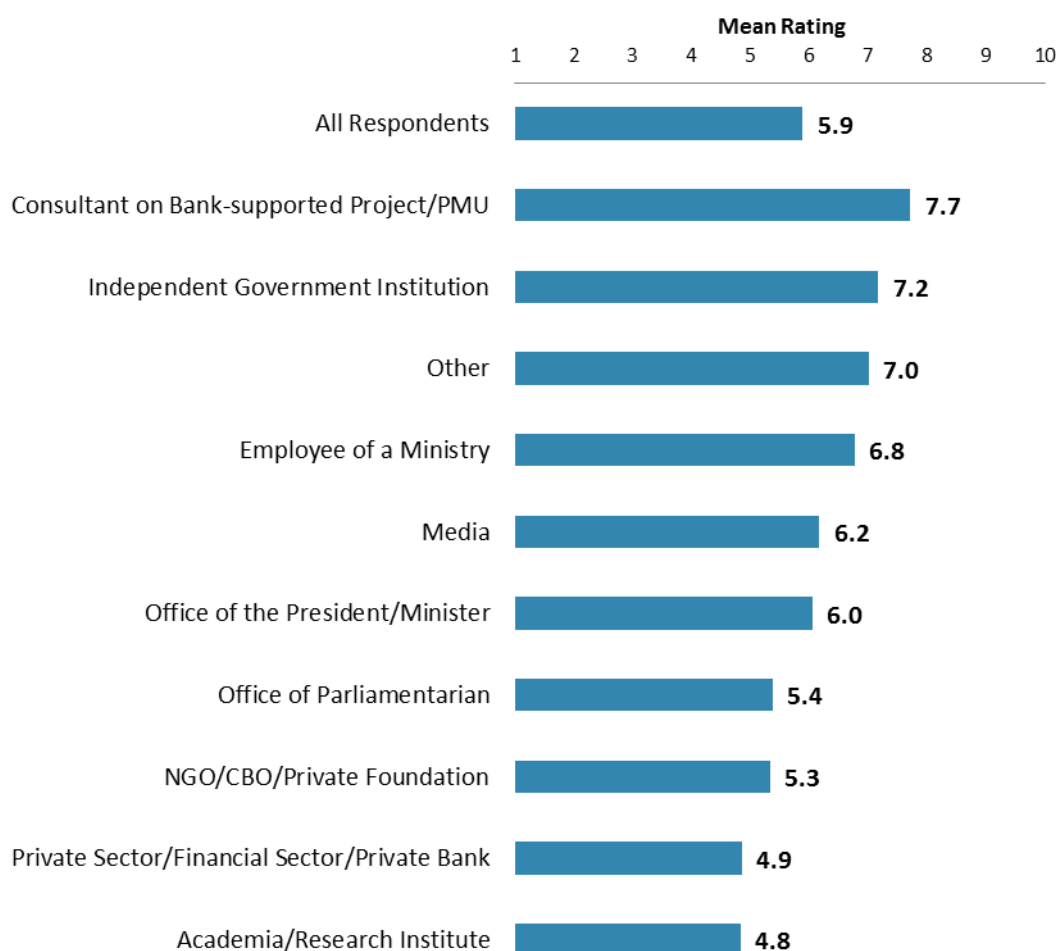


"The World Bank's financial instruments (i.e., investment lending, Development Policy Loan, Trust Funds, Program 4 Result, etc.) meet the needs of Paraguay"
 (1-"Strongly disagree", 10-"Strongly agree")

IX. World Bank Knowledge and Instruments (continued)

Meeting Paraguay's National Development Needs

- Consultants on Bank-supported projects/PMUs gave the highest ratings for the extent the combination of financial, knowledge, and convening services that the Bank provides meet the national development needs of Paraguay whereas respondents from academia/research institutes and the private sector/financial sector/private bank gave significantly lower ratings.

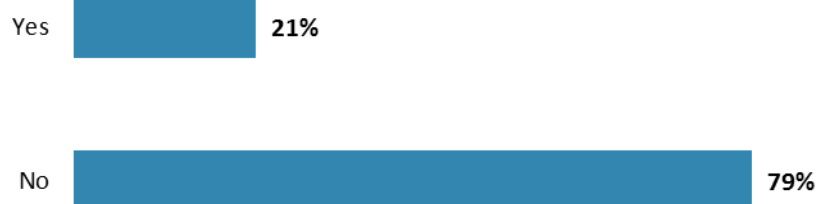


"When considering the national development needs in Paraguay, to what extent does the combination of financial, knowledge and convening services that the World Bank currently provides meet the national development needs of Paraguay?"
 (1- "To no degree at all", 10- "To a very significant degree")

IX. World Bank Knowledge and Instruments (continued)

LAC Flagship Report

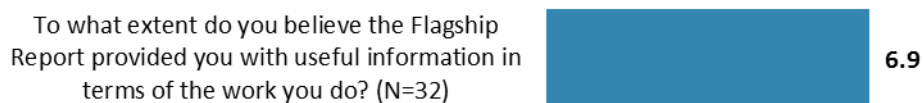
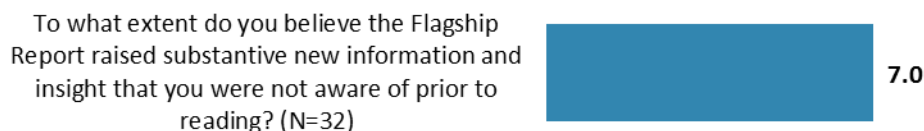
Percentage of Respondents (N=142)



"Have you read/consulted the most recent LAC Flagship Report:
Economic Mobility and the Rise of the Latin American Middle Class?"

Mean Effectiveness Rating

1 2 3 4 5 6 7 8 9 10

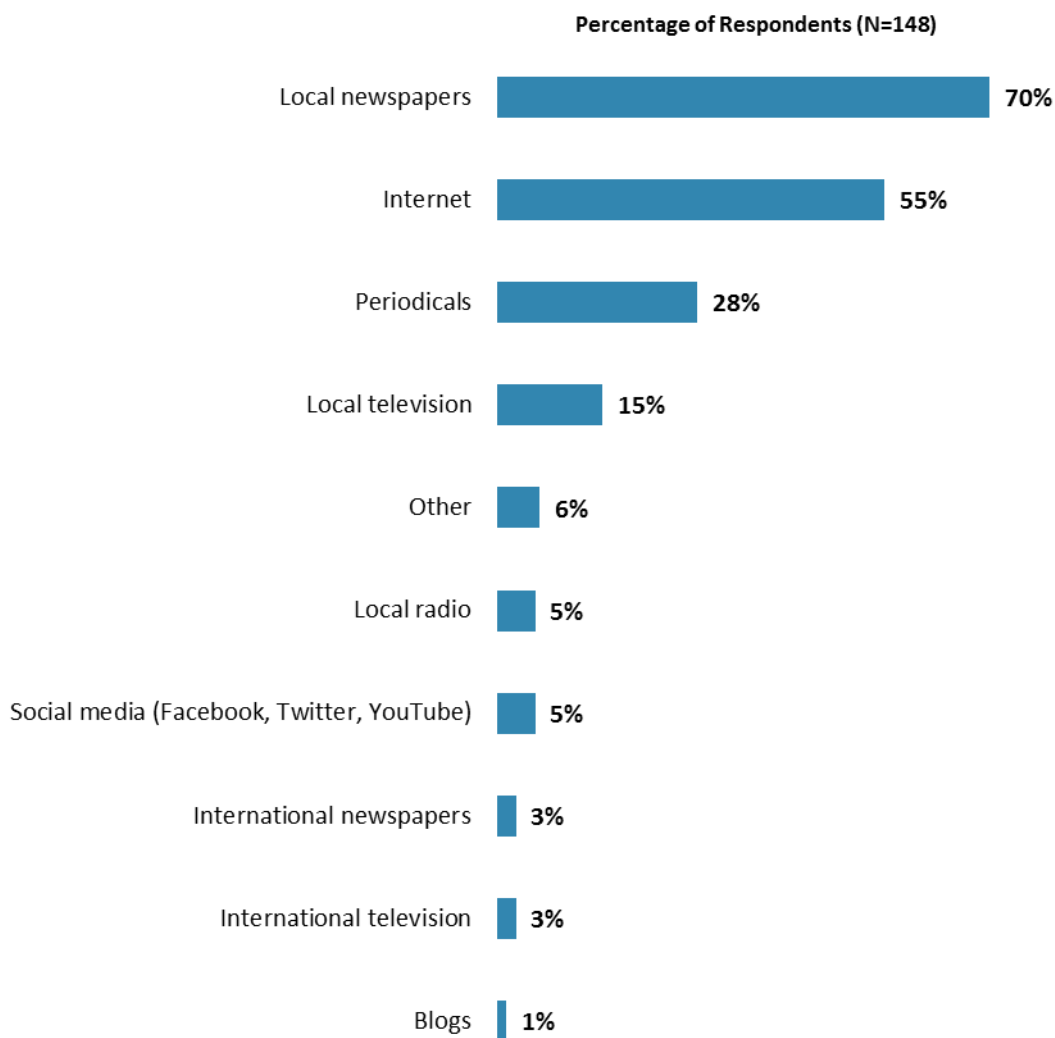


(Only asked of those who indicated that they read/consulted the most recent LAC Flagship Report.
1-"To no degree at all", 10-"To a very significant degree")

X. Communication and Openness

Information Sources

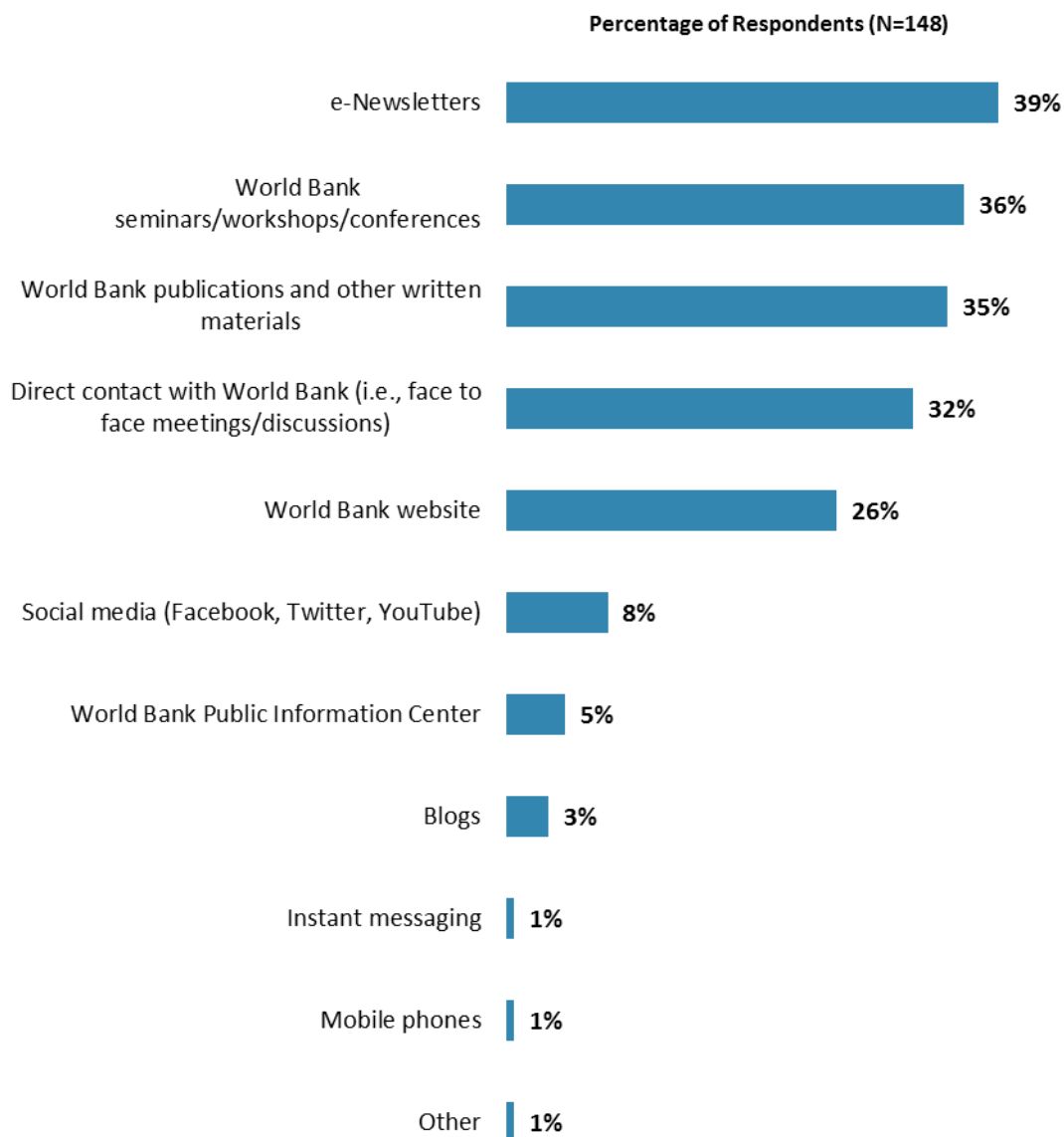
- Respondents in the FY '08 country survey indicated that they got most of their information about economic and social development issues from local newspapers (67%) and the Internet (60%).



“How do you get most of your information about economic and social development issues in Paraguay? (Choose no more than TWO)” (Respondents chose from a list. Responses combined.)

X. Communication and Openness (continued)

Preferred Information Sources

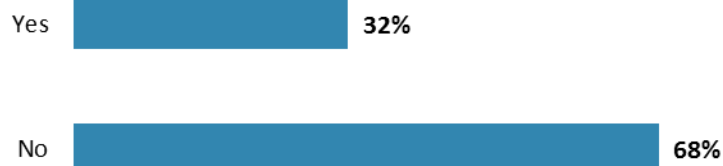


“How would you prefer to receive information from the World Bank?
(Choose no more than TWO)” (Respondents chose from a list. Responses combined.)

X. Communication and Openness (continued)

Access to Information

Percentage of Respondents (N=141)



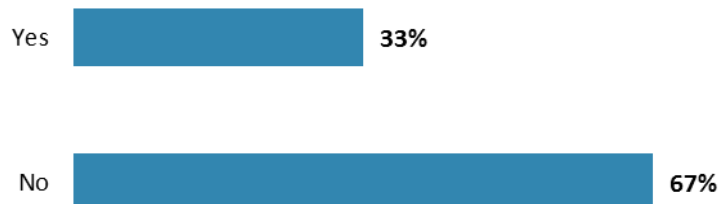
"Are you aware of the World Bank's Access to Information Policy under which the Bank will now disclose any information in its possession that is not on a list of exceptions?"

Percentage of Respondents (N=136)



"Have you requested information from the World Bank on its activities in the past year?"

Percentage of Respondents (N=18)

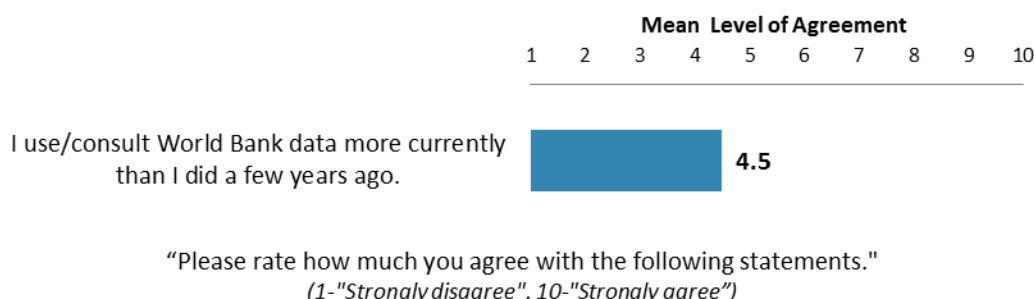


"Were you able to obtain this information?"

X. Communication and Openness (continued)

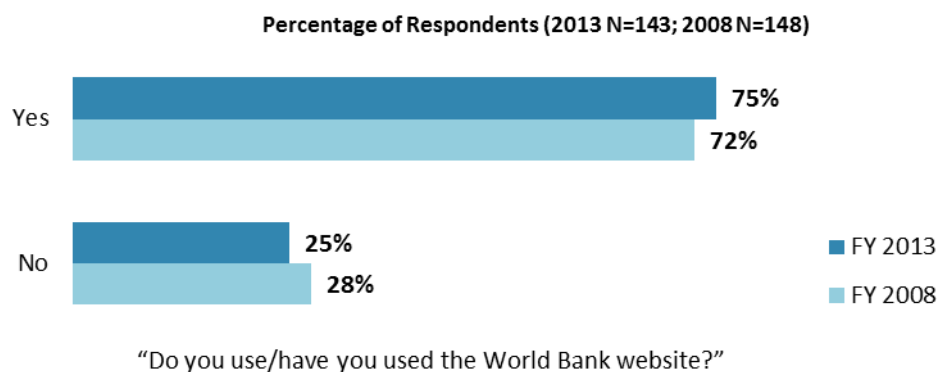
Access to Information (continued)

- Consultants on Bank-supported projects/PMUs had the highest levels of agreement that they consult World Bank data more than a few years ago whereas respondents from the office of a Parliamentarian had significantly lower levels of agreement.



Website Usage

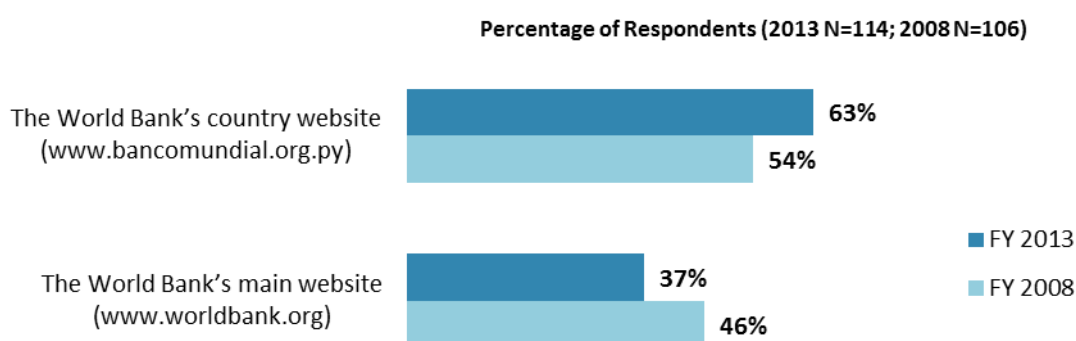
- All but one respondent indicated that they had Internet access (99%), statistically similar to respondents from the FY '08 country survey (98%).
- Respondents in this year's country survey had statistically similar rates of usage for the Bank's website compared to respondents from the FY '08 country survey.
- Respondents from the office of a Parliamentarian were significantly *less* likely to have used the Bank's website compared to respondents from other stakeholder groups.



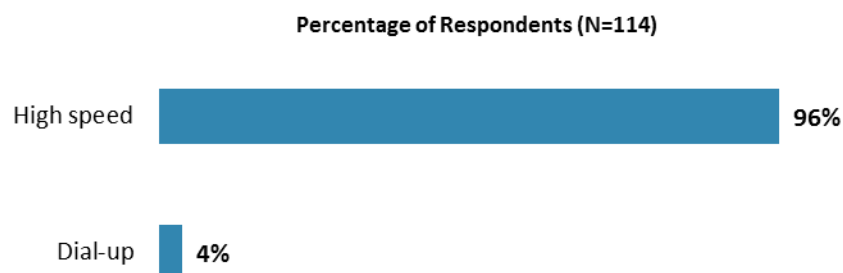
X. Communication and Openness (continued)

Website Usage (continued)

- Respondents in this year's country survey had statistically similar rates of usage for the Bank's country and main websites compared to respondents from the FY '08 country survey.
- Consultants on Bank-supported projects and respondents from independent government institutions were significantly more likely to have used the Bank's main website compared to respondents from other stakeholder groups.



“Which do you primarily use?” (Respondents chose from a list.)

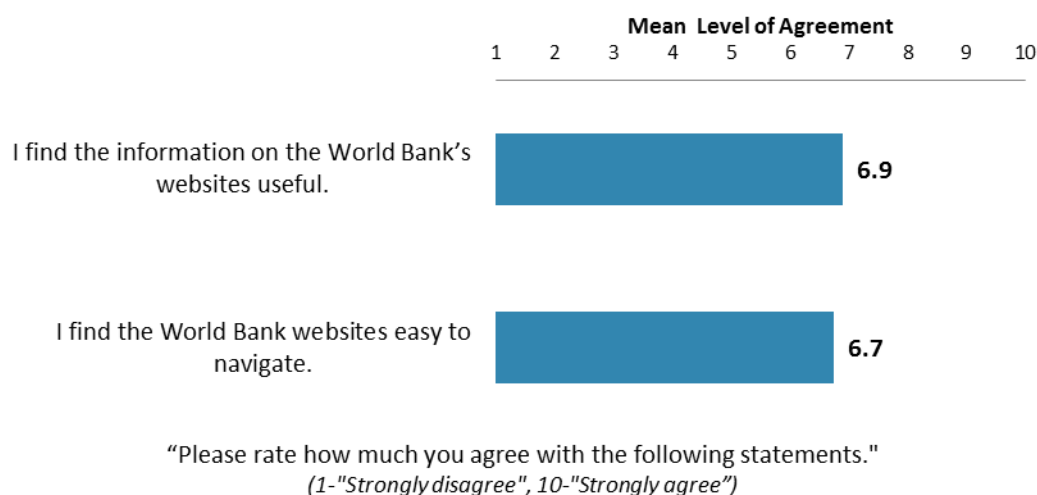


“Which Internet connection do you use primarily when visiting a World Bank website?”
(Respondents chose from a list.)

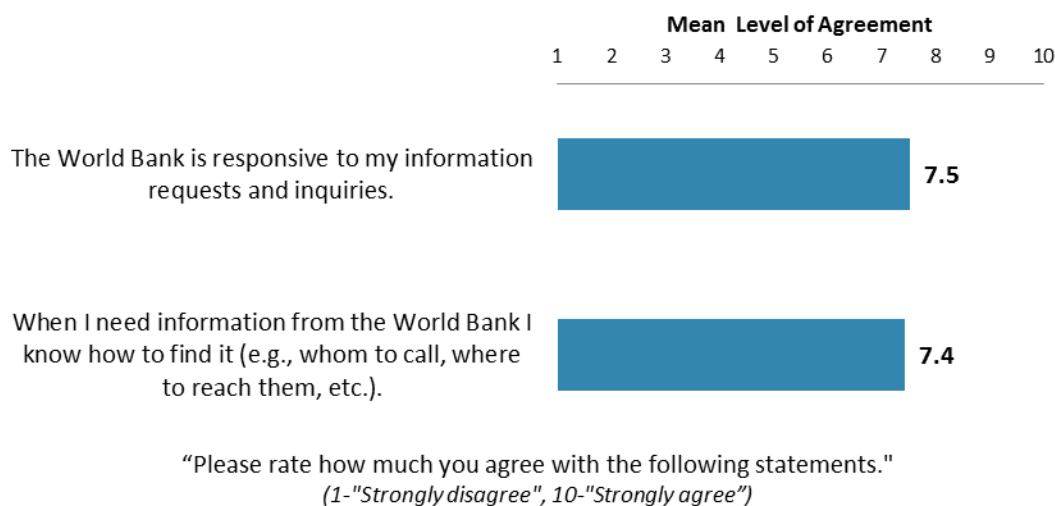
X. Communication and Openness (continued)

Website Evaluation

- Employees of ministries, consultants on Bank-supported projects/PMUs, and respondents from other organizations had the highest levels of agreement that they find the World Bank websites easy to navigate whereas respondents from NGOs/CBOs/private foundations had significantly lower levels of agreement.



Information Sharing



XI. Appendices

| | |
|--|----|
| A. Responses to All Questions across All Respondents | 49 |
| B. Responses to All Questions by Stakeholder Groups | 62 |
| C. Responses to Sector Effectiveness Questions by Specialization ... | 77 |
| D. Responses to All Questions by Year..... | 78 |
| E. Indicator Questions as a Function of Exposure to the Bank..... | 81 |
| F. World Bank Country Survey 2013 – Paraguay Questionnaire | 82 |

PARAGUAY



Appendix A: Responses to All Questions across All Respondents (N=152)

All rating scale questions are presented with the total number of respondents that provided a rating (N), the number of respondents who indicated that they "Don't know" (DK), the mean rating across all respondents (Mean), and the standard deviation of this mean (SD). Indicator questions are noted with an asterisk (*).

A. General Issues Facing Paraguay

| 1. In general would you say that Paraguay is headed in...? | Percentage of Respondents (N=146) |
|--|-----------------------------------|
| The right direction | 61.6% |
| The wrong direction | 9.6% |
| Not sure | 28.8% |

| 2. Listed below are a number of development priorities in Paraguay. Please identify which of the following you consider the most important development priorities in Paraguay. (Choose no more than THREE) | Percentage of Respondents (Responses Combined; N=151) |
|--|---|
| Education | 70.9% |
| Health | 37.7% |
| Poverty reduction | 28.5% |
| Anti-corruption | 21.9% |
| Rural development | 21.2% |
| Basic infrastructure | 19.2% |
| Job creation/employment | 18.5% |
| Transport (e.g., roads, bridges, transportation) | 17.9% |
| Economic growth | 14.6% |
| Law and justice (e.g., judicial system) | 13.2% |
| Water and sanitation | 9.3% |
| Domestic private sector development | 7.9% |
| Social protection (e.g., pensions, targeted social assistance) | 6.0% |
| Equality of opportunity (i.e., equity) | 4.6% |
| Climate change (e.g., mitigation, adaptation) | 3.3% |
| Gender | 1.3% |
| Energy | 1.3% |
| Crime and violence | 1.3% |

A. General Issues Facing Paraguay (continued)

| 3. Poverty reduction is a broad term that encompasses work in many different areas. Which THREE areas of development listed below do you believe would contribute most to reducing poverty in Paraguay? (Choose no more than THREE) | Percentage of Respondents (Responses Combined; N=151) |
|--|--|
| Education | 78.8% |
| Job creation/employment | 43.0% |
| Health | 33.8% |
| Rural development | 28.5% |
| Basic infrastructure | 28.5% |
| Water and sanitation | 18.5% |
| Anti-corruption | 13.9% |
| Law and justice (e.g., judicial system) | 10.6% |
| Social protection (e.g., pensions, targeted social assistance) | 9.9% |
| Transport (e.g., roads, bridges, transportation) | 9.3% |
| Equality of opportunity (i.e., equity) | 7.3% |
| Domestic private sector development | 6.6% |
| Economic growth | 5.3% |
| Climate change (e.g., mitigation, adaptation) | 2.0% |
| Gender | 1.3% |
| Crime and violence | 1.3% |
| Energy | 0.7% |

| 4. Economic growth can be driven by a number of factors. Which THREE areas below do you believe would contribute most to generating economic growth in Paraguay? (Choose no more than THREE) | Percentage of Respondents (Responses Combined; N=152) |
|---|--|
| Education | 61.8% |
| Rural development | 38.2% |
| Anti-corruption | 30.3% |
| Transport (e.g., roads, bridges, transportation) | 30.3% |
| Basic infrastructure | 30.3% |
| Job creation/employment | 28.9% |
| Domestic private sector development | 22.4% |
| Health | 17.8% |
| Law and justice (e.g., judicial system) | 11.8% |
| Energy | 9.9% |
| Equality of opportunity (i.e., equity) | 7.2% |
| Water and sanitation | 4.6% |
| Climate change (e.g., mitigation, adaptation) | 2.6% |
| Social protection (e.g., pensions, targeted social assistance) | 1.3% |
| Gender | 0.7% |
| Crime and violence | 0.0% |

A. General Issues Facing Paraguay (continued)

| 5. When thinking about the idea of “shared prosperity” in your country, which of the following TWO best illustrate how this would be achieved in Paraguay? (Choose no more than TWO) | Percentage of Respondents (Responses Combined; N=138) |
|---|--|
| Education and training that better ensure job opportunity | 39.9% |
| Better quality public services | 33.3% |
| Consistent economic growth | 28.3% |
| Greater access to health and nutrition for citizens | 15.2% |
| A growing middle class | 13.8% |
| Greater access to micro-finance for the poor | 12.3% |
| Greater equity of fiscal policy | 9.4% |
| Better entrepreneurial opportunities (i.e., to start small and medium sized businesses) | 7.2% |
| Better opportunity for the poor who live in rural areas | 7.2% |
| Better employment opportunities for young people | 6.5% |
| Better employment opportunities for women | 5.1% |
| Greater voice and participation for citizens to help ensure greater accountability | 2.9% |
| More effective risk management | 2.9% |
| Other | 1.4% |
| Better opportunity for the poor who live in urban areas | 0.0% |

B. Overall Attitudes toward the World Bank

| How familiar are you with the work of these organizations in Paraguay? (1-Not familiar at all, 10-Extremely familiar) | N | DK | Mean | SD |
|---|----------|-----------|-------------|-----------|
| 1. World Bank (WB/BM) | 150 | 2 | 6.03 | 1.84 |
| 2. Inter-American Development Bank (IDB/BID) | 151 | 1 | 7.26 | 1.47 |
| 3. Latin American Development Bank (CAF) | 142 | 6 | 3.77 | 2.07 |

| Overall, please rate your impression of the effectiveness of these organizations in Paraguay. (1-Not effective at all, 10-Very effective) | N | DK | Mean | SD |
|--|----------|-----------|-------------|-----------|
| 4. World Bank (WB/BM)* | 147 | 5 | 5.95 | 1.85 |
| 5. Inter-American Development Bank (IDB/BID) | 150 | 2 | 7.25 | 1.62 |
| 6. Latin American Development Bank (CAF) | 115 | 32 | 3.83 | 2.02 |

| Staff Preparedness* | N | DK | Mean | SD |
|---|----------|-----------|-------------|-----------|
| 7. To what extent do you believe the World Bank’s staff is well prepared (e.g., skills and knowledge) to help Paraguay solve its most complicated development challenges? (1-To no degree at all, 10-To a very significant degree) | 128 | 21 | 6.52 | 1.95 |

B. Overall Attitudes toward the World Bank (continued)

| 8. When thinking about how the World Bank can have the most impact on development results in Paraguay, in which sectoral areas do you believe the World Bank should focus most of its attention and resources in Paraguay? (Choose no more than THREE) | Percentage of Respondents (Responses Combined; N=152) |
|---|--|
| Education | 60.5% |
| Poverty reduction | 36.2% |
| Health | 30.3% |
| Transport (e.g., roads, bridges, transportation) | 26.3% |
| Rural development | 22.4% |
| Basic infrastructure | 18.4% |
| Economic growth | 17.1% |
| Water and sanitation | 15.8% |
| Law and justice (e.g., judicial system) | 13.2% |
| Anti-corruption | 13.2% |
| Climate change (e.g., mitigation, adaptation) | 11.2% |
| Job creation/employment | 9.2% |
| Domestic private sector development | 5.9% |
| Energy | 4.6% |
| Equality of opportunity (i.e., equity) | 4.6% |
| Social protection (e.g., pensions, targeted social assistance) | 3.9% |
| Crime and violence | 1.3% |
| Gender | 0.7% |

| 9. When thinking about the World Bank's role, which activity do you believe is of greatest VALUE and which activity is of second greatest value in Paraguay? | Percentage of Respondents (N=143) | | |
|---|--|--------------------------------------|-----------------|
| | Greatest Value | 2nd Greatest Value | Combined |
| Financial resources: investment lending | 41.3% | 8.0% | 49.2% |
| Technical assistance | 16.8% | 26.1% | 42.9% |
| Studies/analyses | 12.6% | 19.6% | 32.2% |
| Financial resources: policy based lending / budget support to the Government | 17.5% | 11.6% | 29.1% |
| Training/capacity building | 3.5% | 15.2% | 18.7% |
| Linkage to non-Bank expertise (i.e., South-South knowledge sharing) | 2.8% | 6.5% | 9.3% |
| Mobilizing third party financial resources | 0.0% | 5.1% | 5.1% |
| Policy advice | 0.0% | 5.1% | 5.1% |
| Donor coordination | 1.4% | 1.4% | 2.8% |
| Data | 1.4% | 0.7% | 2.1% |
| Other | 2.1% | 0.0% | 2.1% |
| Convening/facilitating | 0.7% | 0.7% | 1.4% |

B. Overall Attitudes toward the World Bank (continued)

| 10. Which of the following do you identify as the World Bank's greatest WEAKNESSES in its work in Paraguay? (Choose no more than TWO) | Percentage of Respondents (Responses Combined; N=143) |
|--|--|
| Not enough public disclosure of its work | 39.9% |
| World Bank processes too slow and complex | 23.8% |
| Not collaborating enough with non-state actors | 19.6% |
| Not adequately sensitive to political/social realities in Paraguay | 18.2% |
| Too bureaucratic in its operational policies and procedures | 14.0% |
| Not aligned with other donors' work | 11.9% |
| Imposing technocratic solutions without regard to political realities | 11.2% |
| Not aligned with country priorities | 9.1% |
| Not client focused | 8.4% |
| Not willing to honestly criticize policies and reform efforts in the country | 4.9% |
| Too influenced by developed countries | 4.2% |
| Not exploring alternative policy options | 3.5% |
| Other | 3.5% |
| Staff too inaccessible | 2.8% |
| The credibility of its knowledge/data | 2.1% |
| Arrogant in its approach | 0.7% |

| 11. In addition to the regular relations with the national government as its main interlocutor, which TWO of the following groups should the World Bank collaborate with more in your country to ensure better development results there? (Choose no more than TWO) | Percentage of Respondents (Responses Combined; N=150) |
|--|--|
| Private Sector | 45.3% |
| Academia/Think Tanks/Research Institutes | 39.3% |
| NGOs | 32.0% |
| Local Government | 32.0% |
| Community-Based Organizations (CBOs) | 14.0% |
| Parliament | 14.0% |
| Other | 2.7% |

| To what extent do you agree with the following statements about the World Bank's work in Paraguay? (1-Strongly disagree, 10-Strongly agree) | Level of Agreement | | | |
|--|---------------------------|-----------|-------------|-----------|
| | N | DK | Mean | SD |
| 12. Overall the World Bank currently plays a relevant role in development in Paraguay* | 139 | 5 | 5.27 | 2.07 |
| 13. The World Bank's work is aligned with what I consider the development priorities for Paraguay* | 137 | 7 | 5.39 | 1.84 |
| 14. The World Bank treats clients and stakeholders in Paraguay with respect | 117 | 24 | 6.16 | 2.34 |
| 15. The World Bank supports Paraguay to reduce social exclusion | 121 | 17 | 5.64 | 1.98 |
| 16. The World Bank is an organization that does not represent a particular ideological perspective in Paraguay | 127 | 14 | 7.16 | 2.47 |
| 17. The World Bank is an organization that is not overly influenced by any particular country | 115 | 25 | 5.15 | 2.53 |
| 18. The World Bank respects the positions, views and demands of the government of Paraguay | 128 | 13 | 6.26 | 2.16 |
| 19. The World Bank listens and takes into account your views | 118 | 21 | 5.93 | 2.17 |

B. Overall Attitudes toward the World Bank (continued)

| To what extent is the World Bank an effective development partner in Paraguay, in terms of each of the following? (1-To no degree at all, 10-To a very significant degree) | Degree | | | |
|---|--------|----|------|------|
| | N | DK | Mean | SD |
| 20. Responsiveness* | 125 | 13 | 5.38 | 1.75 |
| 21. Flexibility (in terms of changing country circumstances) | 121 | 14 | 5.26 | 1.76 |
| 22. Openness (sharing data and other information)* | 128 | 11 | 6.14 | 1.75 |
| 23. Staff accessibility | 121 | 13 | 5.62 | 2.14 |
| 24. Straightforwardness and honesty | 62 | 11 | 5.68 | 2.05 |
| 25. Collaboration with groups outside of the Government (e.g., NGOs, academia, private sector)* | 106 | 33 | 4.09 | 1.97 |
| 26. Collaboration with the Government* | 132 | 7 | 6.42 | 1.86 |
| 27. Collaboration with other donors* | 87 | 49 | 4.86 | 2.13 |
| 28. The speed in which it gets things accomplished on the ground | 101 | 30 | 4.90 | 2.00 |
| 29. Follow through over time | 91 | 39 | 5.09 | 2.36 |

| Financial, Knowledge, and Convening Services | N | DK | Mean | SD |
|---|-----|----|------|------|
| 30. When considering the national development needs in Paraguay, to what extent does the combination of financial, knowledge and convening services that the World Bank currently provides meet the national development needs of Paraguay? (1-To no degree at all, 10-To a very significant degree) | 138 | 7 | 5.88 | 1.95 |

C. World Bank Effectiveness and Results

| How effective do you believe the World Bank is in terms of the work it does in the following areas of development in Paraguay? (1-Not effective at all, 10-Very effective) | Effectiveness | | | |
|---|---------------|----|------|------|
| | N | DK | Mean | SD |
| 1. Anti-corruption | 91 | 20 | 4.77 | 1.99 |
| 2. Transport (e.g., roads, bridges, transportation) | 85 | 25 | 5.25 | 1.95 |
| 3. Crime and violence | 63 | 44 | 4.10 | 1.67 |
| 4. Law and justice (e.g., judicial system) | 69 | 38 | 4.17 | 1.96 |
| 5. Basic infrastructure | 91 | 21 | 5.59 | 2.02 |
| 6. Poverty reduction | 119 | 12 | 5.27 | 2.02 |
| 7. Gender | 102 | 30 | 5.35 | 1.95 |
| 8. Domestic private sector development | 68 | 35 | 4.84 | 1.85 |
| 9. Water and sanitation | 103 | 20 | 5.74 | 2.01 |
| 10. Economic growth | 83 | 21 | 5.40 | 2.07 |
| 11. Energy | 80 | 30 | 5.24 | 1.83 |
| 12. Job creation/employment | 60 | 44 | 4.85 | 1.96 |
| 13. Equality of opportunity (i.e., equity) | 78 | 33 | 5.21 | 2.09 |
| 14. Health | 97 | 26 | 5.46 | 1.87 |
| 15. Rural development | 86 | 20 | 5.17 | 2.18 |
| 16. Education | 102 | 23 | 5.54 | 1.83 |
| 17. Social protection (e.g., pensions, targeted social assistance) | 61 | 49 | 4.41 | 2.33 |
| 18. Climate change (e.g., mitigation, adaptation) | 85 | 44 | 5.01 | 1.70 |

| Achieving Development Results | N | DK | Mean | SD |
|---|-----|----|------|------|
| 19. To what extent does the World Bank's work help to achieve development results in Paraguay?* (1-To no degree at all, 10-To a very significant degree) | 137 | 8 | 5.51 | 1.77 |

| To what extent do you agree with the following statements about the World Bank in Paraguay? (1-Strongly disagree, 10-Strongly agree) | N | DK | Mean | SD |
|--|-----|----|------|------|
| 20. The World Bank's financial instruments (i.e., investment lending, Development Policy Loan, Trust Funds, Program 4 Results, etc.) meet the needs of Paraguay* | 133 | 9 | 4.74 | 2.14 |
| 21. The World Bank meets Paraguay's needs for knowledge services (e.g., research, analysis, data, technical assistance)* | 134 | 8 | 4.88 | 2.08 |

D. The World Bank's Knowledge Work and Activities (i.e., Analysis, Studies, Research, Data, Reports, Conferences)

| 1. How frequently do you consult World Bank knowledge work and activities in the work you do? | Percentage of Respondents (N=144) |
|---|-----------------------------------|
| Weekly | 2.1% |
| Monthly | 11.8% |
| A few times a year | 49.3% |
| Rarely | 32.6% |
| Never | 4.2% |

| 2. When thinking about the development challenges in Paraguay, where do you believe it would be most valuable for the World Bank to focus its knowledge work and activities in the next few years? (Choose no more than THREE) | Percentage of Respondents (Responses Combined; N=149) |
|--|---|
| Education | 59.1% |
| Poverty reduction | 42.3% |
| Health | 28.9% |
| Economic growth | 22.8% |
| Transport (e.g., roads, bridges, transportation) | 18.8% |
| Rural development | 18.1% |
| Climate change (e.g., mitigation, adaptation) | 16.1% |
| Law and justice (e.g., judicial system) | 16.1% |
| Basic infrastructure | 16.1% |
| Anti-corruption | 12.8% |
| Water and sanitation | 12.1% |
| Job creation/employment | 8.7% |
| Domestic private sector development | 6.7% |
| Energy | 4.7% |
| Social protection (e.g., pensions, targeted social assistance) | 4.7% |
| Equality of opportunity (i.e., equity) | 4.7% |
| Gender | 2.0% |
| Crime and violence | 0.0% |

| In Paraguay, to what extent do you believe that the World Bank's knowledge work and activities: (1-To no degree at all, 10-To a very significant degree) | Degree | | | |
|---|--------|----|------|------|
| | N | DK | Mean | SD |
| 3. Are timely | 120 | 11 | 5.73 | 1.71 |
| 4. Are relevant to Paraguay's development priorities | 121 | 10 | 5.87 | 1.63 |
| 5. Provide feasible recommendations | 123 | 10 | 5.87 | 1.55 |
| 6. Are accessible (well written and easy to understand) | 125 | 7 | 5.76 | 1.96 |
| 7. Are source of relevant information on global good practices. | 107 | 18 | 6.12 | 1.84 |
| 8. Are adequately disseminated | 127 | 7 | 4.29 | 2.36 |
| 9. Are translated enough into local language | 107 | 19 | 5.44 | 2.23 |
| 10. Are adaptable to Paraguay's specific development challenges and country circumstances* | 112 | 13 | 5.37 | 1.88 |

D. The World Bank's Knowledge Work and Activities (continued)

| Overall Evaluations | N | DK | Mean | SD |
|---|-----|----|------|------|
| 11. Overall, how significant a contribution do you believe the World Bank's knowledge work and activities make to development results in your country?* (1-Not significant at all, 10-Very significant) | 136 | 8 | 6.11 | 1.90 |
| 12. Overall, how would you rate the technical quality of the World Bank's knowledge work and activities?* (1-Very low technical quality, 10-Very high technical quality) | 133 | 14 | 6.41 | 1.75 |

| 13. Have you read/consulted the most recent LAC Flagship Report: <i>Economic Mobility and the Rise of the Latin American Middle Class</i> ? | Percentage of Respondents (N=142) |
|---|-----------------------------------|
| Yes | 21.1% |
| No | 78.9% |

| LAC Flagship Report Evaluations (1-To no degree at all, 10-To a very significant degree) | N | DK | Mean | SD |
|---|----|----|------|------|
| 14. To what extent do you believe the Flagship Report raised substantive new information and insight that you were not aware of prior to reading? | 32 | 17 | 6.97 | 1.66 |
| 15. To what extent do you believe the Flagship Report provided you with useful information in terms of the work you do? | 32 | 15 | 6.91 | 1.61 |

E. Working with the World Bank

| To what extent do you agree/disagree with the following statements? (1-Strongly disagree, 10-Strongly agree) | Level of Agreement | | | |
|--|--------------------|----|------|------|
| | N | DK | Mean | SD |
| 1. The World Bank disburses funds promptly | 67 | 53 | 5.81 | 2.17 |
| 2. The World Bank effectively monitors and evaluates the projects and programs it supports | 76 | 44 | 6.67 | 2.28 |
| 3. The World Bank's approvals and reviews are done in a timely fashion | 67 | 52 | 5.85 | 2.10 |
| 4. The World Bank's "Safeguard Policy" requirements are reasonable | 62 | 53 | 6.06 | 1.94 |
| 5. The World Bank ensures consistency and continuity through staff changes | 56 | 62 | 6.59 | 2.16 |
| 6. The World Bank's teams and visits are well coordinated | 66 | 51 | 6.91 | 2.07 |
| 7. Where country systems (e.g., procurement, financial management, etc.) are adequate, the World Bank makes appropriate use of them* | 52 | 65 | 6.85 | 2.01 |
| 8. The World Bank provides effective implementation support (i.e., supervision of projects) | 68 | 51 | 6.51 | 2.53 |

F. The Future Role of the World Bank in Paraguay

| The Bank's Direction | N | DK | Mean | SD |
|---|-----|----|------|------|
| 1. In the last three years, to what extent do you believe that the World Bank has moved in the right direction in terms of the focus of its work in Paraguay? 1-To no degree at all, 10-To a very significant degree) | 117 | 23 | 5.66 | 1.97 |

F. The Future Role of the World Bank in Paraguay (continued)

| The Bank's Role (1-Not a significant role at all, 10-Very significant role) | N | DK | Mean | SD |
|---|----------|-----------|-------------|-----------|
| 2. How significant a role do you believe that international development cooperation (e.g. range of donors and partners) SHOULD play in Paraguay's development in the near future? | 137 | 2 | 7.83 | 1.57 |
| 3. How significant a role do you believe the World Bank SHOULD play in Paraguay's development in the near future? | 137 | 2 | 7.88 | 1.58 |

| 4. Which of the following SHOULD the World Bank do to make itself of greater value in Paraguay? (Choose no more than TWO) | Percentage of Respondents (Responses Combined; N=137) |
|--|--|
| Reach out more to groups outside of government | 47.4% |
| Reduce the complexity of obtaining World Bank financing | 41.6% |
| Improve the quality of its experts as related to Paraguay's specific challenges | 19.0% |
| Offer more innovative financial products | 14.6% |
| Work faster | 14.6% |
| Improve the competitiveness of its financing compared to markets (e.g., cost, timeliness, and other terms) | 11.7% |
| Offer more innovative knowledge services | 8.0% |
| Focus primarily on advocacy issues | 5.8% |
| Other | 5.8% |
| Ensure greater selectivity in its work | 4.4% |
| Increase availability of Fee-Based services | 2.2% |

| 5. When considering the combination of services that the World Bank Group offers in Paraguay, and taking into account its limited level of resources, which ONE of the following do you believe the World Bank should offer more of in Paraguay? (Please mark only ONE response) | Percentage of Respondents (N=145) |
|---|--|
| The combination is appropriate for Paraguay | 49.7% |
| Financial services | 28.3% |
| Knowledge products | 17.2% |
| Convening services | 3.4% |
| None of the above | 1.4% |

G. Communication and Information Sharing

| 1. How do you get most of your information about economic and social development issues in Paraguay? (Choose no more than TWO) | Percentage of Respondents (Responses Combined; N=148) |
|---|--|
| Local newspapers | 69.6% |
| Internet | 54.7% |
| Periodicals | 28.4% |
| Local television | 14.9% |
| Other | 6.1% |
| Local radio | 5.4% |
| Social media (Facebook, Twitter, YouTube) | 5.4% |
| International newspapers | 2.7% |
| International television | 2.7% |
| Blogs | 1.4% |
| International radio | 0.0% |

G. Communication and Information Sharing (continued)

| 2. How would you prefer to receive information from the World Bank? (Choose no more than TWO) | Percentage of Respondents (Responses Combined; N=148) |
|--|--|
| e-Newsletters | 39.2% |
| World Bank seminars/workshops/conferences | 36.5% |
| World Bank publications and other written materials | 35.1% |
| Direct contact with World Bank (i.e., face to face meetings/discussions) | 32.4% |
| World Bank website | 26.4% |
| Social media (Facebook, Twitter, YouTube) | 8.1% |
| World Bank Public Information Center | 4.7% |
| Blogs | 3.4% |
| Instant messaging | 0.7% |
| Mobile phones | 0.7% |
| Other | 0.7% |

| 3. Are you aware of the World Bank's Access to Information Policy under which the Bank will now disclose any information in its possession that is not a list of exceptions? | Percentage of Respondents (N=141) |
|---|--|
| Yes | 31.9% |
| No | 68.1% |

| 4. Have you requested information from the World Bank on its activities in the past year? | Percentage of Respondents (N=136) |
|--|--|
| Yes | 5.1% |
| No | 94.9% |

| 5. Were you able to obtain this information? | Percentage of Respondents (N=18) |
|---|---|
| Yes | 33.3% |
| No | 66.7% |

| 6. Do you have access to the Internet? | Percentage of Respondents (N=141) |
|---|--|
| Yes | 99.3% |
| No | .7% |

| 7. Do you use/have used the World Bank website? | Percentage of Respondents (N=143) |
|--|--|
| Yes | 74.8% |
| No | 25.2% |

| 8. Which do you primarily use? | Percentage of Respondents (N=114) |
|---|--|
| The World Bank's country website (www.bancomundial.org.py) | 63.2% |
| The World Bank's main website (www.worldbank.org) | 36.8% |

| 9. Which Internet connection do you use primarily when visiting a World Bank website? | Percentage of Respondents (N=114) |
|--|--|
| High speed | 96.5% |
| Dial-up | 3.5% |

G. Communication and Information Sharing (continued)

| Please rate how much you agree with the following statements. (1-Strongly disagree, 10-Strongly agree) | Level of Agreement | | | |
|--|--------------------|----|------|------|
| | N | DK | Mean | SD |
| 10. I use/consult World Bank data more currently than I did a few years ago. | 131 | 5 | 4.49 | 2.33 |
| 11. I find the World Bank websites easy to navigate. | 107 | 12 | 6.74 | 1.64 |
| 12. I find the information on the World Bank's websites useful. | 105 | 12 | 6.90 | 1.65 |
| 13. When I need information from the World Bank I know how to find it (e.g., whom to call, where to reach them, etc.). | 127 | 10 | 7.16 | 2.41 |
| 14. The World Bank is responsive to my information requests and inquiries. | 90 | 34 | 7.69 | 1.99 |

H. Background Information

| 1. Which of the following best describes your current position? (Please mark only ONE response) | Percentage of Respondents (N=148) |
|--|--------------------------------------|
| Office of Minister | 13.5% |
| Employee of a Ministry, Ministerial Department or Implementation Agency | 12.8% |
| Private Sector Organization | 12.8% |
| Office of Parliamentarian | 10.8% |
| NGO | 10.1% |
| Independent Government Institution | 8.8% |
| Financial Sector/Private Bank | 5.4% |
| Media | 4.7% |
| Academia/Research Institute/Think Tank | 4.7% |
| Project Management Unit (PMU) overseeing implementation of project | 4.1% |
| Private Foundation | 4.1% |
| Other | 2.7% |
| Office of the President | 1.4% |
| Consultant/Contractor working on World Bank supported Project/Program | 1.4% |
| Local Government Office or Staff | .7% |
| Bilateral Agency | .7% |
| Community-Based Organization | .7% |
| Trade Union | .7% |

| 2. Please identify the primary specialization of your work. (Please mark only ONE response) | Percentage of Respondents (N=147) |
|--|--------------------------------------|
| Other | 12.9% |
| Education | 12.2% |
| Financial markets / banking | 12.2% |
| Public sector governance / public financial management / anti-corruption | 10.2% |
| Agriculture/ rural development / food security | 9.5% |
| Information and communications technology | 6.8% |
| Natural resource management / environmental sustainability | 6.8% |
| Private sector development / foreign direct investment | 6.8% |
| Law and justice / regulatory framework | 6.1% |
| Water and sanitation | 4.1% |
| Climate change / disaster management | 2.7% |
| Health / communicable/non-communicable diseases | 2.7% |
| Transport | 2.7% |
| Energy | 2.0% |
| Social protection | 1.4% |
| Gender / equality of opportunity | .7% |

H. Background Information (continued)

| 3. Currently, do you professionally collaborate/work with the World Bank in your country? | Percentage of Respondents (N=140) |
|--|--|
| Yes | 12.1% |
| No | 87.9% |

| 4. Which of the following describes most of your exposure to the World Bank in Paraguay? (Choose no more than TWO) | Percentage of Respondents (N=123) |
|---|--|
| Engage in World Bank related/sponsored events/activities | 42.6% |
| Observer (i.e., follow in media, discuss in informal conversations, etc.) | 40.7% |
| Use World Bank reports/data | 35.0% |
| Use World Bank website for information, data, research, etc. | 26.8% |
| Collaborate as part of my professional duties | 12.2% |

| 5. Which best represents your geographic location? | Percentage of Respondents (N=143) |
|---|--|
| Asuncion | 97.2% |
| Rural areas | 1.4% |
| Ciudad del Este | .7% |
| Other cities | .7% |

Appendix B: Responses to All Questions by Stakeholder Groups

A. General Issues Facing Paraguay

In general, how would you say that Paraguay is headed in...?

| Percentage of Respondents | Office of the President/ Minister | Office of Parliamentarian | Employee of a Ministry | Consultant on Bank-supported Project/PMU | Private Sector / Financial Sector/ Private Bank | NGO/CBO/ Private Foundation | Media | Independent Government Institution | Academia | Other |
|---------------------------|--------------------------------------|------------------------------|------------------------------|--|---|-----------------------------------|-------|--|----------|-------|
| The right direction | 72.7% | 60.0% | 76.5% | 75.0% | 51.9% | 42.1% | 42.9% | 76.9% | 42.9% | 71.4% |
| The wrong direction | - | 33.3% | 5.9% | 12.5% | 11.1% | 5.3% | - | - | 14.3% | 14.3% |
| Not sure | 27.3% | 6.7% | 17.6% | 12.5% | 37.0% | 52.6% | 57.1% | 23.1% | 42.9% | 14.3% |

Listed below are a number of development priorities in Paraguay. Please identify which of the following you consider the most important development priorities in Paraguay?

(Choose no more than THREE)

| Percentage of Respondents (Responses Combined) | Office of the President/ Minister | Office of Parliamentarian | Employee of a Ministry | Consultant on Bank-supported Project/PMU | Private Sector / Financial Sector/ Private Bank | NGO/CBO/ Private Foundation | Media | Independent Government Institution | Academia | Other |
|---|--------------------------------------|------------------------------|------------------------------|--|---|-----------------------------------|-------|--|----------|-------|
| Social protection | 9.1% | 0.0% | 0.0% | 25.0% | 7.4% | 9.1% | 0.0% | 0.0% | 0.0% | 16.7% |
| Transport* | 13.6% | 0.0% | 0.0% | 50.0% | 33.3% | 13.6% | 42.9% | 7.7% | 28.6% | 0.0% |
| Gender | 0.0% | 0.0% | 5.3% | 0.0% | 3.7% | 0.0% | 0.0% | 0.0% | 0.0% | 0.0% |
| Domestic private sector development | 9.1% | 6.3% | 0.0% | 12.5% | 25.9% | 4.5% | 0.0% | 0.0% | 0.0% | 0.0% |
| Water and sanitation | 9.1% | 0.0% | 10.5% | 25.0% | 3.7% | 9.1% | 28.6% | 15.4% | 14.3% | 0.0% |
| Anti-corruption | 22.7% | 12.5% | 31.6% | 0.0% | 14.8% | 31.8% | 0.0% | 23.1% | 57.1% | 0.0% |
| Job creation/employment | 9.1% | 12.5% | 21.1% | 12.5% | 11.1% | 27.3% | 42.9% | 23.1% | 42.9% | 16.7% |
| Rural development | 22.7% | 43.8% | 21.1% | 12.5% | 25.9% | 22.7% | 0.0% | 7.7% | 14.3% | 16.7% |
| Equality of opportunity | 9.1% | 0.0% | 10.5% | 12.5% | 3.7% | 0.0% | 0.0% | 7.7% | 0.0% | 0.0% |
| Health | 45.5% | 31.3% | 42.1% | 25.0% | 25.9% | 31.8% | 57.1% | 53.8% | 14.3% | 66.7% |
| Education | 72.7% | 81.3% | 78.9% | 75.0% | 55.6% | 68.2% | 85.7% | 76.9% | 57.1% | 66.7% |
| Poverty reduction | 27.3% | 37.5% | 36.8% | 25.0% | 18.5% | 22.7% | 0.0% | 15.4% | 57.1% | 66.7% |
| Energy | 4.5% | 0.0% | 0.0% | 0.0% | 0.0% | 0.0% | 0.0% | 7.7% | 0.0% | 0.0% |
| Climate change | 4.5% | 12.5% | 0.0% | 0.0% | 0.0% | 9.1% | 0.0% | 0.0% | 0.0% | 0.0% |
| Crime and violence* | 0.0% | 0.0% | 0.0% | 0.0% | 0.0% | 0.0% | 0.0% | 15.4% | 0.0% | 0.0% |
| Economic growth | 13.6% | 12.5% | 10.5% | 0.0% | 33.3% | 9.1% | 14.3% | 15.4% | 14.3% | 0.0% |
| Law and justice | 9.1% | 25.0% | 10.5% | 25.0% | 11.1% | 18.2% | 0.0% | 15.4% | 0.0% | 16.7% |
| Basic infrastructure | 18.2% | 18.8% | 15.8% | 0.0% | 25.9% | 22.7% | 28.6% | 15.4% | 0.0% | 33.3% |

*Significantly different between stakeholder groups

A. General Issues Facing Paraguay (continued)

Poverty reduction is a broad term that encompasses work in many different areas. Which THREE areas of development listed below do you believe would contribute most to reducing poverty in Paraguay? (Choose no more than THREE)

| Percentage of Respondents (Responses Combined) | Office of the President/ Minister | Office of Parliamentarian | Employee of a Ministry | Consultant on Bank-supported Project/PMU | Private Sector / Financial Sector/ Private Bank | NGO/CBO/ Private Foundation | Media | Independent Government Institution | Academia | Other |
|---|---|------------------------------|------------------------------|--|---|-----------------------------------|-------|--|----------|-------|
| Water and sanitation | 22.7% | 12.5% | 10.5% | 12.5% | 29.6% | 23.8% | 0.0% | 23.1% | 28.6% | 0.0% |
| Equality of opportunity | 13.6% | 0.0% | 5.3% | 0.0% | 3.7% | 14.3% | 28.6% | 7.7% | 0.0% | 0.0% |
| Economic growth* | 22.7% | 0.0% | 5.3% | 0.0% | 3.7% | 0.0% | 0.0% | 0.0% | 0.0% | 0.0% |
| Climate change | 9.1% | 0.0% | 0.0% | 0.0% | 0.0% | 4.8% | 0.0% | 0.0% | 0.0% | 0.0% |
| Gender | 0.0% | 0.0% | 5.3% | 0.0% | 3.7% | 0.0% | 0.0% | 0.0% | 0.0% | 0.0% |
| Rural development | 50.0% | 25.0% | 31.6% | 37.5% | 18.5% | 14.3% | 28.6% | 30.8% | 28.6% | 42.9% |
| Basic infrastructure | 22.7% | 37.5% | 26.3% | 25.0% | 29.6% | 23.8% | 42.9% | 46.2% | 14.3% | 28.6% |
| Social protection | 4.5% | 12.5% | 5.3% | 37.5% | 3.7% | 9.5% | 14.3% | 7.7% | 28.6% | 14.3% |
| Law and justice | 9.1% | 12.5% | 5.3% | 12.5% | 7.4% | 19.0% | 0.0% | 7.7% | 0.0% | 28.6% |
| Transport | 9.1% | 6.3% | 10.5% | 12.5% | 3.7% | 14.3% | 14.3% | 7.7% | 14.3% | 14.3% |
| Crime and violence | 0.0% | 0.0% | 5.3% | 0.0% | 0.0% | 0.0% | 14.3% | 0.0% | 0.0% | 0.0% |
| Anti-corruption | 13.6% | 6.3% | 10.5% | 12.5% | 11.1% | 23.8% | 14.3% | 7.7% | 14.3% | 14.3% |
| Domestic private sector development | 13.6% | 12.5% | 5.3% | 12.5% | 3.7% | 0.0% | 14.3% | 7.7% | 0.0% | 0.0% |
| Education | 68.2% | 81.3% | 78.9% | 75.0% | 88.9% | 76.2% | 57.1% | 76.9% | 100.0% | 71.4% |
| Energy | 0.0% | 0.0% | 0.0% | 0.0% | 0.0% | 0.0% | 0.0% | 7.7% | 0.0% | 0.0% |
| Health | 27.3% | 37.5% | 31.6% | 12.5% | 37.0% | 28.6% | 42.9% | 38.5% | 42.9% | 42.9% |
| Job creation/employment | 13.6% | 56.3% | 63.2% | 50.0% | 55.6% | 42.9% | 28.6% | 30.8% | 28.6% | 42.9% |

*Significantly different between stakeholder groups

Economic growth can be driven by a number of factors. Which THREE areas below do you believe would contribute most to generating economic growth in Paraguay? (Choose no more than THREE)

| Percentage of Respondents (Responses Combined) | Office of the President/ Minister | Office of Parliamentarian | Employee of a Ministry | Consultant on Bank-supported Project/PMU | Private Sector / Financial Sector/ Private Bank | NGO/CBO/ Private Foundation | Media | Independent Government Institution | Academia | Other |
|---|---|------------------------------|------------------------------|--|---|-----------------------------------|-------|--|----------|-------|
| Energy | 13.6% | 0.0% | 10.5% | 0.0% | 3.7% | 9.1% | 28.6% | 7.7% | 28.6% | 28.6% |
| Gender | 0.0% | 0.0% | 5.3% | 0.0% | 0.0% | 0.0% | 0.0% | 0.0% | 0.0% | 0.0% |
| Equality of opportunity | 9.1% | 18.8% | 10.5% | 12.5% | 0.0% | 9.1% | 0.0% | 7.7% | 0.0% | 0.0% |
| Social protection | 4.5% | 0.0% | 0.0% | 0.0% | 0.0% | 4.5% | 0.0% | 0.0% | 0.0% | 0.0% |
| Climate change | 13.6% | 0.0% | 0.0% | 0.0% | 0.0% | 4.5% | 0.0% | 0.0% | 0.0% | 0.0% |
| Anti-corruption | 36.4% | 12.5% | 42.1% | 25.0% | 18.5% | 40.9% | 28.6% | 23.1% | 42.9% | 14.3% |
| Rural development | 31.8% | 50.0% | 42.1% | 12.5% | 59.3% | 36.4% | 14.3% | 38.5% | 28.6% | 28.6% |
| Water and sanitation | 9.1% | 0.0% | 0.0% | 25.0% | 0.0% | 4.5% | 0.0% | 7.7% | 14.3% | 0.0% |
| Education | 50.0% | 56.3% | 57.9% | 87.5% | 70.4% | 68.2% | 57.1% | 61.5% | 28.6% | 71.4% |
| Domestic private sector development | 18.2% | 31.3% | 26.3% | 25.0% | 25.9% | 4.5% | 28.6% | 23.1% | 57.1% | 14.3% |
| Job creation/employment | 13.6% | 31.3% | 26.3% | 37.5% | 33.3% | 31.8% | 42.9% | 38.5% | 28.6% | 28.6% |
| Transport* | 27.3% | 56.3% | 21.1% | 0.0% | 48.1% | 18.2% | 14.3% | 23.1% | 28.6% | 14.3% |
| Health | 22.7% | 12.5% | 15.8% | 0.0% | 3.7% | 22.7% | 28.6% | 30.8% | 0.0% | 42.9% |
| Basic infrastructure | 31.8% | 31.3% | 31.6% | 50.0% | 22.2% | 22.7% | 42.9% | 38.5% | 42.9% | 28.6% |
| Law and justice | 13.6% | 0.0% | 10.5% | 12.5% | 14.8% | 18.2% | 14.3% | 0.0% | 0.0% | 28.6% |
| Crime and violence | 0.0% | 0.0% | 0.0% | 0.0% | 0.0% | 0.0% | 0.0% | 0.0% | 0.0% | 0.0% |

*Significantly different between stakeholder groups

A. General Issues Facing Paraguay (continued)

When thinking about the idea of “shared prosperity” in your country, which of the following TWO best illustrate how this would be achieved in Paraguay? (Choose no more than TWO)

| Percentage of Respondents (Responses Combined) | Office of the President/ Minister | Office of Parliamentarian | Employee of a Ministry | Consultant on Bank-supported Project/PMU | Private Sector / Financial Sector/ Private Bank | NGO/CBO/ Private Foundation | Media | Independent Government Institution | Academia | Other |
|--|---|------------------------------|------------------------------|--|---|-----------------------------------|-------|--|----------|-------|
| Better employment opportunities for young people | 5.0% | 6.3% | 6.3% | 16.7% | 8.0% | 9.5% | 0.0% | 0.0% | 0.0% | 16.7% |
| Better employment opportunities for women | 0.0% | 0.0% | 12.5% | 16.7% | 12.0% | 4.8% | 0.0% | 0.0% | 0.0% | 0.0% |
| Greater access to micro-finance for the poor | 10.0% | 12.5% | 12.5% | 0.0% | 20.0% | 4.8% | 16.7% | 15.4% | 16.7% | 16.7% |
| Greater voice and participation for citizens to help ensure greater accountability | 5.0% | 0.0% | 0.0% | 0.0% | 0.0% | 4.8% | 0.0% | 7.7% | 16.7% | 0.0% |
| Greater access to health and nutrition for citizens | 25.0% | 0.0% | 18.8% | 33.3% | 4.0% | 14.3% | 33.3% | 15.4% | 16.7% | 33.3% |
| Better entrepreneurial opportunities | 10.0% | 6.3% | 12.5% | 0.0% | 4.0% | 4.8% | 0.0% | 7.7% | 0.0% | 16.7% |
| A growing middle class | 15.0% | 6.3% | 6.3% | 33.3% | 8.0% | 4.8% | 33.3% | 15.4% | 33.3% | 33.3% |
| Better opportunity for the poor who live in rural areas | 20.0% | 18.8% | 0.0% | 16.7% | 0.0% | 4.8% | 0.0% | 0.0% | 16.7% | 0.0% |
| Better opportunity for the poor who live in urban areas | 0.0% | 0.0% | 0.0% | 0.0% | 0.0% | 0.0% | 0.0% | 0.0% | 0.0% | 0.0% |
| Consistent economic growth | 20.0% | 25.0% | 31.3% | 50.0% | 28.0% | 23.8% | 33.3% | 38.5% | 33.3% | 33.3% |
| More effective risk management | 0.0% | 0.0% | 6.3% | 0.0% | 12.0% | 0.0% | 0.0% | 0.0% | 0.0% | 0.0% |
| Greater equity of fiscal policy* | 0.0% | 0.0% | 12.5% | 0.0% | 0.0% | 38.1% | 16.7% | 0.0% | 16.7% | 0.0% |
| Education and training that better ensure job opportunity | 55.0% | 62.5% | 31.3% | 16.7% | 32.0% | 47.6% | 33.3% | 23.1% | 33.3% | 16.7% |
| Better quality public services* | 25.0% | 43.8% | 31.3% | 0.0% | 64.0% | 23.8% | 16.7% | 38.5% | 16.7% | 0.0% |
| Other* | 0.0% | 0.0% | 0.0% | 16.7% | 0.0% | 0.0% | 0.0% | 0.0% | 0.0% | 16.7% |

*Significantly different between stakeholder groups

B. Overall Attitudes toward the World Bank

How familiar are you with the work of these organizations in Paraguay? (1-Not familiar at all, 10-Extremely familiar)

| | Office of the President/Minister | | | Office of Parliamentarian | | | Employee of a Ministry | | | Consultant on Bank-supported Project/PMU | | | Private Sector/ Financial Sector/ Private Bank | | | NGO/CBO/ Private Foundation | | | Media | | | Independent Government Institution | | | Academia/ Research Institute | | | Other | | |
|---|-------------------------------------|------|------|------------------------------|------|------|---------------------------|------|------|--|------|------|--|------|------|--------------------------------|------|------|-------|------|------|--|------|------|---------------------------------|------|------|-------|------|------|
| | N | Mean | SD | N | Mean | SD | N | Mean | SD | N | Mean | SD | N | Mean | SD | N | Mean | SD | N | Mean | SD | N | Mean | SD | N | Mean | SD | N | Mean | SD |
| World Bank (WB/BM)* | 22 | 6.41 | 1.99 | 16 | 4.75 | 1.61 | 19 | 6.89 | 1.70 | 8 | 7.88 | 2.23 | 27 | 5.67 | 1.54 | 21 | 5.29 | 1.38 | 7 | 5.43 | 1.72 | 12 | 6.17 | 1.64 | 7 | 5.71 | 1.70 | 7 | 6.71 | 1.70 |
| Inter-American Development Bank (IDB/BID) | 22 | 7.09 | 1.74 | 16 | 6.94 | 1.29 | 19 | 7.37 | 1.57 | 8 | 7.13 | 2.10 | 27 | 7.41 | 1.12 | 22 | 7.14 | 1.64 | 7 | 6.71 | 0.95 | 12 | 7.92 | 1.44 | 7 | 7.29 | 1.38 | 7 | 7.29 | 1.38 |
| Latin American Development Bank (CAF) | 19 | 4.05 | 2.64 | 16 | 2.81 | 1.47 | 19 | 3.89 | 2.26 | 7 | 4.00 | 1.29 | 27 | 4.44 | 1.76 | 20 | 2.80 | 1.58 | 7 | 3.71 | 2.06 | 10 | 3.40 | 1.58 | 7 | 3.57 | 2.44 | 6 | 4.00 | 2.83 |

*Significantly different between stakeholder groups

B. Overall Attitudes toward the World Bank (continued)

Overall, please rate your impression of the effectiveness of these organizations in Paraguay. (1-Not effective at all, 10-Very effective)

| | Office of the President/Minister | | | Office of Parliamentarian | | | Employee of a Ministry | | | Consultant on Bank-supported Project/PMU | | | Private Sector/ Financial Sector/ Private Bank | | | NGO/CBO/ Private Foundation | | | Media | | | Independent Government Institution | | | Academia/ Research Institute | | | Other | | |
|---|----------------------------------|------|------|---------------------------|------|------|------------------------|------|------|--|------|------|--|------|------|-----------------------------|------|------|-------|------|------|------------------------------------|------|------|------------------------------|------|------|-------|------|------|
| | N | Mean | SD | N | Mean | SD | N | Mean | SD | N | Mean | SD | N | Mean | SD | N | Mean | SD | N | Mean | SD | N | Mean | SD | N | Mean | SD | N | Mean | SD |
| World Bank (WB/BM)* | 22 | 6.41 | 1.94 | 16 | 4.31 | 1.45 | 19 | 6.68 | 1.60 | 7 | 8.00 | 2.08 | 26 | 5.81 | 1.52 | 21 | 5.10 | 1.67 | 7 | 5.00 | 1.16 | 12 | 6.33 | 1.78 | 7 | 6.14 | 1.46 | 7 | 6.29 | 1.70 |
| Inter-American Development Bank (IDB/BID) | 22 | 7.18 | 1.97 | 16 | 6.75 | 1.34 | 19 | 7.26 | 1.52 | 7 | 7.86 | 1.77 | 26 | 7.31 | 1.57 | 22 | 6.77 | 1.85 | 7 | 7.14 | 1.68 | 13 | 8.23 | 1.17 | 7 | 7.29 | 1.11 | 7 | 7.71 | 1.38 |
| Latin American Development Bank (CAF) | 18 | 3.94 | 2.84 | 11 | 3.00 | 1.73 | 11 | 3.91 | 2.74 | 3 | 3.33 | 1.53 | 26 | 4.31 | 1.46 | 16 | 2.94 | 1.00 | 6 | 3.83 | 1.84 | 11 | 3.27 | 1.42 | 5 | 4.20 | 1.79 | 5 | 4.60 | 2.79 |

*Significantly different between stakeholder groups

| | Office of the President/Minister | | | Office of Parliamentarian | | | Employee of a Ministry | | | Consultant on Bank-supported Project/PMU | | | Private Sector/ Financial Sector/ Private Bank | | | NGO/CBO/ Private Foundation | | | Media | | | Independent Government Institution | | | Academia/ Research Institute | | | Other | | |
|--|----------------------------------|------|------|---------------------------|------|------|------------------------|------|------|--|------|------|--|------|------|-----------------------------|------|------|-------|------|------|------------------------------------|------|------|------------------------------|------|------|-------|------|------|
| | N | Mean | SD | N | Mean | SD | N | Mean | SD | N | Mean | SD | N | Mean | SD | N | Mean | SD | N | Mean | SD | N | Mean | SD | N | Mean | SD | N | Mean | SD |
| To what extent do you believe the World Bank's staff is well prepared to help Paraguay solve its most complicated development challenges?* | 18 | 7.17 | 1.82 | 16 | 5.38 | 1.41 | 18 | 7.22 | 1.87 | 6 | 8.83 | 0.98 | 25 | 6.00 | 1.56 | 18 | 6.00 | 2.14 | 2 | 5.00 | 1.41 | 11 | 6.00 | 2.05 | 6 | 6.83 | 2.14 | 6 | 7.17 | 1.94 |

(1-To no degree at all, 10-To a very significant degree) *Significantly different between stakeholder groups

When thinking about how the World Bank can have the most impact on development results in Paraguay, in which sectoral areas do you believe the World Bank should focus most of its attention and resources in Paraguay? (Choose no more than THREE)

| Percentage of Respondents (Responses Combined) | Office of the President/Minister | Office of Parliamentarian | Employee of a Ministry | Consultant on Bank-supported Project/PMU | Private Sector / Financial Sector/ Private Bank | NGO/CBO/ Private Foundation | Media | Independent Government Institution | Academia | Other |
|--|----------------------------------|---------------------------|------------------------|--|---|-----------------------------|-------|------------------------------------|----------|-------|
| Social protection | 9.1% | 0.0% | 0.0% | 25.0% | 0.0% | 4.5% | 0.0% | 0.0% | 0.0% | 14.3% |
| Transport | 27.3% | 25.0% | 21.1% | 50.0% | 33.3% | 13.6% | 28.6% | 23.1% | 28.6% | 14.3% |
| Poverty reduction | 40.9% | 37.5% | 36.8% | 37.5% | 22.2% | 31.8% | 28.6% | 30.8% | 57.1% | 57.1% |
| Gender | 0.0% | 0.0% | 5.3% | 0.0% | 0.0% | 0.0% | 0.0% | 0.0% | 0.0% | 0.0% |
| Crime and violence | 9.1% | 0.0% | 0.0% | 0.0% | 0.0% | 0.0% | 0.0% | 0.0% | 0.0% | 0.0% |
| Domestic private sector development | 9.1% | 6.3% | 5.3% | 0.0% | 7.4% | 0.0% | 0.0% | 7.7% | 14.3% | 0.0% |
| Rural development | 27.3% | 31.3% | 36.8% | 12.5% | 25.9% | 13.6% | 0.0% | 15.4% | 28.6% | 14.3% |
| Water and sanitation | 18.2% | 6.3% | 10.5% | 37.5% | 18.5% | 22.7% | 0.0% | 15.4% | 28.6% | 0.0% |
| Energy | 4.5% | 0.0% | 15.8% | 25.0% | 3.7% | 0.0% | 0.0% | 0.0% | 0.0% | 0.0% |
| Job creation/employment | 13.6% | 6.3% | 15.8% | 12.5% | 0.0% | 4.5% | 14.3% | 7.7% | 14.3% | 14.3% |
| Equality of opportunity | 4.5% | 0.0% | 10.5% | 0.0% | 0.0% | 13.6% | 0.0% | 7.7% | 0.0% | 0.0% |
| Health | 22.7% | 12.5% | 31.6% | 12.5% | 33.3% | 36.4% | 28.6% | 46.2% | 0.0% | 71.4% |
| Education | 45.5% | 81.3% | 63.2% | 50.0% | 51.9% | 81.8% | 42.9% | 76.9% | 28.6% | 57.1% |
| Climate change | 13.6% | 31.3% | 0.0% | 0.0% | 18.5% | 4.5% | 14.3% | 7.7% | 14.3% | 0.0% |
| Economic growth* | 18.2% | 6.3% | 5.3% | 12.5% | 44.4% | 9.1% | 14.3% | 15.4% | 28.6% | 0.0% |
| Law and justice | 9.1% | 25.0% | 10.5% | 0.0% | 11.1% | 13.6% | 14.3% | 15.4% | 0.0% | 28.6% |
| Basic infrastructure | 18.2% | 25.0% | 15.8% | 12.5% | 11.1% | 18.2% | 28.6% | 15.4% | 42.9% | 28.6% |
| Anti-corruption | 4.5% | 6.3% | 10.5% | 0.0% | 14.8% | 31.8% | 28.6% | 15.4% | 14.3% | 0.0% |

*Significantly different between stakeholder groups

B. Overall Attitudes toward the World Bank (continued)

When thinking about the World Bank's role, which activity do you believe is of greatest VALUE and which activity is of second greatest value in Paraguay?

| Greatest Value | Office of the President/Minister | Office of Parliamentarian | Employee of a Ministry | Consultant on Bank-supported Project/PMU | Private Sector / Financial Sector/ Private Bank | NGO/CBO/ Private Foundation | Media | Independent Government Institution | Academia | Other |
|--|----------------------------------|---------------------------|------------------------|--|---|-----------------------------|-------|------------------------------------|----------|-------|
| Percentage of Respondents | | | | | | | | | | |
| Financial resources: investment lending | 40.0% | 60.0% | 38.9% | 57.1% | 32.0% | 40.9% | 42.9% | 50.0% | 57.1% | 16.7% |
| Financial resources: policy based lending / budget support to the Government | 25.0% | 33.3% | 33.3% | 28.6% | 4.0% | 9.1% | 14.3% | 16.7% | 0.0% | 16.7% |
| Mobilizing third party financial resources | 0.0% | 0.0% | 0.0% | 0.0% | 0.0% | 0.0% | 0.0% | 0.0% | 0.0% | 0.0% |
| Technical assistance | 10.0% | 6.7% | 22.2% | 0.0% | 12.0% | 22.7% | 14.3% | 25.0% | 14.3% | 50.0% |
| Policy advice | 0.0% | 0.0% | 0.0% | 0.0% | 0.0% | 0.0% | 0.0% | 0.0% | 0.0% | 0.0% |
| Donor coordination* | 0.0% | 0.0% | 0.0% | 0.0% | 0.0% | 0.0% | 0.0% | 0.0% | 0.0% | 0.0% |
| Data | 0.0% | 0.0% | 0.0% | 0.0% | 0.0% | 0.0% | 0.0% | 0.0% | 14.3% | 0.0% |
| Training/capacity building | 0.0% | 0.0% | 0.0% | 0.0% | 0.0% | 4.5% | 14.3% | 0.0% | 0.0% | 0.0% |
| Studies/analyses | 5.0% | 0.0% | 0.0% | 0.0% | 4.0% | 0.0% | 14.3% | 0.0% | 0.0% | 0.0% |
| Convening/facilitating | 20.0% | 0.0% | 5.6% | 0.0% | 28.0% | 18.2% | 0.0% | 0.0% | 14.3% | 16.7% |
| Linkage to non-Bank expertise | 0.0% | 0.0% | 0.0% | 0.0% | 4.0% | 0.0% | 0.0% | 0.0% | 0.0% | 0.0% |
| Other | 0.0% | 0.0% | 0.0% | 0.0% | 12.0% | 0.0% | 0.0% | 8.3% | 0.0% | 0.0% |

*Significantly different between stakeholder groups

| 2 nd Greatest Value | Office of the President/Minister | Office of Parliamentarian | Employee of a Ministry | Consultant on Bank-supported Project/PMU | Private Sector / Financial Sector/ Private Bank | NGO/CBO/ Private Foundation | Media | Independent Government Institution | Academia | Other |
|--|----------------------------------|---------------------------|------------------------|--|---|-----------------------------|-------|------------------------------------|----------|-------|
| Percentage of Respondents | | | | | | | | | | |
| Financial resources: investment lending | 5.3% | 0.0% | 11.1% | 0.0% | 4.2% | 10.5% | 0.0% | 8.3% | 0.0% | 16.7% |
| Financial resources: policy based lending / budget support to the Government | 10.5% | 6.7% | 11.1% | 14.3% | 16.7% | 10.5% | 0.0% | 8.3% | 14.3% | 16.7% |
| Mobilizing third party financial resources | 0.0% | 0.0% | 5.6% | 0.0% | 12.5% | 5.3% | 0.0% | 8.3% | 14.3% | 0.0% |
| Technical assistance | 36.8% | 40.0% | 22.2% | 42.9% | 16.7% | 31.6% | 0.0% | 41.7% | 0.0% | 16.7% |
| Policy advice | 10.5% | 6.7% | 0.0% | 0.0% | 0.0% | 10.5% | 0.0% | 0.0% | 14.3% | 16.7% |
| Donor coordination | 0.0% | 0.0% | 0.0% | 0.0% | 0.0% | 5.3% | 0.0% | 0.0% | 0.0% | 16.7% |
| Data | 0.0% | 0.0% | 0.0% | 0.0% | 0.0% | 5.3% | 0.0% | 0.0% | 0.0% | 0.0% |
| Training/capacity building | 10.5% | 13.3% | 27.8% | 28.6% | 4.2% | 10.5% | 42.9% | 16.7% | 14.3% | 16.7% |
| Studies/analyses | 15.8% | 20.0% | 16.7% | 0.0% | 37.5% | 10.5% | 42.9% | 16.7% | 28.6% | 0.0% |
| Convening/facilitating | 5.3% | 0.0% | 0.0% | 0.0% | 0.0% | 0.0% | 0.0% | 0.0% | 0.0% | 0.0% |
| Linkage to non-Bank expertise | 5.3% | 13.3% | 5.6% | 14.3% | 8.3% | 0.0% | 14.3% | 0.0% | 14.3% | 0.0% |
| Other | 0.0% | 0.0% | 0.0% | 0.0% | 0.0% | 0.0% | 0.0% | 0.0% | 0.0% | 0.0% |

B. Overall Attitudes toward the World Bank (continued)

Which of the following do you identify as the World Bank's greatest WEAKNESSES in its work in Paraguay? (Choose no more than TWO)

| Percentage of Respondents (Responses Combined) | Office of the President/ Minister | Office of Parliamentarian | Employee of a Ministry | Consultant on Bank-supported Project/PMU | Private Sector / Financial Sector/ Private Bank | NGO/CBO/ Private Foundation | Media | Independent Government Institution | Academia | Other |
|--|---|------------------------------|------------------------------|--|---|-----------------------------------|-------|--|----------|-------|
| Staff too inaccessible | 4.8% | 0.0% | 0.0% | 0.0% | 0.0% | 9.1% | 0.0% | 9.1% | 0.0% | 0.0% |
| Not exploring alternative policy options* | 4.8% | 0.0% | 0.0% | 0.0% | 0.0% | 4.5% | 0.0% | 9.1% | 0.0% | 33.3% |
| Not adequately sensitive to political/social realities in Paraguay | 19.0% | 20.0% | 21.1% | 12.5% | 8.0% | 18.2% | 0.0% | 54.5% | 14.3% | 16.7% |
| Not enough public disclosure of its work | 42.9% | 60.0% | 36.8% | 12.5% | 56.0% | 36.4% | 57.1% | 36.4% | 0.0% | 16.7% |
| Arrogant in its approach | 0.0% | 0.0% | 0.0% | 0.0% | 0.0% | 4.5% | 0.0% | 0.0% | 0.0% | 0.0% |
| Not aligned with country priorities* | 28.6% | 6.7% | 15.8% | 0.0% | 0.0% | 4.5% | 0.0% | 9.1% | 0.0% | 0.0% |
| The credibility of its knowledge/data* | 0.0% | 20.0% | 0.0% | 0.0% | 0.0% | 0.0% | 0.0% | 0.0% | 0.0% | 0.0% |
| Not willing to honestly criticize policies and reform efforts in the country | 0.0% | 20.0% | 5.3% | 0.0% | 4.0% | 9.1% | 0.0% | 0.0% | 0.0% | 0.0% |
| Too influenced by developed countries | 4.8% | 0.0% | 5.3% | 0.0% | 0.0% | 4.5% | 14.3% | 0.0% | 14.3% | 16.7% |
| Imposing technocratic solutions without regard to political realities | 14.3% | 0.0% | 21.1% | 12.5% | 8.0% | 13.6% | 28.6% | 9.1% | 0.0% | 0.0% |
| World Bank processes too slow and complex | 19.0% | 26.7% | 31.6% | 62.5% | 12.0% | 18.2% | 0.0% | 18.2% | 42.9% | 50.0% |
| Too bureaucratic in its operational policies and procedures* | 9.5% | 6.7% | 21.1% | 62.5% | 8.0% | 13.6% | 14.3% | 0.0% | 14.3% | 16.7% |
| Not aligned with other donors' work | 28.6% | 13.3% | 10.5% | 0.0% | 4.0% | 13.6% | 0.0% | 9.1% | 14.3% | 0.0% |
| Not collaborating enough with non-state actors* | 0.0% | 13.3% | 0.0% | 0.0% | 52.0% | 13.6% | 28.6% | 9.1% | 57.1% | 16.7% |
| Not client focused* | 0.0% | 0.0% | 0.0% | 12.5% | 12.0% | 13.6% | 0.0% | 9.1% | 42.9% | 16.7% |
| Other | 4.8% | 6.7% | 5.3% | 12.5% | 0.0% | 0.0% | 14.3% | 0.0% | 0.0% | 0.0% |

*Significantly different between stakeholder groups

In addition to the regular relations with the national government as its main interlocutor, which TWO of the following groups should the World Bank collaborate with more in your country to ensure better development results there? (Choose no more than TWO)

| Percentage of Respondents (Responses Combined) | Office of the President/ Minister | Office of Parliamentarian | Employee of a Ministry | Consultant on Bank-supported Project/PMU | Private Sector / Financial Sector/ Private Bank | NGO/CBO/ Private Foundation | Media | Independent Government Institution | Academia | Other |
|---|---|------------------------------|------------------------------|--|---|-----------------------------------|-------|--|----------|-------|
| NGOs | 28.6% | 43.8% | 21.1% | 25.0% | 29.6% | 54.5% | 42.9% | 15.4% | 28.6% | 14.3% |
| Local Government* | 57.1% | 18.8% | 63.2% | 37.5% | 14.8% | 18.2% | 0.0% | 38.5% | 0.0% | 42.9% |
| Private Sector* | 42.9% | 37.5% | 36.8% | 25.0% | 85.2% | 22.7% | 57.1% | 30.8% | 57.1% | 42.9% |
| Community-Based Organizations (CBOs) | 28.6% | 6.3% | 0.0% | 25.0% | 7.4% | 27.3% | 14.3% | 7.7% | 0.0% | 28.6% |
| Academia/Think Tanks/Research Institutes* | 14.3% | 37.5% | 63.2% | 37.5% | 25.9% | 36.4% | 42.9% | 38.5% | 100.0% | 57.1% |
| Parliament* | 4.8% | 50.0% | 5.3% | 12.5% | 11.1% | 0.0% | 28.6% | 30.8% | 14.3% | 0.0% |
| Other | 4.8% | 0.0% | 0.0% | 12.5% | 0.0% | 0.0% | 0.0% | 7.7% | 0.0% | 0.0% |

*Significantly different between stakeholder groups

B. Overall Attitudes toward the World Bank (continued)

To what extent do you agree with the following statements about the World Bank's work in Paraguay? (1-Strongly disagree, 10-Strongly agree)

| | Office of the President/Minister | | | Office of the Parliamentarian | | | Employee of a Ministry | | | Consultant on Bank-supported Project/PMU | | | Private Sector/ Financial Sector/ Private Bank | | | NGO/CBO/ Private Foundation | | | Media | | | Independent Government Institution | | | Academia/ Research Institute | | | Other | | |
|--|----------------------------------|------|------|-------------------------------|------|------|------------------------|------|------|--|------|------|--|------|------|-----------------------------|------|------|-------|------|------|------------------------------------|------|------|------------------------------|------|------|-------|------|------|
| | N | Mean | SD | N | Mean | SD | N | Mean | SD | N | Mean | SD | N | Mean | SD | N | Mean | SD | N | Mean | SD | N | Mean | SD | N | Mean | SD | N | Mean | SD |
| Overall the World Bank currently plays a relevant role in development in Paraguay* | 20 | 5.05 | 2.24 | 16 | 3.94 | 1.12 | 16 | 6.75 | 1.92 | 7 | 7.00 | 1.92 | 24 | 4.58 | 1.95 | 20 | 5.05 | 1.79 | 7 | 4.86 | 2.12 | 13 | 5.54 | 2.03 | 7 | 5.43 | 1.99 | 7 | 5.86 | 2.41 |
| The World Bank's work is aligned with what I consider the development priorities for | 20 | 5.45 | 1.57 | 16 | 4.38 | 1.26 | 16 | 6.87 | 1.63 | 7 | 8.00 | 1.00 | 23 | 4.22 | 1.35 | 20 | 5.00 | 1.72 | 6 | 5.17 | 2.04 | 13 | 5.23 | 1.92 | 7 | 5.57 | 1.13 | 7 | 6.29 | 2.14 |
| The World Bank treats clients and stakeholders in Paraguay with respect* | 19 | 6.84 | 2.50 | 16 | 4.44 | 1.63 | 13 | 7.54 | 1.94 | 7 | 8.57 | 1.13 | 23 | 5.00 | 1.78 | 13 | 5.54 | 2.33 | 3 | 6.33 | 3.06 | 8 | 6.00 | 2.27 | 7 | 6.00 | 1.53 | 6 | 8.17 | 2.48 |
| The World Bank supports Paraguay to reduce social exclusion* | 18 | 5.83 | 1.76 | 14 | 4.36 | 1.45 | 14 | 7.00 | 1.66 | 5 | 8.60 | 1.14 | 22 | 5.18 | 1.40 | 15 | 5.20 | 1.70 | 5 | 4.80 | 1.92 | 13 | 4.77 | 2.35 | 7 | 5.71 | 1.50 | 6 | 7.17 | 2.71 |
| The World Bank is an organization that does not represent a particular ideological perspective in Paraguay | 20 | 6.70 | 3.20 | 16 | 7.81 | 1.72 | 14 | 7.79 | 2.26 | 7 | 8.29 | 1.89 | 23 | 7.17 | 1.59 | 17 | 6.65 | 2.64 | 6 | 4.67 | 3.20 | 8 | 8.25 | 2.25 | 7 | 7.14 | 2.73 | 7 | 6.29 | 3.09 |
| The World Bank is an organization that is not overly influenced by any particular country* | 17 | 4.82 | 2.86 | 15 | 3.93 | 1.62 | 11 | 6.27 | 2.41 | 5 | 8.40 | 0.89 | 23 | 5.13 | 2.05 | 16 | 4.50 | 2.39 | 6 | 3.17 | 2.32 | 8 | 5.75 | 3.54 | 6 | 4.83 | 2.32 | 6 | 7.17 | 2.48 |
| The World Bank respects the positions, views and demands of the government of | 18 | 6.89 | 1.97 | 16 | 5.25 | 1.61 | 16 | 7.38 | 1.82 | 7 | 8.43 | 0.98 | 23 | 5.83 | 1.67 | 15 | 5.33 | 2.29 | 5 | 5.40 | 2.70 | 12 | 5.67 | 2.84 | 7 | 5.86 | 1.77 | 7 | 7.00 | 2.71 |
| The World Bank listens and takes into account your views* | 17 | 6.47 | 2.04 | 16 | 5.00 | 1.67 | 15 | 6.93 | 2.46 | 8 | 8.13 | 1.46 | 23 | 5.35 | 1.47 | 13 | 4.62 | 1.81 | 1 | 3.00 | . | 9 | 6.11 | 2.62 | 7 | 5.86 | 1.77 | 7 | 6.14 | 3.24 |

*Significantly different between stakeholder groups

To what extent is the World Bank an effective development partner in Paraguay, in terms of each of the following? (1-To no degree at all, 10-To a very significant degree)

| | Office of the President/Minister | | | Office of the Parliamentarian | | | Employee of a Ministry | | | Consultant on Bank-supported Project/PMU | | | Private Sector/ Financial Sector/ Private Bank | | | NGO/CBO/ Private Foundation | | | Media | | | Independent Government Institution | | | Academia/ Research Institute | | | Other | | |
|---|----------------------------------|------|------|-------------------------------|------|------|------------------------|------|------|--|------|------|--|------|------|-----------------------------|------|------|-------|------|------|------------------------------------|------|------|------------------------------|------|------|-------|------|------|
| | N | Mean | SD | N | Mean | SD | N | Mean | SD | N | Mean | SD | N | Mean | SD | N | Mean | SD | N | Mean | SD | N | Mean | SD | N | Mean | SD | N | Mean | SD |
| Responsiveness* | 20 | 5.50 | 1.70 | 16 | 4.56 | 1.26 | 17 | 6.00 | 1.66 | 8 | 6.38 | 1.51 | 20 | 4.45 | 1.40 | 17 | 5.00 | 1.94 | 2 | 7.50 | 0.71 | 11 | 6.00 | 1.73 | 6 | 4.83 | 1.47 | 7 | 6.43 | 2.23 |
| Flexibility (in terms of changing country circumstances)* | 19 | 5.53 | 1.68 | 16 | 4.25 | 1.00 | 16 | 5.88 | 1.54 | 7 | 6.14 | 1.22 | 19 | 4.26 | 1.37 | 17 | 4.82 | 2.22 | 3 | 7.67 | 0.58 | 11 | 6.27 | 1.62 | 5 | 4.40 | 1.14 | 7 | 6.14 | 2.12 |
| Openness (sharing data and other information)* | 21 | 6.29 | 1.85 | 16 | 5.13 | 0.81 | 16 | 7.06 | 1.57 | 8 | 7.50 | 1.20 | 22 | 5.55 | 1.01 | 16 | 5.56 | 2.45 | 4 | 7.00 | 1.83 | 11 | 6.18 | 1.99 | 6 | 6.50 | 1.05 | 7 | 6.43 | 2.30 |
| Staff accessibility* | 20 | 6.15 | 2.32 | 16 | 3.87 | 0.89 | 16 | 6.19 | 2.04 | 8 | 8.00 | 1.31 | 19 | 5.11 | 1.33 | 17 | 5.00 | 2.42 | 2 | 7.50 | 3.54 | 11 | 6.09 | 2.07 | 4 | 4.75 | 0.96 | 7 | 5.86 | 2.61 |
| Straightforwardness and honesty* | 11 | 6.45 | 2.54 | 13 | 4.08 | 0.76 | 5 | 7.20 | 1.64 | 3 | 8.00 | 2.00 | 13 | 5.38 | 1.39 | 10 | 5.10 | 2.33 | 1 | 7.00 | . | 4 | 7.00 | 1.16 | 1 | 4.00 | . | 1 | 8.00 | . |
| Collaboration with groups outside of the Government* | 17 | 4.41 | 2.15 | 16 | 2.88 | 0.62 | 13 | 5.46 | 2.37 | 4 | 6.75 | 0.96 | 23 | 3.43 | 1.31 | 14 | 3.00 | 1.71 | 1 | 8.00 | . | 7 | 4.57 | 1.51 | 5 | 3.80 | 0.84 | 5 | 5.60 | 2.51 |
| Collaboration with the Government* | 20 | 6.55 | 1.93 | 16 | 5.56 | 1.21 | 18 | 7.11 | 1.64 | 8 | 8.25 | 1.04 | 23 | 5.39 | 1.53 | 18 | 6.67 | 1.68 | 4 | 7.00 | 2.16 | 11 | 6.64 | 2.34 | 6 | 7.33 | 1.21 | 7 | 5.43 | 2.76 |
| Collaboration with other donors* | 14 | 5.29 | 2.02 | 16 | 3.88 | 1.09 | 8 | 5.63 | 2.13 | 5 | 7.40 | 1.52 | 17 | 3.76 | 1.72 | 11 | 4.00 | 1.73 | | | | 7 | 5.86 | 2.97 | 4 | 5.25 | 1.50 | 4 | 7.00 | 2.94 |
| The speed in which it gets things accomplished on the ground* | 17 | 5.00 | 2.18 | 16 | 3.62 | 0.89 | 14 | 5.79 | 1.85 | 8 | 6.63 | 1.69 | 15 | 3.67 | 1.18 | 13 | 4.31 | 2.21 | | | | 8 | 5.00 | 2.07 | 5 | 5.60 | 0.55 | 4 | 8.00 | 1.41 |
| Follow through over time* | 15 | 5.07 | 1.87 | 16 | 3.06 | 1.61 | 12 | 6.00 | 2.05 | 5 | 7.80 | 1.30 | 14 | 3.71 | 1.59 | 11 | 5.27 | 2.57 | 1 | 9.00 | . | 7 | 5.86 | 2.48 | 4 | 6.25 | 1.89 | 5 | 6.80 | 2.68 |

*Significantly different between stakeholder groups

B. Overall Attitudes toward the World Bank (continued)

| | Office of the President/Minister | | | Office of Parliamentarian | | | Employee of a Ministry | | | Consultant on Bank-supported Project/PMU | | | Private Sector/ Financial Sector/ Private Bank | | | NGO/CBO/ Private Foundation | | | Media | | | Independent Government Institution | | | Academia/ Research Institute | | | Other | | |
|--|----------------------------------|------|------|---------------------------|------|------|------------------------|------|------|--|------|------|--|------|------|-----------------------------|------|------|-------|------|------|------------------------------------|------|------|------------------------------|------|------|-------|------|------|
| | N | Mean | SD | N | Mean | SD | N | Mean | SD | N | Mean | SD | N | Mean | SD | N | Mean | SD | N | Mean | SD | N | Mean | SD | N | Mean | SD | N | Mean | SD |
| When considering the national development needs in Paraguay, to what extent does the combination of financial, knowledge and convening services that the World Bank currently provides meet the national development needs of Paraguay?* | 21 | 6.05 | 1.72 | 16 | 5.38 | 1.26 | 17 | 6.76 | 1.82 | 7 | 7.71 | 1.60 | 27 | 4.85 | 1.88 | 18 | 5.33 | 1.88 | 6 | 6.17 | 2.23 | 12 | 7.17 | 1.80 | 6 | 4.83 | 1.47 | 6 | 7.00 | 1.41 |

(1-To no degree at all, 10-To a very significant degree) *Significantly different between stakeholder groups

C. World Bank Effectiveness and Results

How effective do you believe the World Bank is in terms of the work it does in the following areas of development in Paraguay? (1-Not effective at all, 10-Very effective)

| | Office of the President/Minister | | | Office of Parliamentarian | | | Employee of a Ministry | | | Consultant on Bank-supported Project/PMU | | | Private Sector/ Financial Sector/ Private Bank | | | NGO/CBO/ Private Foundation | | | Media | | | Independent Government Institution | | | Academia/ Research Institute | | | Other | | |
|---|----------------------------------|------|------|---------------------------|------|------|------------------------|------|------|--|------|------|--|------|------|-----------------------------|------|------|-------|------|------|------------------------------------|------|------|------------------------------|------|------|-------|------|------|
| | N | Mean | SD | N | Mean | SD | N | Mean | SD | N | Mean | SD | N | Mean | SD | N | Mean | SD | N | Mean | SD | N | Mean | SD | N | Mean | SD | N | Mean | SD |
| Anti-corruption* | 12 | 4.67 | 1.56 | 10 | 3.40 | 0.52 | 13 | 5.92 | 2.06 | 4 | 8.00 | 1.83 | 15 | 4.07 | 1.83 | 14 | 3.93 | 2.06 | 1 | 5.00 | . | 9 | 4.89 | 1.17 | 4 | 5.00 | 2.16 | 7 | 6.00 | 1.63 |
| Transport* | 14 | 5.79 | 1.89 | 10 | 3.70 | 1.06 | 13 | 6.08 | 1.85 | 4 | 7.25 | 1.71 | 14 | 4.36 | 1.78 | 9 | 4.89 | 1.62 | 2 | 6.50 | 2.12 | 9 | 5.00 | 2.45 | 4 | 6.00 | 2.16 | 5 | 5.20 | 1.64 |
| Crime and violence | 9 | 3.78 | 1.20 | 8 | 3.00 | 0.93 | 10 | 5.00 | 1.94 | 2 | 5.50 | 2.12 | 8 | 3.75 | 1.83 | 8 | 4.13 | 1.89 | | | | 9 | 4.56 | 1.33 | 2 | 3.50 | 0.71 | 5 | 4.20 | 1.92 |
| Law and justice (e.g., judicial system) | 10 | 4.50 | 1.72 | 8 | 2.25 | 1.39 | 12 | 5.08 | 2.07 | 2 | 5.50 | 2.12 | 8 | 3.88 | 2.17 | 9 | 3.89 | 2.32 | | | | 9 | 4.44 | 1.51 | 4 | 5.00 | 1.41 | 5 | 4.00 | 1.23 |
| Basic infrastructure* | 15 | 6.27 | 1.98 | 9 | 4.00 | 1.23 | 12 | 6.33 | 2.15 | 5 | 8.40 | 1.14 | 16 | 4.56 | 1.86 | 10 | 4.90 | 1.37 | 2 | 7.50 | 0.71 | 10 | 5.00 | 2.11 | 4 | 6.25 | 1.71 | 7 | 5.86 | 1.35 |
| Poverty reduction* | 18 | 5.67 | 2.03 | 14 | 3.71 | 1.59 | 16 | 6.00 | 2.16 | 6 | 8.33 | 1.63 | 20 | 4.75 | 1.59 | 15 | 4.93 | 2.05 | 4 | 5.50 | 1.92 | 12 | 5.08 | 1.68 | 5 | 5.40 | 1.14 | 7 | 5.71 | 1.38 |
| Gender* | 13 | 4.77 | 2.01 | 14 | 4.43 | 1.22 | 14 | 6.14 | 1.83 | 4 | 8.00 | 1.83 | 22 | 5.14 | 1.91 | 12 | 5.42 | 2.23 | 1 | 5.00 | . | 12 | 4.83 | 1.85 | 4 | 5.75 | 0.50 | 5 | 6.40 | 2.30 |
| Domestic private sector development* | 9 | 4.78 | 2.11 | 7 | 4.43 | 0.98 | 9 | 5.56 | 1.81 | 3 | 6.33 | 0.58 | 14 | 3.43 | 1.09 | 7 | 5.00 | 2.31 | 1 | 8.00 | . | 7 | 5.71 | 1.60 | 3 | 6.33 | 1.53 | 6 | 4.67 | 1.51 |
| Water and sanitation* | 13 | 5.62 | 2.43 | 14 | 4.29 | 1.20 | 14 | 6.43 | 2.07 | 5 | 8.60 | 1.14 | 20 | 4.85 | 1.81 | 13 | 5.85 | 1.68 | 2 | 8.00 | 0.00 | 9 | 5.56 | 1.67 | 6 | 6.50 | 1.23 | 6 | 6.67 | 2.16 |
| Economic growth* | 15 | 6.13 | 1.92 | 9 | 4.33 | 1.23 | 12 | 5.58 | 1.98 | 7 | 7.43 | 1.27 | 15 | 3.80 | 1.52 | 8 | 5.13 | 2.42 | 1 | 8.00 | . | 7 | 5.00 | 2.65 | 3 | 7.33 | 1.16 | 6 | 5.83 | 1.47 |
| Energy* | 9 | 4.78 | 1.79 | 12 | 4.17 | 1.27 | 10 | 5.50 | 1.58 | 7 | 7.29 | 1.60 | 14 | 4.36 | 1.34 | 9 | 5.56 | 1.74 | 1 | 6.00 | . | 8 | 5.88 | 1.81 | 3 | 5.67 | 1.53 | 6 | 5.33 | 2.94 |
| Job creation/employment | 11 | 4.45 | 1.64 | 5 | 4.00 | 1.00 | 10 | 5.50 | 2.27 | 5 | 7.00 | 1.58 | 6 | 3.83 | 2.04 | 6 | 6.00 | 1.90 | 1 | 6.00 | . | 7 | 4.14 | 2.04 | 1 | 4.00 | . | 6 | 4.50 | 1.05 |
| Equality of opportunity (i.e., equity) | 14 | 5.64 | 1.82 | 7 | 4.57 | 1.99 | 13 | 5.38 | 2.53 | 3 | 7.33 | 1.53 | 13 | 4.31 | 1.44 | 9 | 5.56 | 1.88 | 1 | 7.00 | . | 7 | 4.00 | 2.08 | 3 | 5.00 | 1.00 | 6 | 6.50 | 2.51 |
| Health | 16 | 5.88 | 2.00 | 12 | 4.33 | 1.30 | 11 | 5.18 | 2.27 | 3 | 7.33 | 2.08 | 19 | 5.42 | 1.71 | 12 | 5.58 | 1.93 | 2 | 7.00 | 0.00 | 10 | 5.30 | 2.11 | 5 | 6.20 | 1.30 | 6 | 5.00 | 1.67 |
| Rural development* | 16 | 5.50 | 2.03 | 10 | 2.70 | 1.16 | 14 | 5.79 | 2.16 | 5 | 7.60 | 0.89 | 14 | 4.21 | 1.72 | 8 | 5.50 | 2.20 | 2 | 7.00 | 0.00 | 7 | 4.71 | 2.22 | 4 | 6.75 | 1.26 | 6 | 5.67 | 2.34 |
| Education | 12 | 5.67 | 2.35 | 13 | 4.54 | 1.33 | 15 | 5.93 | 2.09 | 3 | 7.33 | 2.08 | 18 | 5.33 | 1.53 | 14 | 5.50 | 1.70 | 3 | 6.67 | 1.53 | 11 | 5.09 | 2.12 | 5 | 6.40 | 1.52 | 7 | 5.43 | 1.27 |
| Social protection | 9 | 4.44 | 1.94 | 6 | 4.83 | 1.47 | 8 | 4.25 | 2.38 | 3 | 7.67 | 2.08 | 11 | 4.36 | 2.06 | 8 | 4.25 | 1.98 | | | | 8 | 3.13 | 3.04 | 2 | 4.00 | 0.00 | 5 | 4.20 | 3.42 |
| Climate change | 7 | 4.29 | 0.95 | 15 | 4.80 | 0.86 | 8 | 5.38 | 2.13 | 3 | 6.33 | 0.58 | 21 | 4.95 | 1.88 | 11 | 5.09 | 1.76 | 1 | 4.00 | . | 9 | 6.00 | 2.06 | 4 | 5.25 | 0.96 | 5 | 3.40 | 2.30 |

*Significantly different between stakeholder groups

| | Office of the President/Minister | | | Office of Parliamentarian | | | Employee of a Ministry | | | Consultant on Bank-supported Project/PMU | | | Private Sector/ Financial Sector/ Private Bank | | | NGO/CBO/ Private Foundation | | | Media | | | Independent Government Institution | | | Academia/ Research Institute | | | Other | | |
|---|----------------------------------|------|------|---------------------------|------|------|------------------------|------|------|--|------|------|--|------|------|-----------------------------|------|------|-------|------|------|------------------------------------|------|------|------------------------------|------|------|-------|------|------|
| | N | Mean | SD | N | Mean | SD | N | Mean | SD | N | Mean | SD | N | Mean | SD | N | Mean | SD | N | Mean | SD | N | Mean | SD | N | Mean | SD | N | Mean | SD |
| To what extent does the World Bank's work help to achieve development results in Paraguay?* | 21 | 5.62 | 1.69 | 16 | 4.69 | 0.87 | 17 | 6.35 | 1.62 | 7 | 7.29 | 1.70 | 27 | 4.78 | 1.91 | 17 | 5.00 | 1.84 | 7 | 5.29 | 1.89 | 11 | 6.18 | 1.78 | 7 | 5.43 | 1.51 | 6 | 6.33 | 1.03 |

(1-To no degree at all, 10-To a very significant degree) *Significantly different between stakeholder groups

C. World Bank Effectiveness and Results (continued)

To what extent do you agree with the following statements about the World Bank in Paraguay? (1-Strongly disagree, 10-Strongly agree)

| | Office of the President/Minister | | | Office of Parliamentarian | | | Employee of a Ministry | | | Consultant on Bank-supported Project/PMU | | | Private Sector/ Financial Sector/ Private Bank | | | NGO/CBO/ Private Foundation | | | Media | | | Independent Government Institution | | | Academia/ Research Institute | | | Other | | |
|--|----------------------------------|------|------|---------------------------|------|------|------------------------|------|------|--|------|------|--|------|------|-----------------------------|------|------|-------|------|------|------------------------------------|------|------|------------------------------|------|------|-------|------|------|
| | N | Mean | SD | N | Mean | SD | N | Mean | SD | N | Mean | SD | N | Mean | SD | N | Mean | SD | N | Mean | SD | N | Mean | SD | N | Mean | SD | N | Mean | SD |
| The World Bank's financial instruments meet the needs of Paraguay* | 20 | 5.20 | 2.07 | 16 | 3.50 | 1.21 | 15 | 5.93 | 1.98 | 8 | 6.88 | 1.96 | 26 | 3.69 | 2.13 | 17 | 4.35 | 2.12 | 6 | 4.50 | 2.67 | 10 | 5.00 | 1.94 | 6 | 5.33 | 1.63 | 7 | 5.43 | 1.40 |
| The World Bank meets Paraguay's needs for knowledge services* | 20 | 5.55 | 2.06 | 16 | 3.56 | 1.09 | 17 | 6.18 | 2.13 | 6 | 7.00 | 2.19 | 26 | 3.88 | 1.51 | 17 | 4.65 | 2.42 | 6 | 5.17 | 1.84 | 10 | 5.10 | 1.79 | 7 | 4.71 | 1.60 | 7 | 5.00 | 2.00 |

*Significantly different between stakeholder groups

D. The World Bank's Knowledge

How frequently do you consult World Bank knowledge work and activities in the work you do?*

| Percentage of Respondents | Office of the President/Minister | Office of Parliamentarian | Employee of a Ministry | Consultant on Bank-supported Project/PMU | Private Sector / Financial Sector/ Private Bank | NGO/CBO/ Private Foundation | Media | Independent Government Institution | Academia | Other |
|---------------------------|----------------------------------|---------------------------|------------------------|--|---|-----------------------------|-------|------------------------------------|----------|-------|
| Weekly | - | - | - | 38% | - | - | - | - | - | - |
| Monthly | 19% | - | 16% | 38% | - | 10% | 33% | 10% | - | 29% |
| A few times a year | 62% | 75% | 58% | 13% | 44% | 30% | 67% | 40% | 71% | 14% |
| Rarely | 19% | 19% | 21% | 13% | 52% | 55% | - | 40% | 29% | 57% |
| Never | - | 6% | 5% | - | 4% | 5% | - | 10% | - | - |

*Significantly different between stakeholder groups

When thinking about the development challenges in Paraguay, where do you believe it would be most valuable for the World Bank to focus its knowledge work and activities in the next few years? (Choose no more than THREE)

| Percentage of Respondents (Responses Combined) | Office of the President/Minister | Office of Parliamentarian | Employee of a Ministry | Consultant on Bank-supported Project/PMU | Private Sector / Financial Sector/ Private Bank | NGO/CBO/ Private Foundation | Media | Independent Government Institution | Academia | Other |
|--|----------------------------------|---------------------------|------------------------|--|---|-----------------------------|-------|------------------------------------|----------|-------|
| Gender | 0.0% | 0.0% | 5.3% | 0.0% | 0.0% | 4.8% | 0.0% | 0.0% | 0.0% | 16.7% |
| Domestic private sector development | 18.2% | 12.5% | 0.0% | 12.5% | 7.4% | 0.0% | 0.0% | 7.7% | 0.0% | 0.0% |
| Water and sanitation | 9.1% | 6.3% | 26.3% | 25.0% | 7.4% | 14.3% | 14.3% | 15.4% | 0.0% | 0.0% |
| Energy | 9.1% | 0.0% | 0.0% | 12.5% | 3.7% | 0.0% | 14.3% | 7.7% | 14.3% | 0.0% |
| Social protection | 9.1% | 0.0% | 5.3% | 12.5% | 0.0% | 4.8% | 14.3% | 0.0% | 14.3% | 0.0% |
| Climate change | 13.6% | 25.0% | 5.3% | 0.0% | 25.9% | 23.8% | 42.9% | 7.7% | 0.0% | 0.0% |
| Poverty reduction | 50.0% | 31.3% | 42.1% | 37.5% | 44.4% | 42.9% | 71.4% | 15.4% | 71.4% | 33.3% |
| Law and justice | 13.6% | 31.3% | 15.8% | 0.0% | 14.8% | 19.0% | 0.0% | 15.4% | 14.3% | 33.3% |
| Anti-corruption | 13.6% | 0.0% | 15.8% | 12.5% | 3.7% | 28.6% | 14.3% | 7.7% | 28.6% | 16.7% |
| Equality of opportunity | 9.1% | 0.0% | 5.3% | 0.0% | 0.0% | 9.5% | 0.0% | 15.4% | 0.0% | 0.0% |
| Crime and violence | 0.0% | 0.0% | 0.0% | 0.0% | 0.0% | 0.0% | 0.0% | 0.0% | 0.0% | 0.0% |
| Education | 50.0% | 75.0% | 63.2% | 75.0% | 48.1% | 76.2% | 42.9% | 53.8% | 42.9% | 50.0% |
| Transport | 27.3% | 25.0% | 15.8% | 0.0% | 18.5% | 9.5% | 14.3% | 23.1% | 0.0% | 16.7% |
| Job creation/employment | 4.5% | 6.3% | 15.8% | 37.5% | 0.0% | 4.8% | 0.0% | 15.4% | 14.3% | 16.7% |
| Health | 18.2% | 12.5% | 26.3% | 50.0% | 37.0% | 23.8% | 28.6% | 30.8% | 14.3% | 66.7% |
| Economic growth | 22.7% | 18.8% | 10.5% | 12.5% | 44.4% | 4.8% | 28.6% | 23.1% | 42.9% | 16.7% |
| Rural development | 18.2% | 37.5% | 26.3% | 12.5% | 22.2% | 4.8% | 0.0% | 7.7% | 28.6% | 16.7% |
| Basic infrastructure | 13.6% | 18.8% | 10.5% | 0.0% | 18.5% | 14.3% | 14.3% | 38.5% | 14.3% | 16.7% |

D. The World Bank's Knowledge (continued)

In Paraguay, to what extent do you believe that the World Bank's knowledge work and activities: (1-To no degree at all, 10-To a very significant degree)

| | Office of the President/Minister | | | Office of Parliamentarian | | | Employee of a Ministry | | | Consultant on Bank-supported Project/PMU | | | Private Sector/ Financial Sector/ Private Bank | | | NGO/CBO/ Private Foundation | | | Media | | | Independent Government Institution | | | Academia/ Research Institute | | | Other | | |
|--|----------------------------------|------|------|---------------------------|------|------|------------------------|------|------|--|------|------|--|------|------|-----------------------------|------|------|-------|------|------|------------------------------------|------|------|------------------------------|------|------|-------|------|------|
| | N | Mean | SD | N | Mean | SD | N | Mean | SD | N | Mean | SD | N | Mean | SD | N | Mean | SD | N | Mean | SD | N | Mean | SD | N | Mean | SD | N | Mean | SD |
| Are timely* | 19 | 6.32 | 1.73 | 16 | 4.44 | 1.09 | 14 | 6.50 | 1.74 | 7 | 7.29 | 1.11 | 25 | 4.84 | 1.49 | 16 | 5.75 | 1.81 | 3 | 6.00 | 2.00 | 9 | 5.78 | 1.64 | 5 | 6.20 | 0.84 | 5 | 6.40 | 1.52 |
| Are relevant to Paraguay's development priorities* | 19 | 6.16 | 1.86 | 16 | 4.25 | 0.93 | 14 | 6.79 | 1.53 | 7 | 7.86 | 1.35 | 24 | 5.21 | 1.02 | 16 | 6.06 | 1.57 | 6 | 5.67 | 1.97 | 10 | 6.10 | 1.10 | 4 | 6.00 | 1.41 | 4 | 6.50 | 1.29 |
| Provide feasible recommendations* | 19 | 6.16 | 1.68 | 16 | 4.44 | 0.96 | 16 | 6.38 | 1.50 | 7 | 7.29 | 0.76 | 23 | 5.26 | 1.01 | 16 | 5.87 | 2.06 | 3 | 6.00 | 2.00 | 10 | 6.50 | 1.18 | 6 | 5.83 | 0.41 | 6 | 6.67 | 1.51 |
| Are accessible (well written and easy to understand)* | 20 | 6.00 | 2.22 | 16 | 3.94 | 1.06 | 15 | 6.47 | 2.00 | 7 | 8.00 | 1.53 | 24 | 5.12 | 1.12 | 18 | 5.67 | 2.40 | 4 | 5.50 | 2.08 | 9 | 6.22 | 0.97 | 5 | 7.00 | 1.41 | 6 | 6.33 | 1.75 |
| Are source of relevant information on global good practices* | 15 | 6.13 | 1.89 | 16 | 4.50 | 0.82 | 15 | 7.13 | 1.73 | 7 | 7.57 | 1.51 | 20 | 5.40 | 1.10 | 15 | 6.27 | 2.37 | 3 | 5.67 | 2.52 | 7 | 6.86 | 1.22 | 4 | 7.25 | 2.22 | 4 | 6.75 | 1.50 |
| Are adequately disseminated* | 19 | 4.53 | 2.57 | 16 | 2.00 | 1.37 | 16 | 5.88 | 2.34 | 6 | 6.33 | 2.58 | 25 | 3.36 | 1.44 | 17 | 4.24 | 2.56 | 6 | 3.83 | 2.04 | 10 | 5.00 | 1.63 | 5 | 4.20 | 1.79 | 6 | 6.33 | 1.97 |
| Are translated enough into local language* | 20 | 5.90 | 2.45 | 13 | 3.38 | 1.39 | 14 | 5.93 | 2.43 | 6 | 7.00 | 2.00 | 19 | 4.74 | 1.70 | 13 | 5.62 | 2.06 | 3 | 5.67 | 3.51 | 9 | 5.78 | 1.20 | 4 | 6.25 | 2.22 | 5 | 6.00 | 3.16 |
| Are adaptable to Paraguay's specific development challenges and country circumstances* | 20 | 5.75 | 1.83 | 16 | 3.69 | 1.25 | 14 | 6.50 | 1.70 | 6 | 7.50 | 2.07 | 19 | 4.32 | 1.34 | 14 | 5.43 | 1.83 | 4 | 4.75 | 2.22 | 9 | 5.67 | 1.32 | 4 | 5.75 | 0.96 | 5 | 6.40 | 1.67 |

*Significantly different between stakeholder groups

| | Office of the President/Minister | | | Office of Parliamentarian | | | Employee of a Ministry | | | Consultant on Bank-supported Project/PMU | | | Private Sector/ Financial Sector/ Private Bank | | | NGO/CBO/ Private Foundation | | | Media | | | Independent Government Institution | | | Academia/ Research Institute | | | Other | | |
|---|----------------------------------|------|------|---------------------------|------|------|------------------------|------|------|--|------|------|--|------|------|-----------------------------|------|------|-------|------|------|------------------------------------|------|------|------------------------------|------|------|-------|------|------|
| | N | Mean | SD | N | Mean | SD | N | Mean | SD | N | Mean | SD | N | Mean | SD | N | Mean | SD | N | Mean | SD | N | Mean | SD | N | Mean | SD | N | Mean | SD |
| Overall, how significant a contribution do you believe the World Bank's knowledge work and activities make to development results in your country?* | 21 | 6.52 | 2.09 | 14 | 4.86 | 1.03 | 16 | 6.81 | 1.76 | 7 | 7.57 | 0.54 | 27 | 5.04 | 1.61 | 18 | 6.33 | 2.03 | 7 | 6.14 | 2.27 | 11 | 6.73 | 1.56 | 6 | 5.50 | 1.38 | 6 | 7.00 | 2.10 |
| Overall, how would you rate the technical quality of the World Bank's knowledge work and activities?* | 19 | 7.11 | 1.82 | 16 | 5.06 | 0.85 | 15 | 7.07 | 1.62 | 7 | 8.29 | 1.11 | 26 | 5.85 | 1.59 | 18 | 6.28 | 1.67 | 6 | 6.33 | 1.97 | 11 | 6.18 | 1.33 | 6 | 6.00 | 2.10 | 7 | 6.86 | 2.04 |

(1-Not significant at all, 10-Very significant; 1-Very low technical quality, 10-Very high technical quality) *Significantly different between stakeholder groups

Have you read/consulted the most recent LAC Flagship Report?

| Percentage of Respondents | Office of the President/Minister | Office of Parliamentarian | Employee of a Ministry | Consultant on Bank-supported Project/PMU | Private Sector / Financial Sector/ Private Bank | NGO/CBO/ Private Foundation | Media | Independent Government Institution | Academia | Other |
|---------------------------|----------------------------------|---------------------------|------------------------|--|---|-----------------------------|-------|------------------------------------|----------|--------|
| Yes | 22.7% | 28.6% | 22.2% | 16.7% | 22.2% | 26.3% | 28.6% | - | 28.6% | - |
| No | 77.3% | 71.4% | 77.8% | 83.3% | 77.8% | 73.7% | 71.4% | 100.0% | 71.4% | 100.0% |

| | Office of the President/Minister | | | Office of Parliamentarian | | | Employee of a Ministry | | | Consultant on Bank-supported Project/PMU | | | Private Sector/ Financial Sector/ Private Bank | | | NGO/CBO/ Private Foundation | | | Media | | | Independent Government Institution | | | Academia/ Research Institute | | | Other | | |
|---|----------------------------------|------|------|---------------------------|------|------|------------------------|------|------|--|------|------|--|------|------|-----------------------------|------|------|-------|------|------|------------------------------------|------|----|------------------------------|------|------|-------|------|----|
| | N | Mean | SD | N | Mean | SD | N | Mean | SD | N | Mean | SD | N | Mean | SD | N | Mean | SD | N | Mean | SD | N | Mean | SD | N | Mean | SD | N | Mean | SD |
| To what extent do you believe the Flagship Report raised substantive new information and insight that you were not aware of prior to reading? | 5 | 7.20 | 0.84 | 4 | 5.00 | 0.00 | 4 | 7.25 | 1.50 | 2 | 8.00 | 1.41 | 6 | 6.67 | 0.82 | 6 | 7.67 | 2.25 | 2 | 5.50 | 2.12 | | | | 2 | 8.00 | 2.83 | | | |
| To what extent do you believe the Flagship Report provided you with useful information in terms of the work you do? | 5 | 7.40 | 0.55 | 4 | 5.00 | 0.00 | 4 | 7.50 | 1.73 | 2 | 8.50 | 2.12 | 6 | 6.50 | 0.84 | 6 | 7.00 | 1.79 | 2 | 5.50 | 2.12 | | | | 2 | 7.50 | 2.12 | | | |

(1-To no degree at all, 10-To a very significant degree)

E. Working with the World Bank

To what extent do you agree/disagree with the following statements? (1-Strongly disagree, 10-Strongly agree)

| | Office of the President/Minister | | | Office of Parliamentarian | | | Employee of a Ministry | | | Consultant on Bank-supported Project/PMU | | | Private Sector/ Financial Sector/ Private Bank | | | NGO/CBO/ Private Foundation | | | Media | | | Independent Government Institution | | | Academia/ Research Institute | | | Other | | |
|--|----------------------------------|------|------|---------------------------|------|------|------------------------|------|------|--|------|------|--|------|------|-----------------------------|------|------|-------|-------|------|------------------------------------|-------|------|------------------------------|------|------|-------|------|------|
| | N | Mean | SD | N | Mean | SD | N | Mean | SD | N | Mean | SD | N | Mean | SD | N | Mean | SD | N | Mean | SD | N | Mean | SD | N | Mean | SD | N | Mean | SD |
| The World Bank disburses funds promptly* | 12 | 5.83 | 2.13 | 9 | 4.33 | 1.41 | 11 | 6.64 | 1.69 | 5 | 8.40 | 1.82 | 7 | 6.14 | 2.19 | 7 | 3.57 | 1.51 | 2 | 7.00 | 1.41 | 3 | 6.00 | 2.00 | 2 | 4.50 | 2.12 | 6 | 5.67 | 2.34 |
| The World Bank effectively monitors and evaluates the projects and programs it supports* | 18 | 7.11 | 2.08 | 9 | 4.11 | 1.17 | 12 | 7.08 | 2.43 | 7 | 8.57 | 1.27 | 8 | 6.13 | 2.10 | 5 | 5.80 | 2.39 | 2 | 7.50 | 3.54 | 2 | 8.50 | 2.12 | 3 | 8.00 | 1.00 | 7 | 5.86 | 2.41 |
| The World Bank's approvals and reviews are done in a timely fashion | 14 | 6.07 | 2.37 | 9 | 4.33 | 1.32 | 11 | 6.55 | 2.07 | 8 | 6.50 | 2.62 | 7 | 5.86 | 1.57 | 5 | 5.20 | 1.64 | 2 | 7.00 | 2.83 | 2 | 8.00 | 2.83 | 3 | 4.67 | 0.58 | 5 | 5.00 | 1.87 |
| The World Bank's "Safeguard Policy" requirements are reasonable* | 13 | 6.54 | 1.85 | 9 | 3.89 | 1.05 | 9 | 7.33 | 1.80 | 5 | 6.40 | 1.52 | 8 | 5.38 | 1.30 | 5 | 6.20 | 1.92 | 2 | 6.50 | 2.12 | 3 | 6.00 | 3.00 | 1 | 7.00 | . | 6 | 6.33 | 2.25 |
| The World Bank ensures consistency and continuity through staff changes* | 15 | 6.27 | 2.05 | 9 | 3.56 | 1.13 | 8 | 7.37 | 1.41 | 6 | 8.33 | 1.03 | 6 | 6.67 | 1.51 | 3 | 8.33 | 1.16 | 2 | 6.50 | 2.12 | 1 | 10.00 | . | 1 | 9.00 | . | 4 | 7.50 | 2.08 |
| The World Bank's teams and visits are well coordinated* | 13 | 6.46 | 2.30 | 9 | 4.33 | 1.00 | 11 | 7.55 | 2.02 | 6 | 7.83 | 1.33 | 5 | 6.60 | 1.67 | 5 | 8.00 | 1.58 | 2 | 7.00 | 1.41 | 3 | 7.67 | 2.52 | 3 | 7.33 | 2.08 | 6 | 7.50 | 1.76 |
| Where country systems are adequate, the World Bank makes appropriate use of them* | 15 | 6.60 | 1.99 | 9 | 4.67 | 1.32 | 6 | 8.00 | 0.63 | 6 | 7.33 | 2.16 | 5 | 6.60 | 2.07 | 1 | 8.00 | . | | | | 2 | 8.00 | 2.83 | 1 | 8.00 | . | 4 | 7.75 | 1.71 |
| The World Bank provides effective implementation support* | 17 | 6.47 | 2.35 | 9 | 2.78 | 1.64 | 10 | 7.30 | 1.89 | 6 | 8.33 | 1.21 | 7 | 5.71 | 2.22 | 4 | 6.75 | 2.06 | 1 | 10.00 | . | 3 | 9.00 | 1.73 | 4 | 7.50 | 1.29 | 5 | 7.00 | 2.65 |

*Significantly different between stakeholder groups

F. The Future Role of the World Bank in Paraguay

| | Office of the President/Minister | | | Office of Parliamentarian | | | Employee of a Ministry | | | Consultant on Bank-supported Project/PMU | | | Private Sector/ Financial Sector/ Private Bank | | | NGO/CBO/ Private Foundation | | | Media | | | Independent Government Institution | | | Academia/ Research Institute | | | Other | | |
|---|----------------------------------|------|------|---------------------------|------|------|------------------------|------|------|--|------|------|--|------|------|-----------------------------|------|------|-------|------|------|------------------------------------|------|------|------------------------------|------|------|-------|------|------|
| | N | Mean | SD | N | Mean | SD | N | Mean | SD | N | Mean | SD | N | Mean | SD | N | Mean | SD | N | Mean | SD | N | Mean | SD | N | Mean | SD | N | Mean | SD |
| In the last three years, to what extent do you believe that the World Bank has moved in the right direction in terms of the focus of its work in Paraguay?* | 17 | 6.18 | 1.88 | 16 | 4.06 | 1.18 | 15 | 6.93 | 2.12 | 7 | 7.57 | 1.51 | 23 | 4.74 | 1.89 | 14 | 5.36 | 1.69 | 6 | 5.67 | 1.63 | 9 | 6.11 | 1.69 | 5 | 5.20 | 1.30 | 4 | 7.00 | 1.41 |

(1-To no degree at all, 10-To a very significant degree) *Significantly different between stakeholder groups

| | Office of the President/Minister | | | Office of Parliamentarian | | | Employee of a Ministry | | | Consultant on Bank-supported Project/PMU | | | Private Sector/ Financial Sector/ Private Bank | | | NGO/CBO/ Private Foundation | | | Media | | | Independent Government Institution | | | Academia/ Research Institute | | | Other | | |
|--|----------------------------------|------|------|---------------------------|------|------|------------------------|------|------|--|------|------|--|------|------|-----------------------------|------|------|-------|------|------|------------------------------------|------|------|------------------------------|------|------|-------|------|------|
| | N | Mean | SD | N | Mean | SD | N | Mean | SD | N | Mean | SD | N | Mean | SD | N | Mean | SD | N | Mean | SD | N | Mean | SD | N | Mean | SD | N | Mean | SD |
| How significant a role do you believe that international development cooperation SHOULD play in Paraguay's development in the near future? | 19 | 8.16 | 1.26 | 16 | 7.31 | 1.89 | 17 | 8.47 | 1.63 | 8 | 7.88 | 0.99 | 27 | 7.52 | 1.37 | 18 | 7.72 | 1.57 | 7 | 6.86 | 2.67 | 10 | 7.90 | 1.20 | 6 | 7.83 | 1.17 | 6 | 8.33 | 1.86 |
| How significant a role do you believe the World Bank SHOULD play in Paraguay's development in the near future? | 19 | 8.37 | 1.17 | 16 | 7.31 | 1.78 | 17 | 8.24 | 1.95 | 8 | 8.13 | 1.25 | 27 | 7.52 | 1.37 | 18 | 7.44 | 1.38 | 7 | 7.29 | 2.87 | 10 | 8.40 | 1.17 | 6 | 7.67 | 1.37 | 6 | 8.67 | 1.21 |

(1-Not a significant role at all, 10-Very significant role)

F. The Future Role of the World Bank in Paraguay (continued)

Which of the following SHOULD the World Bank do to make itself of greater value in Paraguay? (Choose no more than TWO)

| Percentage of Respondents (Responses Combined) | Office of the President/ Minister | Office of Parliamentarian | Employee of a Ministry | Consultant on Bank-supported Project/PMU | Private Sector / Financial Sector/ Private Bank | NGO/CBO/ Private Foundation | Media | Independent Government Institution | Academia | Other |
|--|---|------------------------------|------------------------------|--|---|-----------------------------------|-------|--|----------|-------|
| Improve the quality of its experts as related to Paraguay's specific challenges* | 45.5% | 7.7% | 26.3% | 12.5% | 0.0% | 16.7% | 28.6% | 25.0% | 0.0% | 14.3% |
| Reduce the complexity of obtaining World Bank financing | 45.5% | 38.5% | 52.6% | 37.5% | 45.8% | 27.8% | 14.3% | 41.7% | 60.0% | 57.1% |
| Focus primarily on advocacy issues | 0.0% | 0.0% | 5.3% | 0.0% | 4.2% | 22.2% | 14.3% | 0.0% | 0.0% | 0.0% |
| Improve the competitiveness of its financing compared to markets | 18.2% | 7.7% | 15.8% | 0.0% | 4.2% | 5.6% | 14.3% | 16.7% | 40.0% | 14.3% |
| Reach out more to groups outside of government* | 31.8% | 69.2% | 26.3% | 37.5% | 66.7% | 66.7% | 71.4% | 25.0% | 40.0% | 14.3% |
| Ensure greater selectivity in its work | 4.5% | 0.0% | 10.5% | 0.0% | 0.0% | 11.1% | 0.0% | 0.0% | 0.0% | 0.0% |
| Offer more innovative financial products | 18.2% | 23.1% | 15.8% | 12.5% | 4.2% | 16.7% | 0.0% | 25.0% | 20.0% | 14.3% |
| Offer more innovative knowledge services | 4.5% | 0.0% | 10.5% | 25.0% | 8.3% | 11.1% | 0.0% | 8.3% | 0.0% | 14.3% |
| Increase availability of Fee-Based services | 9.1% | 0.0% | 5.3% | 0.0% | 0.0% | 0.0% | 0.0% | 0.0% | 0.0% | 0.0% |
| Work faster | 13.6% | 7.7% | 31.6% | 37.5% | 16.7% | 0.0% | 0.0% | 8.3% | 20.0% | 14.3% |
| Other | 0.0% | 15.4% | 0.0% | 12.5% | 8.3% | 0.0% | 14.3% | 8.3% | 0.0% | 14.3% |

*Significantly different between stakeholder groups

When considering the combination of services that the World Bank Group offers in Paraguay, and taking into account its limited level of resources, which ONE of the following do you believe the World Bank should offer more of in Paraguay?

| Percentage of Respondents | Office of the President/ Minister | Office of Parliamentarian | Employee of a Ministry | Consultant on Bank-supported Project/PMU | Private Sector / Financial Sector/ Private Bank | NGO/CBO/ Private Foundation | Media | Independent Government Institution | Academia | Other |
|---|---|------------------------------|------------------------------|--|---|-----------------------------------|-------|--|----------|-------|
| Financial services | 22.7% | 31.3% | 21.1% | 37.5% | 23.1% | 15.8% | 42.9% | 46.2% | 33.3% | 66.7% |
| Knowledge products | 22.7% | 31.3% | 21.1% | 12.5% | 7.7% | 21.1% | 14.3% | 15.4% | - | 16.7% |
| Convening services | 4.5% | - | - | - | - | 15.8% | - | - | - | - |
| None of the above | - | - | - | - | - | 10.5% | - | - | - | - |
| The combination is appropriate for Paraguay | 50.0% | 37.5% | 57.9% | 50.0% | 69.2% | 36.8% | 42.9% | 38.5% | 66.7% | 16.7% |

G. Communication and Information Sharing

How do you get most of your information about economic and social development issues in Paraguay? (Choose no more than TWO)

| Percentage of Respondents (Responses Combined) | Office of the President/ Minister | Office of Parliamentarian | Employee of a Ministry | Consultant on Bank-supported Project/PMU | Private Sector / Financial Sector/ Private Bank | NGO/CBO/ Private Foundation | Media | Independent Government Institution | Academia | Other |
|---|---|------------------------------|------------------------------|--|---|-----------------------------------|-------|--|----------|-------|
| Local newspapers* | 81.8% | 93.8% | 36.8% | 75.0% | 77.8% | 80.0% | 71.4% | 61.5% | 33.3% | 71.4% |
| International newspapers | 0.0% | 0.0% | 5.3% | 12.5% | 0.0% | 0.0% | 0.0% | 7.7% | 0.0% | 0.0% |
| Local radio | 4.5% | 0.0% | 10.5% | 12.5% | 0.0% | 10.0% | 0.0% | 15.4% | 0.0% | 0.0% |
| International radio | 0.0% | 0.0% | 0.0% | 0.0% | 0.0% | 0.0% | 0.0% | 0.0% | 0.0% | 0.0% |
| Local television | 9.1% | 12.5% | 21.1% | 0.0% | 7.4% | 25.0% | 28.6% | 30.8% | 0.0% | 14.3% |
| International television | 9.1% | 0.0% | 0.0% | 12.5% | 0.0% | 5.0% | 0.0% | 0.0% | 0.0% | 0.0% |
| Periodicals | 22.7% | 18.8% | 47.4% | 25.0% | 33.3% | 15.0% | 14.3% | 23.1% | 66.7% | 14.3% |
| Internet | 59.1% | 31.3% | 57.9% | 37.5% | 77.8% | 45.0% | 42.9% | 38.5% | 66.7% | 85.7% |
| Social media (Facebook, Twitter, YouTube) | 9.1% | 6.3% | 5.3% | 0.0% | 3.7% | 5.0% | 14.3% | 7.7% | 0.0% | 0.0% |
| Blogs | 0.0% | 0.0% | 5.3% | 0.0% | 0.0% | 0.0% | 14.3% | 0.0% | 0.0% | 0.0% |
| Other | 4.5% | 25.0% | 5.3% | 12.5% | 0.0% | 0.0% | 0.0% | 7.7% | 16.7% | 0.0% |

*Significantly different between stakeholder groups

How would you prefer to receive information from the World Bank? (Choose no more than TWO)

| Percentage of Respondents (Responses Combined) | Office of the President/ Minister | Office of Parliamentarian | Employee of a Ministry | Consultant on Bank-supported Project/PMU | Private Sector / Financial Sector/ Private Bank | NGO/CBO/ Private Foundation | Media | Independent Government Institution | Academia | Other |
|--|---|------------------------------|------------------------------|--|---|-----------------------------------|-------|--|----------|-------|
| World Bank website | 36.4% | 6.3% | 21.1% | 50.0% | 14.8% | 28.6% | 28.6% | 38.5% | 16.7% | 57.1% |
| Direct contact with World Bank* | 36.4% | 62.5% | 21.1% | 0.0% | 44.4% | 33.3% | 14.3% | 30.8% | 16.7% | 0.0% |
| e-Newsletters | 45.5% | 12.5% | 52.6% | 62.5% | 25.9% | 42.9% | 57.1% | 30.8% | 33.3% | 57.1% |
| Instant messaging | 0.0% | 0.0% | 5.3% | 0.0% | 0.0% | 0.0% | 0.0% | 0.0% | 0.0% | 0.0% |
| World Bank seminars/workshops/conferences | 36.4% | 37.5% | 36.8% | 50.0% | 40.7% | 23.8% | 14.3% | 46.2% | 83.3% | 14.3% |
| World Bank Public Information Center* | 0.0% | 0.0% | 15.8% | 0.0% | 0.0% | 4.8% | 0.0% | 0.0% | 0.0% | 28.6% |
| World Bank publications and other written materials* | 18.2% | 50.0% | 21.1% | 12.5% | 51.9% | 52.4% | 28.6% | 23.1% | 50.0% | 14.3% |
| Mobile phones | 0.0% | 0.0% | 0.0% | 0.0% | 0.0% | 4.8% | 0.0% | 0.0% | 0.0% | 0.0% |
| Social media (Facebook, Twitter, YouTube) | 18.2% | 6.3% | 0.0% | 0.0% | 11.1% | 4.8% | 28.6% | 0.0% | 0.0% | 14.3% |
| Blogs | 0.0% | 0.0% | 10.5% | 0.0% | 7.4% | 0.0% | 14.3% | 0.0% | 0.0% | 0.0% |
| Other* | 0.0% | 0.0% | 0.0% | 12.5% | 0.0% | 0.0% | 0.0% | 0.0% | 0.0% | 0.0% |

*Significantly different between stakeholder groups

Are you aware of the World Bank's Access to Information Policy under which the Bank will now disclose any information in its possession that is not a list of exceptions?

| Percentage of Respondents | Office of the President/ Minister | Office of Parliamentarian | Employee of a Ministry | Consultant on Bank-supported Project/PMU | Private Sector / Financial Sector/ Private Bank | NGO/CBO/ Private Foundation | Media | Independent Government Institution | Academia | Other |
|---------------------------|---|------------------------------|------------------------------|--|---|-----------------------------------|--------|--|----------|-------|
| Yes | 40.9% | 15.4% | 33.3% | 28.6% | 18.5% | 35.0% | 100.0% | 30.8% | 50.0% | 28.6% |
| No | 59.1% | 84.6% | 66.7% | 71.4% | 81.5% | 65.0% | - | 69.2% | 50.0% | 71.4% |

G. Communication and Information Sharing (continued)

Have you requested information from the World Bank on its activities in the past year?

| Percentage of Respondents | Office of the President/Minister | Office of Parliamentarian | Employee of a Ministry | Consultant on Bank-supported Project/PMU | Private Sector / Financial Sector/ Private Bank | NGO/CBO/ Private Foundation | Media | Independent Government Institution | Academia | Other |
|---------------------------|----------------------------------|---------------------------|------------------------|--|---|-----------------------------|-------|------------------------------------|----------|-------|
| Yes | 9.5% | - | 5.9% | 14.3% | - | - | 16.7% | - | - | 28.6% |
| No | 90.5% | 100.0% | 94.1% | 85.7% | 100.0% | 100.0% | 83.3% | 100.0% | 100.0% | 71.4% |

Were you able to obtain this information?

| Percentage of Respondents | Office of the President/Minister | Office of Parliamentarian | Employee of a Ministry | Consultant on Bank-supported Project/PMU | Private Sector / Financial Sector/ Private Bank | NGO/CBO/ Private Foundation | Media | Independent Government Institution | Academia | Other |
|---------------------------|----------------------------------|---------------------------|------------------------|--|---|-----------------------------|--------|------------------------------------|----------|-------|
| Yes | 100.0% | - | 20.0% | 100.0% | - | - | - | - | - | 66.7% |
| No | - | 100.0% | 80.0% | - | 100.0% | 100.0% | 100.0% | 100.0% | 100.0% | 33.3% |

Do you have access to the Internet?

| Percentage of Respondents | Office of the President/Minister | Office of Parliamentarian | Employee of a Ministry | Consultant on Bank-supported Project/PMU | Private Sector / Financial Sector/ Private Bank | NGO/CBO/ Private Foundation | Media | Independent Government Institution | Academia | Other |
|---------------------------|----------------------------------|---------------------------|------------------------|--|---|-----------------------------|--------|------------------------------------|----------|--------|
| Yes | 100.0% | 100.0% | 100.0% | 100.0% | 100.0% | 100.0% | 100.0% | 100.0% | 100.0% | 100.0% |
| No | - | - | - | - | - | - | - | - | - | - |

Do you use/have used the World Bank website?*

| Percentage of Respondents | Office of the President/Minister | Office of Parliamentarian | Employee of a Ministry | Consultant on Bank-supported Project/PMU | Private Sector / Financial Sector/ Private Bank | NGO/CBO/ Private Foundation | Media | Independent Government Institution | Academia | Other |
|---------------------------|----------------------------------|---------------------------|------------------------|--|---|-----------------------------|-------|------------------------------------|----------|-------|
| Yes | 86.4% | 37.5% | 83.3% | 100.0% | 66.7% | 76.2% | 83.3% | 84.6% | 100.0% | 85.7% |
| No | 13.6% | 62.5% | 16.7% | - | 33.3% | 23.8% | 16.7% | 15.4% | - | 14.3% |

*Significantly different between stakeholder groups

Which do you primarily use?*

| Percentage of Respondents | Office of the President/Minister | Office of Parliamentarian | Employee of a Ministry | Consultant on Bank-supported Project/PMU | Private Sector / Financial Sector/ Private Bank | NGO/CBO/ Private Foundation | Media | Independent Government Institution | Academia | Other |
|--|----------------------------------|---------------------------|------------------------|--|---|-----------------------------|-------|------------------------------------|----------|-------|
| The World Bank's country website (www.bancomundial.org.py) | 66.7% | 83.3% | 58.8% | 25.0% | 89.5% | 68.8% | 60.0% | 33.3% | 57.1% | 66.7% |
| The World Bank's main website (www.worldbank.org) | 33.3% | 16.7% | 41.2% | 75.0% | 10.5% | 31.3% | 40.0% | 66.7% | 42.9% | 33.3% |

*Significantly different between stakeholder groups

Which Internet connection do you use primarily when visiting a World Bank website?

| Percentage of Respondents | Office of the President/Minister | Office of Parliamentarian | Employee of a Ministry | Consultant on Bank-supported Project/PMU | Private Sector / Financial Sector/ Private Bank | NGO/CBO/ Private Foundation | Media | Independent Government Institution | Academia | Other |
|---------------------------|----------------------------------|---------------------------|------------------------|--|---|-----------------------------|--------|------------------------------------|----------|--------|
| High speed | 95.2% | 100.0% | 100.0% | 87.5% | 100.0% | 86.7% | 100.0% | 100.0% | 100.0% | 100.0% |
| Dial-up | 4.8% | - | - | 12.5% | - | 13.3% | - | - | - | - |

G. Communication and Information Sharing (continued)

Please rate how much you agree with the following statements, on a ten point scale. (1-Strongly disagree, 10-Strongly agree)

| | Office of the President/Minister | | | Office of the Parliamentarian | | | Employee of a Ministry | | | Consultant on Bank-supported Project/PMU | | | Private Sector/ Financial Sector/ Private Bank | | | NGO/CBO/ Private Foundation | | | Media | | | Independent Government Institution | | | Academia/ Research Institute | | | Other | | |
|---|----------------------------------|------|------|-------------------------------|------|------|------------------------|------|------|--|------|------|--|------|------|-----------------------------|------|------|-------|------|------|------------------------------------|------|------|------------------------------|------|------|-------|------|------|
| | N | Mean | SD | N | Mean | SD | N | Mean | SD | N | Mean | SD | N | Mean | SD | N | Mean | SD | N | Mean | SD | N | Mean | SD | N | Mean | SD | N | Mean | SD |
| I use/consult World Bank data more currently than I did a few years ago.* | 19 | 5.32 | 2.47 | 13 | 3.00 | 1.53 | 16 | 5.25 | 2.49 | 8 | 7.63 | 1.77 | 26 | 3.81 | 1.79 | 18 | 3.67 | 2.25 | 6 | 3.83 | 1.17 | 11 | 4.45 | 2.16 | 7 | 4.29 | 1.80 | 6 | 5.17 | 3.19 |
| I find the World Bank websites easy to navigate.* | 19 | 7.05 | 1.51 | 6 | 6.00 | 1.27 | 13 | 7.77 | 1.17 | 8 | 7.38 | 1.51 | 18 | 7.06 | 1.16 | 14 | 5.29 | 2.20 | 6 | 6.00 | 0.89 | 11 | 6.09 | 1.92 | 6 | 7.00 | 1.10 | 6 | 7.50 | 1.05 |
| I find the information on the World Bank's websites useful. | 17 | 6.94 | 1.44 | 6 | 6.33 | 1.37 | 14 | 7.29 | 1.33 | 7 | 7.57 | 1.40 | 19 | 7.11 | 1.20 | 14 | 6.29 | 2.61 | 6 | 6.50 | 1.05 | 11 | 6.45 | 1.92 | 5 | 7.80 | 1.10 | 6 | 6.83 | 2.23 |
| When I need information from the World Bank I know how to find it. | 17 | 7.59 | 1.97 | 16 | 7.31 | 2.24 | 16 | 7.06 | 2.54 | 7 | 8.14 | 1.77 | 27 | 8.11 | 1.89 | 17 | 5.76 | 2.88 | 6 | 6.50 | 2.59 | 9 | 6.89 | 2.47 | 6 | 6.33 | 2.88 | 5 | 5.80 | 3.27 |
| The World Bank is responsive to my information requests and inquiries. | 11 | 7.73 | 1.74 | 11 | 7.64 | 1.91 | 12 | 7.83 | 1.75 | 7 | 8.57 | 1.51 | 20 | 8.35 | 1.18 | 9 | 7.33 | 2.78 | 5 | 7.20 | 1.48 | 9 | 6.78 | 2.77 | 3 | 7.00 | 1.73 | 3 | 6.00 | 4.36 |

*Significantly different between stakeholder groups

H. Background Information

Currently, do you professionally collaborate/work with the World Bank in your country?*

| Percentage of Respondents | Office of the President/Minister | Office of the Parliamentarian | Employee of a Ministry | Consultant on Bank-supported Project/PMU | Private Sector / Financial Sector/ Private Bank | NGO/CBO/ Private Foundation | Media | Independent Government Institution | Academia | Other |
|---------------------------|----------------------------------|-------------------------------|------------------------|--|---|-----------------------------|--------|------------------------------------|----------|-------|
| Yes | 10.5% | - | 15.8% | 100.0% | 3.8% | - | - | 8.3% | - | 28.6% |
| No | 89.5% | 100.0% | 84.2% | - | 96.2% | 100.0% | 100.0% | 91.7% | 100.0% | 71.4% |

*Significantly different between stakeholder groups

Which of the following describes most of your exposure to the World Bank in Paraguay? (Choose no more than TWO)

| Percentage of Respondents (Responses Combined) | Office of the President/Minister | Office of the Parliamentarian | Employee of a Ministry | Consultant on Bank-supported Project/PMU | Private Sector / Financial Sector/ Private Bank | NGO/CBO/ Private Foundation | Media | Independent Government Institution | Academia | Other |
|--|----------------------------------|-------------------------------|------------------------|--|---|-----------------------------|-------|------------------------------------|----------|-------|
| Observer (i.e., follow in media, discuss in informal conversations, etc.)* | 33.3% | 66.7% | 18.8% | 0.0% | 63.0% | 56.3% | 0.0% | 44.4% | 42.9% | 20.0% |
| Use World Bank reports/data | 40.0% | 41.7% | 50.0% | 0.0% | 25.9% | 25.0% | 83.3% | 22.2% | 42.9% | 40.0% |
| Engage in World Bank related/sponsored events/activities | 46.7% | 25.0% | 50.0% | 75.0% | 40.7% | 53.3% | 0.0% | 33.3% | 42.9% | 20.0% |
| Collaborate as part of my professional duties* | 6.7% | 0.0% | 12.5% | 75.0% | 7.4% | 6.3% | 0.0% | 0.0% | 14.3% | 40.0% |
| Use World Bank website for information, data, research, etc. | 20.0% | 16.7% | 12.5% | 12.5% | 29.6% | 31.3% | 66.7% | 33.3% | 28.6% | 60.0% |

*Significantly different between stakeholder groups

Appendix C: Responses to Sector Effectiveness Questions by Specialization

C. World Bank Effectiveness and Results

How effective do you believe the World Bank is in terms of the work it does in the following areas of development in Paraguay? (1-Not effective at all, 10-Very effective)

| | Agriculture/ rural development / food security | | Climate change / disaster management | | Education | | Energy | | Financial markets / banking | | Gender / equality of opportunity | | Health / communicable /non- communicable diseases | | Information and comm. technology | | Law and justice / regulatory framework | | Natural resource management / environmental sustainability | | Private sector development / foreign direct investment | | Public sector governance / public financial mgmt. / anti- corruption | | Social protection | | Transport | | Water and sanitation | | Other | |
|---|---|------|---|------|-----------|------|--------|------|-----------------------------------|------|--|------|---|------|--|------|---|------|--|------|---|------|---|------|----------------------|------|-----------|------|-------------------------|------|-------|------|
| | N | Mean | N | Mean | N | Mean | N | Mean | N | Mean | N | Mean | N | Mean | N | Mean | N | Mean | N | Mean | N | Mean | N | Mean | N | Mean | N | Mean | N | Mean | N | Mean |
| Anti-corruption* | 10 | 4.80 | 1 | 4.00 | 11 | 5.09 | | | 12 | 4.67 | | | 2 | 3.50 | 5 | 4.00 | 5 | 4.20 | 7 | 3.43 | 6 | 3.50 | 9 | 6.89 | | | 2 | 5.50 | 4 | 6.00 | 14 | 5.29 |
| Transport | 8 | 5.00 | 1 | 6.00 | 7 | 4.29 | 1 | 8.00 | 11 | 5.09 | | | 3 | 5.00 | 5 | 4.20 | 5 | 4.40 | 7 | 5.57 | 6 | 5.17 | 7 | 6.14 | | | 3 | 4.33 | 4 | 5.75 | 16 | 5.69 |
| Crime and violence | 7 | 4.29 | 1 | 5.00 | 6 | 3.67 | | | 8 | 4.50 | | | 2 | 3.00 | 3 | 4.00 | 4 | 3.50 | 4 | 3.00 | 4 | 3.25 | 5 | 4.60 | | | 2 | 5.50 | 3 | 5.00 | 12 | 4.50 |
| Law and justice (e.g., judicial system) | 7 | 5.00 | 1 | 5.00 | 8 | 3.88 | | | 8 | 4.25 | | | 2 | 2.50 | 3 | 4.33 | 6 | 4.33 | 4 | 3.25 | 4 | 3.75 | 6 | 6.00 | | | 2 | 4.50 | 3 | 5.00 | 12 | 3.58 |
| Basic infrastructure | 10 | 5.60 | 4 | 6.75 | 8 | 4.63 | 1 | 8.00 | 13 | 5.31 | | | 2 | 3.50 | 5 | 4.00 | 5 | 4.40 | 6 | 6.00 | 7 | 5.57 | 7 | 6.86 | | | 2 | 4.50 | 4 | 7.00 | 17 | 6.06 |
| Poverty reduction | 12 | 5.58 | 4 | 6.25 | 12 | 5.08 | 1 | 8.00 | 16 | 5.56 | 1 | 5.00 | 4 | 4.25 | 6 | 4.17 | 6 | 5.00 | 9 | 5.11 | 7 | 5.71 | 12 | 4.92 | 1 | 4.00 | 3 | 5.00 | 6 | 6.00 | 16 | 5.75 |
| Gender | 11 | 5.27 | 1 | 5.00 | 10 | 5.30 | | | 16 | 5.56 | 1 | 5.00 | 3 | 4.00 | 5 | 3.80 | 7 | 5.29 | 9 | 4.89 | 6 | 5.50 | 8 | 5.75 | 1 | 5.00 | 3 | 4.67 | 5 | 6.60 | 14 | 6.14 |
| Domestic private sector development | 6 | 4.83 | 1 | 6.00 | 5 | 5.00 | 1 | 8.00 | 12 | 4.67 | | | 2 | 3.50 | 4 | 3.25 | 3 | 4.67 | 6 | 5.17 | 4 | 4.00 | 4 | 5.25 | | | 2 | 4.50 | 4 | 5.50 | 12 | 5.25 |
| Water and sanitation | 8 | 5.25 | | | 10 | 4.70 | 1 | 8.00 | 15 | 5.27 | 1 | 5.00 | 3 | 5.67 | 5 | 4.00 | 6 | 5.17 | 8 | 5.50 | 7 | 6.29 | 11 | 6.55 | 1 | 5.00 | 3 | 4.67 | 6 | 7.50 | 17 | 6.47 |
| Economic growth | 8 | 5.38 | 4 | 7.50 | 7 | 5.57 | 2 | 7.00 | 11 | 4.73 | | | 3 | 3.67 | 4 | 3.50 | 4 | 4.25 | 7 | 4.57 | 6 | 5.17 | 4 | 7.00 | | | 2 | 4.50 | 5 | 7.00 | 15 | 5.93 |
| Energy | 7 | 5.29 | 1 | 6.00 | 7 | 4.86 | 3 | 6.33 | 12 | 5.42 | 1 | 5.00 | 2 | 4.00 | 4 | 3.50 | 4 | 4.50 | 5 | 4.60 | 5 | 4.00 | 5 | 7.20 | | | 2 | 4.50 | 6 | 7.17 | 15 | 5.20 |
| Job creation/employment | 7 | 5.14 | 1 | 5.00 | 5 | 4.00 | 1 | 6.00 | 8 | 4.50 | | | 1 | 2.00 | 2 | 2.50 | 3 | 4.67 | 3 | 5.00 | 3 | 3.33 | 6 | 6.33 | | | 2 | 4.50 | 4 | 6.50 | 12 | 5.33 |
| Equality of opportunity (i.e., equity) | 8 | 5.00 | 4 | 7.00 | 9 | 4.56 | 1 | 7.00 | 11 | 5.36 | | | 3 | 4.00 | 3 | 2.67 | 6 | 5.17 | 4 | 5.50 | 4 | 4.00 | 5 | 6.60 | | | 3 | 5.00 | 3 | 4.00 | 12 | 6.08 |
| Health* | 11 | 5.18 | 4 | 6.75 | 10 | 4.80 | 1 | 7.00 | 15 | 5.93 | | | 4 | 3.75 | 4 | 3.75 | 5 | 4.60 | 6 | 4.17 | 7 | 6.29 | 6 | 6.83 | | | 4 | 4.75 | 3 | 5.00 | 16 | 6.06 |
| Rural development | 8 | 5.75 | 4 | 5.25 | 7 | 5.00 | 1 | 7.00 | 11 | 4.55 | | | 3 | 3.00 | 4 | 3.50 | 5 | 3.60 | 7 | 5.43 | 5 | 5.80 | 7 | 6.86 | | | 3 | 4.67 | 4 | 5.25 | 16 | 5.44 |
| Education | 11 | 5.36 | 1 | 6.00 | 14 | 5.29 | 1 | 8.00 | 15 | 5.87 | 1 | 5.00 | 3 | 4.00 | 5 | 3.80 | 5 | 4.40 | 5 | 5.00 | 7 | 6.57 | 9 | 6.78 | 1 | 4.00 | 3 | 5.00 | 3 | 5.00 | 17 | 6.00 |
| Social protection | 7 | 3.71 | 1 | 2.00 | 6 | 3.50 | | | 11 | 4.91 | | | 2 | 3.00 | 4 | 2.50 | 2 | 4.50 | 5 | 4.20 | 4 | 3.75 | 3 | 8.33 | 1 | 4.00 | 1 | 4.00 | 3 | 3.67 | 10 | 5.70 |
| Climate change | 9 | 5.33 | 1 | 5.00 | 9 | 4.22 | | | 16 | 5.31 | 1 | 5.00 | 2 | 5.00 | 4 | 5.00 | 4 | 5.25 | 7 | 4.14 | 6 | 5.33 | 6 | 5.00 | 1 | 5.00 | 2 | 4.50 | 4 | 5.75 | 12 | 5.17 |

*Significantly different between specializations

Appendix D: Responses to All Questions by Year¹

FY '08 Response Number = 73 • FY '13 Response Number = 108

B. Overall Attitudes toward the World Bank

| | FY 2008 | | | FY 2013 | | |
|---|---------|------|------|---------|------|------|
| | N | Mean | SD | N | Mean | SD |
| How familiar are you with the work of the World Bank in Paraguay? | 149 | 6.33 | 2.11 | 150 | 6.03 | 1.84 |
| Overall, please rate your impression of the effectiveness of the World Bank in Paraguay.* | 143 | 6.60 | 1.85 | 147 | 5.95 | 1.85 |

(1-Not familiar at all, 10-Extremely familiar; 1-Not effective at all, 10-Very effective)

*Significantly different between FY13 and FY08 country surveys

To what extent do you agree with the following statements about the World Bank's work in Paraguay?

(1-Strongly disagree, 10-Strongly agree)

| | FY 2008 | | | FY 2013 | | |
|--|---------|------|------|---------|------|------|
| | N | Mean | SD | N | Mean | SD |
| Overall the World Bank currently plays a relevant role in development in Paraguay* | 146 | 6.03 | 2.05 | 139 | 5.27 | 2.07 |
| The World Bank's work is aligned with what I consider the development priorities for Paraguay* | 142 | 6.11 | 1.99 | 137 | 5.39 | 1.84 |
| The World Bank treats clients and stakeholders in Paraguay with respect* | 133 | 7.64 | 2.15 | 117 | 6.16 | 2.34 |

*Significantly different between FY13 and FY08 country surveys

To what extent is the World Bank an effective development partner in Paraguay, in terms of each of the following?

(1-To no degree at all, 10-To a very significant degree)

| | FY 2008 | | | FY 2013 | | |
|------------------------------------|---------|------|------|---------|------|------|
| | N | Mean | SD | N | Mean | SD |
| Staff accessibility* | 124 | 6.82 | 2.17 | 121 | 5.62 | 2.14 |
| Straightforwardness and honesty* | 121 | 7.43 | 2.26 | 62 | 5.68 | 2.05 |
| Collaboration with the Government* | 85 | 7.04 | 1.99 | 132 | 6.42 | 1.86 |
| Collaboration with other donors* | 113 | 6.83 | 2.15 | 87 | 4.86 | 2.13 |

*Significantly different between FY13 and FY08 country surveys

¹ Only those questions that were asked in the FY'08 and FY '13 country surveys, with similar response scales/options, are presented.

C. World Bank Effectiveness and Results

How effective do you believe the World Bank is in terms of the work it does in the following areas of development in Paraguay, on a ten-point scale? (1-Not effective at all, 10-Very effective)

| | FY 2008 | | | FY 2013 | | |
|---|---------|------|------|---------|------|------|
| | N | Mean | SD | N | Mean | SD |
| Anti-corruption* | 114 | 5.42 | 2.26 | 91 | 4.77 | 2.00 |
| Transport (e.g., roads, bridges, transportation)* | 121 | 6.41 | 1.96 | 85 | 5.25 | 1.95 |
| Law and justice (e.g., judicial system)* | 111 | 4.83 | 1.84 | 69 | 4.17 | 1.96 |
| Poverty reduction | 131 | 5.41 | 1.92 | 119 | 5.27 | 2.02 |
| Gender | 107 | 5.67 | 2.00 | 102 | 5.35 | 1.95 |
| Domestic private sector development* | 119 | 5.56 | 1.89 | 68 | 4.84 | 1.85 |
| Water and sanitation* | 119 | 6.54 | 2.28 | 103 | 5.74 | 2.01 |
| Economic growth | 129 | 5.87 | 1.92 | 83 | 5.40 | 2.07 |
| Health | 115 | 5.58 | 2.15 | 97 | 5.46 | 1.87 |
| Education | 119 | 5.67 | 2.08 | 102 | 5.54 | 1.83 |
| Social protection (e.g., pensions, targeted social assistance)* | 106 | 5.37 | 2.06 | 61 | 4.41 | 2.33 |
| Climate change (e.g., mitigation, adaptation) | 102 | 5.21 | 2.09 | 85 | 5.01 | 1.70 |

*Significantly different between FY13 and FY08 country surveys

D. The World Bank's Knowledge

In Paraguay, to what extent do you believe that the World Bank's knowledge work and activities:

(1-To no degree at all, 10-To a very significant degree)

| | FY 2008 | | | FY 2013 | | |
|--|---------|------|------|---------|------|------|
| | N | Mean | SD | N | Mean | SD |
| Are source of relevant information on global good practices* | 127 | 6.81 | 2.11 | 107 | 6.12 | 1.84 |
| Are adequately disseminated* | 127 | 7.01 | 2.12 | 127 | 4.29 | 2.36 |
| Are adaptable to Paraguay's specific development challenges and country circumstances* | 127 | 6.19 | 2.04 | 112 | 5.37 | 1.88 |

*Significantly different between FY13 and FY08 country surveys

E. Working with the World Bank

To what extent do you agree/disagree with the following statements? (1-Strongly disagree, 10-Strongly agree)

| | FY 2008 | | | FY 2013 | | |
|---|---------|------|------|---------|------|------|
| | N | Mean | SD | N | Mean | SD |
| The World Bank disburses funds promptly* | 84 | 6.62 | 2.00 | 67 | 5.81 | 2.17 |
| The World Bank effectively monitors and evaluates the projects and programs it supports | 87 | 6.89 | 2.16 | 76 | 6.67 | 2.28 |

*Significantly different between FY13 and FY08 country surveys

G. Communication and Information Sharing

Do you have access to the Internet?

| Percentage of Respondents | FY 2008 | FY 2013 |
|---------------------------|---------|---------|
| Yes | 98.0% | 99.3% |
| No | 2.0% | 0.7% |

Do you use/have used the World Bank website?

| Percentage of Respondents | FY 2008 | FY 2013 |
|---------------------------|---------|---------|
| Yes | 72.3% | 74.8% |
| No | 27.7% | 25.2% |

Which do you primarily use?

| Percentage of Respondents | FY 2008 | FY 2013 |
|---|---------|---------|
| The World Bank's country website (www.bancomundial.org.py) | 53.8% | 63.2% |
| The World Bank's main website (www.worldbank.org) | 46.2% | 36.8% |

Appendix E: Indicator Questions as a Function of Exposure to the Bank

| Indicator Question | H3. Currently, do you professionally collaborate/work with the World Bank? | | H4. Which of the following describes most of your exposure to the World Bank in Paraguay? (Choose no more than TWO) | | | | | | | | | |
|--|--|----------|---|----------|---------------------|----------|-------------------------|----------|-------------|----------|----------------|----------|
| | No Mean | Yes Mean | Observer | | Use WB reports/data | | Engage in WB activities | | Collaborate | | Use WB website | |
| | | | No Mean | Yes Mean | No Mean | Yes Mean | No Mean | Yes Mean | No Mean | Yes Mean | No Mean | Yes Mean |
| Overall, please rate your impression of the World Bank's effectiveness in Paraguay? | 5.53 | 8.06 | 6.50 | 5.41 | 6.11 | 5.95 | 5.83 | 6.43 | 5.81 | 7.73 | 6.14 | 5.81 |
| To what extent do you believe the World Bank's staff is well prepared to help Paraguay solve its most complicated development challenges? | 6.12 | 8.71 | 7.17 | 5.80 | 6.58 | 6.66 | 6.10 | 7.32 | 6.33 | 8.62 | 6.85 | 5.89 |
| Overall the World Bank currently plays a relevant role in development in Paraguay | 4.91 | 7.31 | 5.83 | 4.54 | 5.55 | 4.86 | 5.15 | 5.54 | 5.01 | 7.43 | 5.31 | 5.28 |
| The World Bank's work is aligned with what I consider the development priorities for Paraguay | 5.06 | 7.44 | 5.84 | 4.81 | 5.52 | 5.24 | 5.16 | 5.78 | 5.16 | 7.46 | 5.54 | 5.10 |
| Responsiveness | 5.10 | 7.00 | 5.74 | 4.81 | 5.25 | 5.55 | 5.50 | 5.25 | 5.24 | 6.14 | 5.28 | 5.62 |
| Openness (sharing data and other information) | 5.90 | 7.29 | 6.75 | 5.39 | 5.97 | 6.59 | 6.05 | 6.45 | 6.01 | 7.43 | 6.32 | 5.86 |
| Collaboration with groups outside of the Government | 3.72 | 6.82 | 4.75 | 3.54 | 4.14 | 4.19 | 3.96 | 4.43 | 3.99 | 5.78 | 4.07 | 4.42 |
| Collaboration with the Government | 6.09 | 8.12 | 7.09 | 5.60 | 6.39 | 6.63 | 6.18 | 6.88 | 6.17 | 8.47 | 6.74 | 5.76 |
| Collaboration with other donors | 4.44 | 7.08 | 5.50 | 4.16 | 4.94 | 4.74 | 4.85 | 4.90 | 4.55 | 7.10 | 4.85 | 4.95 |
| To what extent does the World Bank's work help to achieve development results in Paraguay? | 5.20 | 7.40 | 6.06 | 4.61 | 5.43 | 5.49 | 5.30 | 5.71 | 5.19 | 7.54 | 5.57 | 5.10 |
| The World Bank's financial instruments meet the needs of Paraguay | 4.32 | 7.06 | 5.55 | 3.60 | 4.63 | 4.95 | 4.44 | 5.16 | 4.38 | 7.13 | 4.91 | 4.25 |
| The World Bank meets Paraguay's needs for knowledge services | 4.57 | 6.73 | 5.67 | 3.83 | 4.77 | 5.09 | 4.72 | 5.18 | 4.62 | 6.86 | 4.91 | 4.86 |
| Are adaptable to Paraguay's specific development challenges and country circumstances | 5.04 | 7.36 | 6.18 | 4.45 | 5.44 | 5.50 | 5.50 | 5.48 | 5.24 | 7.08 | 5.41 | 5.63 |
| Overall, how significant a contribution do you believe the World Bank's knowledge work and activities make to development results in your country? | 5.87 | 7.50 | 6.68 | 5.06 | 5.92 | 6.17 | 6.00 | 6.08 | 5.80 | 7.50 | 5.94 | 6.19 |
| Overall, how would you rate the technical quality of the World Bank's knowledge work and activities? | 6.09 | 8.13 | 7.01 | 5.62 | 6.49 | 6.40 | 6.23 | 6.87 | 6.18 | 8.27 | 6.53 | 6.28 |
| Where country systems are adequate, the World Bank makes appropriate use of them | 6.52 | 8.08 | 7.68 | 5.33 | 7.28 | 6.50 | 7.06 | 7.00 | 6.81 | 7.64 | 6.89 | 7.71 |

Yellow highlight indicates significant difference between Yes and No mean.

Appendix F: World Bank Country Survey 2013 – Paraguay Questionnaire



World Bank Country Survey FY13 – Paraguay

The World Bank is interested in gauging the views of clients and partners who are either involved in development in Paraguay or who observe activities related to social and economic development. The following survey is meant to give the World Bank's team that works in Paraguay, greater insight into how the Bank's work is perceived. This is one tool the World Bank uses to assess the views of its critical stakeholders. With this understanding, the World Bank hopes to develop more effective strategies, outreach and programs that support development in Paraguay. The World Bank commissioned an independent firm to oversee the logistics of this effort in Paraguay. This ensures anonymity and confidentiality. We hope you'll be candid. To complete the survey, please circle/check the response that most accurately reflects your opinion. **If you prefer not to answer a question, please leave it blank.**

PLEASE NOTE: IN SOME CASES THE SURVEY WILL ASK FOR A SPECIFIC NUMBER OF RESPONSES. PLEASE DO NOT CHOOSE ANY MORE THAN REQUESTED. IF MORE RESPONSES ARE CHOSEN, DATA CANNOT BE INCLUDED IN ANALYSIS.

SECTION A: GENERAL ISSUES FACING PARAGUAY

| A1. In general would you say that Paraguay is headed in ... ? | |
|--|---------------------|
| 1 | The right direction |
| 2 | The wrong direction |
| 3 | Not sure |

SECTION A: GENERAL ISSUES

| | | | |
|---|--|----|---|
| A2. Listed below are a number of development priorities in Paraguay. | | | |
| Please identify which of the following you consider the most important development priorities in Paraguay? (Choose no more than THREE) | | | |
| 1 | Social protection (e.g., pensions, targeted social assistance) | 10 | Health |
| 2 | Transport (e.g., roads, bridges, transportation) | 11 | Education |
| 3 | Gender | 12 | Poverty reduction |
| 4 | Domestic private sector development | 13 | Energy |
| 5 | Water and sanitation | 14 | Climate change (e.g., mitigation, adaptation) |
| 6 | Anti corruption | 15 | Crime and violence |
| 7 | Job creation/employment | 16 | Economic growth |
| 8 | Rural development | 17 | Law and justice (e.g., judicial system) |
| 9 | Equality of opportunity (i.e., equity) | 18 | Basic infrastructure |

| | | | |
|--|--|----|--|
| A3. Poverty reduction is a broad term that encompasses work in many different areas. | | | |
| Which THREE areas of development listed below do you believe would contribute most to reducing poverty in Paraguay? (Choose no more than THREE) | | | |
| 1 | Water and sanitation | 10 | Transport (e.g., roads, bridges, transportation) |
| 2 | Equality of opportunity (i.e., equity) | 11 | Crime and violence |
| 3 | Economic growth | 12 | Anti corruption |
| 4 | Climate change (e.g., mitigation, adaptation) | 13 | Domestic private sector development |
| 5 | Gender | 14 | Education |
| 6 | Rural development | 15 | Energy |
| 7 | Basic infrastructure | 16 | Health |
| 8 | Social protection (e.g., pensions, targeted social assistance) | 17 | Job creation/employment |
| 9 | Law and justice (e.g., judicial system) | | |

PLEASE NOTE: IN SOME CASES THE SURVEY WILL ASK FOR A SPECIFIC NUMBER OF RESPONSES. PLEASE DO NOT CHOOSE ANY MORE THAN REQUESTED. IF MORE RESPONSES ARE CHOSEN, DATA CANNOT BE INCLUDED IN ANALYSIS.

SECTION A: GENERAL ISSUES**A4. Economic growth can be driven by a number of factors.**

Which THREE areas below do you believe would contribute most to generating economic growth in Paraguay? (Choose no more than THREE)

| | | | |
|---|--|----|--|
| 1 | Energy | 9 | Education |
| 2 | Gender | 10 | Domestic private sector development |
| 3 | Equality of opportunity (i.e., equity) | 11 | Job creation/employment |
| 4 | Social protection (e.g., pensions, targeted social assistance) | 12 | Transport (e.g., roads, bridges, transportation) |
| 5 | Climate change (e.g., mitigation, adaptation) | 13 | Health |
| 6 | Anti corruption | 14 | Basic infrastructure |
| 7 | Rural development | 15 | Law and justice (e.g., judicial system) |
| 8 | Water and sanitation | 16 | Crime and violence |

A5. When thinking about the idea of “shared prosperity” in your country, which of the following TWO best illustrate how this would be achieved in Paraguay? (Choose no more than TWO)

| | |
|----|---|
| 1 | Better employment opportunities for young people |
| 2 | Better employment opportunities for women |
| 3 | Greater access to micro-finance for the poor |
| 4 | Greater voice and participation for citizens to help ensure greater accountability |
| 5 | Greater access to health and nutrition for citizens |
| 6 | Better entrepreneurial opportunities (i.e., to start small and medium sized businesses) |
| 7 | A growing middle class |
| 8 | Better opportunity for the poor who live in rural areas |
| 9 | Better opportunity for the poor who live in urban areas |
| 10 | Consistent economic growth |
| 11 | More effective risk management |
| 12 | Greater equity of fiscal policy |
| 13 | Education and training that better ensure job opportunity |
| 14 | Better quality public services |
| 15 | Other (please specify): _____ |

SECTION B: OVERALL ATTITUDES TOWARD THE WORLD BANK

| How familiar are you with the work of these organizations in Paraguay, on a ten point scale? | | | | | | | | | | | | |
|--|---|---------------------|---|---|---|---|---|---|---|--------------------|----|--------------------------|
| | | Not familiar at all | | | | | | | | Extremely familiar | | Don't know |
| | | 1 | 2 | 3 | 4 | 5 | 6 | 7 | 8 | 9 | 10 | |
| B1 | World Bank (WB/BM) | | | | | | | | | | | <input type="checkbox"/> |
| B2 | Inter-American Development Bank (IDB/BID) | | | | | | | | | | | <input type="checkbox"/> |
| B3 | Latin American Development Bank (CAF) | | | | | | | | | | | <input type="checkbox"/> |

| Overall, please rate your impression of the effectiveness of these organizations in Paraguay, on a ten point scale? | | | | | | | | | | | | |
|---|---|----------------------|---|---|---|---|---|---|---|---------------------|----|--------------------------|
| | | Not effective at all | | | | | | | | Extremely effective | | Don't know |
| | | 1 | 2 | 3 | 4 | 5 | 6 | 7 | 8 | 9 | 10 | |
| B4 | World Bank (WB/BM) | | | | | | | | | | | <input type="checkbox"/> |
| B5 | Inter-American Development Bank (IDB/BID) | | | | | | | | | | | <input type="checkbox"/> |
| B6 | Latin American Development Bank (CAF) | | | | | | | | | | | <input type="checkbox"/> |

| B7. To what extent do you believe the World Bank's staff is well prepared (e.g., skills and knowledge) to help Paraguay solve its most complicated development challenges, on a ten point scale? | | | | | | | | | | | | |
|--|---|---|---|---|---|---|---|---|------------------------------|--|------------|--|
| 1 | 2 | 3 | 4 | 5 | 6 | 7 | 8 | 9 | 10 | | | |
| To no degree at all | | | | | | | | | To a very significant degree | | Don't know | |

SECTION B: OVERALL ATTITUDES TOWARD THE WORLD BANK

B8. When thinking about how the World Bank can have the most impact on development results in Paraguay, in which sectoral areas do you believe the World Bank should focus most of its attention and resources in Paraguay? (Choose no more than THREE)

| | | | |
|---|--|----|---|
| 1 | Social protection (e.g., pensions, targeted social assistance) | 10 | Job creation/employment |
| 2 | Transport (e.g., roads, bridges, transportation) | 11 | Equality of opportunity (i.e., equity) |
| 3 | Poverty reduction | 12 | Health |
| 4 | Gender | 13 | Education |
| 5 | Crime and violence | 14 | Climate change (e.g., mitigation, adaptation) |
| 6 | Domestic private sector development | 15 | Economic growth |
| 7 | Rural development | 16 | Law and justice (e.g., judicial system) |
| 8 | Water and sanitation | 17 | Basic infrastructure |
| 9 | Energy | 18 | Anti corruption |

B9. When thinking about the World Bank Group's role, which activity do you believe is of greatest VALUE and which activity is of second greatest value in Paraguay?

| | | Greatest Value (Choose only ONE) | Second Greatest Value (Choose only ONE) |
|----|--|---|--|
| 1 | Financial resources: investment lending | <input type="checkbox"/> | <input type="checkbox"/> |
| 2 | Financial resources: policy based lending / budget support to the Government | <input type="checkbox"/> | <input type="checkbox"/> |
| 3 | Mobilizing third party financial resources | <input type="checkbox"/> | <input type="checkbox"/> |
| 4 | Technical assistance | <input type="checkbox"/> | <input type="checkbox"/> |
| 5 | Policy advice | <input type="checkbox"/> | <input type="checkbox"/> |
| 6 | Donor coordination | <input type="checkbox"/> | <input type="checkbox"/> |
| 7 | Data | <input type="checkbox"/> | <input type="checkbox"/> |
| 8 | Training/capacity building | <input type="checkbox"/> | <input type="checkbox"/> |
| 9 | Studies/analyses | <input type="checkbox"/> | <input type="checkbox"/> |
| 10 | Convening/facilitating | <input type="checkbox"/> | <input type="checkbox"/> |
| 11 | Linkage to non-Bank expertise (i.e., South-South knowledge sharing) | <input type="checkbox"/> | <input type="checkbox"/> |
| 12 | Other (please specify): _____ | <input type="checkbox"/> | <input type="checkbox"/> |

SECTION B: OVERALL ATTITUDES TOWARD THE WORLD BANK

| | |
|---|--|
| B10. Which of the following do you identify as the World Bank's greatest WEAKNESSES in its work in Paraguay? (Choose no more than TWO) | |
| 1 | Staff too inaccessible |
| 2 | Not exploring alternative policy options |
| 3 | Not adequately sensitive to political/social realities in Paraguay |
| 4 | Not enough public disclosure of its work |
| 5 | Arrogant in its approach |
| 6 | Not aligned with country priorities |
| 7 | The credibility of its knowledge/data |
| 8 | Not willing to honestly criticize policies and reform efforts in the country |
| 9 | Too influenced by developed countries |
| 10 | Imposing technocratic solutions without regard to political realities |
| 11 | World Bank processes too slow and complex |
| 12 | Too bureaucratic in its operational policies and procedures |
| 13 | Not aligned with other donors' work |
| 14 | Not collaborating enough with non-state actors |
| 15 | Not client focused |
| 16 | Other (please specify): _____ |

SECTION B: OVERALL ATTITUDES TOWARD THE WORLD BANK

B11. In addition to the regular relations with the national government as its main interlocutor, which TWO of the following groups should the World Bank collaborate with more in your country to ensure better development results there? (Choose no more than TWO)

| | |
|---|--|
| 1 | NGOs |
| 2 | Local Government |
| 3 | Private sector |
| 4 | Community Based Organizations (CBOs) |
| 5 | Academia/think tanks/research institutes |
| 6 | Parliament |
| 7 | Other (please specify): _____ |

To what extent do you agree with the following statements about the World Bank's work in Paraguay, on a ten point scale?

| | | Strongly disagree | | | | | | | | | | Strongly agree | Don't know |
|------------|--|-------------------|---|---|---|---|---|---|---|---|----|----------------|--------------------------|
| | | 1 | 2 | 3 | 4 | 5 | 6 | 7 | 8 | 9 | 10 | | |
| B12 | Overall the World Bank currently plays a relevant role in development in Paraguay | 1 | 2 | 3 | 4 | 5 | 6 | 7 | 8 | 9 | 10 | | <input type="checkbox"/> |
| B13 | The World Bank's work is aligned with what I consider the development priorities for Paraguay | 1 | 2 | 3 | 4 | 5 | 6 | 7 | 8 | 9 | 10 | | <input type="checkbox"/> |
| B14 | The World Bank treats clients and stakeholders in Paraguay with respect | 1 | 2 | 3 | 4 | 5 | 6 | 7 | 8 | 9 | 10 | | <input type="checkbox"/> |
| B15 | The World Bank supports Paraguay to reduce social exclusion | 1 | 2 | 3 | 4 | 5 | 6 | 7 | 8 | 9 | 10 | | <input type="checkbox"/> |
| B16 | The World Bank is an organization that does not represent a particular ideological perspective in Paraguay | 1 | 2 | 3 | 4 | 5 | 6 | 7 | 8 | 9 | 10 | | <input type="checkbox"/> |
| B17 | The World Bank is an organization that is not overly influenced by any particular country | 1 | 2 | 3 | 4 | 5 | 6 | 7 | 8 | 9 | 10 | | <input type="checkbox"/> |
| B18 | The World Bank respects the positions, views and demands of the government of Paraguay | 1 | 2 | 3 | 4 | 5 | 6 | 7 | 8 | 9 | 10 | | <input type="checkbox"/> |
| B19 | The World Bank listens and takes into account your views | 1 | 2 | 3 | 4 | 5 | 6 | 7 | 8 | 9 | 10 | | <input type="checkbox"/> |

SECTION B: OVERALL ATTITUDES TOWARD THE WORLD BANK

| To what extent is the World Bank an effective development partner in Paraguay , in terms of each of the following? | | | | | | | | | | | | | |
|--|--|---------------------|---|---|---|---|---|---|---|---|----|------------------------------|------------|
| | | To no degree at all | | | | | | | | | | To a very significant degree | Don't know |
| B20 | Responsiveness | 1 | 2 | 3 | 4 | 5 | 6 | 7 | 8 | 9 | 10 | <input type="checkbox"/> | |
| B21 | Flexibility (in terms of changing country circumstances) | 1 | 2 | 3 | 4 | 5 | 6 | 7 | 8 | 9 | 10 | <input type="checkbox"/> | |
| B22 | Openness (sharing data and other information) | 1 | 2 | 3 | 4 | 5 | 6 | 7 | 8 | 9 | 10 | <input type="checkbox"/> | |
| B23 | Staff accessibility | 1 | 2 | 3 | 4 | 5 | 6 | 7 | 8 | 9 | 10 | <input type="checkbox"/> | |
| B24 | Straightforwardness and honesty | 1 | 2 | 3 | 4 | 5 | 6 | 7 | 8 | 9 | 10 | <input type="checkbox"/> | |
| B25 | Collaboration with groups outside of the Government (e.g., NGOs, academia, private sector) | 1 | 2 | 3 | 4 | 5 | 6 | 7 | 8 | 9 | 10 | <input type="checkbox"/> | |
| B26 | Collaboration with the Government | 1 | 2 | 3 | 4 | 5 | 6 | 7 | 8 | 9 | 10 | <input type="checkbox"/> | |
| B27 | Collaboration with other donors | 1 | 2 | 3 | 4 | 5 | 6 | 7 | 8 | 9 | 10 | <input type="checkbox"/> | |
| B28 | The speed in which it gets things accomplished on the ground | 1 | 2 | 3 | 4 | 5 | 6 | 7 | 8 | 9 | 10 | <input type="checkbox"/> | |
| B29 | Follow through over time | 1 | 2 | 3 | 4 | 5 | 6 | 7 | 8 | 9 | 10 | <input type="checkbox"/> | |

| B30. When considering the national development needs in Paraguay, to what extent does the combination of financial, knowledge and convening services that the World Bank currently provides in Paraguay meet the national development needs of Paraguay, on a ten point scale? | | | | | | | | | | | | |
|---|---|---|---|---|---|---|---|---|------------------------------|--------------------------|------------|--|
| 1 | 2 | 3 | 4 | 5 | 6 | 7 | 8 | 9 | 10 | <input type="checkbox"/> | | |
| To no degree at all | | | | | | | | | To a very significant degree | | Don't know | |

PLEASE NOTE: IN SOME CASES THE SURVEY WILL ASK FOR A SPECIFIC NUMBER OF RESPONSES. PLEASE DO NOT CHOOSE ANY MORE THAN REQUESTED. IF MORE RESPONSES ARE CHOSEN, DATA CANNOT BE INCLUDED IN ANALYSIS.

SECTION C: WORLD BANK EFFECTIVENESS AND RESULTS

| How effective do you believe the World Bank is in terms of the work it does in the following areas of development in Paraguay, on a ten point scale? | | Not effective at all | | | | | | | | | | Very effective | Don't know |
|--|--|----------------------|---|---|---|---|---|---|---|---|----|--------------------------|------------|
| | | 1 | 2 | 3 | 4 | 5 | 6 | 7 | 8 | 9 | 10 | | |
| C1 | Anti corruption | | | | | | | | | | | <input type="checkbox"/> | |
| C2 | Transport (e.g., roads, bridges, transportation) | | | | | | | | | | | <input type="checkbox"/> | |
| C3 | Crime and violence | | | | | | | | | | | <input type="checkbox"/> | |
| C4 | Law and justice (e.g., judicial system) | | | | | | | | | | | <input type="checkbox"/> | |
| C5 | Basic infrastructure | | | | | | | | | | | <input type="checkbox"/> | |
| C6 | Poverty reduction | | | | | | | | | | | <input type="checkbox"/> | |
| C7 | Gender | | | | | | | | | | | <input type="checkbox"/> | |
| C8 | Domestic private sector development | | | | | | | | | | | <input type="checkbox"/> | |
| C9 | Water and sanitation | | | | | | | | | | | <input type="checkbox"/> | |
| C10 | Economic growth | | | | | | | | | | | <input type="checkbox"/> | |
| C11 | Energy | | | | | | | | | | | <input type="checkbox"/> | |
| C12 | Job creation/employment | | | | | | | | | | | <input type="checkbox"/> | |
| C13 | Equality of opportunity (i.e., equity) | | | | | | | | | | | <input type="checkbox"/> | |
| C14 | Health | | | | | | | | | | | <input type="checkbox"/> | |
| C15 | Rural development | | | | | | | | | | | <input type="checkbox"/> | |
| C16 | Education | | | | | | | | | | | <input type="checkbox"/> | |
| C17 | Social protection (e.g., pensions, targeted social assistance) | | | | | | | | | | | <input type="checkbox"/> | |
| C18 | Climate change (e.g., mitigation, adaptation) | | | | | | | | | | | <input type="checkbox"/> | |

SECTION C: WORLD BANK EFFECTIVENESS AND RESULTS

| | | | | | | | | | | | |
|--|---|---|---|---|---|---|---|---|------------------------------|--------------------------|------------|
| C19. To what extent does the World Bank's work help to achieve development results in Paraguay, on a ten point scale? | | | | | | | | | | | |
| 1 | 2 | 3 | 4 | 5 | 6 | 7 | 8 | 9 | 10 | <input type="checkbox"/> | |
| To no degree at all | | | | | | | | | To a very significant degree | | Don't know |

| | | | | | | | | | | | | |
|--|--|-------------------|---|---|---|---|---|---|---|----------------|----|--------------------------|
| To what extent do you agree with the following statements about the World Bank in Paraguay, on a ten point scale? | | | | | | | | | | | | |
| | | Strongly disagree | | | | | | | | Strongly agree | | Don't know |
| C20 | The World Bank's financial instruments (i.e., investment lending, Development Policy Loan, Trust Funds, Program 4 Result, etc.) meet the needs of Paraguay | 1 | 2 | 3 | 4 | 5 | 6 | 7 | 8 | 9 | 10 | <input type="checkbox"/> |
| C21 | The World Bank meets Paraguay's needs for knowledge services (e.g., research, analysis, data, technical assistance) | 1 | 2 | 3 | 4 | 5 | 6 | 7 | 8 | 9 | 10 | <input type="checkbox"/> |

PLEASE NOTE: IN SOME CASES THE SURVEY WILL ASK FOR A SPECIFIC NUMBER OF RESPONSES. PLEASE DO NOT CHOOSE ANY MORE THAN REQUESTED. IF MORE RESPONSES ARE CHOSEN, DATA CANNOT BE INCLUDED IN ANALYSIS.

SECTION D: THE WORLD BANK'S KNOWLEDGE WORK AND ACTIVITIES (i.e., ANALYSIS, STUDIES, RESEARCH, DATA, REPORTS, CONFERENCES)

| | |
|---|--------------------|
| D1. How frequently do you consult World Bank knowledge work and activities in the work you do? | |
| 1 | Weekly |
| 2 | Monthly |
| 3 | A few times a year |
| 4 | Rarely |
| 5 | Never |

| | | | |
|--|--|----|--|
| D2. When thinking about the development challenges in Paraguay, where do you believe it would be most valuable for the World Bank to focus its knowledge work and activities in the next few years? (Choose no more than THREE) | | | |
| 1 | Gender | 10 | Equality of opportunity (i.e., equity) |
| 2 | Domestic private sector development | 11 | Crime and violence |
| 3 | Water and sanitation | 12 | Education |
| 4 | Energy | 13 | Transport (e.g., roads, bridges, transportation) |
| 5 | Social protection (e.g., pensions, targeted social assistance) | 14 | Job creation/employment |
| 6 | Climate change (e.g., mitigation, adaptation) | 15 | Health |
| 7 | Poverty reduction | 16 | Economic growth |
| 8 | Law and justice (e.g., judicial system) | 17 | Rural development |
| 9 | Anti corruption | 18 | Basic infrastructure |

| In Paraguay, to what extent do you believe that the World Bank's knowledge work and activities: | | | | | | | | | | | | | |
|--|---|---------------------|---|---|---|---|---|---|---|---|----|------------------------------|------------|
| | | To no degree at all | | | | | | | | | | To a very significant degree | Don't know |
| | | 1 | 2 | 3 | 4 | 5 | 6 | 7 | 8 | 9 | 10 | | |
| D3 | Are timely | 1 | 2 | 3 | 4 | 5 | 6 | 7 | 8 | 9 | 10 | <input type="checkbox"/> | |
| D4 | Are relevant to Paraguay's development priorities | 1 | 2 | 3 | 4 | 5 | 6 | 7 | 8 | 9 | 10 | <input type="checkbox"/> | |
| D5 | Provide feasible recommendations | 1 | 2 | 3 | 4 | 5 | 6 | 7 | 8 | 9 | 10 | <input type="checkbox"/> | |
| D6 | Are accessible (well written and easy to understand) | 1 | 2 | 3 | 4 | 5 | 6 | 7 | 8 | 9 | 10 | <input type="checkbox"/> | |
| D7 | Are source of relevant information on global good practices. | 1 | 2 | 3 | 4 | 5 | 6 | 7 | 8 | 9 | 10 | <input type="checkbox"/> | |
| D8 | Are adequately disseminated | 1 | 2 | 3 | 4 | 5 | 6 | 7 | 8 | 9 | 10 | <input type="checkbox"/> | |
| D9 | Are translated enough into local language | 1 | 2 | 3 | 4 | 5 | 6 | 7 | 8 | 9 | 10 | <input type="checkbox"/> | |
| D10 | Are adaptable to Paraguay's specific development challenges and country circumstances | 1 | 2 | 3 | 4 | 5 | 6 | 7 | 8 | 9 | 10 | <input type="checkbox"/> | |

SECTION D: THE WORLD BANK'S KNOWLEDGE WORK AND ACTIVITIES (I.E., ANALYSIS, STUDIES, RESEARCH, DATA, REPORTS, CONFERENCES)

D11. Overall, how significant a contribution do you believe the World Bank's knowledge work and activities make to development results in your country, on a ten point scale?

| | | | | | | | | | | |
|------------------------|---|---|---|---|------------------|---|---|---|----|--------------------------|
| 1 | 2 | 3 | 4 | 5 | 6 | 7 | 8 | 9 | 10 | <input type="checkbox"/> |
| Not significant at all | | | | | Very significant | | | | | Don't know |

D12. Overall, how would you rate the technical quality of the World Bank's knowledge work and activities, on a ten point scale?

| | | | | | | | | | | |
|----------------------------|---|---|---|---|-----------------------------|---|---|---|----|--------------------------|
| 1 | 2 | 3 | 4 | 5 | 6 | 7 | 8 | 9 | 10 | <input type="checkbox"/> |
| Very low technical quality | | | | | Very high technical quality | | | | | Don't know |

| | | | |
|------------|---|-----|----|
| D13 | Have you read/consulted the most recent LAC Flagship Report: <i>Economic Mobility and the Rise of the Latin American Middle Class</i> ? (If YES please go to D14; if NO please go to E1) | Yes | No |
|------------|---|-----|----|

D14. To what extent do you believe this Flagship Report raised substantive new information and insight that you were not aware of prior to reading?

| | | | | | | | | | | |
|---------------------|---|---|---|---|------------------------------|---|---|---|----|--------------------------|
| 1 | 2 | 3 | 4 | 5 | 6 | 7 | 8 | 9 | 10 | <input type="checkbox"/> |
| To no degree at all | | | | | To a very significant degree | | | | | Don't know |

D15. To what extent do you believe this Flagship Report provided you with useful information in terms of the work you do?

| | | | | | | | | | | |
|---------------------|---|---|---|---|------------------------------|---|---|---|----|--------------------------|
| 1 | 2 | 3 | 4 | 5 | 6 | 7 | 8 | 9 | 10 | <input type="checkbox"/> |
| To no degree at all | | | | | To a very significant degree | | | | | Don't know |

SECTION E: WORKING WITH THE WORLD BANK

| To what extent do you agree/disagree with the following statements, on a ten point scale? | | | | | | | | | | | | | |
|---|--|-------------------|---|---|---|---|---|---|---|---|----|--------------------------|------------|
| | | Strongly disagree | | | | | | | | | | Strongly agree | Don't know |
| | | 1 | 2 | 3 | 4 | 5 | 6 | 7 | 8 | 9 | 10 | | |
| E1 | The World Bank disburses funds promptly | | | | | | | | | | | <input type="checkbox"/> | |
| E2 | The World Bank effectively monitors and evaluates the projects and programs it supports | | | | | | | | | | | <input type="checkbox"/> | |
| E3 | The World Bank's approvals and reviews are done in a timely fashion | | | | | | | | | | | <input type="checkbox"/> | |
| E4 | The World Bank's "Safeguard Policy" requirements are reasonable | | | | | | | | | | | <input type="checkbox"/> | |
| E5 | The World Bank ensures consistency and continuity through staff changes | | | | | | | | | | | <input type="checkbox"/> | |
| E6 | The World Bank's teams and visits are well coordinated | | | | | | | | | | | <input type="checkbox"/> | |
| E7 | Where country systems (e.g., procurement, financial management, etc.) are adequate, the World Bank makes appropriate use of them | | | | | | | | | | | <input type="checkbox"/> | |
| E8 | The World Bank provides effective implementation support (i.e., supervision of projects) | | | | | | | | | | | <input type="checkbox"/> | |

PLEASE NOTE: IN SOME CASES THE SURVEY WILL ASK FOR A SPECIFIC NUMBER OF RESPONSES. PLEASE DO NOT CHOOSE ANY MORE THAN REQUESTED. IF MORE RESPONSES ARE CHOSEN, DATA CANNOT BE INCLUDED IN ANALYSIS.

SECTION F: THE FUTURE ROLE OF THE WORLD BANK IN PARAGUAY

F1. In the last three years, to what extent do you believe that the World Bank has moved in the right direction in terms of the focus of its work in Paraguay?

| | | | | | | | | | | |
|---------------------|---|---|---|---|------------------------------|---|---|---|----|--------------------------|
| 1 | 2 | 3 | 4 | 5 | 6 | 7 | 8 | 9 | 10 | <input type="checkbox"/> |
| To no degree at all | | | | | To a very significant degree | | | | | Don't know |

F2. How significant a role do you believe that international development cooperation (e.g. Range of donors and partners) SHOULD play in Paraguay's development in the near future, on a ten point scale?

| | | | | | | | | | | |
|-------------------------------|---|---|---|---|-----------------------|---|---|---|----|--------------------------|
| 1 | 2 | 3 | 4 | 5 | 6 | 7 | 8 | 9 | 10 | <input type="checkbox"/> |
| Not a significant role at all | | | | | Very significant role | | | | | Don't know |

F3. How significant a role do you believe the World Bank SHOULD play in Paraguay's development in the near future, on a ten point scale?

| | | | | | | | | | | |
|-------------------------------|---|---|---|---|-----------------------|---|---|---|----|--------------------------|
| 1 | 2 | 3 | 4 | 5 | 6 | 7 | 8 | 9 | 10 | <input type="checkbox"/> |
| Not a significant role at all | | | | | Very significant role | | | | | Don't know |

F4. Which of the following SHOULD the World Bank do to make itself of greater value in Paraguay? (Choose no more than TWO)

| | |
|----|--|
| 1 | Improve the quality of its experts as related to Paraguay's specific challenges |
| 2 | Reduce the complexity of obtaining World Bank financing |
| 3 | Focus primarily on advocacy issues |
| 4 | Improve the competitiveness of its financing compared to markets (e.g., cost, timeliness, and other terms) |
| 5 | Reach out more to groups outside of government |
| 6 | Ensure greater selectivity in its work |
| 7 | Offer more innovative financial products |
| 8 | Offer more innovative knowledge services |
| 9 | Increase availability of Fee-Based services |
| 10 | Work faster |
| 11 | Other (please specify): _____ |

F5. When considering the combination of services that the World Bank Group offers in Paraguay, and taking into account its limited level of resources, which ONE of the following do you believe the World Bank should offer more of in Paraguay? (Please mark only ONE response)

| | |
|---|---|
| 1 | Financial services |
| 2 | Knowledge products |
| 3 | Convening services |
| 4 | None of the above |
| 5 | The combination is appropriate for Paraguay |

SECTION G: COMMUNICATION AND INFORMATION SHARING**G1. How do you get most of your information about economic and social development issues in Paraguay? (Choose no more than TWO)**

| | |
|----|---|
| 1 | Local newspapers |
| 2 | International newspapers |
| 3 | Local radio |
| 4 | International radio |
| 5 | Local television |
| 6 | International television |
| 7 | Periodicals |
| 8 | Internet |
| 9 | Social media (Facebook, Twitter, Youtube) |
| 10 | Blogs |
| 11 | Other (please specify): _____ |

G2. How would you prefer to receive information from the World Bank? (Choose no more than TWO)

| | |
|----|--|
| 1 | World Bank website |
| 2 | Direct contact with World Bank (i.e., face to face meetings/discussions) |
| 3 | e-newsletters |
| 4 | Instant messaging |
| 5 | World Bank seminars/workshops/conferences |
| 6 | World Bank Public Information Center |
| 7 | World Bank publications and other written materials |
| 8 | Mobile phones |
| 9 | Social media (Facebook, Twitter, Youtube) |
| 10 | Blogs |
| 11 | Other (please specify): _____ |

| | | | |
|-----------|--|------------|-----------|
| G3 | Are you aware of the World Bank's Access to Information Policy under which the Bank will now disclose any information in its possession that is not on a list of exceptions? | Yes | No |
| G4 | Have you requested information from the World Bank on its activities in the past year? (If YES please go to Question G5; if NO please go to G6) | Yes | No |
| G5 | Were you able to obtain this information? | Yes | No |
| G6 | Do you have access to the Internet? | Yes | No |
| G7 | Do you use/have you used the World Bank website? | Yes | No |

SECTION G: COMMUNICATION AND INFORMATION SHARING

| G8. Which do you primarily use? (Please mark only ONE response) | |
|--|--|
| 1 | The World Bank's country website (www.bancomundial.org.py) |
| 2 | The World Bank's main website (www.worldbank.org) |

| G9. Which Internet connection do you use primarily when visiting a World Bank website? | |
|---|------------|
| 1 | High speed |
| 2 | Dial-up |

| Please rate how much you agree with the following statements, on a ten point scale. | | | | | | | | | | | | | |
|--|--|--------------------------|---|---|---|---|---|---|---|-----------------------|----|-------------------|--------------------------|
| | | Strongly disagree | | | | | | | | Strongly agree | | Don't know | |
| | | 1 | 2 | 3 | 4 | 5 | 6 | 7 | 8 | 9 | 10 | | |
| G10 | I use/consult World Bank data more often than I did a few years ago | | | | | | | | | | | | <input type="checkbox"/> |
| G11 | I find the World Bank websites easy to navigate. <i>(Only answer if you have used a World Bank website)</i> | | | | | | | | | | | | <input type="checkbox"/> |
| G12 | I find the information on the World Bank's websites useful. <i>(Only answer if you have used a World Bank website)</i> | | | | | | | | | | | | <input type="checkbox"/> |
| G13 | When I need information from the World Bank I know how to find it (e.g., whom to call, where to reach them, etc.) | | | | | | | | | | | | <input type="checkbox"/> |
| G14 | The World Bank is responsive to my information requests and inquiries | | | | | | | | | | | | <input type="checkbox"/> |

PLEASE NOTE: IN SOME CASES THE SURVEY WILL ASK FOR A SPECIFIC NUMBER OF RESPONSES. PLEASE DO NOT CHOOSE ANY MORE THAN REQUESTED. IF MORE RESPONSES ARE CHOSEN, DATA CANNOT BE INCLUDED IN ANALYSIS.

SECTION H: BACKGROUND INFORMATION**H1. Which of the following best describes your current position? (Please mark only ONE response)**

| | |
|----|--|
| 1 | Office of the President, Prime Minister |
| 2 | Office of Minister |
| 3 | Office of Parliamentarian |
| 4 | Employee of a Ministry, Ministerial Department or Implementation Agency |
| 5 | Consultant/Contractor working on World Bank supported Project/Program |
| 6 | Project Management Unit (PMU) overseeing implementation of project |
| 7 | Local Government Office or Staff |
| 8 | Bilateral Agency |
| 9 | Multilateral Agency |
| 10 | Private Sector Organization |
| 11 | Private Foundation |
| 12 | Financial Sector/Private Bank |
| 13 | NGO |
| 14 | Community Based Organization |
| 15 | Media (Press, Radio, TV, Web, etc.) |
| 16 | Independent Government Institution (i.e., Regulatory Agency, Central Bank/oversight institution) |
| 17 | Trade Union |
| 18 | Faith-Based Group |
| 19 | Academia/Research Institute/Think Tank |
| 20 | Judiciary Branch |
| 21 | Other (please specify): _____ |

H2. Please identify the primary specialization of your work. (Please mark only ONE response)

| | | | |
|---|---|----|--|
| 1 | Agriculture/ rural development / food security | 10 | Law and justice / regulatory framework |
| 2 | Climate change / disaster management | 11 | Natural resource management / environmental sustainability |
| 3 | Education | 12 | Private sector development / foreign direct investment |
| 4 | Energy | 13 | Public sector governance / public financial management / anti corruption |
| 5 | Financial markets / banking | 14 | Social protection |
| 6 | Gender / equality of opportunity | 15 | Transport |
| 7 | Health / communicable/non-communicable diseases | 16 | Urban development |
| 8 | Information and communications technology | 17 | Water and sanitation |
| 9 | Job creation/employment | 18 | Other (please specify): _____ |

SECTION H: BACKGROUND INFORMATION**H3. Currently, do you professionally collaborate/work with the World Bank in your country?**

| | |
|---|-----|
| 1 | Yes |
| 2 | No |

**H4. Which of the following describes most of your exposure to the World Bank in Paraguay?
(Choose no more than TWO)**

| | |
|---|---|
| 1 | Observer (i.e., follow in media, discuss in informal conversations, etc.) |
| 2 | Use World Bank reports/data |
| 3 | Engage in World Bank related/sponsored events/activities |
| 4 | Collaborate as part of my professional duties |
| 5 | Use World Bank website for information, data, research, etc. |

H5. Which best represents your geographic location?

| | |
|---|-----------------|
| 1 | Asuncion |
| 2 | Ciudad del Este |
| 3 | Other cities |
| 4 | Rural areas |

Thank you for completing the survey!