

Kazakhstan

Survey of Conflict Prevention and Cooperation 2004

Survey Documentation

March 14 2006

Metadata Production

Metadata Producer(s)	Andy Felton , The Brookings Institution Olivier Dupriez , The World Bank / IHSN
Production Date	March 13 2006

This report was generated using the [IHSN Microdata Management Toolkit](#)

Table of Contents

Overview.....	1
Scope & Coverage.....	1
Sampling.....	1
Data Collection.....	3
File(s) Description.....	4
database_kaz.....	4
Variables List.....	5
database_kaz.....	5
Variables Description.....	26
database_kaz.....	26
Documentation.....	203

Kazakhstan (2004)

Survey of Conflict Prevention and Cooperation 2004

Overview

Type	Opinion survey
Version	Data provided to the World Bank by The Brookings Institution on January 31, 2006
Kind of Data	Sample survey data [ssd]

Scope & Coverage

Geographic Coverage

The project uses public opinion polling to gather and then analyze a sample that represents the entire population of the country.

Sampling

Sampling Procedure

For all four Central Asian countries in this survey, the sampling procedure is a three-stage stratified clustered one. Census data on the territorial dispersion of the population is used as the base to start the sampling methodology. The sampling procedure takes the total population of the country, considers geographic units within the country as either urban or rural, and then develops random procedures to select who to survey in three stages: first by randomly selected smaller geographic urban and units in each province (the primary sampling units or PSUs), second randomly choosing households within these units, and third, to randomly select which household member to interview in each household.

The sampling frame used to divide these four countries into smaller geographic units to randomly sample from differs slightly for each Central Asian country, based on differences in data availability on the population of the country and its dispersion. Subsequent sections explain the sampling methodology used and how this sampling frame differs in each country. Then all four countries have PSUs, random selection of households, and random sampling of individuals within households using the same methods, which are discussed at length only in the first country example - Kazakhstan.

Kazakhstan has 14 provinces plus the cities of Almaty and Astana which are considered separate units. All provinces are divided into districts, of which there are 198 in the country. Districts incorporate towns (with more than 100,000 inhabitants), small towns (with between 30,000 to 100,000 inhabitants) and villages (less than 30,000 inhabitants). A number of villages, in turn, are incorporated into rural districts (selskiy okrug). In total, Kazakhstan has cities of Almaty and Astana, 17 towns, 258 small towns, 2,140 rural districts, and 7,986 villages. The population of Kazakhstan was 14,953,126 people, of which 8,377,303 (56%) lived in urban areas, and 6,575,823 (44%) lived in rural areas as of January 1, 2004.

In Kazakhstan, since interviewers would not be allowed in electoral districts that use administrative restrictions to prohibit access of outsiders or that are unsafe for polling, 395 city electoral districts are excluded from the sampling frame. These 19.6% of the total number of electoral districts in the country are hospitals, prisons and military zones. The estimate of the population in excluded electoral districts is not available, because there is no resident population in these areas as defined in the census.

The sampling frame for Kazakhstan was developed from a list of three types of small territorial units, which are the primary sampling units (PSUs) used in the survey. The three are: small settlements of less than 3,000 inhabitants for which each is a distinct PSU; parts of large settlements divided into populations between 2,500 and 5,000 for urban settlements and 1,500 to 3,000 for rural settlements each as a separate PSU; and electoral districts from large settlements each as separate PSU. Such a procedure is suboptimal, but needed when there is no information on a population in administrative-territorial units smaller sizes (such as there is by makhallas in Uzbekistan).

Sampling is through three-stage stratified clustered sampling. First, PSUs are determined by province stratified by urban and rural population size. This primary probability sampling (PPS-sampling) of PSUs selects a total of 61 PSUs represent the urban and rural population of Kazakhstan to generate 1,500 interviews. Second, sequential random sampling of households is done to select secondary sampling units (SSUs) in the selected PSUs. Third, a Kish grid is used to ensure random sampling of respondents within each household.

To generate PSUs, each province is treated as a separate unit for sampling. For each province, sampling is proportionate to the share of the population of the country that it comprises, which in turn is divided into the share of the urban and rural population each province comprises of the entire country. This allocation is done for all 16 provinces. Based on their size relative to the entire urban and rural population of the country, the proportion of the sample that should be drawn from each urban and rural population of each province to represent the nation is determined. For example, Akmola has 748,930 residents, which is 5.0% of the population of Kazakhstan. Thus in a sample of 1,500 residents of the country, 5% or 75 people are drawn from Akmola. The share of urban and rural interviews is determined from the proportion of the country that the urban and rural population is for the province. Provinces with larger urban and rural populations will have more people selected for interviews relative to those with smaller populations. Again, for Akmola, 349,153 people are urban residents, which is 46.6% of the province. This leads to sampling 35 of these city dwellers. 399,777 people are rural inhabitants, 53.4% of the population of the province, which leads to sampling 40 rural residents from Akmola.

The number of PSUs to be sampled to achieve the needed quota for urban and rural residents in each province depends on a minimum number of interviews to be achieved per PSU, the costs of data collection, supervision, control and follow-up, as well as minimum effective number to conduct the survey in a PSU. The number of people surveyed varies in Kazakhstan in the 61 PSUs surveyed from a low of 8 to a high of 30 people. An approximately equal number of interviews are allocated respectively for each selected urban and rural PSU.

Then the actual geographic units (PSUs) in each province to be polled are determined by a random process. A list of all urban and rural PSUs is composed for each province. The probability a PSU is selected for the survey depends on the size of either the urban or rural population within it. The PPS-sampling is carried out by sorted these units by size and randomly choosing which PSUs to survey over and over until the required number of urban and rural units is reached. To stick with the Akmola example, the quota of 35 urban residents can be reasonably reached by surveying 2 urban PSUs, and querying 18 people in one and 17 in another. For the quota of 40 rural respondents, again 2 PSUs are selected randomly and 20 respondents will be selected in each. Thus interviewers will visit 4 different randomly selected PSUs in the province to find these 35 urban and 40 rural Kazakhstanis.

Sequential random sampling of households is done by supervisors and interviewers during the fieldwork through a special form with random numbers that is used to draw a sample of households. Ideally, when interviewers brief local authorities that they will be conducting a survey in the district, they obtain a list of households from the authorities. However, in many cases the lists of households were made by interviewers without participation of local authorities because the administration was either not willing to provide assistance or was located far away from the district.

Sequential random sampling is done by random numbers associated with serial numbers of households in the list. Once a household has been selected, it cannot be selected again. Any household where the interview fails, from not finding the household or respondent refusal, is replaced with the next one randomly selected, according to the order of the random numbers. Selection is repeated until a required number of interviews is reached in each PSU.

A kish grid is used to randomly sample respondents within households. To selecting a single adult in each selected household, 8 types of Kish grids each with different selection of respondents are combined together under strict proportions to ensure almost equal overall probability for any eligible household member to be chosen to participate in the survey. All household members eligible for the survey are sorted by gender, the primary sorting, and then by age, the secondary sorting. Each is assigned a serial number and a respondent is determined according to the type of Kish grid. Kish grids were assigned to each sample address randomly and in advance to avoid the tendency for interviewers' to interview a "convenient" rather than random household member.

As the table below indicates, the achieved sample differs somewhat from the characteristics of the population found in the prior census. Surveys in Central Asia typically have these issues: an underrepresentation of men and youth, who are difficult to find due to their higher geographic mobility. Weighting is used to somewhat reduce these disproportions statistically.

Response Rate

In fieldwork, 181 potential respondents refused to participate, and thus are non-respondents. The average response rate is thus 89% (1,500 of 1,681 cases). Non-response is registered if a completed interview is not achieved after three interviewer callbacks. High numbers of non-response were noted in Akmola, where the response rate was 65.8%; elsewhere response rates were always above 80%. Non-response was more common in urban than rural areas, with the response rate for urban respondents 86.1% compared to 93.7% for rural residents. Rural residents are more willing to cooperate, less mobile, and are typically listed in more accurate population registers than those in urban areas. Most non-responses are from respondents emphatically refusing to participate (47.5% of all non-responses), with an additional 18.8% of nonrespondents a result of family members refusing to call the selected family member in for an interview. Finally, 15.5% of non-responses are the result of the designed respondent not being home for any of the three call-backs.

Data Collection

Data Collection	start 2004-09-23 end 2004-10-16
Data Collection Mode	Face-to-face [f2f]

File(s) Description

Dataset contains 1 file(s)

database_kaz	
# Cases	1500
# Variables	395
<u>File Content</u> Unique data file for the Survey of Conflict Prevention and Cooperation 2004	

Variables List

Dataset contains 395 variable(s)

File database_kaz							
#	Name	Label	Type	Format	Valid	Invalid	Question
1	q_number	Number of the questionnaire	Continuous	numeric-4.0	1500	0	-
2	kish_no	Number of Kish card	Discrete	numeric-1.0	1500	0	-
3	kish_mem	Quantity of members of HH in accordance to the Kish card	Discrete	numeric-2.0	1500	0	-
4	psu_no	PSU	Continuous	numeric-4.0	1500	0	-
5	region	Province	Discrete	numeric-3.0	1500	0	-
6	district	District	Discrete	numeric-3.0	1500	0	-
7	city	City	Discrete	numeric-3.0	850	650	-
8	point_t	POINT_TYPE	Discrete	numeric-1.0	1500	0	-
9	country	Country of the survey	Discrete	numeric-1.0	1500	0	-
10	gender	Gender of respondent	Discrete	numeric-1.0	1500	0	-
11	i_date	Intreview date	Discrete	character-11	1500	-	-
12	time_st	Time of interview start	Discrete	character-8	1500	0	-
13	time_end	Time of interview end	Discrete	character-8	1500	0	-
14	long_	Interview duration	Discrete	character-8	1500	0	-
15	interv_n	Code of interviewer	Continuous	numeric-3.0	1500	0	-
16	int_gen	Gender of interviewer	Discrete	numeric-1.0	1500	0	-
17	q1	(Q1). What language do you prefer to use during our conversa	Discrete	numeric-1.0	1500	0	What language do you prefer to use during our conversation?
18	q2	(Q2). Age of respondent	Continuous	numeric-3.0	1500	0	-
19	q3p	(Q3 Primary). Nationality of respondent	Discrete	numeric-2.0	1500	0	-
20	q3	(Q3 Secondary). Nationality of respondent	Discrete	numeric-2.0	1500	0	-
21	q4	(Q4). Marital status of respondent	Discrete	numeric-1.0	1500	0	-
22	q5	(Q5). Highest level of education of respondent	Discrete	numeric-1.0	1500	0	-
23	q6	(Q6). Is there anybody in your household who has the educati	Discrete	numeric-1.0	1500	0	Is there anybody in your household who has the educational level higher than yours. If yes, then what is that level?
24	q7p	(Q7 Primary). What language do you think?	Discrete	numeric-2.0	1500	0	What language do you think?
25	q7	(Q7 Secondary). What language do you think?	Discrete	numeric-2.0	1500	0	What language do you think?
26	q8p_1	(Q8 Primary, 1st). What other languages do you speak fluentl	Discrete	numeric-3.0	1500	0	What other languages do you speak fluently?
27	q8p_2	(Q8 Primary, 2nd). What other languages do you speak fluentl	Discrete	numeric-3.0	150	1350	What other languages do you speak fluently?
28	q8p_3	(Q8 Primary, 3rd). What	Discrete	numeric-3.0	20	1480	What other languages do you speak

Survey of Conflict Prevention and Cooperation 2004 - Variables List

File database_kaz (cont.)							
#	Name	Label	Type	Format	Valid	Invalid	Question
		other languages do you speak fluentl					fluently?
29	q8p_4	(Q8 Primary, 4th). What other languages do you speak fluentl	Discrete	numeric-3.0	4	1496	What other languages do you speak fluently?
30	q8p_5	(Q8 Primary, 5th). What other languages do you speak fluentl	Discrete	numeric-3.0	1	1499	What other languages do you speak fluently?
31	q8_1	(Q8 Secondary, 1st). What other languages do you speak fluen	Discrete	numeric-3.0	1500	0	What other languages do you speak fluently?
32	q8_2	(Q8 Secondary, 2nd). What other languages do you speak fluen	Discrete	numeric-3.0	150	1350	What other languages do you speak fluently?
33	q8_3	(Q8 Secondary, 3rd). What other languages do you speak fluen	Discrete	numeric-3.0	18	1482	What other languages do you speak fluently?
34	q8_4	(Q8 Secondary, 4th). What other languages do you speak fluen	Discrete	numeric-3.0	4	1496	What other languages do you speak fluently?
35	q9	(Q9). Generally speaking, how satisfied are you with your li	Discrete	numeric-1.0	1500	0	Generally speaking, how satisfied are you with your life?
36	q10	(Q10). How do you estimate current economic situation of you	Discrete	numeric-1.0	1500	0	How do you estimate current economic situation of your household?
37	q11	(Q11). How would you rate the economic situation in your hou	Discrete	numeric-1.0	1500	0	How would you rate the economic situation in your household a few years ago in comparison with current situation?
38	q12	(Q12). Imagine a 10-step ladder where the poorest people are	Discrete	numeric-2.0	1500	0	Imagine a 10-step ladder where the poorest people are standing on the first, or lowest, step, and the richest people are standing on the tenth, or highest, step. On what step would you place yourself today?
39	q13	(Q13). How long do you think it will take for you to reach a	Discrete	numeric-1.0	1500	0	How long do you think it will take for you to reach a satisfactory standard of living?
40	q14_a	(Q14_A). Did you write a letter of complaint to the national	Discrete	numeric-1.0	1500	0	Did you write a letter of complaint to the national or local authorities in the past three years?
41	q14_b	(Q14_B). Did you sign any collective petition to the nationa	Discrete	numeric-1.0	1500	0	Did you sign any collective petition to the national or local authorities in the past three years?
42	q14_c	(Q14_C). Did you organize people in your district/village to	Discrete	numeric-1.0	1500	0	Did you organize people in your district/village to resolve any issue in the past three years?
43	q14_d	(Q14_D). Did you contact the press/media with any problem in	Discrete	numeric-1.0	1500	0	Did you contact the press/media with any problem in the past three years?
44	q14_e	(Q14_E). Did you take part in an authorized protest (meeting	Discrete	numeric-1.0	1500	0	Did you take part in an authorized protest (meetings, strikes, pickets) in the past three years?
45	q14_f	(Q14_F). Did you take part in an unauthorized protest (meeti	Discrete	numeric-1.0	1500	0	Did you take part in an unauthorized protest (meetings, strikes, pickets) in the past three years?
46	q15	(Q15). In the past 12	Discrete	numeric-1.0	1500	0	In the past 12 months, have you heard

Survey of Conflict Prevention and Cooperation 2004 - Variables List

File database_kaz (cont.)							
#	Name	Label	Type	Format	Valid	Invalid	Question
		months, have you heard of any instance					of any instances were people in your village or city have joined together to bring their grievances to local government (akimat, mahalla committee, or village council)?
47	q16	(Q16). Are there grievances that you together with the repre	Discrete	numeric-3.0	1500	0	Are there grievances that you together with the representatives of your district/village would like to discuss with authorities?
48	q16cp_1	(Q16C Primary, 1st). Comments of respondents to question 16.	Discrete	numeric-3.0	1338	162	-
49	q16cp_2	(Q16C Primary, 2nd). Comments of respondents to question 16.	Discrete	numeric-3.0	62	1438	-
50	q16cp_3	(Q16C Primary, 3rd). Comments of respondents to question 16.	Discrete	numeric-3.0	8	1492	-
51	q16c_1	(Q16C Secondary, 1st). Comments of respondents to question 1	Discrete	numeric-3.0	1338	162	-
52	q16c_2	(Q16C Secondary, 2nd). Comments of respondents to question 1	Discrete	numeric-3.0	43	1457	-
53	q16c_3	(Q16C Secondary, 3rd). Comments of respondents to question 1	Discrete	numeric-3.0	3	1497	-
54	q17	(Q17). Has the frequency of interaction with your relatives	Discrete	numeric-1.0	1500	0	Has the frequency of interaction with your relatives decreased or increased over the last few years?
55	q18p_1	(Q18 Primary, 1st). Why do you think the frequency of intera	Discrete	numeric-3.0	275	1225	-
56	q18p_2	(Q18 Primary, 2nd). Why do you think the frequency of intera	Discrete	numeric-3.0	70	1430	-
57	q18p_3	(Q18 Primary, 3rd). Why do you think the frequency of intera	Discrete	numeric-3.0	2	1498	-
58	q18_1	(Q18 Secondary, 1st). Why do you think the frequency of inte	Discrete	numeric-3.0	275	1225	-
59	q18_2	(Q18 Secondary, 2nd). Why do you think the frequency of inte	Discrete	numeric-3.0	50	1450	-
60	q19	(Q19). Generally speaking, do you think that most people can	Discrete	numeric-1.0	1500	0	Generally speaking, do you think that most people can be trusted, or that you should be too careful in dealing with people?
61	q20	(Q20). In the past 12 months did you participate in any unpa	Discrete	numeric-1.0	1500	0	In the past 12 months did you participate in any unpaid communal activities (such as beautification of the neighborhood)?
62	q21p_1	(Q21 Primary, 1st). What exactly did you do in these communa	Discrete	numeric-3.0	216	1284	What exactly did you do in these communal activities?
63	q21p_2	(Q21 Primary, 2nd). What exactly did you do in these	Discrete	numeric-3.0	33	1467	What exactly did you do in these communal activities?

Survey of Conflict Prevention and Cooperation 2004 - Variables List

File database_kaz (cont.)							
#	Name	Label	Type	Format	Valid	Invalid	Question
		communa					
64	q21p_3	(Q21 Primary, 3rd). What exactly did you do in these communa	Discrete	numeric-3.0	4	1496	What exactly did you do in these communal activities?
65	q21_1	(Q21 Secondary, 1st). What exactly did you do in these commu	Discrete	numeric-3.0	216	1284	What exactly did you do in these communal activities?
66	q21_2	(Q21 Secondary, 2nd). What exactly did you do in these commu	Discrete	numeric-3.0	9	1491	What exactly did you do in these communal activities?
67	q22p_1	(Q22 Primary, 1st). In your opinion, what are the three most	Discrete	numeric-3.0	1500	0	In your opinion, what are the three most critical issues that people in your village/city faces today?
68	q22p_2	(Q22 Primary, 2nd). In your opinion, what are the three most	Discrete	numeric-3.0	1194	306	In your opinion, what are the three most critical issues that people in your village/city faces today?
69	q22p_3	(Q22 Primary, 3rd). In your opinion, what are the three most	Discrete	numeric-3.0	822	678	In your opinion, what are the three most critical issues that people in your village/city faces today?
70	q22_1	(Q22 Secondary, 1st). In your opinion, what are the three mo	Discrete	numeric-3.0	1500	0	In your opinion, what are the three most critical issues that people in your village/city faces today?
71	q22_2	(Q22 Secondary, 2nd). In your opinion, what are the three mo	Discrete	numeric-3.0	1154	346	In your opinion, what are the three most critical issues that people in your village/city faces today?
72	q22_3	(Q22 Secondary, 3rd). In your opinion, what are the three mo	Discrete	numeric-3.0	638	862	In your opinion, what are the three most critical issues that people in your village/city faces today?
73	q23	(Q23). Compared to few years ago, do you feel less safe or m	Discrete	numeric-1.0	1500	0	Compared to few years ago, do you feel less safe or more safe when you go walking about alone when it is dark?
74	q24	(Q24). Do the local authorities (akimat, village council) ta	Discrete	numeric-1.0	1500	0	Do the local authorities (akimat, village council) take interest in and responds to the needs of people in your city/village?
75	q25	(Q25). Does the national government take interest in and res	Discrete	numeric-1.0	1500	0	Does the national government take interest in and responds to the needs of people in your city/village?
76	q26	(Q26). Are unofficial leaders, people who do not work for ak	Discrete	numeric-1.0	1500	0	Are unofficial leaders, people who do not work for akimat or village council, more active in your city or village than akimat or village council?
77	q27	(Q27). Do you or anyone in your immediate family receive any	Discrete	numeric-1.0	1500	0	Do you or anyone in your immediate family receive any kind of subsidy from the state during the last 12 months excepting pension?
78	q28ap_1	(Q28A Primary, 1st). Who usually resolves disputes and confl	Discrete	numeric-3.0	1500	0	Who usually resolves disputes and conflicts within the family?
79	q28ap_2	(Q28A Primary, 2nd). Who usually resolves disputes and confl	Discrete	numeric-3.0	44	1456	Who usually resolves disputes and conflicts within the family?
80	q28ap_3	(Q28A Primary, 3rd). Who usually resolves disputes and confl	Discrete	numeric-3.0	12	1488	Who usually resolves disputes and conflicts within the family?
81	q28ap_4	(Q28A Primary, 4th). Who usually resolves disputes and confl	Discrete	numeric-3.0	2	1498	Who usually resolves disputes and conflicts within the family?

Survey of Conflict Prevention and Cooperation 2004 - Variables List

File database_kaz (cont.)							
#	Name	Label	Type	Format	Valid	Invalid	Question
82	q28ap_5	(Q28A Primary, 5th). Who usually resolves disputes and confl	Discrete	numeric-3.0	1	1499	Who usually resolves disputes and conflicts within the family?
83	q28a_1	(Q28A Secondary, 1st). Who usually resolves disputes and con	Discrete	numeric-3.0	1500	0	Who usually resolves disputes and conflicts within the family?
84	q28a_2	(Q28A Secondary, 2nd). Who usually resolves disputes and con	Discrete	numeric-3.0	44	1456	Who usually resolves disputes and conflicts within the family?
85	q28a_3	(Q28A Secondary, 3rd). Who usually resolves disputes and con	Discrete	numeric-3.0	11	1489	Who usually resolves disputes and conflicts within the family?
86	q28a_4	(Q28A Secondary, 4th). Who usually resolves disputes and con	Discrete	numeric-3.0	2	1498	Who usually resolves disputes and conflicts within the family?
87	q28bp_1	(Q28B Primary, 1st). Who usually resolves disputes and confl	Discrete	numeric-3.0	1500	0	Who usually resolves disputes and conflicts between families and neighbors?
88	q28bp_2	(Q28B Primary, 2nd). Who usually resolves disputes and confl	Discrete	numeric-3.0	165	1335	Who usually resolves disputes and conflicts between families and neighbors?
89	q28bp_3	(Q28B Primary, 3rd). Who usually resolves disputes and confl	Discrete	numeric-3.0	22	1478	Who usually resolves disputes and conflicts between families and neighbors?
90	q28bp_4	(Q28B Primary, 4th). Who usually resolves disputes and confl	Discrete	numeric-3.0	1	1499	Who usually resolves disputes and conflicts between families and neighbors?
91	q28bp_5	(Q28B Primary, 5th). Who usually resolves disputes and confl	Discrete	numeric-3.0	1	1499	Who usually resolves disputes and conflicts between families and neighbors?
92	q28b_1	(Q28B Secondary, 1st). Who usually resolves disputes and con	Discrete	numeric-3.0	1500	0	Who usually resolves disputes and conflicts between families and neighbors?
93	q28b_2	(Q28B Secondary, 2nd). Who usually resolves disputes and con	Discrete	numeric-3.0	164	1336	Who usually resolves disputes and conflicts between families and neighbors?
94	q28b_3	(Q28B Secondary, 3rd). Who usually resolves disputes and con	Discrete	numeric-3.0	22	1478	Who usually resolves disputes and conflicts between families and neighbors?
95	q28b_4	(Q28B Secondary, 4th). Who usually resolves disputes and con	Discrete	numeric-3.0	1	1499	Who usually resolves disputes and conflicts between families and neighbors?
96	q28cp_1	(Q28C Primary, 1st). Who usually resolves disputes and confl	Discrete	numeric-3.0	1500	0	Who usually resolves disputes and conflicts between people living in the border rayons of neighboring countries?
97	q28cp_2	(Q28C Primary, 2nd). Who usually resolves disputes and confl	Discrete	numeric-3.0	108	1392	Who usually resolves disputes and conflicts between people living in the border rayons of neighboring countries?
98	q28cp_3	(Q28C Primary, 3rd). Who usually resolves disputes and confl	Discrete	numeric-3.0	32	1468	Who usually resolves disputes and conflicts between people living in the border rayons of neighboring countries?
99	q28cp_4	(Q28C Primary, 4th). Who usually resolves disputes and confl	Discrete	numeric-3.0	16	1484	Who usually resolves disputes and conflicts between people living in the border rayons of neighboring countries?
100	q28cp_5	(Q28C Primary, 5th). Who usually resolves disputes and confl	Discrete	numeric-3.0	6	1494	Who usually resolves disputes and conflicts between people living in the border rayons of neighboring countries?

Survey of Conflict Prevention and Cooperation 2004 - Variables List

File database_kaz (cont.)							
#	Name	Label	Type	Format	Valid	Invalid	Question
101	q28c_1	(Q28C Secondary, 1st). Who usually resolves disputes and con	Discrete	numeric-3.0	1500	0	Who usually resolves disputes and conflicts between people living in the border rayons of neighboring countries?
102	q28c_2	(Q28C Secondary, 2nd). Who usually resolves disputes and con	Discrete	numeric-3.0	105	1395	Who usually resolves disputes and conflicts between people living in the border rayons of neighboring countries?
103	q28c_3	(Q28C Secondary, 3rd). Who usually resolves disputes and con	Discrete	numeric-3.0	29	1471	Who usually resolves disputes and conflicts between people living in the border rayons of neighboring countries?
104	q28c_4	(Q28C Secondary, 4th). Who usually resolves disputes and con	Discrete	numeric-3.0	12	1488	Who usually resolves disputes and conflicts between people living in the border rayons of neighboring countries?
105	q28c_5	(Q28C Secondary, 5th). Who usually resolves disputes and con	Discrete	numeric-3.0	1	1499	Who usually resolves disputes and conflicts between people living in the border rayons of neighboring countries?
106	q29	(Q29). Are there organizations, movements, or groups in our	Discrete	numeric-1.0	1500	0	Are there organizations, movements, or groups in our society causing problems?
107	q30p_1	(Q30 Primary, 1st). What organizations or groups do you have	Discrete	numeric-3.0	149	1351	What organizations or groups do you have in mind, when you talk about organizations or groups causing problems in our society?
108	q30p_2	(Q30 Primary, 2nd). What organizations or groups do you have	Discrete	numeric-3.0	35	1465	What organizations or groups do you have in mind, when you talk about organizations or groups causing problems in our society?
109	q30p_3	(Q30 Primary, 3rd). What organizations or groups do you have	Discrete	numeric-3.0	9	1491	What organizations or groups do you have in mind, when you talk about organizations or groups causing problems in our society?
110	q30p_4	(Q30 Primary, 4th). What organizations or groups do you have	Discrete	numeric-3.0	2	1498	What organizations or groups do you have in mind, when you talk about organizations or groups causing problems in our society?
111	q30_1	(Q30 Secondary, 1st). What organizations or groups do you ha	Discrete	numeric-3.0	149	1351	What organizations or groups do you have in mind, when you talk about organizations or groups causing problems in our society?
112	q30_2	(Q30 Secondary, 2nd). What organizations or groups do you ha	Discrete	numeric-3.0	19	1481	What organizations or groups do you have in mind, when you talk about organizations or groups causing problems in our society?
113	q31	(Q31). How likely is conflict within our country over the ne	Discrete	numeric-1.0	1500	0	How likely is conflict within our country over the next few years?
114	q32p_1	(Q32 Primary, 1st). What can be possible reasons for such co	Discrete	numeric-3.0	265	1235	What can be possible reasons for such conflict in our country over the next few years?
115	q32p_2	(Q32 Primary, 2nd). What can be possible reasons for such co	Discrete	numeric-3.0	112	1388	What can be possible reasons for such conflict in our country over the next few years?
116	q32p_3	(Q32 Primary, 3rd). What can be possible reasons for such co	Discrete	numeric-3.0	36	1464	What can be possible reasons for such conflict in our country over the next few years?
117	q32_1	(Q32 Secondary, 1st). What can be possible reasons for such	Discrete	numeric-3.0	265	1235	What can be possible reasons for such conflict in our country over the next few years?
118	q32_2	(Q32 Secondary, 2nd).	Discrete	numeric-3.0	97	1403	What can be possible reasons for such

Survey of Conflict Prevention and Cooperation 2004 - Variables List

File database_kaz (cont.)							
#	Name	Label	Type	Format	Valid	Invalid	Question
		What can be possible reasons for such					conflict in our country over the next few years?
119	q32_3	(Q32 Secondary, 3rd). What can be possible reasons for such	Discrete	numeric-3.0	20	1480	What can be possible reasons for such conflict in our country over the next few years?
120	q33p_1	(Q33 Primary, 1st). What groups or individuals can take part	Discrete	numeric-3.0	265	1235	What groups or individuals can take part in this conflict in our country over the next few years?
121	q33p_2	(Q33 Primary, 2nd). What groups or individuals can take part	Discrete	numeric-3.0	100	1400	What groups or individuals can take part in this conflict in our country over the next few years?
122	q33p_3	(Q33 Primary, 3rd). What groups or individuals can take part	Discrete	numeric-3.0	30	1470	What groups or individuals can take part in this conflict in our country over the next few years?
123	q33_1	(Q33 Secondary, 1st). What groups or individuals can take pa	Discrete	numeric-3.0	265	1235	What groups or individuals can take part in this conflict in our country over the next few years?
124	q33_2	(Q33 Secondary, 2nd). What groups or individuals can take pa	Discrete	numeric-3.0	55	1445	What groups or individuals can take part in this conflict in our country over the next few years?
125	q33_3	(Q33 Secondary, 3rd). What groups or individuals can take pa	Discrete	numeric-3.0	3	1497	What groups or individuals can take part in this conflict in our country over the next few years?
126	q34p_1	(Q34 Primary, 1st). In which form can the conflict be in our	Discrete	numeric-3.0	265	1235	In which form can the conflict be in our country over the next few years?
127	q34p_2	(Q34 Primary, 2nd). In which form can the conflict be in our	Discrete	numeric-3.0	73	1427	In which form can the conflict be in our country over the next few years?
128	q34p_3	(Q34 Primary, 3rd). In which form can the conflict be in our	Discrete	numeric-3.0	13	1487	In which form can the conflict be in our country over the next few years?
129	q34p_4	(Q34 Primary, 4th). In which form can the conflict be in our	Discrete	numeric-3.0	1	1499	In which form can the conflict be in our country over the next few years?
130	q34_1	(Q34 Secondary, 1st). In which form can the conflict be in o	Discrete	numeric-3.0	265	1235	In which form can the conflict be in our country over the next few years?
131	q34_2	(Q34 Secondary, 2nd). In which form can the conflict be in o	Discrete	numeric-3.0	73	1427	In which form can the conflict be in our country over the next few years?
132	q34_3	(Q34 Secondary, 3rd). In which form can the conflict be in o	Discrete	numeric-3.0	13	1487	In which form can the conflict be in our country over the next few years?
133	q34_4	(Q34 Secondary, 4th). In which form can the conflict be in o	Discrete	numeric-3.0	1	1499	In which form can the conflict be in our country over the next few years?
134	q35	(Q35). How likely is conflict on the local level, in your vi	Discrete	numeric-1.0	1500	0	How likely is conflict on the local level, in your village/city, over the next few years?
135	q36p_1	(Q36 Primary, 1st). What can be possible reasons for such co	Discrete	numeric-3.0	165	1335	What can be possible reasons for such conflict in your city/village over the next few years?
136	q36p_2	(Q36 Primary, 2nd). What can be possible reasons for such co	Discrete	numeric-3.0	58	1442	What can be possible reasons for such conflict in your city/village over the next few years?
137	q36p_3	(Q36 Primary, 3rd). What	Discrete	numeric-3.0	20	1480	What can be possible reasons for such

Survey of Conflict Prevention and Cooperation 2004 - Variables List

File database_kaz (cont.)							
#	Name	Label	Type	Format	Valid	Invalid	Question
		can be possible reasons for such co					conflict in your city/village over the next few years?
138	q36_1	(Q36 Secondary, 1st). What can be possible reasons for such	Discrete	numeric-3.0	165	1335	What can be possible reasons for such conflict in your city/village over the next few years?
139	q36_2	(Q36 Secondary, 2nd). What can be possible reasons for such	Discrete	numeric-3.0	52	1448	What can be possible reasons for such conflict in your city/village over the next few years?
140	q36_3	(Q36 Secondary, 3rd). What can be possible reasons for such	Discrete	numeric-3.0	10	1490	What can be possible reasons for such conflict in your city/village over the next few years?
141	q37p_1	(Q37 Primary, 1st). In which form can the conflict be in you	Discrete	numeric-3.0	165	1335	In which form can the conflict be in your city/village over the next few years?
142	q37p_2	(Q37 Primary, 2nd). In which form can the conflict be in you	Discrete	numeric-3.0	44	1456	In which form can the conflict be in your city/village over the next few years?
143	q37p_3	(Q37 Primary, 3rd). In which form can the conflict be in you	Discrete	numeric-3.0	3	1497	In which form can the conflict be in your city/village over the next few years?
144	q37_1	(Q37 Secondary, 1st). In which form can the conflict be in y	Discrete	numeric-3.0	165	1335	In which form can the conflict be in your city/village over the next few years?
145	q37_2	(Q37 Secondary, 2nd). In which form can the conflict be in y	Discrete	numeric-3.0	44	1456	In which form can the conflict be in your city/village over the next few years?
146	q37_3	(Q37 Secondary, 3rd). In which form can the conflict be in y	Discrete	numeric-3.0	3	1497	In which form can the conflict be in your city/village over the next few years?
147	q38	(Q38). How likely is conflict between Kazakhstan and other c	Discrete	numeric-1.0	1500	0	How likely is conflict between (country) and other countries in Central Asia?
148	q39a1	(Q39A1). Can a conflict be between Kazakhstan and Kyrgyzstan	Discrete	numeric-1.0	276	1224	Can a conflict be between (country) and Kazakhstan?
149	q39a2p_1	(Q39A2 Primary). Can a conflict be between Kazakhstan and K	Discrete	numeric-3.0	39	1461	Because of which reasons the conflict can be between (country) and Kazakhstan?
150	q39a2_1	(Q39A2 Secondary). Because of which reasons the conflict can	Discrete	numeric-3.0	39	1461	In which form can the conflict be between (country) and Kazakhstan?
151	q40ap_1	(Q40A Primary, 1st). In which form can the conflict be betwe	Discrete	numeric-3.0	39	1461	In which form can the conflict be between (country) and Kazakhstan?
152	q40ap_2	(Q40A Primary, 2nd). In which form can the conflict be betwe	Discrete	numeric-3.0	13	1487	In which form can the conflict be between (country) and Kazakhstan?
153	q40ap_3	(Q40A Primary, 3rd). In which form can the conflict be betwe	Discrete	numeric-3.0	2	1498	In which form can the conflict be between (country) and Kazakhstan?
154	q40ap_4	(Q40A Primary, 4th). In which form can the conflict be betwe	Discrete	numeric-3.0	2	1498	In which form can the conflict be between (country) and Kazakhstan?
155	q40a_1	(Q40A Secondary, 1st). In which form can the conflict be bet	Discrete	numeric-3.0	39	1461	In which form can the conflict be between (country) and Kazakhstan?
156	q40a_2	(Q40A Secondary, 2nd). In	Discrete	numeric-3.0	13	1487	In which form can the conflict be

Survey of Conflict Prevention and Cooperation 2004 - Variables List

File database_kaz (cont.)							
#	Name	Label	Type	Format	Valid	Invalid	Question
		which form can the conflict be bet					between (country) and Kazakhstan?
157	q40a_3	(Q40A Secondary, 3rd). In which form can the conflict be bet	Discrete	numeric-3.0	2	1498	In which form can the conflict be between (country) and Kazakhstan?
158	q39b1	(Q39B1). Can a conflict be between Kazakhstan and Tajikistan	Discrete	numeric-1.0	276	1224	Can a conflict be between (country) and Kyrgyzstan?
159	q39b2p_1	(Q39B2 Primary, 1st). Because of which reasons the conflict	Discrete	numeric-3.0	38	1462	Because of which reasons the conflict can be between (country) and Kyrgyzstan?
160	q39b2p_2	(Q39B2 Primary, 2nd). Because of which reasons the conflict	Discrete	numeric-3.0	2	1498	Because of which reasons the conflict can be between (country) and Kyrgyzstan?
161	q39b2p_3	(Q39B2 Primary, 3rd). Because of which reasons the conflict	Discrete	numeric-3.0	1	1499	Because of which reasons the conflict can be between (country) and Kyrgyzstan?
162	q39b2_1	(Q39B2 Secondary, 1st). Because of which reasons the conflict	Discrete	numeric-3.0	38	1462	Because of which reasons the conflict can be between (country) and Kyrgyzstan?
163	q39b2_2	(Q39B2 Secondary, 2nd). Because of which reasons the conflict	Discrete	numeric-3.0	2	1498	Because of which reasons the conflict can be between (country) and Kyrgyzstan?
164	q40bp_1	(Q40B Primary, 1st). In which form can the conflict be betwe	Discrete	numeric-3.0	38	1462	In which form can the conflict be between (country) and Kyrgyzstan?
165	q40bp_2	(Q40B Primary, 2nd). In which form can the conflict be betwe	Discrete	numeric-3.0	7	1493	In which form can the conflict be between (country) and Kyrgyzstan?
166	q40bp_3	(Q40B Primary, 3rd). In which form can the conflict be betwe	Discrete	numeric-3.0	3	1497	In which form can the conflict be between (country) and Kyrgyzstan?
167	q40b_1	(Q40B Secondary, 1st). In which form can the conflict be bet	Discrete	numeric-3.0	38	1462	In which form can the conflict be between (country) and Kyrgyzstan?
168	q40b_2	(Q40B Secondary, 2nd). In which form can the conflict be bet	Discrete	numeric-3.0	7	1493	In which form can the conflict be between (country) and Kyrgyzstan?
169	q40b_3	(Q40B Secondary, 3rd). In which form can the conflict be bet	Discrete	numeric-3.0	3	1497	In which form can the conflict be between (country) and Kyrgyzstan?
170	q39c1	(Q39C1). Can a conflict be between Kazakhstan and Turkmenist	Discrete	numeric-1.0	276	1224	Can a conflict be between (country) and Turkmenistan?
171	q39c2p_1	(Q39C2 Primary, 1st). Because of which reasons the conflict	Discrete	numeric-3.0	21	1479	Because of which reasons the conflict can be between (country) and Tadjikistan?
172	q39c2p_2	(Q39C2 Primary, 2nd). Because of which reasons the conflict	Discrete	numeric-3.0	1	1499	Because of which reasons the conflict can be between (country) and Tadjikistan?
173	q39c2_1	(Q39C2 Secondary, 1st). Because of which reasons the conflict	Discrete	numeric-3.0	21	1479	Because of which reasons the conflict can be between (country) and Tadjikistan?
174	q39c2_2	(Q39C2 Secondary, 2nd). Because of which reasons the conflict	Discrete	numeric-3.0	1	1499	Because of which reasons the conflict can be between (country) and Tadjikistan?
175	q40cp_1	(Q40C Primary, 1st). In	Discrete	numeric-3.0	21	1479	In which form can the conflict be

Survey of Conflict Prevention and Cooperation 2004 - Variables List

File database_kaz (cont.)							
#	Name	Label	Type	Format	Valid	Invalid	Question
		which form can the conflict be betwe					between (country) and Tadjikistan?
176	q40cp_2	(Q40C Primary, 2nd). In which form can the conflict be betwe	Discrete	numeric-3.0	6	1494	In which form can the conflict be between (country) and Tadjikistan?
177	q40cp_3	(Q40C Primary, 3rd). In which form can the conflict be betwe	Discrete	numeric-3.0	2	1498	In which form can the conflict be between (country) and Tadjikistan?
178	q40c_1	(Q40C Secondary, 1st). In which form can the conflict be bet	Discrete	numeric-3.0	21	1479	In which form can the conflict be between (country) and Tadjikistan?
179	q40c_2	(Q40C Secondary, 2nd). In which form can the conflict be bet	Discrete	numeric-3.0	6	1494	In which form can the conflict be between (country) and Tadjikistan?
180	q40c_3	(Q40C Secondary, 3rd). In which form can the conflict be bet	Discrete	numeric-3.0	2	1498	In which form can the conflict be between (country) and Tadjikistan?
181	q39d1	(Q39D1). Can a conflict be between Kazakhstan and Uzbekistan	Discrete	numeric-1.0	276	1224	Can a conflict be between (country) and Turkmenistan?
182	q39d2p_1	(Q39D2 Primary, 1st). Because of which reasons the conflict	Discrete	numeric-3.0	222	1278	Because of which reasons the conflict can be between (country) and Turkmenistan?
183	q39d2p_2	(Q39D2 Primary, 2nd). Because of which reasons the conflict	Discrete	numeric-3.0	22	1478	Because of which reasons the conflict can be between (country) and Turkmenistan?
184	q39d2p_3	(Q39D2 Primary, 3rd). Because of which reasons the conflict	Discrete	numeric-3.0	1	1499	Because of which reasons the conflict can be between (country) and Turkmenistan?
185	q39d2_1	(Q39D2 Secondary, 1st). Because of which reasons the conflic	Discrete	numeric-3.0	222	1278	Because of which reasons the conflict can be between (country) and Turkmenistan?
186	q39d2_2	(Q39D2 Secondary, 2nd). Because of which reasons the conflic	Discrete	numeric-3.0	20	1480	Because of which reasons the conflict can be between (country) and Turkmenistan?
187	q39d2_3	(Q39D2 Secondary, 3rd). Because of which reasons the conflic	Discrete	numeric-3.0	1	1499	Because of which reasons the conflict can be between (country) and Turkmenistan?
188	q40dp_1	(Q40D Primary, 1st). In which form can the conflict be betwe	Discrete	numeric-3.0	222	1278	In which form can the conflict be between (country) and Turkmenistan?
189	q40dp_2	(Q40D Primary, 2nd). In which form can the conflict be betwe	Discrete	numeric-3.0	100	1400	In which form can the conflict be between (country) and Turkmenistan?
190	q40dp_3	(Q40D Primary, 3rd). In which form can the conflict be betwe	Discrete	numeric-3.0	43	1457	In which form can the conflict be between (country) and Turkmenistan?
191	q40dp_4	(Q40D Primary, 4th). In which form can the conflict be betwe	Discrete	numeric-3.0	12	1488	In which form can the conflict be between (country) and Turkmenistan?
192	q40d_1	(Q40D Secondary, 1st). In which form can the conflict be bet	Discrete	numeric-3.0	222	1278	In which form can the conflict be between (country) and Turkmenistan?
193	q40d_2	(Q40D Secondary, 2nd). In which form can the conflict be bet	Discrete	numeric-3.0	100	1400	In which form can the conflict be between (country) and Turkmenistan?
194	q40d_3	(Q40D Secondary, 3rd). In	Discrete	numeric-3.0	41	1459	In which form can the conflict be

Survey of Conflict Prevention and Cooperation 2004 - Variables List

File database_kaz (cont.)							
#	Name	Label	Type	Format	Valid	Invalid	Question
		which form can the conflict be bet					between (country) and Turkmenistan?
195	q40d_4	(Q40D Secondary, 4th). In which form can the conflict be bet	Discrete	numeric-3.0	12	1488	In which form can the conflict be between (country) and Turkmenistan?
196	q41	(Q41). Which is more important to you, your ethnicity or you	Discrete	numeric-1.0	1500	0	Which is more important to you, your ethnicity or your citizenship?
197	q42	(Q42). How would you estimate current relations among people	Discrete	numeric-1.0	1500	0	How would you estimate current relations among people of different ethnic groups in (country)?
198	q431p_1	(Q431 Primary, 1st). Why do you estimate current relations a	Discrete	numeric-3.0	1266	234	Why do you estimate current relations among people of different ethnic groups in (country) as good relations?
199	q431p_2	(Q431 Primary, 2nd). Why do you estimate current relations a	Discrete	numeric-3.0	250	1250	Why do you estimate current relations among people of different ethnic groups in (country) as good relations?
200	q431p_3	(Q431 Primary, 3rd). Why do you estimate current relations a	Discrete	numeric-3.0	29	1471	Why do you estimate current relations among people of different ethnic groups in (country) as good relations?
201	q431_1	(Q431 Secondary, 1st). Why do you estimate current relations	Discrete	numeric-3.0	1266	234	Why do you estimate current relations among people of different ethnic groups in (country) as good relations?
202	q431_2	(Q431 Secondary, 2nd). Why do you estimate current relations	Discrete	numeric-3.0	148	1352	Why do you estimate current relations among people of different ethnic groups in (country) as good relations?
203	q431_3	(Q431 Secondary, 3rd). Why do you estimate current relations	Discrete	numeric-3.0	1	1499	Why do you estimate current relations among people of different ethnic groups in (country) as good relations?
204	q432p_1	(Q432 Primary, 1st). Why do you estimate current relations a	Discrete	numeric-3.0	56	1444	Why do you estimate current relations among people of different ethnic groups in (country) as bad relations?
205	q432p_2	(Q432 Primary, 2nd). Why do you estimate current relations a	Discrete	numeric-3.0	5	1495	Why do you estimate current relations among people of different ethnic groups in (country) as bad relations?
206	q432p_3	(Q432 Primary, 3rd). Why do you estimate current relations a	Discrete	numeric-3.0	1	1499	Why do you estimate current relations among people of different ethnic groups in (country) as bad relations?
207	q432_1	(Q432 Secondary, 1st). Why do you estimate current relations	Discrete	numeric-3.0	56	1444	Why do you estimate current relations among people of different ethnic groups in (country) as bad relations?
208	q432_2	(Q432 Secondary, 2nd). Why do you estimate current relations	Discrete	numeric-3.0	4	1496	Why do you estimate current relations among people of different ethnic groups in (country) as bad relations?
209	q44_a	(Q44_A). How much do you feel in common with Kazakhs?	Discrete	numeric-1.0	1500	0	How much do you feel in common with Kazakhs?
210	q44_b	(Q44_B). How much do you feel in common with Russians?	Discrete	numeric-1.0	1500	0	How much do you feel in common with Russians?
211	q44_c	(Q44_C). How much do you feel in common with Uzbeks?	Discrete	numeric-1.0	1500	0	How much do you feel in common with Uzbeks?
212	q45_a	(Q45_A). How will change the current relations between peopl	Discrete	numeric-1.0	1500	0	How will change the current relations between people of different nationalities in (country) over the next year?
213	q45_b	(Q45_B). How will change	Discrete	numeric-1.0	1500	0	How will change the current relations

Survey of Conflict Prevention and Cooperation 2004 - Variables List

File database_kaz (cont.)							
#	Name	Label	Type	Format	Valid	Invalid	Question
		the current relations between peopl					between people of different nationalities in (country) over the next five years?
214	q45_c	(Q45_C). How will change the current relations between peopl	Discrete	numeric-1.0	1500	0	How will change the current relations between people of different nationalities in (country) over the next decade?
215	q46_a	(Q46_A). How do you rate policy of our government towards Ru	Discrete	numeric-1.0	1500	0	How do you rate policy of our government towards Russians living in (country)?
216	q46_b	(Q46_B). How do you rate policy of our government towards Uz	Discrete	numeric-1.0	1500	0	How do you rate policy of our government towards Uzbeks living in Kazakhstan?
217	q47	(Q47). In the last several years, have you experienced insta	Discrete	numeric-1.0	1500	0	In the last several years, have you experienced instances of discrimination because of your ethnicity in Kazakhstan?
218	q48p_1	(Q48 Primary, 1st). In what form was expressed discriminatio	Discrete	numeric-3.0	58	1442	In what form was expressed discrimination of your rights in Kazakhstan because of your nationality?
219	q48p_2	(Q48 Primary, 2nd). In what form was expressed discriminatio	Discrete	numeric-3.0	3	1497	In what form was expressed discrimination of your rights in Kazakhstan because of your nationality?
220	q48_1	(Q48 Secondary, 1st). In what form was expressed discriminat	Discrete	numeric-3.0	58	1442	In what form was expressed discrimination of your rights in Kazakhstan because of your nationality?
221	q48_2	(Q48 Secondary, 2nd). In what form was expressed discriminat	Discrete	numeric-3.0	1	1499	In what form was expressed discrimination of your rights in Kazakhstan because of your nationality?
222	q49	(Q49). Have new people moved to your village or district for	Discrete	numeric-1.0	1500	0	Have new people moved to your village or district for work or for living in the last few years?
223	q50p_1	(Q50 Primary, 1st). Where are people have coming for work or	Discrete	numeric-3.0	617	883	Where are people have coming for work or for living come from?
224	q50p_2	(Q50 Primary, 2nd). Where are people have coming for work or	Discrete	numeric-3.0	112	1388	Where are people have coming for work or for living come from?
225	q50p_3	(Q50 Primary, 3rd). Where are people have coming for work or	Discrete	numeric-3.0	33	1467	Where are people have coming for work or for living come from?
226	q50p_4	(Q50 Primary, 4th). Where are people have coming for work or	Discrete	numeric-3.0	5	1495	Where are people have coming for work or for living come from?
227	q50_1	(Q50 Secondary, 1st). Where are people have coming for work	Discrete	numeric-3.0	617	883	Where are people have coming for work or for living come from?
228	q50_2	(Q50 Secondary, 2nd). Where are people have coming for work	Discrete	numeric-3.0	111	1389	Where are people have coming for work or for living come from?
229	q50_3	(Q50 Secondary, 3rd). Where are people have coming for work	Discrete	numeric-3.0	32	1468	Where are people have coming for work or for living come from?
230	q50_4	(Q50 Secondary, 4th). Where are people have coming for work	Discrete	numeric-3.0	4	1496	Where are people have coming for work or for living come from?

Survey of Conflict Prevention and Cooperation 2004 - Variables List

File database_kaz (cont.)							
#	Name	Label	Type	Format	Valid	Invalid	Question
231	q51p	(Q51 Primary). Where did you and your family move from?	Discrete	numeric-2.0	57	1443	Where did you and your family move from?
232	q51	(Q51 Secondary). Where did you and your family move from?	Discrete	numeric-2.0	57	1443	Where did you and your family move from?
233	q52	(Q52). Are there any tensions between newcomers and local pe	Discrete	numeric-1.0	674	826	Are there any tensions between newcomers and local people?
234	q521p_1	(Q521 Primary, 1st). What conflicts between newcomers and lo	Discrete	numeric-3.0	61	1439	What conflicts between newcomers and local people are there?
235	q521p_2	(Q521 Primary, 2nd). What conflicts between newcomers and lo	Discrete	numeric-3.0	8	1492	What conflicts between newcomers and local people are there?
236	q521_1	(Q521 Secondary, 1st). What conflicts between newcomers and	Discrete	numeric-3.0	61	1439	What conflicts between newcomers and local people are there?
237	q521_2	(Q521 Secondary, 2nd). What conflicts between newcomers and	Discrete	numeric-3.0	3	1497	What conflicts between newcomers and local people are there?
238	q53_a	(Q53_A). What impact has borders between Kazakhstan and othe	Discrete	numeric-1.0	1500	0	What impact has borders between Kazakhstan and other Central Asian countries had in trade, transport, transit across new borders?
239	q53_b	(Q53_B). What impact has borders between Kazakhstan and othe	Discrete	numeric-1.0	1500	0	What impact has borders between Kazakhstan and other Central Asian countries had in access to water?
240	q53_c	(Q53_C). What impact has borders between Kazakhstan and othe	Discrete	numeric-1.0	1500	0	What impact has borders between Kazakhstan and other Central Asian countries had in access to energy (electricity, fuel etc.)?
241	q53_d	(Q53_D). What impact has borders between Kazakhstan and othe	Discrete	numeric-1.0	1500	0	What impact has borders between Kazakhstan and other Central Asian countries had in ability to make financial transactions for business?
242	q53_e	(Q53_E). What impact has borders between Kazakhstan and othe	Discrete	numeric-1.0	1500	0	What impact has borders between Kazakhstan and other Central Asian countries had for access to family, friends, or business associates?
243	q53_f	(Q53_F). What impact has borders between Kazakhstan and othe	Discrete	numeric-1.0	1500	0	What impact has borders between Kazakhstan and other Central Asian countries had in conflict, insecurity and crime?
244	q53_g	(Q53_G). What impact has borders between Kazakhstan and othe	Discrete	numeric-1.0	1500	0	What impact has borders between Kazakhstan and other Central Asian countries had in use and traffic of drugs?
245	q53_h	(Q53_H). What impact has borders between Kazakhstan and othe	Discrete	numeric-1.0	1500	0	What impact has borders between Kazakhstan and other Central Asian countries had in ability to communicate in one common language?
246	q54_a	(Q54_A). How do you rate border relations between Kazakhstan	Discrete	numeric-1.0	1500	0	How do you rate border relations between Kazakhstan and Kyrgyzstan over the last few years?
247	q54_b	(Q54_B). How do you rate border relations between Kazakhstan	Discrete	numeric-1.0	1500	0	How do you rate border relations between Kazakhstan and Turkmenistan over the last few years?

Survey of Conflict Prevention and Cooperation 2004 - Variables List

File database_kaz (cont.)							
#	Name	Label	Type	Format	Valid	Invalid	Question
248	q54_c	(Q54_C). How do you rate border relations between Kazakhstan	Discrete	numeric-1.0	1500	0	How do you rate border relations between Kazakhstan and Uzbekistan over the last few years?
249	q551p_1	(Q551 Primary, 1st). If you have traveled to Kyrgyzstan sinc	Discrete	numeric-3.0	1500	0	If you have traveled to Kyrgyzstan since 2000, what was the purpose of your travel?
250	q551p_2	(Q551 Primary, 2nd). If you have traveled to Kyrgyzstan sinc	Discrete	numeric-3.0	18	1482	If you have traveled to Kyrgyzstan since 2000, what was the purpose of your travel?
251	q551p_3	(Q551 Primary, 3rd). If you have traveled to Kyrgyzstan sinc	Discrete	numeric-3.0	5	1495	If you have traveled to Kyrgyzstan since 2000, what was the purpose of your travel?
252	q551p_4	(Q551 Primary, 4th). If you have traveled to Kyrgyzstan sinc	Discrete	numeric-3.0	1	1499	If you have traveled to Kyrgyzstan since 2000, what was the purpose of your travel?
253	q551p_5	(Q551 Primary, 5th). If you have traveled to Kyrgyzstan sinc	Discrete	numeric-3.0	1	1499	If you have traveled to Kyrgyzstan since 2000, what was the purpose of your travel?
254	q551_1	(Q551 Secondary, 1st). If you have traveled to Kyrgyzstan si	Discrete	numeric-3.0	1500	0	If you have traveled to Kyrgyzstan since 2000, what was the purpose of your travel?
255	q551_2	(Q551 Secondary, 2nd). If you have traveled to Kyrgyzstan si	Discrete	numeric-3.0	17	1483	If you have traveled to Kyrgyzstan since 2000, what was the purpose of your travel?
256	q551_3	(Q551 Secondary, 3rd). If you have traveled to Kyrgyzstan si	Discrete	numeric-3.0	1	1499	If you have traveled to Kyrgyzstan since 2000, what was the purpose of your travel?
257	q552p_1	(Q552 Primary). If you have traveled to Tajikistan since 200	Discrete	numeric-3.0	1500	0	If you have traveled to Tajikistan since 2000, what was the purpose of your travel?
258	q552_1	(Q552 Secondary). If you have traveled to Tajikistan since 2	Discrete	numeric-3.0	1500	0	If you have traveled to Tajikistan since 2000, what was the purpose of your travel?
259	q553p_1	(Q553 Primary, 1st). If you have traveled to Turkmenistan si	Discrete	numeric-3.0	1500	0	If you have traveled to Turkmenistan since 2000, what was the purpose of your travel?
260	q553_1	(Q553 Secondary, 1st). If you have traveled to Turkmenistan	Discrete	numeric-3.0	1500	0	If you have traveled to Turkmenistan since 2000, what was the purpose of your travel?
261	q554p_1	(Q554 Primary, 1st). If you have traveled to Uzbekistan 2000	Discrete	numeric-3.0	1500	0	If you have traveled to Uzbekistan 2000, what was the purpose of your travel?
262	q554p_2	(Q554 Primary, 2nd). If you have traveled to Uzbekistan 2000	Discrete	numeric-3.0	5	1495	If you have traveled to Uzbekistan 2000, what was the purpose of your travel?
263	q554p_3	(Q554 Primary, 3rd). If you have traveled to Uzbekistan 2000	Discrete	numeric-3.0	4	1496	If you have traveled to Uzbekistan 2000, what was the purpose of your travel?
264	q554_1	(Q554 Secondary, 1st). If you have traveled to Uzbekistan 20	Discrete	numeric-3.0	1500	0	If you have traveled to Uzbekistan 2000, what was the purpose of your travel?
265	q554_2	(Q554 Secondary, 2nd). If you have traveled to Uzbekistan 20	Discrete	numeric-3.0	5	1495	If you have traveled to Uzbekistan 2000, what was the purpose of your travel?
266	q56p_1	(Q56 Primary, 1st). Have you encountered any of the followin	Discrete	numeric-3.0	96	1404	Have you encountered any of the following problems when traveling to any of the Central Asian countries?

Survey of Conflict Prevention and Cooperation 2004 - Variables List

File database_kaz (cont.)							
#	Name	Label	Type	Format	Valid	Invalid	Question
267	q56p_2	(Q56 Primary, 2nd). Have you encountered any of the followin	Discrete	numeric-3.0	34	1466	Have you encountered any of the following problems when traveling to any of the Central Asian countries?
268	q56p_3	(Q56 Primary, 3rd). Have you encountered any of the followin	Discrete	numeric-3.0	22	1478	Have you encountered any of the following problems when traveling to any of the Central Asian countries?
269	q56p_4	(Q56 Primary, 4th). Have you encountered any of the followin	Discrete	numeric-3.0	16	1484	Have you encountered any of the following problems when traveling to any of the Central Asian countries?
270	q56p_5	(Q56 Primary, 5th). Have you encountered any of the followin	Discrete	numeric-3.0	7	1493	Have you encountered any of the following problems when traveling to any of the Central Asian countries?
271	q56p_6	(Q56 Primary, 6th). Have you encountered any of the followin	Discrete	numeric-3.0	6	1494	Have you encountered any of the following problems when traveling to any of the Central Asian countries?
272	q56p_7	(Q56 Primary, 7th). Have you encountered any of the followin	Discrete	numeric-3.0	5	1495	Have you encountered any of the following problems when traveling to any of the Central Asian countries?
273	q56p_8	(Q56 Primary, 8th). Have you encountered any of the followin	Discrete	numeric-3.0	3	1497	Have you encountered any of the following problems when traveling to any of the Central Asian countries?
274	q56p_9	(Q56 Primary, 9th). Have you encountered any of the followin	Discrete	numeric-3.0	1	1499	Have you encountered any of the following problems when traveling to any of the Central Asian countries?
275	q56_1	(Q56 Secondary, 1st). Have you encountered any of the follow	Discrete	numeric-3.0	96	1404	Have you encountered any of the following problems when traveling to any of the Central Asian countries?
276	q56_2	(Q56 Secondary, 2nd). Have you encountered any of the follow	Discrete	numeric-3.0	29	1471	Have you encountered any of the following problems when traveling to any of the Central Asian countries?
277	q56_3	(Q56 Secondary, 3rd). Have you encountered any of the follow	Discrete	numeric-3.0	11	1489	Have you encountered any of the following problems when traveling to any of the Central Asian countries?
278	q56_4	(Q56 Secondary, 4th). Have you encountered any of the follow	Discrete	numeric-3.0	5	1495	Have you encountered any of the following problems when traveling to any of the Central Asian countries?
279	q57	(Q57). How many children do you have?	Discrete	numeric-2.0	1148	352	How many children do you have?
280	q57_rec	(Q57_REC). How many children do you have?	Discrete	numeric-2.0	1500	0	How many children do you have?
281	q58	(Q58). Did you leave your village/city in 2004 for work or t	Discrete	numeric-1.0	1500	0	Did you leave your village/city in 2004 for work or trade, irrespective of trip duration?
282	q59	(Q59). What country did you primarily go to for work or trad	Discrete	numeric-2.0	61	1439	What country did you primarily go to for work or trade?
283	q60_1	(Q60, 1st). Which oblasts of Kazakhstan did you go to for wo	Discrete	numeric-3.0	50	1450	Which oblasts of Kazakhstan did you go to for work or trade?
284	q60_2	(Q60, 2nd). Which oblasts of Kazakhstan did you go to for wo	Discrete	numeric-3.0	2	1498	Which oblasts of Kazakhstan did you go to for work or trade?
285	q60_3	(Q60, 3rd). Which oblasts of Kazakhstan did you go to for wo	Discrete	numeric-3.0	1	1499	Which oblasts of Kazakhstan did you go to for work or trade?
286	q61	(Q61). Did you go to a city or village for work or	Discrete	numeric-1.0	61	1439	Did you go to a city or village for work or trade?

Survey of Conflict Prevention and Cooperation 2004 - Variables List

File database_kaz (cont.)							
#	Name	Label	Type	Format	Valid	Invalid	Question
		trade?					
287	q62	(Q62). In which sphere of business you were mainly engaged i	Discrete	numeric-2.0	61	1439	In which sphere of business you were mainly engaged in the place where you went for work or trade?
288	q63	(Q63). What goods did you primarily trade or trade?	Discrete	numeric-2.0	27	1473	What goods did you primarily trade or trade?
289	q64p_1	(Q64 Primary, 1st). What exactly did you do during your trip	Discrete	numeric-3.0	34	1466	What exactly did you do during your trips for work or trade?
290	q64p_2	(Q64 Primary, 2nd). What exactly did you do during your trip	Discrete	numeric-3.0	4	1496	What exactly did you do during your trips for work or trade?
291	q64p_3	(Q64 Primary, 3rd). What exactly did you do during your trip	Discrete	numeric-3.0	1	1499	What exactly did you do during your trips for work or trade?
292	q64_1	(Q64 Secondary). What exactly did you do during your trips f	Discrete	numeric-3.0	34	1466	How often do you go to work or trade outside your village/city?
293	q65p	(Q65 Primary). How often do you go to work or trade outside	Discrete	numeric-2.0	61	1439	How often do you go to work or trade outside your village/city?
294	q65	(Q65 Secondary). How often do you go to work or trade outsid	Discrete	numeric-2.0	61	1439	How often do you go to work or trade outside your village/city?
295	q66p	(Q66 Primary). How long do you usually remain away for work	Discrete	numeric-2.0	61	1439	How long do you usually remain away for work or trade?
296	q66	(Q66 Secondary). How long do you usually remain away for wor	Discrete	numeric-2.0	61	1439	How long do you usually remain away for work or trade?
297	q67	(Q67). How many trips for work or trade did you make during	Discrete	numeric-3.0	52	1448	How many trips for work or trade did you make during 2004?
298	q68	(Q68). What year did you first go to work or trade outside y	Discrete	numeric-4.0	50	1450	What year did you first go to work or trade outside your place of residence?
299	q69	(Q69). What did you do before your first leaving for work or	Discrete	numeric-2.0	61	1439	What did you do before your first leaving for work or trade?
300	q70	(Q70). Did you have friends or relatives living there when y	Discrete	numeric-1.0	61	1439	Did you have friends or relatives living there when you first traveled there?
301	q71p	(Q71 Primary). What is the primary reason you went to work o	Discrete	numeric-2.0	61	1439	What is the primary reason you went to work or trade outside your place of residence?
302	q71	(Q71 Secondary). What is the primary reason you went to work	Discrete	numeric-2.0	61	1439	What is the primary reason you went to work or trade outside your place of residence?
303	q72	(Q72). How much has the financial situation of household cha	Discrete	numeric-1.0	61	1439	How much has the financial situation of household changed in result of your working or trading outside of your village/city?
304	q73	(Q73). What percentage of your total household income in 200	Discrete	numeric-3.0	49	1451	What percentage of your total household income in 2004 constitutes income from your trips for work or trade?
305	q74p_1	(Q74 Primary, 1st). Name	Discrete	numeric-3.0	61	1439	Name please two major difficulties, that

Survey of Conflict Prevention and Cooperation 2004 - Variables List

File database_kaz (cont.)							
#	Name	Label	Type	Format	Valid	Invalid	Question
		please two major difficulties, that					you had when traveling and staying outside your village or city for work or trade?
306	q74p_2	(Q74 Primary, 2nd). Name please two major difficulties, that	Discrete	numeric-3.0	13	1487	Name please two major difficulties, that you had when traveling and staying outside your village or city for work or trade?
307	q74_1	(Q74 Secondary, 1st). Name please two major difficulties, th	Discrete	numeric-3.0	61	1439	Name please two major difficulties, that you had when traveling and staying outside your village or city for work or trade?
308	q74_2	(Q74 Secondary, 2nd). Name please two major difficulties, th	Discrete	numeric-3.0	5	1495	Name please two major difficulties, that you had when traveling and staying outside your village or city for work or trade?
309	q75p_1	(Q75 Primary, 1st). In your opinion, where does the greatest	Discrete	numeric-3.0	1500	0	In your opinion, where does the greatest threat to the security of Kazakhstan come from or there is not such threat at all?
310	q75p_2	(Q75 Primary, 2nd). In your opinion, where does the greatest	Discrete	numeric-3.0	64	1436	In your opinion, where does the greatest threat to the security of Kazakhstan come from or there is not such threat at all?
311	q75_1	(Q75 Secondary, 1st). In your opinion, where does the greate	Discrete	numeric-3.0	1500	0	In your opinion, where does the greatest threat to the security of Kazakhstan come from or there is not such threat at all?
312	q75_2	(Q75 Secondary, 2nd). In your opinion, where does the greate	Discrete	numeric-3.0	64	1436	In your opinion, where does the greatest threat to the security of Kazakhstan come from or there is not such threat at all?
313	q76p_1	(Q76 Primary, 1st). Which one (republic, country, organizati	Discrete	numeric-3.0	232	1268	Which one (republic, country, organization) poses the biggest threat?
314	q76p_2	(Q76 Primary, 2nd). Which one (republic, country, organizati	Discrete	numeric-3.0	38	1462	Which one (republic, country, organization) poses the biggest threat?
315	q76_1	(Q76 Secondary, 1st). Which one (republic, country, organiza	Discrete	numeric-3.0	232	1268	Which one (republic, country, organization) poses the biggest threat?
316	q76_2	(Q76 Secondary, 2nd). Which one (republic, country, organiza	Discrete	numeric-3.0	27	1473	Which one (republic, country, organization) poses the biggest threat?
317	q77	(Q77). Which country in Central Asia do you regard as the mo	Discrete	numeric-1.0	1500	0	Which country in Central Asia do you regard as the most important partner for Kazakhstan?
318	q78p_1	(Q78 Primary, 1st). Which countries outside of Central Asia	Discrete	numeric-3.0	1500	0	Which countries outside of Central Asia do you regard as the most important partners for Kazakhstan?
319	q78p_2	(Q78 Primary, 2nd). Which countries outside of Central Asia	Discrete	numeric-3.0	809	691	Which countries outside of Central Asia do you regard as the most important partners for Kazakhstan?
320	q78p_3	(Q78 Primary, 3rd). Which countries outside of Central Asia	Discrete	numeric-3.0	552	948	Which countries outside of Central Asia do you regard as the most important partners for Kazakhstan?
321	q78_1	(Q78 Secondary, 1st). Which countries outside of Central Asi	Discrete	numeric-3.0	1500	0	Which countries outside of Central Asia do you regard as the most important partners for Kazakhstan?

Survey of Conflict Prevention and Cooperation 2004 - Variables List

File database_kaz (cont.)							
#	Name	Label	Type	Format	Valid	Invalid	Question
322	q78_2	(Q78 Secondary, 2nd). Which countries outside of Central Asi	Discrete	numeric-3.0	806	694	Which countries outside of Central Asia do you regard as the most important partners for Kazakhstan?
323	q78_3	(Q78 Secondary, 3rd). Which countries outside of Central Asi	Discrete	numeric-3.0	449	1051	Which countries outside of Central Asia do you regard as the most important partners for Kazakhstan?
324	q79	(Q79). How do you assess the economic cooperation in Central	Discrete	numeric-1.0	1500	0	How do you assess the economic cooperation in Central Asia over the last 2 to 3 years?
325	q80p_1	(Q80 Primary, 1st). Name please the two most important issue	Discrete	numeric-3.0	1500	0	Name please the two most important issues for cooperation between Kazakhstan and other Central Asian countries?
326	q80p_2	(Q80 Primary, 2nd). Name please the two most important issue	Discrete	numeric-3.0	1228	272	Name please the two most important issues for cooperation between Kazakhstan and other Central Asian countries?
327	q80_1	(Q80 Secondary, 1st). Name please the two most important iss	Discrete	numeric-3.0	1500	0	Name please the two most important issues for cooperation between Kazakhstan and other Central Asian countries?
328	q80_2	(Q80 Secondary, 2nd). Name please the two most important iss	Discrete	numeric-3.0	1228	272	Name please the two most important issues for cooperation between Kazakhstan and other Central Asian countries?
329	q81	(Q81). Are you generally satisfied or dissatisfied with the	Discrete	numeric-1.0	1500	0	Are you generally satisfied or dissatisfied with the situation in Kazakhstan today?
330	q82p_1	(Q82 Primary, 1st). In your opinion, what are the three most	Discrete	numeric-3.0	1500	0	In your opinion, what are the three most important problems in Kazakhstan today?
331	q82p_2	(Q82 Primary, 2nd). In your opinion, what are the three most	Discrete	numeric-3.0	1078	422	In your opinion, what are the three most important problems in Kazakhstan today?
332	q82p_3	(Q82 Primary, 3rd). In your opinion, what are the three most	Discrete	numeric-3.0	736	764	In your opinion, what are the three most important problems in Kazakhstan today?
333	q82_1	(Q82 Secondary, 1st). In your opinion, what are the three mo	Discrete	numeric-3.0	1500	0	In your opinion, what are the three most important problems in Kazakhstan today?
334	q82_2	(Q82 Secondary, 2nd). In your opinion, what are the three mo	Discrete	numeric-3.0	1022	478	In your opinion, what are the three most important problems in Kazakhstan today?
335	q82_3	(Q82 Secondary, 3rd). In your opinion, what are the three mo	Discrete	numeric-3.0	502	998	In your opinion, what are the three most important problems in Kazakhstan today?
336	q83	(Q83). How would you describe the current economic situation	Discrete	numeric-1.0	1500	0	How would you describe the current economic situation in Kazakhstan?
337	q84p	(Q84 Primary). When do you think people in Kazakhstan will l	Discrete	numeric-2.0	1500	0	When do you think people in Kazakhstan will live better?
338	q84	(Q84 Secondary). When do you think people in Kazakhstan will	Discrete	numeric-2.0	1500	0	When do you think people in Kazakhstan will live better?
339	q85_a	(Q85_A). Please rate the quality of healthcare services prov	Discrete	numeric-1.0	1500	0	Please rate the quality of healthcare services provided by government of Kazakhstan?

Survey of Conflict Prevention and Cooperation 2004 - Variables List

File database_kaz (cont.)							
#	Name	Label	Type	Format	Valid	Invalid	Question
340	q85_b	(Q85_B). Please rate the quality of secondary education prov	Discrete	numeric-1.0	1500	0	Please rate the quality of secondary education provided by government of Kazakhstan?
341	q85_c	(Q85_C). Please rate the quality of higher education provide	Discrete	numeric-1.0	1500	0	Please rate the quality of higher education provided by government of Kazakhstan?
342	q85_d	(Q85_D). Please rate the quality of pensions provided by gov	Discrete	numeric-1.0	1500	0	Please rate the quality of pensions provided by government of Kazakhstan?
343	q85_e	(Q85_E). Please rate the quality of solving problems of yout	Discrete	numeric-1.0	1500	0	Please rate the quality of solving problems of youth provided by government of Kazakhstan?
344	q85_f	(Q85_F). Please rate the quality of social assistance and pr	Discrete	numeric-1.0	1500	0	Please rate the quality of social assistance and programs provided by government of Kazakhstan?
345	q85_g	(Q85_G). Please rate the quality of protecting the rights of	Discrete	numeric-1.0	1500	0	Please rate the quality of protecting the rights of ethnic minorities provided by government of Kazakhstan?
346	q85_h	(Q85_H). Please rate the quality of maintaining good relatio	Discrete	numeric-1.0	1500	0	Please rate the quality of maintaining good relations with other Central Asian countries provided by government of Kazakhstan?
347	q86_a	(Q86_A). How satisfied or dissatisfied you are with security	Discrete	numeric-1.0	1500	0	How satisfied or dissatisfied you are with security in the country?
348	q86_b	(Q86_B). How satisfied or dissatisfied you are with respect	Discrete	numeric-1.0	1500	0	How satisfied or dissatisfied you are with respect of rights of citizens by authorities?
349	q86_c	(Q86_C). How satisfied or dissatisfied you are with customs	Discrete	numeric-1.0	1500	0	How satisfied or dissatisfied you are with customs services?
350	q86_d	(Q86_D). How satisfied or dissatisfied you are with border g	Discrete	numeric-1.0	1500	0	How satisfied or dissatisfied you are with border guards?
351	q86_e	(Q86_E). How satisfied or dissatisfied you are with law enfo	Discrete	numeric-1.0	1500	0	How satisfied or dissatisfied you are with law enforcement officials (police, persecutor, courts)?
352	q86_f	(Q86_F). How satisfied or dissatisfied you are with opportun	Discrete	numeric-1.0	1500	0	How satisfied or dissatisfied you are with opportunity of citizens to influence the State power?
353	q86_g	(Q86_G). How satisfied or dissatisfied you are with level of	Discrete	numeric-1.0	1500	0	How satisfied or dissatisfied you are with level of political freedoms?
354	q86_h	(Q86_H). How satisfied or dissatisfied you are with level of	Discrete	numeric-1.0	1500	0	How satisfied or dissatisfied you are with level of independence of the mass media?
355	q87_a	(Q87_A). How fairly does akimat treat you and people like yo	Discrete	numeric-1.0	1500	0	How fairly does akimat treat you and people like you?
356	q87_b	(Q87_B). How fairly does national goverment treat you and pe	Discrete	numeric-1.0	1500	0	How fairly does national goverment treat you and people like you?
357	q87_c	(Q87_C). How fairly does president administration mahalla co	Discrete	numeric-1.0	1500	0	How fairly does president administration mahalla committe treat you and people like you?
358	q87_d	(Q87_D). How fairly do heads of rural community treat you an	Discrete	numeric-1.0	650	850	How fairly do heads of rural community treat you and people like you?

Survey of Conflict Prevention and Cooperation 2004 - Variables List

File database_kaz (cont.)							
#	Name	Label	Type	Format	Valid	Invalid	Question
359	q87_e	(Q87_E). How fairly does militia staff treat you and people	Discrete	numeric-1.0	1500	0	How fairly does militia staff treat you and people like you?
360	q87_f	(Q87_F). How fairly do courts treat you and people like you?	Discrete	numeric-1.0	1500	0	How fairly do courts treat you and people like you?
361	q87_g	(Q87_G). How fairly do tax authorities treat you and people	Discrete	numeric-1.0	1500	0	How fairly do tax authorities treat you and people like you?
362	q87_h	(Q87_H). How fairly do clergy (of mosques and churches) treat you and people like you?	Discrete	numeric-1.0	1500	0	How fairly do clergy (of mosques and churches) treat you and people like you?
363	q88	(Q88). In your opinion, how serious is the level of corruption in Kazakhstan?	Discrete	numeric-1.0	1500	0	In your opinion, how serious is the level of corruption in Kazakhstan?
364	q89_a	(Q89_A). How much corruption you think there is among staff	Discrete	numeric-1.0	1500	0	How much corruption you think there is among staff of the courts?
365	q89_b	(Q89_B). How much corruption you think there is among staff	Discrete	numeric-1.0	1500	0	How much corruption you think there is among staff of the militia?
366	q89_c	(Q89_C). How much corruption you think there is among clergy	Discrete	numeric-1.0	1500	0	How much corruption you think there is among clergy of mosques and churches?
367	q89_d	(Q89_D). How much corruption you think there is among staff	Discrete	numeric-1.0	1500	0	How much corruption you think there is among staff of healthcare institutions?
368	q89_e	(Q89_E). How much corruption you think there is among staff	Discrete	numeric-1.0	1500	0	How much corruption you think there is among staff of universities and other institutions of higher education?
369	q89_f	(Q89_F). How much corruption you think there is among staff	Discrete	numeric-1.0	1500	0	How much corruption you think there is among staff of secondary schools?
370	q89_g	(Q89_G). How much corruption you think there is among staff	Discrete	numeric-1.0	1500	0	How much corruption you think there is among staff of local government (akimat)?
371	q89_h	(Q89_H). How much corruption you think there is among staff	Discrete	numeric-1.0	1500	0	How much corruption you think there is among staff of national government?
372	q89_i	(Q89_I). How much corruption you think there is among staff	Discrete	numeric-1.0	1500	0	How much corruption you think there is among staff of passport and registration offices?
373	q90	(Q90). What role do you think Islam plays in the political life of Kazakhstan?	Discrete	numeric-1.0	1500	0	What role do you think Islam plays in the political life of Kazakhstan?
374	q91	(Q91). What role do you think Islam should play in the political life of Kazakhstan?	Discrete	numeric-1.0	1500	0	What role do you think Islam should play in the political life of Kazakhstan?
375	q92p	(Q92 Primary). What is your religion?	Discrete	numeric-2.0	1500	0	What is your religion?
376	q92	(Q92 Secondary). What is your religion?	Discrete	numeric-2.0	1500	0	What is your religion?
377	q93	(Q93). How many times a day do you pray?	Discrete	numeric-2.0	278	1222	How many times a day do you pray?
378	q94	(Q94). Do you know what jihad means in Islam?	Discrete	numeric-1.0	821	679	Do you know what jihad means in Islam?

Survey of Conflict Prevention and Cooperation 2004 - Variables List

File database_kaz (cont.)							
#	Name	Label	Type	Format	Valid	Invalid	Question
379	q95p	(Q95 Primary). Some people say that jihad is a fight of a Mu	Discrete	numeric-2.0	315	1185	Some people say that jihad is a fight of a Muslim with the devil inside oneself, others say that it is a fight of a Muslim with non-Muslims. Which point of you do you share?
380	q95	(Q95 Secondary). Some people say that jihad is a fight of a	Discrete	numeric-2.0	315	1185	Some people say that jihad is a fight of a Muslim with the devil inside oneself, others say that it is a fight of a Muslim with non-Muslims. Which point of you do you share?
381	q96	(Q96). Are you currently employed?	Discrete	numeric-1.0	1500	0	Are you currently employed?
382	q97p	(Q97 Primary). If unemployed, what is your current status?	Discrete	numeric-2.0	770	730	If unemployed, what is your current status?
383	q97	(Q97 Secondary). If unemployed, what is your current status?	Discrete	numeric-2.0	770	730	If unemployed, what is your current status?
384	q98p	(Q98 Primary). Which category on this card describes your po	Discrete	numeric-2.0	730	770	Which category on this card describes your position on your main job?
385	q98	(Q98 Secondary). Which category on this card describes your	Discrete	numeric-2.0	730	770	Which category on this card describes your position on your main job?
386	q99	(Q99). Which one statement best characterizes the situation	Discrete	numeric-1.0	1500	0	Which one statement best characterizes the situation in your household?
387	q100p_1	(Q100 Primary, 1st). Name please three main sources of incom	Discrete	numeric-3.0	1500	0	Name please three main sources of income for your household.
388	q100p_2	(Q100 Primary, 2nd). Name please three main sources of incom	Discrete	numeric-3.0	703	797	Name please three main sources of income for your household.
389	q100p_3	(Q100 Primary, 3rd). Name please three main sources of incom	Discrete	numeric-3.0	149	1351	Name please three main sources of income for your household.
390	q100_1	(Q100 Secondary, 1st). Name please three main sources of inc	Discrete	numeric-3.0	1500	0	Name please three main sources of income for your household.
391	q100_2	(Q100 Secondary, 2nd). Name please three main sources of inc	Discrete	numeric-3.0	691	809	Name please three main sources of income for your household.
392	q100_3	(Q100 Secondary, 3rd). Name please three main sources of inc	Discrete	numeric-3.0	128	1372	Name please three main sources of income for your household.
393	q101	(Q101). How many members are in your household including you	Discrete	numeric-2.0	1500	0	-
394	q102	(Q102). The level of welfare of the household according to o	Discrete	numeric-1.0	1500	0	The level of welfare of the household according to observation of interviewer
395	weights	Case-to-case weights	Continuous	numeric-17.14	1500	0	-

Variables Description

Dataset contains 395 variable(s)

File database_kaz

#1 q_number: Number of the questionnaire	
Information	[type=continuous] [format=numeric] [valid=1500] [valid(weighted)=1500] [range=1501-3000]
Security	Public

#2 kish_no: Number of Kish card				
Information	[type=discrete] [format=numeric] [valid=1500] [valid(weighted)=1500] [range=1-8]			
Security	Public			
Value	Label	Cases	Weighted	Percentage (weighted)
1		250	250.899	16.7%
2		125	141.335	9.4%
3		125	113.224	7.5%
4		250	257.496	17.2%
5		250	246.168	16.4%
6		125	118.667	7.9%
7		125	127.818	8.5%
8		250	244.394	16.3%

#3 kish_mem: Quantity of members of HH in accordance to the Kish card				
Information	[type=discrete] [format=numeric] [valid=1500] [valid(weighted)=1500] [range=1-10]			
Security	Public			
Value	Label	Cases	Weighted	Percentage (weighted)
1		254	117.221	7.8%
2		701	611.426	40.8%
3		286	351.62	23.4%
4		156	231.672	15.4%
5		67	111.875	7.5%
6		18	36.262	2.4%
7		8	16.549	1.1%
8		4	8.424	0.6%
9		5	11.507	0.8%
10		1	3.445	0.2%

#4 psu_no: PSU	
Information	[type=continuous] [format=numeric] [valid=1500] [valid(weighted)=1500] [range=64-124]
Security	Public

File database_kaz (cont.)

#5 region: Province

Information		[type=discrete] [format=numeric] [valid=1500] [valid(weighted)=1500] [range=1-15]		
Security		Public		
Value	Label	Cases	Weighted	Percentage (weighted)
1	Akmola province	126	126	8.4%
2	Aktyubinsk province	67	67	4.5%
3	Almaty province	157	157	10.5%
4	Atyrau province	46	46	3.1%
5	Vostochno-Kazhastanskaya province	146	146	9.7%
6	Zhambyl province	99	99	6.6%
7	Zapadno-Kazhastanskaya province	61	61	4.1%
8	Karaganda province	134	134	8.9%
9	Kostanai province	92	92	6.1%
10	Kyzyl-Orda province	61	61	4.1%
11	Mangistau province	35	35	2.3%
12	Pavlodar province	75	75	5.0%
13	Severo-Kazhastanskaya province	68	68	4.5%
14	Yuzhno-Kazhastanskaya province	216	216	14.4%
15	Almaty city	117	117	7.8%

#6 district: District

Information		[type=discrete] [format=numeric] [valid=1500] [valid(weighted)=1500] [range=4-198]		
Security		Public		
Value	Label	Cases	Weighted	Percentage (weighted)
4	ATBASAR	18	10.531	0.7%
13	KOKShETAU G.A.	17	24.469	1.6%
15	SANDYKTAU	20	20.161	1.3%
17	NEW CAPITAL	51	51	3.4%
18	TsELIHOGRAH	20	19.839	1.3%
22	AKTOBE G.A.	18	30.23	2.0%
28	MUGALZhAR	49	36.77	2.5%
34	AKSU	28	21.92	1.5%
38	ZhAMBYL	28	22.126	1.5%
41	KARASAI	27	17.125	1.1%
45	PAHFILOV	51	88.425	5.9%
50	TALDYKORGAN G.A.	23	7.404	0.5%
53	ATYRAU G.A.	26	26	1.7%
58	KURMAHGAZIH	20	20	1.3%
64	BORODULIHIIH	30	33.635	2.2%
74	SEMIPALATIHSKAYa G.A.	28	24.565	1.6%
77	URDZhAR	30	26.365	1.8%
78	UST`-KAMEHOGORSK G.A.	29	29.023	1.9%
79	ShEMOHAIHIIH	29	32.412	2.2%
82	ZhUALYH	27	43.684	2.9%

File database_kaz (cont.)

#6 district: District (cont.)

Value (cont.)	Label	Cases	Weighted	Percentage (weighted)
83	KORDAI	28	11.316	0.8%
85	MOIYHKUM	22	13.666	0.9%
88	TARAZ G.A.	22	30.334	2.0%
91	AKZhAIK	35	35	2.3%
101	URAL`SKAYa G.A.	26	26	1.7%
104	ABAISKII	28	27.502	1.8%
106	BALHASH G.A.	28	19.596	1.3%
109	ZhEZKAZGAN G.A.	28	47.277	3.2%
110	KARAGAHDA G.A.	28	17.625	1.2%
114	OSAKAROV	22	22	1.5%
121	ALTYHSARIH	21	25.988	1.7%
128	KAMYSTIH	21	16.012	1.1%
132	KOSTANAI G.A.	25	17.884	1.2%
136	RUDNYI G.A.	25	32.116	2.1%
145	KARMAKSHIH	25	25	1.7%
146	KYZYLORDA G.A.	36	36	2.4%
151	ZhANAOZEN G.A.	27	27	1.8%
153	MAHGISTAU	8	8	0.5%
163	PAVLODAR G.A.	25	10.551	0.7%
167	EKIBASTUZ G.A.	50	64.449	4.3%
169	AKZhAR	21	30.089	2.0%
173	ZhAMBYL	22	12.911	0.9%
176	PETROPAVLOVSK G.A.	25	25	1.7%
184	BAIDIBEK	26	20.45	1.4%
187	MAKTAARAL	27	39.958	2.7%
188	ORDABASYH	26	17.074	1.1%
191	SARYAGASH	28	23.894	1.6%
192	SUZAK	27	43.319	2.9%
194	TURKESTAH G.	28	22.945	1.5%
196	ShARDARIH	27	12.199	0.8%
197	ShYMKENT G.A.	27	36.161	2.4%
198	OLD CAPITAL	117	117	7.8%

#7 city: City

Information	[type=discrete] [format=numeric] [valid=850] [valid(weighted)=850] [range=3-277]			
Security	Public			
Value	Label	Cases	Weighted	Percentage (weighted)
3	City ATBASAR	18	10.531	1.2%
14	City KOKShETAU	17	24.469	2.9%
21	City ASTANA	51	51	6.0%
26	City AKTYuBINSK	18	30.23	3.6%
30	City EMBA	19	6.77	0.8%

File database_kaz (cont.)

#7 city: City (cont.)

Value (cont.)	Label	Cases	Weighted	Percentage (weighted)
54	City ZhARKENT	23	38.596	4.5%
60	City TALDYKORGAN	23	7.404	0.9%
63	City ATYRAU	26	26	3.1%
106	City SEMIPALATIHSK	28	24.565	2.9%
114	City UST`-KAMEHOGORS	29	29.023	3.4%
115	City SHEMAIHA	29	32.412	3.8%
124	Town MIRNYI	22	13.666	1.6%
131	City TARAIZ	22	30.334	3.6%
137	City URAL`SK	26	26	3.1%
143	Town KARABAS	28	27.502	3.2%
148	City BALHASH	28	19.596	2.3%
158	City ZHEZKAZGAN	28	47.277	5.6%
161	City KARAGANDA	28	17.625	2.1%
198	City KOSTANAI	25	17.884	2.1%
202	City RUDNYI	25	32.116	3.8%
219	City KYZYLORDA	18	30.746	3.6%
221	Town TASBUGET	18	5.254	0.6%
227	City ZhANAOZEN	27	27	3.2%
240	City PAVLODAR	25	10.551	1.2%
242	City EKIBASTUZ	24	38.449	4.5%
250	City PETROPAVLOVSK	25	25	2.9%
265	City SARYAGASH	28	23.894	2.8%
270	City TURKESTAN	28	22.945	2.7%
274	City SHYMKENT	27	36.161	4.3%
277	City ALMATY	117	117	13.8%
Sysmiss		650	650	

#8 point_t: POINT_TYPE



Information	[type=discrete] [format=numeric] [valid=1500] [valid(weighted)=1500] [range=1-2]			
Security	Public			
Value	Label	Cases	Weighted	Percentage (weighted)
1	Urban	850	850	56.7%
2	Rural	650	650	43.3%

#9 country: Country of the survey

























Information	[type=discrete] [format=numeric] [valid=1500] [valid(weighted)=1500] [range=1-1]			
Security	Public			
Value	Label	Cases	Weighted	Percentage (weighted)
1	Kazakhstan	1500	1500	100.0%

File database_kaz (cont.)

#10 gender: Gender of respondent

Information		[type=discrete] [format=numeric] [valid=1500] [valid(weighted)=1500] [range=1-2]		
Security		Public		
Value	Label	Cases	Weighted	Percentage (weighted)
1	Male	653	681.58	 45.4%
2	Female	847	818.42	 54.6%

#11 i_date: Interview date

Information		[type=discrete] [format=character] [valid=1500] [valid(weighted)=1500]		
Security		Public		
Value	Label	Cases	Weighted	Percentage (weighted)
2004-09-23		9	6.492	 0.4%
2004-09-24		12	10.305	 0.7%
2004-09-25		40	36.59	 2.4%
2004-09-26		105	93.082	 6.2%
2004-09-27		84	81.932	 5.5%
2004-09-28		108	121.522	 8.1%
2004-09-29		113	126.342	 8.4%
2004-09-30		125	138.817	 9.3%
2004-10-01		134	124.615	 8.3%
2004-10-02		178	167.56	 11.2%
2004-10-03		183	183.699	 12.2%
2004-10-04		93	105.27	 7.0%
2004-10-05		54	51.666	 3.4%
2004-10-06		37	33.424	 2.2%
2004-10-07		41	36.456	 2.4%
2004-10-08		50	44.628	 3.0%
2004-10-09		62	52.85	 3.5%
2004-10-10		40	39.11	 2.6%
2004-10-11		18	22.153	 1.5%
2004-10-12		3	6.2	 0.4%
2004-10-13		4	6.459	 0.4%
2004-10-14		3	4.06	 0.3%
2004-10-15		2	3.383	 0.2%
2004-10-16		2	3.383	 0.2%

#12 time_st: Time of interview start

Information		[type=discrete] [format=character] [valid=1500] [valid(weighted)=1500]		
Security		Public		

File database_kaz (cont.)**#13 time_end: Time of interview end**

Information	[type=discrete] [format=character] [valid=1500] [valid(weighted)=1500]
Security	Public

#14 long_ : Interview duration

Information	[type=discrete] [format=character] [valid=1500] [valid(weighted)=1500]
Security	Public

#15 interv_n: Code of interviewer

Information	[type=continuous] [format=numeric] [valid=1500] [valid(weighted)=1500] [range=1-62]
Security	Public

#16 int_gen: Gender of interviewer

Information	[type=discrete] [format=numeric] [valid=1500] [valid(weighted)=1500] [range=1-2]			
Security	Public			
Value	Label	Cases	Weighted	Percentage (weighted)
1	Male	88	55.514	3.7%
2	Female	1412	1444.486	96.3%

#17 q1: (Q1). What language do you prefer to use during our conversa

Information	[type=discrete] [format=numeric] [valid=1500] [valid(weighted)=1500] [range=1-3]			
Literal question	What language do you prefer to use during our conversation?			
Security	Public			
Value	Label	Cases	Weighted	Percentage (weighted)
1	Kazakh	171	170.331	11.4%
2	Russian	1327	1328.488	88.6%
3	Uzbek	2	1.18	0.1%

#18 q2: (Q2). Age of respondent

Information	[type=continuous] [format=numeric] [valid=1500] [valid(weighted)=1500] [range=18-89]
Security	Public

#19 q3p: (Q3 Primary). Nationality of respondent

Information	[type=discrete] [format=numeric] [valid=1500] [valid(weighted)=1500] [range=1-34]			
Security	Public			
Value	Label	Cases	Weighted	Percentage (weighted)
1	Kazakhs	817	838.188	55.9%

File database_kaz (cont.)

#19 q3p: (Q3 Primary). Nationality of respondent (cont.)

Value (cont.)	Label	Cases	Weighted	Percentage (weighted)
3	Kyrgyzs	3	2.704	0.2%
4	Russians	455	421.431	28.1%
5	Tajiks	2	2.322	0.2%
6	Uzbeks	19	21.293	1.4%
8	Tatars	28	33.459	2.2%
9	Armenians	1	0.36	0.0%
10	Koreans	7	5.097	0.3%
11	Belorussians	6	4.058	0.3%
13	Poles	4	5.936	0.4%
15	Uygurs	44	66.375	4.4%
16	Ukrainians	54	49.179	3.3%
17	Chuwashes	2	1.393	0.1%
18	Jews	1	0.452	0.0%
19	Iranian	4	2.819	0.2%
20	Komi	1	0.501	0.0%
22	Germans	18	18.078	1.2%
23	Greeks	3	2.135	0.1%
24	Bashkirs	4	4.493	0.3%
25	Chechens	4	3.509	0.2%
26	Dungans	1	0.715	0.0%
27	Azerbaijani	13	6.381	0.4%
28	Bulgarians	2	1.332	0.1%
29	Mordowians	2	4.154	0.3%
30	Balkarians	1	0.984	0.1%
31	Kumandis	1	1.117	0.1%
32	Udmurts	1	0.319	0.0%
33	Kabardinians	1	0.639	0.0%
34	Komi perms	1	0.576	0.0%

#20 q3: (Q3 Secondary). Nationality of respondent

Information		[type=discrete] [format=numeric] [valid=1500] [valid(weighted)=1500] [range=1-9]		
Security		Public		
Value	Label	Cases	Weighted	Percentage (weighted)
1	Kazakh	817	838.188	55.9%
2	Russian	455	421.431	28.1%
3	Ukrainians	54	49.179	3.3%
4	Uygurs	44	66.375	4.4%
5	Tatars	28	33.459	2.2%
6	Uzbeks	19	21.293	1.4%
7	Germans	18	18.078	1.2%
9	Others	65	51.997	3.5%

File database_kaz (cont.)

#21 q4: (Q4). Marital status of respondent

Information		[type=discrete] [format=numeric] [valid=1500] [valid(weighted)=1500] [range=1-9]		
Security		Public		
Value	Label	Cases	Weighted	Percentage (weighted)
1	Married	917	969.304	64.6%
2	Married by religious ceremony nikoh	2	2.36	0.2%
3	Married, but my spouse lives elsewhere because of work	13	10.627	0.7%
4	Live with somebody but not registered (grazhdanski brak)	22	21.67	1.4%
5	Single and never married	207	230.654	15.4%
6	Divorced	136	110.309	7.4%
7	Widowed	192	144.531	9.6%
9	DK/NR	11	10.545	0.7%

#22 q5: (Q5). Highest level of education of respondent

Information		[type=discrete] [format=numeric] [valid=1500] [valid(weighted)=1500] [range=1-5]		
Security		Public		
Value	Label	Cases	Weighted	Percentage (weighted)
1	Incomplete secondary school (8-9 years) or less	257	233.285	15.6%
2	Specialized secondary school (technical or vocational school)	490	475.049	31.7%
3	Complete secondary school (10-11 years)	442	456.223	30.4%
4	Incomplete higher education or bachelor's degree	69	76.907	5.1%
5	Complete higher education, master's degree or greater	242	258.536	17.2%

#23 q6: (Q6). Is there anybody in your household who has the educati

Information		[type=discrete] [format=numeric] [valid=1500] [valid(weighted)=1500] [range=2-9]		
Literal question		Is there anybody in your household who has the educational level higher than yours. If yes, then what is that level?		
Security		Public		
Value	Label	Cases	Weighted	Percentage (weighted)
2	Specialized secondary school (technical or vocational school)	117	128.777	8.6%
3	Complete secondary school (10-11 years)	50	54.188	3.6%
4	Incomplete higher education or bachelor's degree	55	69.166	4.6%
5	Complete higher education, master's degree, or greater	170	222.109	14.8%
6	THERE IS NO SUCH PERSON WITHIN THE HOUSEHOLD	1081	1004.127	66.9%
9	DK/NR	27	21.634	1.4%

File database_kaz (cont.)

#24 q7p: (Q7 Primary). What language do you think?

Information	[type=discrete] [format=numeric] [valid=1500] [valid(weighted)=1500] [range=1-31]			
Literal question	What language do you think?			
Security	Public			
Value	Label	Cases	Weighted	Percentage (weighted)
1	Kazakh	662	660.453	44.0%
3	Kyrgyz	1	1.398	0.1%
4	Russian	766	752.448	50.2%
5	Tajik	1	0.903	0.1%
6	Uzbek	16	19.152	1.3%
8	Korean	1	0.54	0.0%
13	Tatar	3	2.368	0.2%
18	German	1	0.715	0.0%
20	Ukrainian	4	2.551	0.2%
21	Armenian	1	0.36	0.0%
27	Uygur	36	52.605	3.5%
28	Chechen	3	2.865	0.2%
29	Dungan	1	0.715	0.0%
30	Azerbaijani	3	1.968	0.1%
31	Bashkir	1	0.958	0.1%

#25 q7: (Q7 Secondary). What language do you think?

Information	[type=discrete] [format=numeric] [valid=1500] [valid(weighted)=1500] [range=1-5]			
Literal question	What language do you think?			
Security	Public			
Value	Label	Cases	Weighted	Percentage (weighted)
1	Russian	766	752.448	50.2%
2	Kazakh	662	660.453	44.0%
3	Uygur	36	52.605	3.5%
4	Uzbek	16	19.152	1.3%
5	Other	20	15.342	1.0%

#26 q8p_1: (Q8 Primary, 1st). What other languages do you speak fluently?

Information	[type=discrete] [format=numeric] [valid=1500] [valid(weighted)=1500] [range=1-30]			
Literal question	What other languages do you speak fluently?			
Security	Public			
Value	Label	Cases	Weighted	Percentage (weighted)
1	Does not speak other languages	597	562.503	37.5%
2	Kazakh	231	261.732	17.4%
3	Karakalpak	6	6.874	0.5%
4	Kyrgyz	8	6.899	0.5%

File database_kaz (cont.)

#26 q8p_1: (Q8 Primary, 1st). What other languages do you speak fluentl (cont.)

Value (cont.)	Label	Cases	Weighted	Percentage (weighted)
5	Russian	607	608.942	40.6%
7	Uzbek	3	2.312	0.2%
10	English	11	14.614	1.0%
13	Tatar	8	8.799	0.6%
14	Belorussian	1	0.836	0.1%
16	Chuwash	1	0.917	0.1%
18	German	9	12.107	0.8%
19	Turkmen	1	0.491	0.0%
20	Ukrainian	11	9.122	0.6%
26	Uygur	1	0.743	0.0%
27	Azerbaijani	2	0.852	0.1%
28	Bulgarian	1	0.502	0.0%
29	Kumandi	1	1.117	0.1%
30	Bashkir	1	0.639	0.0%

#27 q8p_2: (Q8 Primary, 2nd). What other languages do you speak fluentl

Information	[type=discrete] [format=numeric] [valid=150] [valid(weighted)=171.646] [range=3-31]			
Literal question	What other languages do you speak fluently?			
Security	Public			
Value	Label	Cases	Weighted	Percentage (weighted)
3	Karakalpak	4	2.37	1.4%
4	Kyrgyz	8	8.075	4.7%
5	Russian	62	82.334	48.0%
6	Tajik	2	1.978	1.2%
7	Uzbek	33	33.826	19.7%
8	Korean	1	2.097	1.2%
9	Turkish	2	2.184	1.3%
10	English	10	10.041	5.8%
11	Iranian	1	0.397	0.2%
12	French	1	0.452	0.3%
13	Tatar	8	9.053	5.3%
18	German	3	1.929	1.1%
26	Uygur	8	13.705	8.0%
27	Azerbaijani	6	2.562	1.5%
31	Chechen	1	0.643	0.4%
Sysmiss		1350	1328.354	

#28 q8p_3: (Q8 Primary, 3rd). What other languages do you speak fluentl

Information	[type=discrete] [format=numeric] [valid=20] [valid(weighted)=18.286] [range=5-27]			
Literal question	What other languages do you speak fluently?			

File database_kaz (cont.)

#28 q8p_3: (Q8 Primary, 3rd). What other languages do you speak fluently (cont.)

Security		Public		
Value	Label	Cases	Weighted	Percentage (weighted)
5	Russian	4	3.374	18.5%
7	Uzbek	11	12.164	66.5%
9	Turkish	1	0.394	2.2%
10	English	1	0.365	2.0%
12	French	1	0.397	2.2%
18	German	1	0.984	5.4%
27	Azerbaijani	1	0.608	3.3%
Sysmiss		1480	1481.714	

#29 q8p_4: (Q8 Primary, 4th). What other languages do you speak fluently

Information		[type=discrete] [format=numeric] [valid=4] [valid(weighted)=2.331] [range=7-27]		
Literal question		What other languages do you speak fluently?		
Security		Public		
Value	Label	Cases	Weighted	Percentage (weighted)
7	Uzbek	1	0.935	40.1%
9	Turkish	1	0.243	10.4%
13	Tatar	1	0.909	39.0%
27	Azerbaijani	1	0.243	10.4%
Sysmiss		1496	1497.669	

#30 q8p_5: (Q8 Primary, 5th). What other languages do you speak fluently

Information		[type=discrete] [format=numeric] [valid=1] [valid(weighted)=0.935] [range=22-22]		
Literal question		What other languages do you speak fluently?		
Security		Public		
Value	Label	Cases	Weighted	Percentage (weighted)
22	Arabic	1	0.935	100.0%
Sysmiss		1499	1499.065	

#31 q8_1: (Q8 Secondary, 1st). What other languages do you speak fluently

Information		[type=discrete] [format=numeric] [valid=1500] [valid(weighted)=1500] [range=1-8]		
Literal question		What other languages do you speak fluently?		
Security		Public		
Value	Label	Cases	Weighted	Percentage (weighted)
1	DOES NOT SPEAK OTHER LANGUAGES	597	562.503	37.5%
2	Russian	607	608.942	40.6%
3	Kazakh	231	261.732	17.4%
4	Uzbek	3	2.312	0.2%

File database_kaz (cont.)#31 **q8_1: (Q8 Secondary, 1st). What other languages do you speak fluen** (cont.)

Value (cont.)	Label	Cases	Weighted	Percentage (weighted)
5	English	11	14.614	1.0%
6	Tatars	8	8.799	0.6%
7	Kyrgyz	8	6.899	0.5%
8	Other	35	34.199	2.3%

#32 **q8_2: (Q8 Secondary, 2nd). What other languages do you speak fluen**

Information	[type=discrete] [format=numeric] [valid=150] [valid(weighted)=171.646] [range=2-8]			
Literal question	What other languages do you speak fluently?			
Security	Public			
Value	Label	Cases	Weighted	Percentage (weighted)
2	Russian	62	82.334	48.0%
4	Uzbek	33	33.826	19.7%
5	English	10	10.041	5.8%
6	Tatars	8	9.053	5.3%
7	Kyrgyz	8	8.075	4.7%
8	Other	29	28.318	16.5%
Sysmiss		1350	1328.354	

#33 **q8_3: (Q8 Secondary, 3rd). What other languages do you speak fluen**

Information	[type=discrete] [format=numeric] [valid=18] [valid(weighted)=17.495] [range=2-8]			
Literal question	What other languages do you speak fluently?			
Security	Public			
Value	Label	Cases	Weighted	Percentage (weighted)
2	Russian	4	3.374	19.3%
4	Uzbek	11	12.164	69.5%
5	English	1	0.365	2.1%
8	Other	2	1.593	9.1%
Sysmiss		1482	1482.505	

#34 **q8_4: (Q8 Secondary, 4th). What other languages do you speak fluen**

Information	[type=discrete] [format=numeric] [valid=4] [valid(weighted)=2.331] [range=4-8]			
Literal question	What other languages do you speak fluently?			
Security	Public			
Value	Label	Cases	Weighted	Percentage (weighted)
4	Uzbek	1	0.935	40.1%
6	Tatars	1	0.909	39.0%
8	Other	2	0.487	20.9%
Sysmiss		1496	1497.669	

File database_kaz (cont.)**#35 q9: (Q9). Generally speaking, how satisfied are you with your li**

Information	[type=discrete] [format=numeric] [valid=1500] [valid(weighted)=1500] [range=1-9]			
Literal question	Generally speaking, how satisfied are you with your life?			
Security	Public			
Value	Label	Cases	Weighted	Percentage (weighted)
1	Very satisfied	189	195.764	13.1%
2	Fairly satisfied	736	744.948	49.7%
3	Fairly dissatisfied	435	431.076	28.7%
4	Very dissatisfied	114	101.688	6.8%
9	DK/NR	26	26.525	1.8%

#36 q10: (Q10). How do you estimate current economic situation of you

Information	[type=discrete] [format=numeric] [valid=1500] [valid(weighted)=1500] [range=1-9]			
Literal question	How do you estimate current economic situation of your household?			
Security	Public			
Value	Label	Cases	Weighted	Percentage (weighted)
1	Very good	65	77.622	5.2%
2	Somewhat good	984	985.83	65.7%
3	Somewhat bad	298	305.659	20.4%
4	Very bad	85	72.401	4.8%
9	DK/NR	68	58.489	3.9%

#37 q11: (Q11). How would you rate the economic situation in your hou

Information	[type=discrete] [format=numeric] [valid=1500] [valid(weighted)=1500] [range=1-9]			
Literal question	How would you rate the economic situation in your household a few years ago in comparison with current situation?			
Security	Public			
Value	Label	Cases	Weighted	Percentage (weighted)
1	Much better	211	212.614	14.2%
2	Somewhat better	477	479.765	32.0%
3	Much	486	491.092	32.7%
4	Somewhat worse	268	257.119	17.1%
5	Much worse	29	30.198	2.0%
9	DK/NR	29	29.211	1.9%

#38 q12: (Q12). Imagine a 10-step ladder where the poorest people are

Information	[type=discrete] [format=numeric] [valid=1500] [valid(weighted)=1500] [range=1-10]			
Literal question	Imagine a 10-step ladder where the poorest people are standing on the first, or lowest, step, and the richest people are standing on the tenth, or highest, step. On what step would you place yourself today?			
Security	Public			

File database_kaz (cont.)

#38 q12: (Q12). Imagine a 10-step ladder where the poorest people are (cont.)

Value	Label	Cases	Weighted	Percentage (weighted)
1	step 1	39	30.596	2.0%
2	step 2	81	67.372	4.5%
3	step 3	236	232.927	15.5%
4	step 4	308	294.915	19.7%
5	step 5	510	508.853	33.9%
6	step 6	152	159.699	10.6%
7	step 7	102	114.292	7.6%
8	step 8	60	73.742	4.9%
9	step 9	9	14.226	0.9%
10	step 10	3	3.379	0.2%

#39 q13: (Q13). How long do you think it will take for you to reach a

Information	[type=discrete] [format=numeric] [valid=1500] [valid(weighted)=1500] [range=1-9]			
Literal question	How long do you think it will take for you to reach a satisfactory standard of living?			
Security	Public			
Value	Label	Cases	Weighted	Percentage (weighted)
1	I already have it	122	122.697	8.2%
2	In 5 years	321	326.108	21.7%
3	In 10 years	347	354.661	23.6%
4	In 15 years	187	193.901	12.9%
5	In 25 years	85	95.278	6.4%
6	It will take at least 50 years	16	16.043	1.1%
7	Never	258	233.651	15.6%
9	DK/NR	164	157.662	10.5%

#40 q14_a: (Q14_A). Did you write a letter of complaint to the national

Information	[type=discrete] [format=numeric] [valid=1500] [valid(weighted)=1500] [range=1-9]			
Literal question	Did you write a letter of complaint to the national or local authorities in the past three years?			
Security	Public			
Value	Label	Cases	Weighted	Percentage (weighted)
1	Yes	68	62.34	4.2%
2	No	1386	1383.323	92.2%
9	DK/NR	46	54.337	3.6%

#41 q14_b: (Q14_B). Did you sign any collective petition to the nationa

Information	[type=discrete] [format=numeric] [valid=1500] [valid(weighted)=1500] [range=1-9]			
Literal question	Did you sign any collective petition to the national or local authorities in the past three years?			
Security	Public			

File database_kaz (cont.)**#41 q14_b: (Q14_B). Did you sign any collective petition to the nationa** (cont.)

Value	Label	Cases	Weighted	Percentage (weighted)
1	Yes	91	81.133	5.4%
2	No	1366	1368.235	91.2%
9	DK/NR	43	50.632	3.4%

#42 q14_c: (Q14_C). Did you organize people in your district/village to

Information	[type=discrete] [format=numeric] [valid=1500] [valid(weighted)=1500] [range=1-9]			
Literal question	Did you organize people in your district/village to resolve any issue in the past three years?			
Security	Public			
Value	Label	Cases	Weighted	Percentage (weighted)
1	Yes	44	38.485	2.6%
2	No	1402	1398.943	93.3%
9	DK/NR	54	62.572	4.2%

#43 q14_d: (Q14_D). Did you contact the press/media with any problem in

Information	[type=discrete] [format=numeric] [valid=1500] [valid(weighted)=1500] [range=1-9]			
Literal question	Did you contact the press/media with any problem in the past three years?			
Security	Public			
Value	Label	Cases	Weighted	Percentage (weighted)
1	Yes	13	14.238	0.9%
2	No	1430	1420.871	94.7%
9	DK/NR	57	64.891	4.3%

#44 q14_e: (Q14_E). Did you take part in an authorized protest (meeting

Information	[type=discrete] [format=numeric] [valid=1500] [valid(weighted)=1500] [range=1-9]			
Literal question	Did you take part in an authorized protest (meetings, strikes, pickets) in the past three years?			
Security	Public			
Value	Label	Cases	Weighted	Percentage (weighted)
1	Yes	8	6.69	0.4%
2	No	1439	1432.224	95.5%
9	DK/NR	53	61.086	4.1%

#45 q14_f: (Q14_F). Did you take part in an unauthorized protest (meeti

Information	[type=discrete] [format=numeric] [valid=1500] [valid(weighted)=1500] [range=1-9]			
Literal question	Did you take part in an unauthorized protest (meetings, strikes, pickets) in the past three years?			
Security	Public			

File database_kaz (cont.)

#45 q14_f: (Q14_F). Did you take part in an unauthorized protest (meeti (cont.)

Value	Label	Cases	Weighted	Percentage (weighted)
1	Yes	3	3.546	0.2%
2	No	1399	1399.881	93.3%
9	DK/NR	98	96.574	6.4%

#46 q15: (Q15). In the past 12 months, have you heard of any instance

Information	[type=discrete] [format=numeric] [valid=1500] [valid(weighted)=1500] [range=1-9]			
Literal question	In the past 12 months, have you heard of any instances were people in your village or city have joined together to bring their grievances to local government (akimat, mahalla committee, or village council)?			
Security	Public			
Value	Label	Cases	Weighted	Percentage (weighted)
1	Yes	247	236.891	15.8%
2	No	1167	1169.263	78.0%
9	DK/NR	86	93.846	6.3%

#47 q16: (Q16). Are there grievances that you together with the repre

Information	[type=discrete] [format=numeric] [valid=1500] [valid(weighted)=1500] [range=1-9]			
Literal question	Are there grievances that you together with the representatives of your district/village would like to discuss with authorities?			
Security	Public			
Value	Label	Cases	Weighted	Percentage (weighted)
1	Definitely	492	466.607	31.1%
2	Maybe	412	445.883	29.7%
3	No	434	415.836	27.7%
9	DK/NR	162	171.674	11.4%

#48 q16cp_1: (Q16C Primary, 1st). Comments of respondents to question 16.

Information	[type=discrete] [format=numeric] [valid=1338] [valid(weighted)=1328.326] [range=5-999]			
Definition	Comments of respondents to question 16.			
Security	Public			
Value	Label	Cases	Weighted	Percentage (weighted)
5	Poor roads` s conditions	9	7.066	0.5%
6	Low pension amount	8	6.834	0.5%
7	No place to spend leisure time	6	5.56	0.4%
8	If local authorities would come and listen to	2	1.455	0.1%
10	Garbage pick up	2	3.661	0.3%
11	City` s improvement	1	1.964	0.1%
12	Bad housing quality	3	3.387	0.3%
13	Unavailability of housing for youth	2	2.354	0.2%

File database_kaz (cont.)

#48 q16cp_1: (Q16C Primary, 1st). Comments of respondents to question 16. (cont.)

Value (cont.)	Label	Cases	Weighted	Percentage (weighted)
14	Deserted lands	1	0.735	0.1%
15	Work unavailable	23	21.769	1.6%
16	No support to the elderly	3	1.071	0.1%
17	No support from the authorities	3	3.337	0.3%
18	Too many problems	1	0.224	0.0%
19	It's pointless to discuss one's problems and appeal to someb	21	20.773	1.6%
20	The elderly are not attended to	1	1.042	0.1%
21	Telephones unavailable (communications) in villages	2	1.614	0.1%
22	Unavailability of water pipeline	18	15.149	1.1%
24	Youth should spend leisure time without alcohol drinks	2	2.209	0.2%
25	Children's playgrounds unavailable	4	2.01	0.2%
26	Electricity's unavailability in entrances of blocks of house	5	3.617	0.3%
27	Elevators do not function	3	5.015	0.4%
30	Shortage of public transport	4	1.934	0.1%
31	Yards' improvement, dust is everywhere	2	1.168	0.1%
32	To arrange buses' route schedule	1	0.412	0.0%
33	The youth's attempt at life	1	0.251	0.0%
34	Unavailability of water (drinkable)	22	17.758	1.3%
36	To revise the age for retirement	1	1.25	0.1%
37	Money shortage	1	1.117	0.1%
38	Poor living conditions	7	7.913	0.6%
39	I have no need in anything	1	0.417	0.0%
40	Radio unavailability	1	0.833	0.1%
41	No heating	3	2.461	0.2%
42	Old people had better go to the cemetery	1	0.833	0.1%
43	Hot water's unavailability	2	3.343	0.3%
44	Shortage of pipelines	1	0.623	0.0%
45	Price increase for municipal services (not to augment)	2	1.675	0.1%
46	Teachers' salaries increase	1	0.558	0.0%
47	Single mothers allowance	2	0.87	0.1%
48	To make public fare cheaper	2	1.675	0.1%
49	High houses demand (shortage)	1	1.375	0.1%
50	Students' transport fare discount	1	1.675	0.1%
52	Cleanness in the city	1	0.558	0.0%
53	Power sources shortage	1	1.675	0.1%
54	Felling of forests	1	0.558	0.0%
55	Allocation of money for ecology improvement	1	1.117	0.1%
56	Allocation of money for children's manuals	1	0.558	0.0%
57	Dogs at home	1	0.452	0.0%
58	Wages increase	1	1.117	0.1%

File database_kaz (cont.)

#48 q16cp_1: (Q16C Primary, 1st). Comments of respondents to question 16. (cont.)

Value (cont.)	Label	Cases	Weighted	Percentage (weighted)
59	Work unavailable for the elderly	1	0.433	0.0%
60	Ported water is expensive	1	1.138	0.1%
61	Expensive gas	2	2.783	0.2%
62	Subsoil waters drainage	4	3.428	0.3%
63	I have moved here recently	1	1.247	0.1%
64	Children`s allowance	2	2.316	0.2%
67	Infrastructure unavailable	1	0.853	0.1%
70	Ambulance poor quality service	1	0.312	0.0%
71	Irregular water supply	1	0.623	0.0%
73	High kindergarten payment	1	0.569	0.0%
75	Housing problems	2	2.69	0.2%
77	No support to families with many children	1	0.639	0.0%
78	The youth issues	2	3.789	0.3%
79	Fuel unavailable (coal)	1	1.722	0.1%
80	Land unavailability	2	0.561	0.0%
81	Shortage of man labour to gather cotton	1	0.561	0.0%
82	Incorrect distribution of land	3	2.844	0.2%
84	Poor water quality	3	0.982	0.1%
85	Cheap cotton	3	2.564	0.2%
86	Machinery unavailable in village	1	1.033	0.1%
90	Elections were unfair	1	0.421	0.0%
92	A woman, which has many children (mother-heroine), has not b	1	0.421	0.0%
997	Answer misses the point	4	7.53	0.6%
999	NO RESPONSE	1114	1123.847	84.6%
Sysmiss		162	171.674	

#49 q16cp_2: (Q16C Primary, 2nd). Comments of respondents to question 16.

Information	[type=discrete] [format=numeric] [valid=62] [valid(weighted)=52.806] [range=5-94]			
Definition	Comments of respondents to question 16.			
Security	Public			
Value	Label	Cases	Weighted	Percentage (weighted)
5	Poor roads`s conditions	3	3.604	6.8%
6	Low pension amount	2	0.935	1.8%
15	Work unavailable	3	3.566	6.8%
22	Unavailability of water pipeline	3	1.944	3.7%
23	Outdated public transport	1	0.36	0.7%
26	Electricity`s unavailability in entrances of blocks of house	1	1.852	3.5%
27	Elevators do not function	1	0.502	1.0%
28	No glasses in entrances of blocks of houses	1	0.502	1.0%
29	Roofs get soaked	1	0.251	0.5%

File database_kaz (cont.)

#49 q16cp_2: (Q16C Primary, 2nd). Comments of respondents to question 16. (cont.)

Value (cont.)	Label	Cases	Weighted	Percentage (weighted)
31	Yards' improvement, dust is everywhere	3	1.67	3.2%
34	Unavailability of water (drinkable)	3	1.278	2.4%
35	Electricity unavailable	2	2.56	4.8%
37	Money shortage	1	0.833	1.6%
38	Poor living conditions	1	0.28	0.5%
41	No heating	2	1.201	2.3%
44	Shortage of pipelines	1	1.672	3.2%
45	Price increase for municipal services (not to augment)	4	3.984	7.5%
49	High houses demand (shortage)	2	1.833	3.5%
53	Power sources shortage	1	1.833	3.5%
54	Felling of forests	1	1.375	2.6%
58	Wages increase	1	0.897	1.7%
60	Ported water is expensive	1	0.853	1.6%
61	Expensive gas	1	1.422	2.7%
64	Children's allowance	2	1.504	2.8%
65	School maintenance	1	1.138	2.2%
66	Gas unavailability	1	0.623	1.2%
68	Social aid to unemployed	1	0.623	1.2%
69	Sewage cleaning	1	0.569	1.1%
72	Canals are not cleaned	1	0.623	1.2%
74	Water supply	1	1.345	2.5%
76	Many thieves (theft)	1	0.853	1.6%
80	Land unavailability	2	3.036	5.7%
83	Shortage of a kindergarten	1	0.28	0.5%
84	Poor water quality	2	0.561	1.1%
85	Cheap cotton	2	0.701	1.3%
87	Expensive fertilizers	1	1.033	2.0%
88	Expensive fuel	1	0.701	1.3%
89	Cinemas unavailable	1	1.722	3.3%
91	Bribes (extortion)	1	1.722	3.3%
93	House maintenance	1	0.14	0.3%
94	Exhausted soil	1	0.421	0.8%
Sysmiss		1438	1447.194	

#50 q16cp_3: (Q16C Primary, 3rd). Comments of respondents to question 16.

Information	[type=discrete] [format=numeric] [valid=8] [valid(weighted)=7.142] [range=10-88]			
Definition	Comments of respondents to question 16.			
Security	Public			
Value	Label	Cases	Weighted	Percentage (weighted)
10	Garbage pick up	1	1.138	15.9%
15	Work unavailable	1	0.28	3.9%

File database_kaz (cont.)

#50 q16cp_3: (Q16C Primary, 3rd). Comments of respondents to question 16. (cont.)

Value (cont.)	Label	Cases	Weighted	Percentage (weighted)
22	Unavailability of water pipeline	1	0.917	12.8%
28	No glasses in entrances of blocks of houses	1	0.502	7.0%
32	To arrange buses' route schedule	1	0.502	7.0%
51	Dust from minings	1	0.917	12.8%
71	Irregular water supply	1	1.852	25.9%
88	Expensive fuel	1	1.033	14.5%
Sysmiss		1492	1492.858	

#51 q16c_1: (Q16C Secondary, 1st). Comments of respondents to question 1

Information	[type=discrete] [format=numeric] [valid=1338] [valid(weighted)=1328.326] [range=1-99]			
Definition	Comments of respondents to question 16.			
Security	Public			
Value	Label	Cases	Weighted	Percentage (weighted)
1	Housing conditions, shortage or inadequate infrastructure se	93	83.164	6.3%
2	Poverty, price growth and social security	36	32.41	2.4%
3	Unemployment	24	22.202	1.7%
4	Environmental inadequate conditions	12	11.789	0.9%
5	Problems of children's rearing and education, their leisure	16	14.13	1.1%
6	Man labour shortage and unjust land distribution in agrarian	11	8.298	0.6%
7	It's pointless to discuss one's problems and appeal to someb	21	20.773	1.6%
8	Other	7	4.183	0.3%
97	Answer misses the point	4	7.53	0.6%
99	NO RESPONSE	1114	1123.847	84.6%
Sysmiss		162	171.674	

#52 q16c_2: (Q16C Secondary, 2nd). Comments of respondents to question 1

Information	[type=discrete] [format=numeric] [valid=43] [valid(weighted)=35.397] [range=1-8]			
Definition	Comments of respondents to question 16.			
Security	Public			
Value	Label	Cases	Weighted	Percentage (weighted)
1	Housing conditions, shortage or inadequate infrastructure se	10	7.036	19.9%
2	Poverty, price growth and social security	14	10.92	30.9%
3	Unemployment	3	3.566	10.1%
4	Environmental inadequate conditions	8	6.144	17.4%
5	Problems of children's rearing and education, their leisure	2	1.418	4.0%
6	Man labour shortage and unjust land	4	3.737	10.6%

File database_kaz (cont.)

#52 q16c_2: (Q16C Secondary, 2nd). Comments of respondents to question 1 (cont.)

Value (cont.)	Label	Cases	Weighted	Percentage (weighted)
	distribution in agrarian			
8	Other	2	2.576	7.3%
Sysmiss		1457	1464.603	

#53 q16c_3: (Q16C Secondary, 3rd). Comments of respondents to question 1

Information	[type=discrete] [format=numeric] [valid=3] [valid(weighted)=1.7] [range=1-3]			
Definition	Comments of respondents to question 16.			
Security	Public			
Value	Label	Cases	Weighted	Percentage (weighted)
1	Housing conditions, shortage or inadequate infrastructure se	2	1.419	83.5%
3	Unemployment	1	0.28	16.5%
Sysmiss		1497	1498.3	

#54 q17: (Q17). Has the frequency of interaction with your relatives

Information	[type=discrete] [format=numeric] [valid=1500] [valid(weighted)=1500] [range=1-9]			
Literal question	Has the frequency of interaction with your relatives decreased or increased over the last few years?			
Security	Public			
Value	Label	Cases	Weighted	Percentage (weighted)
1	Decreased	275	263.295	17.6%
2	Increased	245	246.119	16.4%
3	About the same	897	914.898	61.0%
9	DK/NR	83	75.688	5.0%

#55 q18p_1: (Q18 Primary, 1st). Why do you think the frequency of intera

Information	[type=discrete] [format=numeric] [valid=275] [valid(weighted)=263.295] [range=1-999]			
Definition	Why do you think the frequency of interaction has decreased?			
Security	Public			
Value	Label	Cases	Weighted	Percentage (weighted)
1	Married	3	2.443	0.9%
2	No time	46	44.493	16.9%
3	Transport issues	2	1.649	0.6%
4	They live far off	29	24.175	9.2%
5	Due to disease / health	8	5.798	2.2%
6	Expensive tickets, travel fare	36	36.247	13.8%
7	Financial embarrassments (money shortage)	83	81.465	30.9%
8	Expensive intercity communication	5	5.523	2.1%
9	Nowadays each regards only himself	7	8.633	3.3%

File database_kaz (cont.)

#55 q18p_1: (Q18 Primary, 1st). Why do you think the frequency of intera (cont.)

Value (cont.)	Label	Cases	Weighted	Percentage (weighted)
10	Children have grown up, they live their own lives, grandchil	4	2.482	0.9%
11	Home duties, household	3	6.275	2.4%
12	Many problems	1	1.93	0.7%
13	Insufficient means to receive guests	1	1.398	0.5%
14	Due to age, old age	10	10.822	4.1%
15	Economic embarrassments	4	3.107	1.2%
16	Much work	7	5.294	2.0%
17	Misunderstanding of relatives	4	2.304	0.9%
19	Family conflicts	1	0.521	0.2%
21	Transport unavailable, hard to get to	3	1.488	0.6%
23	I don't want to burden my relatives with my problems	1	0.558	0.2%
25	Contact only in special cases (problems)	1	1.364	0.5%
26	One should apply for visas, to arrange documents (it takes m	1	0.415	0.2%
27	Well-to-do relatives do not help	1	1.441	0.5%
29	No money for presents	1	0.853	0.3%
30	Difficulties due to the border	2	0.933	0.4%
31	Nowhere to go (relatives have died)/no relatives	2	0.552	0.2%
33	Passport unavailable	1	0.829	0.3%
34	Incapable to help materially	1	0.768	0.3%
35	Not admitted to Uzbekistan	1	1.709	0.6%
997	Answer besides the point	2	1.683	0.6%
999	DK/NR	4	6.145	2.3%
Sysmiss		1225	1236.705	

#56 q18p_2: (Q18 Primary, 2nd). Why do you think the frequency of intera

Information		[type=discrete] [format=numeric] [valid=70] [valid(weighted)=67.849] [range=2-33]		
Security		Public		
Value	Label	Cases	Weighted	Percentage (weighted)
2	No time	8	6.315	9.3%
3	Transport issues	1	2.087	3.1%
4	They live far off	3	2.099	3.1%
5	Due to disease / health	3	3.052	4.5%
6	Expensive tickets, travel fare	5	5.249	7.7%
7	Financial embarrassments (money shortage)	18	15.555	22.9%
8	Expensive intercity communication	8	8.747	12.9%
9	Nowadays each regards only himself	1	1.806	2.7%
12	Many problems	1	1.801	2.7%
14	Due to age, old age	1	0.958	1.4%
16	Much work	1	0.476	0.7%

File database_kaz (cont.)

#56 q18p_2: (Q18 Primary, 2nd). Why do you think the frequency of intera (cont.)

Value (cont.)	Label	Cases	Weighted	Percentage (weighted)
18	Customs obstacles	3	4.731	7.0%
20	Vacations are not given	3	1.507	2.2%
22	Expensive post services	3	3.209	4.7%
24	Letters do not reach the addressee	1	0.458	0.7%
26	One should apply for visas, to arrange documents (it takes m	3	2.467	3.6%
27	Well-to-do relatives do not help	1	0.787	1.2%
28	No wish to contact	1	0.984	1.5%
29	No money for presents	2	3.887	5.7%
31	Nowhere to go (relatives have died)/no relatives	1	0.263	0.4%
32	Expensive food to lay the table	1	0.72	1.1%
33	Passport unavailable	1	0.689	1.0%
Sysmiss		1430	1432.151	

#57 q18p_3: (Q18 Primary, 3rd). Why do you think the frequency of intera

Information	[type=discrete] [format=numeric] [valid=2] [valid(weighted)=2.347] [range=4-7]			
Security	Public			
Value	Label	Cases	Weighted	Percentage (weighted)
4	They live far off	1	1.658	70.6%
7	Financial embarrassments (money shortage)	1	0.689	29.4%
Sysmiss		1498	1497.653	

#58 q18_1: (Q18 Secondary, 1st). Why do you think the frequency of inte

Information	[type=discrete] [format=numeric] [valid=275] [valid(weighted)=263.295] [range=1-99]			
Security	Public			
Value	Label	Cases	Weighted	Percentage (weighted)
1	Shortage or unavailability of money	131	129.363	49.1%
2	Shortage or unavailability of time	57	56.476	21.4%
3	Transport issues	34	27.312	10.4%
4	Personal or familial difficulties (health condition, old age	25	22.065	8.4%
5	Alienation or deterioration of relations with relatives	17	15.418	5.9%
6	Difficulties to cross the border	3	2.642	1.0%
7	Other	2	2.193	0.8%
97	Answer misses the point	2	1.683	0.6%
99	DK/NR	4	6.145	2.3%
Sysmiss		1225	1236.705	

File database_kaz (cont.)

#59 q18_2: (Q18 Secondary, 2nd). Why do you think the frequency of inte

Information	[type=discrete] [format=numeric] [valid=50] [valid(weighted)=46.821] [range=1-7]			
Security	Public			
Value	Label	Cases	Weighted	Percentage (weighted)
1	Shortage or unavailability of money	20	19.591	41.8%
2	Shortage or unavailability of time	10	7.123	15.2%
3	Transport issues	4	3.758	8.0%
4	Personal or familial difficulties (health condition, old age)	5	5.385	11.5%
5	Alienation or deterioration of relations with relatives	3	3.578	7.6%
6	Difficulties to cross the border	3	4.731	10.1%
7	Other	5	2.655	5.7%
Sysmiss		1450	1453.179	

#60 q19: (Q19). Generally speaking, do you think that most people can

Information	[type=discrete] [format=numeric] [valid=1500] [valid(weighted)=1500] [range=1-9]			
Literal question	Generally speaking, do you think that most people can be trusted, or that you should be too careful in dealing with people?			
Security	Public			
Value	Label	Cases	Weighted	Percentage (weighted)
1	People can be trusted	516	526.706	35.1%
2	Should be very careful in dealing with people	908	900.71	60.0%
9	DK/NR	76	72.584	4.8%

#61 q20: (Q20). In the past 12 months did you participate in any unpa

Information	[type=discrete] [format=numeric] [valid=1500] [valid(weighted)=1500] [range=1-9]			
Literal question	In the past 12 months did you participate in any unpaid communal activities (such as beautification of the neighborhood)?			
Security	Public			
Value	Label	Cases	Weighted	Percentage (weighted)
1	Yes	216	204.799	13.7%
2	No	1247	1256.898	83.8%
9	DK/NR	37	38.302	2.6%

#62 q21p_1: (Q21 Primary, 1st). What exactly did you do in these communa

Information	[type=discrete] [format=numeric] [valid=216] [valid(weighted)=204.799] [range=1-40]			
Literal question	What exactly did you do in these communal activities?			
Security	Public			
Value	Label	Cases	Weighted	Percentage (weighted)
1	Territory's cleaning	118	112.401	54.9%

File database_kaz (cont.)

#62 q21p_1: (Q21 Primary, 1st). What exactly did you do in these communa (cont.)

Value (cont.)	Label	Cases	Weighted	Percentage (weighted)
2	Cleaning in entrances of blocks of houses	5	4.522	2.2%
3	I personally organized collective works	2	1.486	0.7%
4	Collective works (subbotnic)	33	33.231	16.2%
5	Planted flowers, bushes, trees	2	1.784	0.9%
6	Arranged free feasts	1	0.96	0.5%
7	Painted the fence	1	0.696	0.3%
8	City Day preparation	1	2.162	1.1%
9	Cleaned water canals	4	4.942	2.4%
11	School's territory cleaning	4	2.749	1.3%
12	Collected clothes and gave as humanitarian aid	1	0.754	0.4%
13	Whitening	1	0.377	0.2%
14	Destroyed houses	1	0.754	0.4%
15	Streets improvement	17	19.91	9.7%
17	Deputy electioneering campaign	5	1.342	0.7%
18	Wrote a letter to the Deputy on transport communication irre	1	0.251	0.1%
20	The cemetery's cleaning	1	1.364	0.7%
21	Organized concerts	1	0.458	0.2%
23	Put glasses in windows` frames at school	1	0.591	0.3%
26	Payment and water pump condition control	1	0.455	0.2%
27	Smoothed down the gravel along the road	2	1.247	0.6%
28	Picked up garbage	2	1.389	0.7%
29	School maintenance	2	2.181	1.1%
31	Cleaned canals	2	2.039	1.0%
32	Asphalted the road	1	0.623	0.3%
33	Streets improvement	1	1.138	0.6%
34	Organized preparation for the feast	1	1.197	0.6%
35	Maintenance of the entrance of houses` blocks	1	1.264	0.6%
37	Planted trees, laid out the park	1	0.365	0.2%
38	Maintained the roof	1	0.384	0.2%
40	Installed water pipeline	1	1.786	0.9%
Sysmiss		1284	1295.201	

#63 q21p_2: (Q21 Primary, 2nd). What exactly did you do in these communa

Information	[type=discrete] [format=numeric] [valid=33] [valid(weighted)=26.204] [range=1-39]			
Literal question	What exactly did you do in these communal activities?			
Security	Public			
Value	Label	Cases	Weighted	Percentage (weighted)
1	Territory's cleaning	10	8.124	31.0%
2	Cleaning in entrances of blocks of houses	1	1.13	4.3%
3	I personally organized collective works	1	0.72	2.7%

File database_kaz (cont.)

#63 q21p_2: (Q21 Primary, 2nd). What exactly did you do in these communa (cont.)

Value (cont.)	Label	Cases	Weighted	Percentage (weighted)
4	Collective works (subbotnic)	4	2.697	10.3%
5	Planted flowers, bushes, trees	1	1.114	4.3%
7	Painted the fence	2	0.803	3.1%
10	Bridges repair	1	2.401	9.2%
13	Whitening	3	2.873	11.0%
15	Streets improvement	1	0.251	1.0%
19	Street illumination	1	0.502	1.9%
22	Children`s festivals	1	0.458	1.7%
24	Dismantled the walls	1	0.591	2.3%
27	Smoothed down the gravel along the road	1	0.623	2.4%
28	Picked up garbage	1	0.853	3.3%
30	Trees planting	1	0.623	2.4%
35	Maintenance of the entrance of houses` blocks	1	1.264	4.8%
36	Trees cutting and whitening	1	0.79	3.0%
39	Replaced pipes in the basement	1	0.384	1.5%
Sysmiss		1467	1473.796	

#64 q21p_3: (Q21 Primary, 3rd). What exactly did you do in these communa

Information	[type=discrete] [format=numeric] [valid=4] [valid(weighted)=4.137] [range=13-31]			
Literal question	What exactly did you do in these communal activities?			
Security	Public			
Value	Label	Cases	Weighted	Percentage (weighted)
13	Whitening	1	1.13	27.3%
25	Re-made akimat	1	0.591	14.3%
30	Trees planting	1	1.793	43.3%
31	Cleaned canals	1	0.623	15.1%
Sysmiss		1496	1495.863	

#65 q21_1: (Q21 Secondary, 1st). What exactly did you do in these commu

Information	[type=discrete] [format=numeric] [valid=216] [valid(weighted)=204.799] [range=1-4]			
Literal question	What exactly did you do in these communal activities?			
Security	Public			
Value	Label	Cases	Weighted	Percentage (weighted)
1	Plain works regarding the territory`s cleaning	189	184.697	90.2%
2	Complex works orientated towards dwelling infrastructure im	8	6.094	3.0%
3	Works (including construction) towards social and cultural i	8	6.885	3.4%
4	Other, including organization of feasts, concerts,	11	7.123	3.5%

File database_kaz (cont.)

#65 q21_1: (Q21 Secondary, 1st). What exactly did you do in these commu (cont.)

Value (cont.)	Label	Cases	Weighted	Percentage (weighted)
Sysmiss		1284	1295.201	

#66 q21_2: (Q21 Secondary, 2nd). What exactly did you do in these commu

Information	[type=discrete] [format=numeric] [valid=9] [valid(weighted)=8.524] [range=1-2]			
Literal question	What exactly did you do in these communal activities?			
Security	Public			
Value	Label	Cases	Weighted	Percentage (weighted)
1	Plain works regarding the territory's cleaning	2	1.286	15.1%
2	Complex works orientated towards dwelling infrastructure im	7	7.238	84.9%
Sysmiss		1491	1491.476	

#67 q22p_1: (Q22 Primary, 1st). In your opinion, what are the three most

Information	[type=discrete] [format=numeric] [valid=1500] [valid(weighted)=1500] [range=1-998]			
Literal question	In your opinion, what are the three most critical issues that people in your village/city faces today?			
Security	Public			
Value	Label	Cases	Weighted	Percentage (weighted)
1	Poor motorways	50	42.514	2.8%
2	Transport problem	30	30.497	2.0%
3	Shortage of work (vacancies)	19	27.798	1.9%
5	The youth unemployment	39	44.07	2.9%
6	Unemployment	328	343.106	22.9%
7	Poor water quality (ecology)	24	16.676	1.1%
8	Expensive food prices	19	18.092	1.2%
10	Crime (theft fraud, cheating)	13	17.347	1.2%
11	Ecology (poor soil)	59	52.145	3.5%
12	Drugs - distribution	1	1.392	0.1%
13	Many homeless people (vagabonds)	3	2.839	0.2%
14	Low level of medical services	6	5.262	0.4%
15	Expensive university education	8	11.445	0.8%
17	Motorways unavailable	1	0.721	0.0%
18	Water supply, water unavailable (ported/drinkable)	104	84.41	5.6%
20	Poor educational level	7	7.848	0.5%
21	Inflation	1	0.502	0.0%
22	Low wages	52	50.399	3.4%
23	Hot water supply unavailable	2	3.112	0.2%
24	Poverty	14	12.272	0.8%
25	Youth issues	1	0.371	0.0%
26	Low schooling level	1	0.516	0.0%

File database_kaz (cont.)

#67 q22p_1: (Q22 Primary, 1st). In your opinion, what are the three most (cont.)

Value (cont.)	Label	Cases	Weighted	Percentage (weighted)
27	Jams at roads	4	5.413	0.4%
28	Water pipeline unavailable	18	17.085	1.1%
29	Poor housing conditions	2	0.931	0.1%
30	Drugs addiction	6	6.961	0.5%
31	Leisure place unavailable for youth	6	7.603	0.5%
32	Low pensions	39	29.806	2.0%
33	Alcoholism	8	10.467	0.7%
35	Expensive travel fares (car, train, plane)	6	7.888	0.5%
37	Nowhere to get treatment, hospitals unavailable	10	7.815	0.5%
38	Expensive medical services	8	4.616	0.3%
39	Plants and factories stand still	1	1.831	0.1%
41	Youth's bad upbringing	2	2.343	0.2%
43	Corruption	19	16.003	1.1%
45	Low foodstuff quality	3	5.493	0.4%
46	Unavailability of children's circles, sports clubs, cinemas	4	5.222	0.3%
48	Insufficient money to purchase expensive wares	1	0.696	0.0%
49	Garbage is not picked up (few containers)	6	7.027	0.5%
50	Poor social security / allowances unavailable	13	13.407	0.9%
52	No dwelling (for all)	2	1.85	0.1%
55	Playing grounds not equipped	1	0.677	0.0%
56	Low living standards, normal living conditions unavailable	16	20.372	1.4%
57	Expensive municipal services	17	18.205	1.2%
58	Municipal services unavailable	1	0.696	0.0%
61	Problematic to get employed / find a job	5	4.748	0.3%
65	Housing shortage	1	0.54	0.0%
66	Impossibility to acquire dwelling (costliness)	9	8.964	0.6%
68	Economy stabilization and growth, conservation	3	2.805	0.2%
70	Housing problems	25	22.116	1.5%
71	Agriculture undeveloped	1	1.13	0.1%
72	The houses' pulling down problem	1	0.696	0.0%
74	Gas-polluted air in the city	6	8.19	0.5%
77	Industry undeveloped	2	2.233	0.1%
83	Money shortage	17	16.87	1.1%
86	High prices/expensiveness	17	18.151	1.2%
87	Pensioners are not attended to	2	1.904	0.1%
88	Environment protection	4	5.851	0.4%
90	Constitutional rights of individual are not observed	2	4.06	0.3%
91	Leisure organization unavailable	3	1.729	0.1%
92	Expensive benzene	1	0.458	0.0%
94	Forage issues (expensive, no hay)	4	3.053	0.2%

File database_kaz (cont.)

#67 q22p_1: (Q22 Primary, 1st). In your opinion, what are the three most (cont.)

Value (cont.)	Label	Cases	Weighted	Percentage (weighted)
95	Live-stock problems	1	0.48	0.0%
98	Poor municipal services	5	8.035	0.5%
99	DO NOT KNOW	38	40.445	2.7%
100	Overall dirtiness	17	17.698	1.2%
101	Insufficient space for parking	1	2.289	0.2%
102	Expensive education	6	7.212	0.5%
103	Bank services simplification, credit grants	1	1.786	0.1%
104	Shortage of public transport	4	4.779	0.3%
106	Road-transport incidents	7	7.154	0.5%
107	Education	5	4.324	0.3%
108	Public health care	4	3.427	0.2%
109	Water	12	7.212	0.5%
112	Doctors and nurses unavailable	1	0.982	0.1%
115	The city lacks improvement	3	1.811	0.1%
116	Village improvement	7	6.833	0.5%
117	Drinkable water irregular supply	63	64.972	4.3%
118	No children`s allowances	4	6.191	0.4%
120	Municipal network amortization (poor quality municipal servi	11	9.396	0.6%
122	Kindergarten unavailable	2	1.038	0.1%
123	High kindergarten payment	2	1.845	0.1%
125	Installation of gas pipelines in houses (no gas)	29	27.939	1.9%
126	Infringement of the rights of Russian	1	1.398	0.1%
127	Low educational level in universities	1	1.081	0.1%
128	Problematic to find a well-paid job	9	10.203	0.7%
130	Poor government work (law are not executed)	1	0.79	0.1%
133	Lack of understanding	1	0.491	0.0%
135	Wages is given in barter	3	2.687	0.2%
136	Fuel shortage	3	3.162	0.2%
137	Expensive fuel (coal, gas, diesel fuel, oil lubricators)	3	1.733	0.1%
140	Motorway State Inspection does not act	1	0.452	0.0%
142	President`s mandates are not implemented into life at place	1	0.455	0.0%
143	Telephone unavailable	9	6.895	0.5%
144	Taxation issues	3	2.895	0.2%
145	Pharmacies unavailable	4	3.284	0.2%
146	Shops unavailable	2	1.547	0.1%
148	Shortage of vacancies	4	6.413	0.4%
153	Salaries delay	9	5.409	0.4%
154	Social vulnerability	2	1.919	0.1%
155	Water, electricity etc., unavailable	1	1.201	0.1%
159	Pipes replacement	3	4.325	0.3%

File database_kaz (cont.)

#67 q22p_1: (Q22 Primary, 1st). In your opinion, what are the three most (cont.)

Value (cont.)	Label	Cases	Weighted	Percentage (weighted)
163	Many depopulated houses and premises	1	0.774	0.1%
165	Paid manuals /rent	2	4.104	0.3%
168	Necessity to work	1	0.754	0.1%
171	Land issues (wrong distribution)	12	8.46	0.6%
172	To shut down night clubs, youth makes noise at night	4	5.985	0.4%
173	Streets are not illuminated	3	2.946	0.2%
174	To lower age criteria for pensions (revisions)	3	2.718	0.2%
176	Irrigation issue	2	1.617	0.1%
177	Costly medicaments	2	1.293	0.1%
185	Low cultural level	1	2.573	0.2%
187	Children, people have no future	1	1.181	0.1%
189	Heating	4	4.008	0.3%
191	House related problems	1	1.722	0.1%
194	Irregular electricity supply	2	3.438	0.2%
196	Age discrimination at hiring	1	1.355	0.1%
198	Poor illumination	4	2.436	0.2%
210	To build pedestrian crossing (subway, ground)	1	1.353	0.1%
214	Consumers` right	1	1.501	0.1%
218	Trees and bushes` planting (of cities)	1	0.558	0.0%
220	The problem to leave for another state, citizenship	1	0.502	0.0%
226	Electricity unavailable	1	0.833	0.1%
227	Good specialties unavailable	1	0.433	0.0%
242	Lack of akimats` attention	2	2.36	0.2%
252	To remove the market from down town	1	1.831	0.1%
261	Elderly people are not hired	1	0.433	0.0%
263	No decent employment according to specialty	3	5.386	0.4%
265	Flooding owing to subsoil waters	6	5.609	0.4%
268	Restoration of canal gutters	1	0.915	0.1%
269	Laziness	1	1.18	0.1%
270	Mass consciousness has switched into a new way	1	0.935	0.1%
272	Man labour lack in fields	4	5.529	0.4%
273	Electricity equipment and power system`s poor condition	1	1.138	0.1%
277	Noises (disturb, mills)	1	0.958	0.1%
279	Limited school`s capacity, cannot contain all the children	6	3.375	0.2%
287	Poor work of law-and-order protecting bodies	1	0.365	0.0%
288	Low cotton price (price fluctuation)	12	12.986	0.9%
290	Sewage system unavailable	1	1.18	0.1%
293	Dependency from monopoly and lawlessness	1	1.722	0.1%

File database_kaz (cont.)

#67 q22p_1: (Q22 Primary, 1st). In your opinion, what are the three most (cont.)

Value (cont.)	Label	Cases	Weighted	Percentage (weighted)
297	Few Russian schools, schooling chiefly in Kazakh	1	0.768	0.1%
298	Self-government unavailable	1	0.768	0.1%
997	No problems	26	28.804	1.9%
998	NO RESPONSE	17	21.788	1.5%

#68 q22p_2: (Q22 Primary, 2nd). In your opinion, what are the three most

Information	[type=discrete] [format=numeric] [valid=1194] [valid(weighted)=1176.007] [range=1-302]			
Literal question	In your opinion, what are the three most critical issues that people in your village/city faces today?			
Security	Public			
Value	Label	Cases	Weighted	Percentage (weighted)
1	Poor motorways	53	50.3	4.3%
2	Transport problem	32	34.587	2.9%
3	Shortage of work (vacancies)	6	5.824	0.5%
4	Pensions delay	2	4.767	0.4%
5	The youth unemployment	15	14.42	1.2%
6	Unemployment	120	115.192	9.8%
7	Poor water quality (ecology)	16	12.213	1.0%
8	Expensive food prices	24	20.176	1.7%
10	Crime (theft fraud, cheating)	16	17.31	1.5%
11	Ecology (poor soil)	37	32.428	2.8%
12	Drugs - distribution	1	0.476	0.0%
13	Many homeless people (vagabonds)	1	2.03	0.2%
14	Low level of medical services	16	11.666	1.0%
15	Expensive university education	10	11.848	1.0%
18	Water supply, water unavailable (ported/drinkable)	52	45.929	3.9%
19	Problematic to get good education	2	3.044	0.3%
20	Poor educational level	3	4.156	0.4%
21	Inflation	2	2.147	0.2%
22	Low wages	53	51.392	4.4%
23	Hot water supply unavailable	1	0.893	0.1%
24	Poverty	8	7.17	0.6%
25	Youth issues	7	8.572	0.7%
26	Low schooling level	1	1.422	0.1%
27	Jams at roads	6	7.615	0.6%
28	Water pipeline unavailable	12	13.395	1.1%
29	Poor housing conditions	1	0.96	0.1%
30	Drugs addiction	3	5.608	0.5%
31	Leisure place unavailable for youth	12	10.032	0.9%
32	Low pensions	33	23.953	2.0%
33	Alcoholism	7	9.621	0.8%

File database_kaz (cont.)

#68 q22p_2: (Q22 Primary, 2nd). In your opinion, what are the three most (cont.)

Value (cont.)	Label	Cases	Weighted	Percentage (weighted)
35	Expensive travel fares (car, train, plane)	6	8.364	0.7%
37	Nowhere to get treatment, hospitals unavailable	11	9.83	0.8%
38	Expensive medical services	13	11.634	1.0%
40	Metro unavailable	2	1.711	0.1%
41	Youth's bad upbringing	4	5.424	0.5%
43	Corruption	7	12.057	1.0%
45	Low foodstuff quality	2	2.574	0.2%
46	Unavailability of children's circles, sports clubs, cinemas	10	8.262	0.7%
48	Insufficient money to purchase expensive wares	1	1.501	0.1%
49	Garbage is not picked up (few containers)	7	7.249	0.6%
50	Poor social security / allowances unavailable	13	12.794	1.1%
51	Undeveloped economy, feeble economic policy	4	9.174	0.8%
52	No dwelling (for all)	4	5.566	0.5%
53	Poor health	2	1.732	0.1%
55	Playing grounds not equipped	1	1.621	0.1%
56	Low living standards, normal living conditions unavailable	17	21.258	1.8%
57	Expensive municipal services	43	40.749	3.5%
58	Municipal services unavailable	1	0.696	0.1%
59	Provision of municipal services	1	0.696	0.1%
61	Problematic to get employed / find a job	5	4.735	0.4%
63	People have grown cruel	1	1.658	0.1%
64	Non-specialists are engaged in construction	1	0.371	0.0%
65	Housing shortage	1	0.348	0.0%
66	Impossibility to acquire dwelling (costliness)	22	20.957	1.8%
68	Economy stabilization and growth, conservation	1	2.144	0.2%
70	Housing problems	9	11.606	1.0%
74	Gas-polluted air in the city	3	3.099	0.3%
80	High interest rates in banks	1	1.501	0.1%
83	Money shortage	17	15.265	1.3%
84	No registration - no employment	1	0.901	0.1%
86	High prices/expensiveness	39	39.807	3.4%
87	Pensioners are not attended to	2	1.275	0.1%
88	Environment protection	2	2.508	0.2%
89	Bank services unavailable for youth	1	1.647	0.1%
90	Constitutional rights of individual are not observed	1	1.831	0.2%
91	Leisure organization unavailable	10	15.278	1.3%
92	Expensive benzene	2	2.839	0.2%
94	Forage issues (expensive, no hay)	11	8.474	0.7%
95	Live-stock problems	2	1.241	0.1%

File database_kaz (cont.)

#68 q22p_2: (Q22 Primary, 2nd). In your opinion, what are the three most (cont.)

Value (cont.)	Label	Cases	Weighted	Percentage (weighted)
96	Diseases	2	3.317	0.3%
98	Poor municipal services	8	7.874	0.7%
100	Overall dirtiness	18	18.056	1.5%
101	Insufficient space for parking	2	1.745	0.1%
102	Expensive education	11	8.772	0.7%
104	Shortage of public transport	6	6.879	0.6%
105	Hooligan acts	2	0.869	0.1%
106	Road-transport incidents	5	5.015	0.4%
107	Education	3	3.138	0.3%
108	Public health care	7	6.194	0.5%
109	Water	10	9.193	0.8%
111	Government cheats on the people	1	0.491	0.0%
112	Doctors and nurses unavailable	1	1.044	0.1%
113	Care after insufficiently provided people	1	0.982	0.1%
116	Village improvement	4	6.903	0.6%
117	Drinkable water irregular supply	38	35.309	3.0%
118	No children`s allowances	10	10.783	0.9%
119	People`s migration	2	2.016	0.2%
120	Municipal network amortization (poor quality municipal servi	4	2.465	0.2%
122	Kindergarten unavailable	16	18.259	1.6%
123	High kindergarten payment	3	2.106	0.2%
125	Installation of gas pipelines in houses (no gas)	29	30.957	2.6%
128	Problematic to find a well-paid job	1	1.398	0.1%
134	Moral and spiritual issues	1	0.36	0.0%
135	Wages is given in barter	2	2.64	0.2%
136	Fuel shortage	5	5.805	0.5%
137	Expensive fuel (coal, gas, diesel fuel, oil lubricators)	15	12.116	1.0%
143	Telephone unavailable	16	11.977	1.0%
144	Taxation issues	1	1.398	0.1%
145	Pharmacies unavailable	6	3.976	0.3%
146	Shops unavailable	4	3.363	0.3%
148	Shortage of vacancies	5	3.5	0.3%
150	Bath house unavailable	2	1.572	0.1%
153	Salaries delay	6	3.061	0.3%
154	Social vulnerability	2	2.39	0.2%
158	National issues	2	2.471	0.2%
159	Pipes replacement	1	0.836	0.1%
163	Many depopulated houses and premises	1	0.516	0.0%
171	Land issues (wrong distribution)	5	4.254	0.4%
172	To shut down night clubs, youth makes noise at night	2	4.737	0.4%
174	To lower age criteria for pensions (revisions)	1	1.672	0.1%

File database_kaz (cont.)

#68 q22p_2: (Q22 Primary, 2nd). In your opinion, what are the three most (cont.)

Value (cont.)	Label	Cases	Weighted	Percentage (weighted)
176	Irrigation issue	7	4.744	0.4%
177	Costly medicaments	4	3.106	0.3%
181	Equipment shortage (for land cultivation, combines machines)	1	0.421	0.0%
185	Low cultural level	1	1.13	0.1%
187	Children, people have no future	2	3.724	0.3%
189	Heating	2	0.924	0.1%
193	No city improvement	1	1.429	0.1%
194	Irregular electricity supply	14	10.276	0.9%
195	Poor objects protection	1	1.563	0.1%
198	Poor illumination	6	5.561	0.5%
200	The state does not support farmers	1	1.117	0.1%
201	Many unattended children	2	3.253	0.3%
205	Electricity transmittance shafts` deteriorating condition	1	0.538	0.0%
207	Expensive land	1	0.197	0.0%
208	Lies at work	1	0.18	0.0%
209	Irresponsibility of officials	1	0.36	0.0%
210	To build pedestrian crossing (subway, ground)	1	0.502	0.0%
211	Expensive fertilizers	1	1.033	0.1%
212	Secondary school unavailable	3	2.153	0.2%
213	Low service	1	0.677	0.1%
218	Trees and bushes` planting (of cities)	1	1.117	0.1%
222	Semaphores` shortage (do not function)	2	3.184	0.3%
224	Radio+ÔÂ broadcasts chiefly in Kazakh	1	0.251	0.0%
226	Electricity unavailable	3	1.905	0.2%
229	Post office unavailable	2	2.413	0.2%
232	The unemployed do not receive unemployment allowance	1	1.667	0.1%
233	Poor telephone service quality	1	0.909	0.1%
235	Elevators problems	1	1.672	0.1%
242	Lack of akimats` attention	3	2.501	0.2%
243	Public WC insufficient in number	1	1.117	0.1%
246	Schools` financing	1	0.558	0.0%
249	Youth is not attended to	1	0.915	0.1%
251	Expensive electricity	1	1.93	0.2%
258	Chemical raw materials processing	1	1.733	0.1%
260	Expensive gas	1	0.853	0.1%
263	No decent employment according to specialty	1	0.853	0.1%
265	Flooding owing to subsoil waters	1	0.623	0.1%
267	Recreation park unavailable	1	1.247	0.1%
269	Laziness	1	0.935	0.1%
272	Man labour lack in fields	2	2.313	0.2%

File database_kaz (cont.)

#68 q22p_2: (Q22 Primary, 2nd). In your opinion, what are the three most (cont.)

Value (cont.)	Label	Cases	Weighted	Percentage (weighted)
275	Long queues to receive a pension	1	1.138	0.1%
276	Houses' basements cleaning	1	1.793	0.2%
279	Limited school's capacity, cannot contain all the children	5	3.574	0.3%
284	Militia's arbitrariness	1	0.72	0.1%
286	Trees cutting off	1	1.441	0.1%
288	Low cotton price (price fluctuation)	4	4.694	0.4%
289	No employment without citizenship	1	0.973	0.1%
290	Sewage system unavailable	1	2.95	0.3%
291	Indifference, pessimism towards solution of one's own and ot	1	1.18	0.1%
292	Poor soil (salty)	2	3.725	0.3%
296	Few trees, few kinds, only elms	1	0.768	0.1%
299	Ignorance of people in solution of their problems	1	0.768	0.1%
302	No greenery and birds	1	0.768	0.1%
Sysmiss		306	323.993	

#69 q22p_3: (Q22 Primary, 3rd). In your opinion, what are the three most

Information	[type=discrete] [format=numeric] [valid=822] [valid(weighted)=812.265] [range=1-300]			
Literal question	In your opinion, what are the three most critical issues that people in your village/city faces today?			
Security	Public			
Value	Label	Cases	Weighted	Percentage (weighted)
1	Poor motorways	28	21.667	2.7%
2	Transport problem	26	24.843	3.1%
3	Shortage of work (vacancies)	11	12.539	1.5%
5	The youth unemployment	14	17.196	2.1%
6	Unemployment	65	62.805	7.7%
7	Poor water quality (ecology)	11	6.441	0.8%
8	Expensive food prices	22	15.937	2.0%
10	Crime (theft fraud, cheating)	15	14.57	1.8%
11	Ecology (poor soil)	21	14.758	1.8%
13	Many homeless people (vagabonds)	2	2.854	0.4%
14	Low level of medical services	19	20.085	2.5%
15	Expensive university education	7	8.445	1.0%
16	Workers work everywhere over 8 hours	1	1.486	0.2%
17	Motorways unavailable	1	0.696	0.1%
18	Water supply, water unavailable (ported/drinkable)	11	10.76	1.3%
20	Poor educational level	4	3.191	0.4%
22	Low wages	31	36.57	4.5%
23	Hot water supply unavailable	2	2.482	0.3%
24	Poverty	6	6.802	0.8%

File database_kaz (cont.)

#69 q22p_3: (Q22 Primary, 3rd). In your opinion, what are the three most (cont.)

Value (cont.)	Label	Cases	Weighted	Percentage (weighted)
25	Youth issues	10	10.526	1.3%
27	Jams at roads	3	2.574	0.3%
28	Water pipeline unavailable	3	1.814	0.2%
29	Poor housing conditions	3	1.729	0.2%
30	Drugs addiction	5	5.627	0.7%
31	Leisure place unavailable for youth	8	11.037	1.4%
32	Low pensions	20	18.084	2.2%
33	Alcoholism	9	8.944	1.1%
34	Nobody works with youth in terms of upbringing	1	0.371	0.0%
35	Expensive travel fares (car, train, plane)	6	2.401	0.3%
36	In the city in summer there is shortage of soda water	1	0.371	0.0%
37	Nowhere to get treatment, hospitals unavailable	20	17.565	2.2%
38	Expensive medical services	11	8.577	1.1%
39	Plants and factories stand still	1	0.915	0.1%
41	Youth's bad upbringing	2	2.241	0.3%
42	No ideology	1	1.501	0.2%
43	Corruption	6	4.924	0.6%
45	Low foodstuff quality	2	1.831	0.2%
46	Unavailability of children's circles, sports clubs, cinemas	11	12.601	1.6%
49	Garbage is not picked up (few containers)	14	17.576	2.2%
50	Poor social security / allowances unavailable	15	15.881	2.0%
51	Undeveloped economy, feeble economic policy	1	0.735	0.1%
52	No dwelling (for all)	2	1.68	0.2%
53	Poor health	1	0.415	0.1%
55	Playing grounds not equipped	1	0.823	0.1%
56	Low living standards, normal living conditions unavailable	12	9.407	1.2%
57	Expensive municipal services	19	24.503	3.0%
61	Problematic to get employed / find a job	5	7.642	0.9%
63	People have grown cruel	1	0.371	0.0%
65	Housing shortage	2	1.6	0.2%
66	Impossibility to acquire dwelling (costliness)	4	3.314	0.4%
69	Security protection	1	0.433	0.1%
70	Housing problems	7	6.261	0.8%
72	The houses' pulling down problem	1	0.696	0.1%
74	Gas-polluted air in the city	3	5.307	0.7%
77	Industry undeveloped	1	0.823	0.1%
80	High interest rates in banks	1	0.696	0.1%
81	Bureaucracy	2	1.301	0.2%
83	Money shortage	7	9.296	1.1%
84	No registration - no employment	1	1.398	0.2%

File database_kaz (cont.)

#69 q22p_3: (Q22 Primary, 3rd). In your opinion, what are the three most (cont.)

Value (cont.)	Label	Cases	Weighted	Percentage (weighted)
86	High prices/expensiveness	23	25.89	3.2%
87	Pensioners are not attended to	2	1.168	0.1%
90	Constitutional rights of individual are not observed	1	1.353	0.2%
91	Leisure organization unavailable	6	5.113	0.6%
92	Expensive benzene	2	2.577	0.3%
93	US dollar`s fall down	1	1.044	0.1%
94	Forage issues (expensive, no hay)	4	3.341	0.4%
95	Live-stock problems	1	0.833	0.1%
96	Diseases	1	0.96	0.1%
98	Poor municipal services	5	2.838	0.3%
100	Overall dirtiness	10	14.055	1.7%
102	Expensive education	7	7.472	0.9%
103	Bank services simplification, credit grants	1	1.722	0.2%
104	Shortage of public transport	2	1.655	0.2%
107	Education	1	1.044	0.1%
108	Public health care	8	4.632	0.6%
109	Water	5	4.721	0.6%
112	Doctors and nurses unavailable	2	0.993	0.1%
113	Care after insufficiently provided people	1	1.201	0.1%
115	The city lacks improvement	1	1.244	0.2%
116	Village improvement	5	5.499	0.7%
117	Drinkable water irregular supply	12	13.158	1.6%
118	No children`s allowances	4	5.458	0.7%
120	Municipal network amortization (poor quality municipal servi	6	6.858	0.8%
122	Kindergarten unavailable	15	14.562	1.8%
123	High kindergarten payment	4	4.265	0.5%
125	Installation of gas pipelines in houses (no gas)	10	12.007	1.5%
128	Problematic to find a well-paid job	1	0.384	0.0%
136	Fuel shortage	8	6.999	0.9%
137	Expensive fuel (coal, gas, diesel fuel, oil lubricators)	14	9.403	1.2%
143	Telephone unavailable	11	6.99	0.9%
144	Taxation issues	1	0.768	0.1%
145	Pharmacies unavailable	3	2.502	0.3%
146	Shops unavailable	5	5.385	0.7%
148	Shortage of vacancies	2	3.488	0.4%
150	Bath house unavailable	4	3.633	0.4%
151	Hairdresser`s /Barber`s unavailable	3	2.867	0.4%
153	Salaries delay	6	5.13	0.6%
154	Social vulnerability	5	4.933	0.6%
158	National issues	1	0.54	0.1%
159	Pipes replacement	1	1.672	0.2%

File database_kaz (cont.)

#69 q22p_3: (Q22 Primary, 3rd). In your opinion, what are the three most (cont.)

Value (cont.)	Label	Cases	Weighted	Percentage (weighted)
164	Canteens unavailable	1	0.754	0.1%
171	Land issues (wrong distribution)	5	3.926	0.5%
172	To shut down night clubs, youth makes noise at night	1	1.93	0.2%
173	Streets are not illuminated	4	4.755	0.6%
174	To lower age criteria for pensions (revisions)	2	1.968	0.2%
176	Irrigation issue	1	1.197	0.1%
177	Costly medicaments	7	5.132	0.6%
180	Hot lunches unavailable at school	1	0.754	0.1%
181	Equipment shortage (for land cultivation, combines machines)	2	1.955	0.2%
184	Teachers of English unavailable at school	1	0.754	0.1%
185	Low cultural level	1	1.117	0.1%
186	Clubs` and hospitals` premises are destroyed	1	1.289	0.2%
187	Children, people have no future	1	1.429	0.2%
188	Local authorities do not act	2	2.859	0.4%
189	Heating	3	3.816	0.5%
191	House related problems	1	1.054	0.1%
194	Irregular electricity supply	5	4.498	0.6%
198	Poor illumination	4	3.924	0.5%
201	Many unattended children	1	1.081	0.1%
202	Library unavailable	2	1.884	0.2%
205	Electricity transmittance shafts` deteriorating condition	1	0.538	0.1%
207	Expensive land	1	1.247	0.2%
213	Low service	1	1.353	0.2%
214	Consumers` right	1	1.501	0.2%
218	Trees and bushes` planting (of cities)	7	10.519	1.3%
220	The problem to leave for another state, citizenship	2	1.265	0.2%
222	Semaphores` shortage (do not function)	1	1.831	0.2%
223	Many kiosks, where alcohol drinks are sold	2	1.209	0.1%
224	Radio+ÔÂ broadcasts chiefly in Kazakh	1	0.251	0.0%
226	Electricity unavailable	3	2.61	0.3%
229	Post office unavailable	2	0.953	0.1%
230	Long distances to school	1	0.476	0.1%
235	Elevators problems	1	2.508	0.3%
236	Explosions at mining deposits, dust	3	2.75	0.3%
237	Universities unavailable	2	2.415	0.3%
240	Land sale	1	1.378	0.2%
250	Dendropark` hand over to private entity	1	0.915	0.1%
255	Privileges to students (travel, nutrition etc)	2	3.662	0.5%
260	Expensive gas	3	2.053	0.3%
263	No decent employment according to specialty	1	0.569	0.1%

File database_kaz (cont.)

#69 q22p_3: (Q22 Primary, 3rd). In your opinion, what are the three most (cont.)

Value (cont.)	Label	Cases	Weighted	Percentage (weighted)
272	Man labour lack in fields	2	2.216	0.3%
274	Money for bride (kalim) unavailable	1	0.824	0.1%
275	Long queues to receive a pension	1	1.422	0.2%
279	Limited school's capacity, cannot contain all the children	2	1.787	0.2%
288	Low cotton price (price fluctuation)	1	3.445	0.4%
290	Sewage system unavailable	2	2.95	0.4%
291	Indifference, pessimism towards solution of one's own and ot	1	2.573	0.3%
295	Failures in life among the growing generation	1	1.153	0.1%
296	Few trees, few kinds, only elms	1	0.768	0.1%
300	Kazakh national dishes lack popularity	1	0.768	0.1%
Sysmiss		678	687.735	

#70 q22_1: (Q22 Secondary, 1st). In your opinion, what are the three mo

Information	[type=discrete] [format=numeric] [valid=1500] [valid(weighted)=1500] [range=1-99]			
Literal question	In your opinion, what are the three most critical issues that people in your village/city faces today?			
Security	Public			
Value	Label	Cases	Weighted	Percentage (weighted)
1	Unemployment, vacancies shortage, including due to registrat	400	433.309	28.9%
2	Water supply problem	223	191.972	12.8%
3	Low wages, social allowances, delay in their payment	129	118.102	7.9%
4	Poverty, basic goods and services` high prices, low social s	148	150.814	10.1%
5	Low motorways quality and their servicing, shortage of publi	100	95.377	6.4%
6	Ecology and sanitation condition	109	108.578	7.2%
7	Infrastructure municipal services (gas, electricity, fuel, t	80	80.448	5.4%
8	Lack or unavailability of public and children`s institutions	18	17.815	1.2%
9	Diseases and inadequate health care institutions services	25	20.77	1.4%
10	inaccessibility and low vocational education level	24	22.449	1.5%
11	Crime, drugs addiction, alcoholism	28	36.167	2.4%
12	Economy, finance, industry, agriculture development issues	52	52.038	3.5%
13	Discontent with authorities, corruption, undeveloped democra	28	25.252	1.7%
14	Youth issues, its rearing and access to education	4	3.895	0.3%
15	Housing shortage	38	34.166	2.3%
16	Other, including alienation, nationalism. Low	13	17.811	1.2%

File database_kaz (cont.)

#70 q22_1: (Q22 Secondary, 1st). In your opinion, what are the three mo (cont.)

Value (cont.)	Label	Cases	Weighted	Percentage (weighted)
	cultur			
97	No problems	26	28.804	1.9%
98	NO RESPONSE	17	21.788	1.5%
99	HARD TO ANSWER	38	40.445	2.7%

#71 q22_2: (Q22 Secondary, 2nd). In your opinion, what are the three mo

Information	[type=discrete] [format=numeric] [valid=1154] [valid(weighted)=1135.458] [range=1-16]			
Literal question	In your opinion, what are the three most critical issues that people in your village/city faces today?			
Security	Public			
Value	Label	Cases	Weighted	Percentage (weighted)
1	Unemployment, vacancies shortage, including due to registrat	162	155.362	13.7%
2	Water supply problem	140	124.733	11.0%
3	Low wages, social allowances, delay in their payment	118	109.365	9.6%
4	Poverty, basic goods and services` high prices, low social s	200	202.825	17.9%
5	Low motorways quality and their servicing, shortage of publi	100	98.284	8.7%
6	Ecology and sanitation condition	68	66.462	5.9%
7	Infrastructure municipal services (gas, electricity, fuel, t	96	89.927	7.9%
8	Lack or unavailability of public and children`s institutions	62	65.201	5.7%
9	Diseases and inadequate health care institutions services	49	40.991	3.6%
10	inaccessibility and low vocational education level	14	15.334	1.4%
11	Crime, drugs addiction, alcoholism	29	32.331	2.8%
12	Economy, finance, industry, agriculture development issues	37	43.681	3.8%
13	Discontent with authorities, corruption, undeveloped democra	11	14.756	1.3%
14	Youth issues, its rearing and access to education	14	18.636	1.6%
15	Housing shortage	35	37.937	3.3%
16	Other, including alienation, nationalism. Low cultur	19	19.632	1.7%
Sysmiss		346	364.542	

#72 q22_3: (Q22 Secondary, 3rd). In your opinion, what are the three mo

Information	[type=discrete] [format=numeric] [valid=638] [valid(weighted)=631.11] [range=1-16]			
Literal question	In your opinion, what are the three most critical issues that people in your village/city faces today?			
Security	Public			

File database_kaz (cont.)

#72 q22_3: (Q22 Secondary, 3rd). In your opinion, what are the three mo (cont.)

Value	Label	Cases	Weighted	Percentage (weighted)
1	Unemployment, vacancies shortage, including due to registrat	87	92.755	14.7%
2	Water supply problem	35	32.195	5.1%
3	Low wages, social allowances, delay in their payment	63	67.026	10.6%
4	Poverty, basic goods and services` high prices, low social s	96	91.541	14.5%
5	Low motorways quality and their servicing, shortage of publi	53	48.382	7.7%
6	Ecology and sanitation condition	49	55.148	8.7%
7	Infrastructure municipal services (gas, electricity, fuel, t	50	48.746	7.7%
8	Lack or unavailability of public and children`s institutions	43	43.245	6.9%
9	Diseases and inadequate health care institutions services	49	42.962	6.8%
10	inaccessibility and low vocational education level	12	10.42	1.7%
11	Crime, drugs addiction, alcoholism	26	26.849	4.3%
12	Economy, finance, industry, agriculture development issues	21	20.53	3.3%
13	Discontent with authorities, corruption, undeveloped democra	11	10.437	1.7%
14	Youth issues, its rearing and access to education	15	15.721	2.5%
15	Housing shortage	14	11.464	1.8%
16	Other, including alienation, nationalism. Low cultur	14	13.687	2.2%
Sysmiss		862	868.89	

#73 q23: (Q23). Compared to few years ago, do you feel less safe or m

Information	[type=discrete] [format=numeric] [valid=1500] [valid(weighted)=1500] [range=1-9]			
Literal question	Compared to few years ago, do you feel less safe or more safe when you go walking about alone when it is dark?			
Security	Public			
Value	Label	Cases	Weighted	Percentage (weighted)
1	More safe	217	222.656	14.8%
2	About the same	763	766.26	51.1%
3	Less safe	445	445.467	29.7%
9	DK/NR	75	65.617	4.4%

#74 q24: (Q24). Do the local authorities (akimat, village council) ta

Information	[type=discrete] [format=numeric] [valid=1500] [valid(weighted)=1500] [range=1-9]			
Literal question	Do the local authorities (akimat, village council) take interest in and responds to the needs of people in your city/village?			

File database_kaz (cont.)**#74 q24: (Q24). Do the local authorities (akimat, village council) ta** (cont.)

Security		Public		
Value	Label	Cases	Weighted	Percentage (weighted)
1	Always	9	10.609	0.7%
2	Often	112	130.36	8.7%
3	Sometimes	398	390.982	26.1%
4	Rarely	462	467.585	31.2%
5	Never	373	369.326	24.6%
9	DK/NR	146	131.138	8.7%

#75 q25: (Q25). Does the national government take interest in and res

Information		[type=discrete] [format=numeric] [valid=1500] [valid(weighted)=1500] [range=1-9]		
Literal question		Does the national government take interest in and responds to the needs of people in your city/village?		
Security		Public		
Value	Label	Cases	Weighted	Percentage (weighted)
1	Always	12	13.323	0.9%
2	Often	71	83.963	5.6%
3	Sometimes	299	304.48	20.3%
4	Rarely	392	402.682	26.8%
5	Never	500	479.741	32.0%
9	DK/NR	226	215.81	14.4%

#76 q26: (Q26). Are unofficial leaders, people who do not work for ak

Information		[type=discrete] [format=numeric] [valid=1500] [valid(weighted)=1500] [range=1-9]		
Literal question		Are unofficial leaders, people who do not work for akimat or village council, more active in your city or village than akimat or village council?		
Security		Public		
Value	Label	Cases	Weighted	Percentage (weighted)
1	Yes	189	178.154	11.9%
2	No	324	358.414	23.9%
3	NO SUCH LEADERS	700	674.376	45.0%
9	DK/NK	287	289.056	19.3%

#77 q27: (Q27). Do you or anyone in your immediate family receive any

Information		[type=discrete] [format=numeric] [valid=1500] [valid(weighted)=1500] [range=1-9]		
Literal question		Do you or anyone in your immediate family receive any kind of subsidy from the state during the last 12 months excepting pension?		
Security		Public		
Value	Label	Cases	Weighted	Percentage (weighted)
1	Yes	126	124.7	8.3%

File database_kaz (cont.)

#77 q27: (Q27). Do you or anyone in your immediate family receive any (cont.)

Value (cont.)	Label	Cases	Weighted	Percentage (weighted)
2	No	1331	1329.303	88.6%
9	DK/NR	43	45.997	3.1%

#78 q28ap_1: (Q28A Primary, 1st). Who usually resolves disputes and confl

Information	[type=discrete] [format=numeric] [valid=1500] [valid(weighted)=1500] [range=1-99]			
Literal question	Who usually resolves disputes and conflicts within the family?			
Security	Public			
Value	Label	Cases	Weighted	Percentage (weighted)
1	Local authorities	21	26.077	1.7%
2	Respected neighbours or relatives	383	382.082	25.5%
3	Akimat/district deputies council	17	14.982	1.0%
4	Court	31	33.14	2.2%
5	Police	66	52.997	3.5%
6	I myself	22	16.301	1.1%
7	Family members (with the family)	78	101.593	6.8%
10	Parents	1	1.18	0.1%
11	Husband	2	0.404	0.0%
12	We ourselves / They themselves	613	618.562	41.2%
18	Husband and wife	2	1.441	0.1%
20	Father	4	4.81	0.3%
27	Nobody	6	6.236	0.4%
45	Son	1	1.563	0.1%
56	Wife	3	1.802	0.1%
57	Friends	1	0.224	0.0%
98	No conflict	13	13.637	0.9%
99	DK/NR	236	222.971	14.9%

#79 q28ap_2: (Q28A Primary, 2nd). Who usually resolves disputes and confl

Information	[type=discrete] [format=numeric] [valid=44] [valid(weighted)=49.409] [range=2-12]			
Literal question	Who usually resolves disputes and conflicts within the family?			
Security	Public			
Value	Label	Cases	Weighted	Percentage (weighted)
2	Respected neighbours or relatives	10	14.186	28.7%
3	Akimat/district deputies council	4	5.6	11.3%
4	Court	4	3.408	6.9%
5	Police	15	19.787	40.0%
7	Family members (with the family)	1	1.32	2.7%
12	We ourselves / They themselves	10	5.108	10.3%
Sysmiss		1456	1450.591	

File database_kaz (cont.)**#80 q28ap_3: (Q28A Primary, 3rd). Who usually resolves disputes and confl**

Information	[type=discrete] [format=numeric] [valid=12] [valid(weighted)=16.896] [range=3-5]			
Literal question	Who usually resolves disputes and conflicts within the family?			
Security	Public			
Value	Label	Cases	Weighted	Percentage (weighted)
3	Akimat/district deputies council	1	1.236	7.3%
4	Court	1	0.696	4.1%
5	Police	10	14.964	88.6%
Sysmiss		1488	1483.104	

#81 q28ap_4: (Q28A Primary, 4th). Who usually resolves disputes and confl

Information	[type=discrete] [format=numeric] [valid=2] [valid(weighted)=1.932] [range=4-5]			
Literal question	Who usually resolves disputes and conflicts within the family?			
Security	Public			
Value	Label	Cases	Weighted	Percentage (weighted)
4	Court	1	1.236	64.0%
5	Police	1	0.696	36.0%
Sysmiss		1498	1498.068	

#82 q28ap_5: (Q28A Primary, 5th). Who usually resolves disputes and confl

Information	[type=discrete] [format=numeric] [valid=1] [valid(weighted)=1.236] [range=5-5]			
Literal question	Who usually resolves disputes and conflicts within the family?			
Security	Public			
Value	Label	Cases	Weighted	Percentage (weighted)
5	Police	1	1.236	100.0%
Sysmiss		1499	1498.764	

#83 q28a_1: (Q28A Secondary, 1st). Who usually resolves disputes and con

Information	[type=discrete] [format=numeric] [valid=1500] [valid(weighted)=1500] [range=1-9]			
Literal question	Who usually resolves disputes and conflicts within the family?			
Security	Public			
Value	Label	Cases	Weighted	Percentage (weighted)
1	They resolve the conflict on their own	635	634.862	42.3%
2	Respected neighbors or relatives	383	382.082	25.5%
3	Family members (with the family)	91	112.793	7.5%
4	Police	66	52.997	3.5%
5	Akimat, local authorities	38	41.06	2.7%
6	Court	31	33.14	2.2%
7	Other	7	6.459	0.4%

File database_kaz (cont.)**#83 q28a_1: (Q28A Secondary, 1st). Who usually resolves disputes and con** (cont.)

Value (cont.)	Label	Cases	Weighted	Percentage (weighted)
8	No conflict	13	13.637	0.9%
9	DK/NR	236	222.971	14.9%

#84 q28a_2: (Q28A Secondary, 2nd). Who usually resolves disputes and con

Information	[type=discrete] [format=numeric] [valid=44] [valid(weighted)=49.409] [range=1-6]			
Literal question	Who usually resolves disputes and conflicts within the family?			
Security	Public			
Value	Label	Cases	Weighted	Percentage (weighted)
1	They resolve the conflict on their own	10	5.108	10.3%
2	Respected neighbors or relatives	10	14.186	28.7%
3	Family members (with the family)	1	1.32	2.7%
4	Police	16	20.984	42.5%
5	Akimat, local authorities	3	4.403	8.9%
6	Court	4	3.408	6.9%
Sysmiss		1456	1450.591	

#85 q28a_3: (Q28A Secondary, 3rd). Who usually resolves disputes and con

Information	[type=discrete] [format=numeric] [valid=11] [valid(weighted)=15.699] [range=4-6]			
Literal question	Who usually resolves disputes and conflicts within the family?			
Security	Public			
Value	Label	Cases	Weighted	Percentage (weighted)
4	Police	9	13.767	87.7%
6	Court	2	1.932	12.3%
Sysmiss		1489	1484.301	

#86 q28a_4: (Q28A Secondary, 4th). Who usually resolves disputes and con

Information	[type=discrete] [format=numeric] [valid=2] [valid(weighted)=1.932] [range=4-4]			
Literal question	Who usually resolves disputes and conflicts within the family?			
Security	Public			
Value	Label	Cases	Weighted	Percentage (weighted)
4	Police	2	1.932	100.0%
Sysmiss		1498	1498.068	

#87 q28bp_1: (Q28B Primary, 1st). Who usually resolves disputes and confl

Information	[type=discrete] [format=numeric] [valid=1500] [valid(weighted)=1500] [range=1-99]			
Literal question	Who usually resolves disputes and conflicts between families and neighbors?			

File database_kaz (cont.)

#87 q28bp_1: (Q28B Primary, 1st). Who usually resolves disputes and confl (cont.)

Security		Public		
Value	Label	Cases	Weighted	Percentage (weighted)
1	Local authorities	50	61.889	4.1%
2	Respected neighbours or relatives	393	392.834	26.2%
3	Khokimiyat/district council	55	49.612	3.3%
4	Court	112	116.189	7.7%
5	Police	249	235.189	15.7%
6	I myself	1	0.258	0.0%
7	Family members (with the family)	3	6.289	0.4%
10	Parents	1	1.18	0.1%
12	We ourselves / They themselves	236	244.245	16.3%
15	House committee (ellikboshi)	4	2.685	0.2%
32	Aksakals	3	2.691	0.2%
54	Cooperative of apartments` owners	2	1.984	0.1%
98	No conflict	3	2.577	0.2%
99	DK/NR	388	382.377	25.5%

#88 q28bp_2: (Q28B Primary, 2nd). Who usually resolves disputes and confl

Information		[type=discrete] [format=numeric] [valid=165] [valid(weighted)=187.704] [range=2-99]		
Literal question		Who usually resolves disputes and conflicts between families and neighbors?		
Security		Public		
Value	Label	Cases	Weighted	Percentage (weighted)
2	Respected neighbours or relatives	12	19.373	10.3%
3	Khokimiyat/district council	7	12.549	6.7%
4	Court	21	22.093	11.8%
5	Police	103	115.369	61.5%
7	Family members (with the family)	1	1.672	0.9%
12	We ourselves / They themselves	19	15.224	8.1%
15	House committee (ellikboshi)	1	0.244	0.1%
99	DK/NR	1	1.181	0.6%
Sysmiss		1335	1312.296	

#89 q28bp_3: (Q28B Primary, 3rd). Who usually resolves disputes and confl

Information		[type=discrete] [format=numeric] [valid=22] [valid(weighted)=27.574] [range=3-54]		
Literal question		Who usually resolves disputes and conflicts between families and neighbors?		
Security		Public		
Value	Label	Cases	Weighted	Percentage (weighted)
3	Khokimiyat/district council	1	1.236	4.5%
4	Court	2	2.382	8.6%
5	Police	18	23.054	83.6%
54	Cooperative of apartments` owners	1	0.903	3.3%

File database_kaz (cont.)**#89 q28bp_3: (Q28B Primary, 3rd). Who usually resolves disputes and confl** (cont.)

Value (cont.)	Label	Cases	Weighted	Percentage (weighted)
Sysmiss		1478	1472.426	

#90 q28bp_4: (Q28B Primary, 4th). Who usually resolves disputes and confl

Information	[type=discrete] [format=numeric] [valid=1] [valid(weighted)=1.236] [range=4-4]			
Literal question	Who usually resolves disputes and conflicts between families and neighbors?			
Security	Public			
Value	Label	Cases	Weighted	Percentage (weighted)
4	Court	1	1.236	100.0%
Sysmiss		1499	1498.764	

#91 q28bp_5: (Q28B Primary, 5th). Who usually resolves disputes and confl

Information	[type=discrete] [format=numeric] [valid=1] [valid(weighted)=1.236] [range=5-5]			
Literal question	Who usually resolves disputes and conflicts between families and neighbors?			
Security	Public			
Value	Label	Cases	Weighted	Percentage (weighted)
5	Police	1	1.236	100.0%
Sysmiss		1499	1498.764	

#92 q28b_1: (Q28B Secondary, 1st). Who usually resolves disputes and con

Information	[type=discrete] [format=numeric] [valid=1500] [valid(weighted)=1500] [range=1-9]			
Literal question	Who usually resolves disputes and conflicts between families and neighbors?			
Security	Public			
Value	Label	Cases	Weighted	Percentage (weighted)
1	Respected neighbors or relatives	396	395.525	26.4%
2	Police	249	235.189	15.7%
3	Akimat, local authorities	105	111.502	7.4%
4	They resolve the conflict on their own	241	251.971	16.8%
5	Court	112	116.189	7.7%
6	Other	6	4.669	0.3%
8	No conflict	3	2.577	0.2%
9	DK/NR	388	382.377	25.5%

#93 q28b_2: (Q28B Secondary, 2nd). Who usually resolves disputes and con

Information	[type=discrete] [format=numeric] [valid=164] [valid(weighted)=186.507] [range=1-9]			
Literal question	Who usually resolves disputes and conflicts between families and neighbors?			
Security	Public			

File database_kaz (cont.)

#93 q28b_2: (Q28B Secondary, 2nd). Who usually resolves disputes and con (cont.)

Value	Label	Cases	Weighted	Percentage (weighted)
1	Respected neighbors or relatives	12	19.373	10.4%
2	Police	103	115.369	61.9%
3	Akimat, local authorities	6	11.352	6.1%
4	They resolve the conflict on their own	20	16.895	9.1%
5	Court	21	22.093	11.8%
6	Other	1	0.244	0.1%
9	DK/NR	1	1.181	0.6%
Sysmiss		1336	1313.493	

#94 q28b_3: (Q28B Secondary, 3rd). Who usually resolves disputes and con

Information	[type=discrete] [format=numeric] [valid=22] [valid(weighted)=27.574] [range=2-6]			
Literal question	Who usually resolves disputes and conflicts between families and neighbors?			
Security	Public			
Value	Label	Cases	Weighted	Percentage (weighted)
2	Police	18	23.054	83.6%
5	Court	3	3.618	13.1%
6	Other	1	0.903	3.3%
Sysmiss		1478	1472.426	

#95 q28b_4: (Q28B Secondary, 4th). Who usually resolves disputes and con

Information	[type=discrete] [format=numeric] [valid=1] [valid(weighted)=1.236] [range=2-2]			
Literal question	Who usually resolves disputes and conflicts between families and neighbors?			
Security	Public			
Value	Label	Cases	Weighted	Percentage (weighted)
2	Police	1	1.236	100.0%
Sysmiss		1499	1498.764	

#96 q28cp_1: (Q28C Primary, 1st). Who usually resolves disputes and confl

Information	[type=discrete] [format=numeric] [valid=1500] [valid(weighted)=1500] [range=1-99]			
Literal question	Who usually resolves disputes and conflicts between people living in the border rayons of neighboring countries?			
Security	Public			
Value	Label	Cases	Weighted	Percentage (weighted)
1	Local Council	27	22.207	1.5%
2	Respected neighbours or relatives	27	25.476	1.7%
3	Khokimiyat/district council	161	171.802	11.5%
4	Court	148	152.318	10.2%
5	Police	277	259.611	17.3%
8	Government (state)	52	54.041	3.6%

File database_kaz (cont.)

#96 q28cp_1: (Q28C Primary, 1st). Who usually resolves disputes and confl (cont.)

Value (cont.)	Label	Cases	Weighted	Percentage (weighted)
12	We ourselves / They themselves	12	10.741	0.7%
21	State bodies	2	3.725	0.2%
22	Army/Militaries	3	3.893	0.3%
24	Customs	1	1.044	0.1%
29	Border soldiers	6	6.887	0.5%
30	States themselves	1	0.975	0.1%
33	State leaders (presidents)	1	1.138	0.1%
36	Authorities	4	4.001	0.3%
41	The people himself	1	0.28	0.0%
52	Diplomats	10	10.888	0.7%
53	Border departments	17	18.09	1.2%
58	President	3	2.392	0.2%
59	Akimats (superior)	1	1.818	0.1%
60	Local authorities	1	0.458	0.0%
61	Supreme Court	1	0.823	0.1%
62	Special Commission on Conflicts	1	0.984	0.1%
63	Neighbouring states	5	6.337	0.4%
98	No conflict	4	3.799	0.3%
99	DK/NR	734	736.27	49.1%

#97 q28cp_2: (Q28C Primary, 2nd). Who usually resolves disputes and confl

Information	[type=discrete] [format=numeric] [valid=108] [valid(weighted)=94.119] [range=2-60]			
Literal question	Who usually resolves disputes and conflicts between people living in the border rayons of neighboring countries?			
Security	Public			
Value	Label	Cases	Weighted	Percentage (weighted)
2	Respected neighbours or relatives	5	4.457	4.7%
3	Khokimiyat/district council	15	13.136	14.0%
4	Court	19	12.898	13.7%
5	Police	49	41.894	44.5%
8	Government (state)	5	6.526	6.9%
12	We ourselves / They themselves	1	0.569	0.6%
22	Army/Militaries	5	5.798	6.2%
29	Border soldiers	4	4.034	4.3%
52	Diplomats	1	0.696	0.7%
53	Border departments	1	1.044	1.1%
55	Ministry of Foreign Affairs	1	1.806	1.9%
59	Akimats (superior)	1	0.841	0.9%
60	Local authorities	1	0.421	0.4%
Sysmiss		1392	1405.881	

File database_kaz (cont.)

#98 q28cp_3: (Q28C Primary, 3rd). Who usually resolves disputes and confl

Information	[type=discrete] [format=numeric] [valid=32] [valid(weighted)=27.842] [range=3-36]			
Literal question	Who usually resolves disputes and conflicts between people living in the border rayons of neighboring countries?			
Security	Public			
Value	Label	Cases	Weighted	Percentage (weighted)
3	Khokimiyat/district council	4	3.714	13.3%
4	Court	9	7.55	27.1%
5	Police	15	13.473	48.4%
8	Government (state)	1	0.371	1.3%
12	We ourselves / They themselves	1	0.506	1.8%
29	Border soldiers	1	0.421	1.5%
36	Authorities	1	1.806	6.5%
Sysmiss		1468	1472.158	

#99 q28cp_4: (Q28C Primary, 4th). Who usually resolves disputes and confl

Information	[type=discrete] [format=numeric] [valid=16] [valid(weighted)=15.279] [range=4-64]			
Literal question	Who usually resolves disputes and conflicts between people living in the border rayons of neighboring countries?			
Security	Public			
Value	Label	Cases	Weighted	Percentage (weighted)
4	Court	3	3.343	21.9%
5	Police	9	7.55	49.4%
8	Government (state)	3	2.6	17.0%
64	Union of veterans	1	1.786	11.7%
Sysmiss		1484	1484.721	

#100 q28cp_5: (Q28C Primary, 5th). Who usually resolves disputes and confl

Information	[type=discrete] [format=numeric] [valid=6] [valid(weighted)=5.943] [range=5-8]			
Literal question	Who usually resolves disputes and conflicts between people living in the border rayons of neighboring countries?			
Security	Public			
Value	Label	Cases	Weighted	Percentage (weighted)
5	Police	3	3.343	56.3%
8	Government (state)	3	2.6	43.7%
Sysmiss		1494	1494.057	

#101 q28c_1: (Q28C Secondary, 1st). Who usually resolves disputes and con

Information	[type=discrete] [format=numeric] [valid=1500] [valid(weighted)=1500] [range=1-99]			
Literal question	Who usually resolves disputes and conflicts between people living in the border rayons of neighboring countries?			
Security	Public			

File database_kaz (cont.)

#101 q28c_1: (Q28C Secondary, 1st). Who usually resolves disputes and con (cont.)

Value	Label	Cases	Weighted	Percentage (weighted)
1	Police	277	259.611	17.3%
2	Akimat, local authorities	189	194.467	13.0%
3	Court	149	153.141	10.2%
4	Respected neighbors or relatives	27	25.476	1.7%
5	Border troops, army	26	28.87	1.9%
6	They resolve the conflict on their own	13	11.022	0.7%
7	Governmental - non local -institutions	70	74.987	5.0%
8	Other	11	12.357	0.8%
98	No conflict	4	3.799	0.3%
99	DK/NR	734	736.27	49.1%

#102 q28c_2: (Q28C Secondary, 2nd). Who usually resolves disputes and con

Information	[type=discrete] [format=numeric] [valid=105] [valid(weighted)=91.92] [range=1-7]			
Literal question	Who usually resolves disputes and conflicts between people living in the border rayons of neighboring countries?			
Security	Public			
Value	Label	Cases	Weighted	Percentage (weighted)
1	Police	52	44.123	48.0%
2	Akimat, local authorities	6	6.026	6.6%
3	Court	23	16.984	18.5%
4	Respected neighbors or relatives	5	4.457	4.8%
5	Border troops, army	9	9.521	10.4%
6	They resolve the conflict on their own	1	0.569	0.6%
7	Governmental - non local -institutions	9	10.241	11.1%
Sysmiss		1395	1408.08	

#103 q28c_3: (Q28C Secondary, 3rd). Who usually resolves disputes and con

Information	[type=discrete] [format=numeric] [valid=29] [valid(weighted)=26.728] [range=1-8]			
Literal question	Who usually resolves disputes and conflicts between people living in the border rayons of neighboring countries?			
Security	Public			
Value	Label	Cases	Weighted	Percentage (weighted)
1	Police	16	15.33	57.4%
3	Court	8	6.807	25.5%
5	Border troops, army	1	0.421	1.6%
6	They resolve the conflict on their own	1	0.506	1.9%
7	Governmental - non local -institutions	2	1.857	6.9%
8	Other	1	1.806	6.8%
Sysmiss		1471	1473.272	

File database_kaz (cont.)**#104 q28c_4: (Q28C Secondary, 4th). Who usually resolves disputes and con**

Information	[type=discrete] [format=numeric] [valid=12] [valid(weighted)=11.565] [range=1-8]			
Literal question	Who usually resolves disputes and conflicts between people living in the border rayons of neighboring countries?			
Security	Public			
Value	Label	Cases	Weighted	Percentage (weighted)
1	Police	8	6.807	58.9%
7	Governmental - non local -institutions	3	2.971	25.7%
8	Other	1	1.786	15.4%
Sysmiss		1488	1488.435	

#105 q28c_5: (Q28C Secondary, 5th). Who usually resolves disputes and con

Information	[type=discrete] [format=numeric] [valid=1] [valid(weighted)=0.371] [range=7-7]			
Literal question	Who usually resolves disputes and conflicts between people living in the border rayons of neighboring countries?			
Security	Public			
Value	Label	Cases	Weighted	Percentage (weighted)
7	Governmental - non local -institutions	1	0.371	100.0%
Sysmiss		1499	1499.629	

#106 q29: (Q29). Are there organizations, movements, or groups in our

Information	[type=discrete] [format=numeric] [valid=1500] [valid(weighted)=1500] [range=1-9]			
Literal question	Are there organizations, movements, or groups in our society causing problems?			
Security	Public			
Value	Label	Cases	Weighted	Percentage (weighted)
1	Yes	149	157.027	10.5%
2	No	915	920.368	61.4%
9	DK/NR	436	422.605	28.2%

#107 q30p_1: (Q30 Primary, 1st). What organizations or groups do you have

Information	[type=discrete] [format=numeric] [valid=149] [valid(weighted)=157.027] [range=1-999]			
Literal question	What organizations or groups do you have in mind, when you talk about organizations or groups causing problems in our society?			
Security	Public			
Value	Label	Cases	Weighted	Percentage (weighted)
1	Terroristic groups	11	12.034	7.7%
3	Hizb-ut-Tahrir	4	3.761	2.4%
4	Groups of blackbeared people	1	1.507	1.0%
6	Wahhabists (wahhabist groups)	4	3.669	2.3%
7	Extremist groups	5	4.31	2.7%
20	Mafia bands	1	1.22	0.8%
23	Gangsters (do not know names)	1	0.487	0.3%

File database_kaz (cont.)

#107 q30p_1: (Q30 Primary, 1st). What organizations or groups do you have (cont.)

Value (cont.)	Label	Cases	Weighted	Percentage (weighted)
31	Religious terrorists	3	2.673	1.7%
33	Religious groups (movements)	6	3.964	2.5%
35	Nationalist groups	4	5.294	3.4%
43	Individuals, who disguise themselves under the religious mas	1	0.516	0.3%
44	Crime groups	9	9.044	5.8%
47	Drugs addiction	9	8.374	5.3%
52	Thieves, rapists	2	1.757	1.1%
53	Group of hooligans-idlers	4	3.726	2.4%
60	State structures	1	0.452	0.3%
62	Opposition	1	0.348	0.2%
67	Alcoholics	4	3.714	2.4%
68	Vagabonds	1	0.743	0.5%
72	Closed sects of religious nature	20	23.8	15.2%
73	Muslim religious groups	2	2.702	1.7%
75	Bureaucrats	1	0.96	0.6%
77	Foreigners	1	1.486	0.9%
78	Mojahedins	2	1.727	1.1%
80	Partocrats	1	1.398	0.9%
81	Political parties	2	1.622	1.0%
82	Krishna	1	0.54	0.3%
83	Latent religious groups	1	1.081	0.7%
85	Islamic groups	2	2.613	1.7%
86	Fire brigade	1	0.88	0.6%
88	Communists	1	0.903	0.6%
89	Islamic terrorists	1	1.806	1.2%
90	The rich	2	1.472	0.9%
92	Individuals, who do not want their country to flourish	1	1.507	1.0%
93	Skinheads (neo-Nazi)	1	1.621	1.0%
94	Youth without proper living standards	2	2.975	1.9%
95	Youth (teen-agers) divisions according to districts	2	2.227	1.4%
96	Jehovah's Witnesses	4	4.03	2.6%
97	Police	1	1.672	1.1%
98	Southern Kazakhs	1	2.292	1.5%
99	Corrupted individuals	2	1.617	1.0%
100	Islamists	1	0.394	0.3%
101	Upper echelons, who steal	1	0.591	0.4%
102	Satanists	1	1.181	0.8%
103	Youth with problems	1	1.244	0.8%
104	The city akimat	1	1.244	0.8%
105	Private firms (owners of cotton hand over points)	1	0.421	0.3%
112	Wahhabists	1	1.236	0.8%

File database_kaz (cont.)

#107 q30p_1: (Q30 Primary, 1st). What organizations or groups do you have (cont.)

Value (cont.)	Label	Cases	Weighted	Percentage (weighted)
997	Answer is beside the point	7	8.448	5.4%
998	NO RESPONSE	1	0.754	0.5%
999	DO NOT KNOW	10	12.991	8.3%
Sysmiss		1351	1342.973	

#108 q30p_2: (Q30 Primary, 2nd). What organizations or groups do you have

Information	[type=discrete] [format=numeric] [valid=35] [valid(weighted)=31.114] [range=1-92]			
Literal question	What organizations or groups do you have in mind, when you talk about organizations or groups causing problems in our society?			
Security	Public			
Value	Label	Cases	Weighted	Percentage (weighted)
1	Terroristic groups	4	3.192	10.3%
3	Hizb-ut-Tahrir	1	1.806	5.8%
5	Religious extremist groups	2	1.306	4.2%
7	Extremist groups	2	1.398	4.5%
23	Gangsters (do not know names)	1	0.829	2.7%
33	Religious groups (movements)	1	0.903	2.9%
44	Crime groups	2	1.71	5.5%
47	Drugs addiction	4	2.744	8.8%
62	Opposition	1	1.739	5.6%
66	Some religious fanatics	1	0.984	3.2%
67	Alcoholics	4	2.229	7.2%
68	Vagabonds	3	2.971	9.5%
69	Unofficial people	2	2.229	7.2%
74	Anti-Semites	1	1.621	5.2%
76	Tuberculosis infected	1	0.743	2.4%
79	Talibans	1	0.743	2.4%
84	Electricity companies	1	0.88	2.8%
87	Sufis	1	1.355	4.4%
91	The poor	1	0.903	2.9%
92	Individuals, who do not want their country to flourish	1	0.829	2.7%
Sysmiss		1465	1468.886	

#109 q30p_3: (Q30 Primary, 3rd). What organizations or groups do you have

Information	[type=discrete] [format=numeric] [valid=9] [valid(weighted)=8.161] [range=23-75]			
Literal question	What organizations or groups do you have in mind, when you talk about organizations or groups causing problems in our society?			
Security	Public			
Value	Label	Cases	Weighted	Percentage (weighted)
23	Gangsters (do not know names)	1	1.102	13.5%

File database_kaz (cont.)

#109 q30p_3: (Q30 Primary, 3rd). What organizations or groups do you have (cont.)

Value (cont.)	Label	Cases	Weighted	Percentage (weighted)
47	Drugs addiction	3	2.229	27.3%
57	Unemployed swindlers	1	1.247	15.3%
68	Vagabonds	1	0.371	4.5%
70	Punks	1	1.486	18.2%
72	Closed sects of religious nature	1	0.984	12.1%
75	Bureaucrats	1	0.743	9.1%
Sysmiss		1491	1491.839	

#110 q30p_4: (Q30 Primary, 4th). What organizations or groups do you have

Information	[type=discrete] [format=numeric] [valid=2] [valid(weighted)=1.857] [range=52-71]			
Literal question	What organizations or groups do you have in mind, when you talk about organizations or groups causing problems in our society?			
Security	Public			
Value	Label	Cases	Weighted	Percentage (weighted)
52	Thieves, rapists	1	0.371	20.0%
71	Rockers	1	1.486	80.0%
Sysmiss		1498	1498.143	

#111 q30_1: (Q30 Secondary, 1st). What organizations or groups do you ha

Information	[type=discrete] [format=numeric] [valid=149] [valid(weighted)=157.027] [range=1-9]			
Literal question	What organizations or groups do you have in mind, when you talk about organizations or groups causing problems in our society?			
Security	Public			
Value	Label	Cases	Weighted	Percentage (weighted)
1	Sects, islamists, nationalist organizations, terrorists and	70	72.364	46.1%
2	Criminals, drugs addicts, alcoholics, vagabonds	31	29.065	18.5%
3	Representatives of authorities, political parties and the ri	15	12.698	8.1%
4	Youth groups and their nationalist organizations (skinheads)	12	16.834	10.7%
5	Other	3	3.873	2.5%
7	Answer besides the point	7	8.448	5.4%
8	NO RESPONSE	1	0.754	0.5%
9	HARD TO ANSWER	10	12.991	8.3%
Sysmiss		1351	1342.973	

#112 q30_2: (Q30 Secondary, 2nd). What organizations or groups do you ha

Information	[type=discrete] [format=numeric] [valid=19] [valid(weighted)=17.594] [range=1-5]			
--------------------	--	--	--	--

File database_kaz (cont.)

#112 q30_2: (Q30 Secondary, 2nd). What organizations or groups do you ha (cont.)

Literal question	What organizations or groups do you have in mind, when you talk about organizations or groups causing problems in our society?			
Security	Public			
Value	Label	Cases	Weighted	Percentage (weighted)
1	Sects, islamists, nationalist organizations, terrorists and	4	3.111	17.7%
2	Criminals, drugs addicts, alcoholics, vagabonds	6	4.796	27.3%
3	Representatives of authorities, political parties and the ri	3	3.362	19.1%
4	Youth groups and their nationalist organizations (skinheads)	3	3.85	21.9%
5	Other	3	2.475	14.1%
Sysmiss		1481	1482.406	

#113 q31: (Q31). How likely is conflict within our country over the ne

Information	[type=discrete] [format=numeric] [valid=1500] [valid(weighted)=1500] [range=1-9]			
Literal question	How likely is conflict within our country over the next few years?			
Security	Public			
Value	Label	Cases	Weighted	Percentage (weighted)
1	Highly likely	9	7.808	0.5%
2	Fairly likely	33	29.515	2.0%
3	Somewhat likely	223	218.473	14.6%
4	Not likely at all	950	957.7	63.8%
9	NR/DK	285	286.505	19.1%

#114 q32p_1: (Q32 Primary, 1st). What can be possible reasons for such co

Information	[type=discrete] [format=numeric] [valid=265] [valid(weighted)=255.795] [range=2-999]			
Literal question	What can be possible reasons for such conflict in our country over the next few years?			
Security	Public			
Value	Label	Cases	Weighted	Percentage (weighted)
2	Due to the state language education is not up to the standar	1	1.114	0.4%
3	Interethnic reasons (nationalism)	62	59.621	23.3%
4	Job according specialist unavailable	1	0.743	0.3%
6	Unemployment	17	16.493	6.4%
7	poverty	7	7.667	3.0%
8	Youth unemployment	1	1.441	0.6%
9	Extremist groups, they spread leaflets	2	1.636	0.6%
12	Municipal services fees increase	1	1.042	0.4%
13	Persecution of other ethnicities	4	4.547	1.8%
15	There are no guarantees against anything	1	0.96	0.4%

File database_kaz (cont.)

#114 q32p_1: (Q32 Primary, 1st). What can be possible reasons for such co (cont.)

Value (cont.)	Label	Cases	Weighted	Percentage (weighted)
16	Religious	5	4.942	1.9%
17	Economic instability	6	6.536	2.6%
18	Social injustice, unjust authorities	6	8.378	3.3%
19	Something not imaginable	1	0.96	0.4%
20	Terroristic acts, terrorism	30	33.245	13.0%
22	They want to get our land (cannot agree over lands)	7	5.843	2.3%
24	The gap between the rich and the poor	10	8.411	3.3%
26	Organized crime	1	1.005	0.4%
27	Political	3	2.096	0.8%
28	Various living levels	1	0.63	0.2%
29	Interstate disagreement	1	0.982	0.4%
30	Envy	1	0.829	0.3%
31	Religious groups	1	1.398	0.5%
32	Sects render a negative impact	1	2.162	0.8%
35	President's (power) change	2	2.688	1.1%
37	Power division (seizure of power, struggle)	12	10.396	4.1%
39	Environmental	3	3.877	1.5%
40	Posts blocking	2	1.964	0.8%
42	Low living standards	10	9.753	3.8%
43	Armed conflict	1	0.735	0.3%
44	Weak security protection	1	0.735	0.3%
45	The State does not keep its promise	1	0.158	0.1%
46	Ill protected borders	1	0.864	0.3%
51	Corruption (everywhere)	2	1.75	0.7%
57	Oligarchy	2	0.587	0.2%
58	Border issue	2	0.936	0.4%
63	Uncertainty in tomorrow	1	1.042	0.4%
65	Theft	1	1.429	0.6%
66	Drugs addiction	1	0.502	0.2%
69	Due to oil (and other natural resources)	2	1.869	0.7%
70	People's discontent	1	0.36	0.1%
71	Owing to business	1	0.36	0.1%
72	Incitement	2	1.356	0.5%
73	Due to the delay of wages	1	1.398	0.5%
74	Poor housing conditions (electricity, heating, water unavail	1	0.394	0.2%
78	No money	2	2.674	1.0%
82	People will be tired of starving and will go out to seek for	1	0.833	0.3%
83	Quarrel between Oralmans and Kazakhs	1	2.508	1.0%
86	People have become cruel, aggressive, mean	4	2.641	1.0%
88	Difference between southern and northern Kazakhs	1	0.823	0.3%

File database_kaz (cont.)

#114 q32p_1: (Q32 Primary, 1st). What can be possible reasons for such co (cont.)

Value (cont.)	Label	Cases	Weighted	Percentage (weighted)
92	Authorities do not attend to	1	0.917	0.4%
93	Conflicts on the border with Uzbekistan	2	1.247	0.5%
94	Incorrect voting	1	0.787	0.3%
95	Language (State language is Kazakh)	1	0.643	0.3%
96	Social issues	3	2.42	0.9%
99	Due to the border	1	1.733	0.7%
100	Natural resources (oil and etc.)	2	1.733	0.7%
101	Nationalism, nationalists	3	2.313	0.9%
103	State control over propaganda (harmful) dissemination	1	0.569	0.2%
106	Discontent with immigrants	2	2.132	0.8%
107	American troops	1	0.824	0.3%
109	Islamic extremism	1	0.75	0.3%
111	Religious extremism	1	2.251	0.9%
114	Wars in other states (Afghanistan, Iraq) may reach us as wel	1	0.412	0.2%
118	Social injustice	1	1.181	0.5%
120	People`s discontent, as they have received land plots not in	1	0.774	0.3%
124	Corruption	1	1.111	0.4%
128	There are no guarantees against anything	1	0.339	0.1%
129	Opposition wants to govern	1	1.786	0.7%
999	DO NOT KNOW	9	6.56	2.6%
Sysmiss		1235	1244.205	

#115 q32p_2: (Q32 Primary, 2nd). What can be possible reasons for such co

Information	[type=discrete] [format=numeric] [valid=112] [valid(weighted)=106.203] [range=1-127]			
Literal question	What can be possible reasons for such conflict in our country over the next few years?			
Security	Public			
Value	Label	Cases	Weighted	Percentage (weighted)
1	Do not employ due to ignorance of the language	1	1.114	1.0%
3	Interethnic reasons (nationalism)	7	5.175	4.9%
5	Persecution of Kazakhs	1	0.743	0.7%
6	Unemployment	8	5.443	5.1%
7	poverty	5	4.039	3.8%
8	Youth unemployment	1	1.934	1.8%
10	Inflation	2	2.162	2.0%
11	Food prices increase	1	0.54	0.5%
12	Municipal services fees increase	1	0.975	0.9%
13	Persecution of other ethnicities	1	1.501	1.4%
16	Religious	6	4.943	4.7%
17	Economic instability	2	3.203	3.0%

File database_kaz (cont.)

#115 q32p_2: (Q32 Primary, 2nd). What can be possible reasons for such co (cont.)

Value (cont.)	Label	Cases	Weighted	Percentage (weighted)
18	Social injustice, unjust authorities	1	1.355	1.3%
20	Terroristic acts, terrorism	8	9.144	8.6%
21	High prices/Expensiveness	2	1.475	1.4%
22	They want to get our land (cannot agree over lands)	4	2.527	2.4%
24	The gap between the rich and the poor	5	6.358	6.0%
25	Russians are not promoted in terms of career	1	0.96	0.9%
26	Organized crime	1	0.96	0.9%
27	Political	5	6.77	6.4%
28	Various living levels	1	1.081	1.0%
30	Envy	1	0.982	0.9%
33	Low wages	2	1.245	1.2%
35	President`s (power) change	1	0.36	0.3%
37	Power division (seizure of power, struggle)	5	5.038	4.7%
38	Between parties	1	0.829	0.8%
39	Environmental	2	1.731	1.6%
42	Low living standards	8	6.513	6.1%
46	Ill protected borders	1	0.735	0.7%
51	Corruption (everywhere)	1	0.447	0.4%
52	People have no rights	1	1.563	1.5%
54	Bosses do not pay	1	1.042	1.0%
55	Discontent with foreign investors	1	0.224	0.2%
57	Oligarchy	2	0.224	0.2%
59	Expensive medicaments	1	1.042	1.0%
66	Drugs addiction	3	4.444	4.2%
70	People`s discontent	1	0.833	0.8%
74	Poor housing conditions (electricity, heating, water unavail	1	1.398	1.3%
79	Shortage of money	2	2.052	1.9%
81	Division of Kazhaks into Jhuzy	1	0.558	0.5%
87	Alcohol (trade) is uncontrolled	1	1.364	1.3%
89	Anarchy	1	1.364	1.3%
90	Arbitrariness of police	1	0.984	0.9%
97	Non-observance of laws	1	0.394	0.4%
99	Due to the border	1	0.867	0.8%
104	Expensive education	2	2.709	2.6%
110	Chinese aggression	1	0.75	0.7%
112	Wahhabists	1	1.236	1.2%
115	Migration	1	0.79	0.7%
116	Lots of coming Chechens, they are very quarrelsome	1	1.441	1.4%
127	A shortage of specialists (qualified personnel has left)	1	0.643	0.6%
Sysmiss		1388	1393.797	

File database_kaz (cont.)




#116 q32p_3: (Q32 Primary, 3rd). What can be possible reasons for such co

Information	[type=discrete] [format=numeric] [valid=36] [valid(weighted)=32.388] [range=3-117]			
Literal question	What can be possible reasons for such conflict in our country over the next few years?			
Security	Public			
Value	Label	Cases	Weighted	Percentage (weighted)
3	Interethnic reasons (nationalism)	2	1.951	6.0%
5	Persecution of Kazakhs	1	0.251	0.8%
6	Unemployment	3	2.296	7.1%
11	Food prices increase	1	1.247	3.8%
12	Municipal services fees increase	1	0.54	1.7%
18	Social injustice, unjust authorities	1	1.111	3.4%
21	High prices/Expensiveness	1	0.54	1.7%
23	Registration unavailable	1	1.739	5.4%
24	The gap between the rich and the poor	2	1.332	4.1%
26	Organized crime	4	2.172	6.7%
33	Low wages	1	1.042	3.2%
34	Political propaganda	1	2.097	6.5%
37	Power division (seizure of power, struggle)	2	1.419	4.4%
39	Environmental	2	1.426	4.4%
41	Misunderstanding of each other	1	0.224	0.7%
42	Low living standards	4	3.036	9.4%
50	War with the neighbouring countries	1	2.258	7.0%
53	Judicial system does not function	1	1.563	4.8%
54	Bosses do not pay	1	1.244	3.8%
62	Market competition	1	0.112	0.3%
71	Owing to business	1	0.864	2.7%
91	Deprivation of privileges	1	0.984	3.0%
99	Due to the border	1	1.501	4.6%
117	Armenians	1	1.441	4.4%
Sysmiss		1464	1467.612	








#117 q32_1: (Q32 Secondary, 1st). What can be possible reasons for such

Information	[type=discrete] [format=numeric] [valid=265] [valid(weighted)=255.795] [range=1-99]			
Literal question	What can be possible reasons for such conflict in our country over the next few years?			
Security	Public			
Value	Label	Cases	Weighted	Percentage (weighted)
1	Unemployment and migration to the country of man power	21	20.808	8.1%
2	The gap between the rich and the poor in terms living standa	52	52.719	20.6%
3	Ineffective administration, opposition struggles for the pow	41	34.159	13.4%
4	Nationalism and tribalism	72	70.456	27.5%
5	Religious extremism, terrorism	41	46.385	18.1%







File database_kaz (cont.)#117 **q32_1: (Q32 Secondary, 1st). What can be possible reasons for such** (cont.)

Value (cont.)	Label	Cases	Weighted	Percentage (weighted)
6	Interstate and border tensions	9	7.725	 3.0%
7	Other	20	16.984	 6.6%
99	HARD TO ANSWER	9	6.56	 2.6%
Sysmiss		1235	1244.205	

#118 **q32_2: (Q32 Secondary, 2nd). What can be possible reasons for such**

Information	[type=discrete] [format=numeric] [valid=97] [valid(weighted)=91.466] [range=1-7]			
Literal question	What can be possible reasons for such conflict in our country over the next few years?			
Security	Public			
Value	Label	Cases	Weighted	Percentage (weighted)
1	Unemployment and migration to the country of man power	10	7.348	 8.0%
2	The gap between the rich and the poor in terms living standa	30	29.585	 32.3%
3	Ineffective administration, opposition struggles for the pow	21	19.628	 21.5%
4	Nationalism and tribalism	12	10.071	 11.0%
5	Religious extremism, terrorism	13	13.722	 15.0%
6	Interstate and border tensions	3	2.352	 2.6%
7	Other	8	8.76	 9.6%
Sysmiss		1403	1408.534	

#119 **q32_3: (Q32 Secondary, 3rd). What can be possible reasons for such**

Information	[type=discrete] [format=numeric] [valid=20] [valid(weighted)=17.67] [range=1-7]			
Literal question	What can be possible reasons for such conflict in our country over the next few years?			
Security	Public			
Value	Label	Cases	Weighted	Percentage (weighted)
1	Unemployment and migration to the country of man power	3	2.296	 13.0%
2	The gap between the rich and the poor in terms living standa	5	4.94	 28.0%
3	Ineffective administration, opposition struggles for the pow	1	0.903	 5.1%
4	Nationalism and tribalism	2	1.951	 11.0%
6	Interstate and border tensions	2	3.759	 21.3%
7	Other	7	3.822	 21.6%
Sysmiss		1480	1482.33	

#120 **q33p_1: (Q33 Primary, 1st). What groups or individuals can take part**

Information	[type=discrete] [format=numeric] [valid=265] [valid(weighted)=255.795] [range=1-999]			
--------------------	--	--	--	--

File database_kaz (cont.)

#120 q33p_1: (Q33 Primary, 1st). What groups or individuals can take part (cont.)

Literal question		What groups or individuals can take part in this conflict in our country over the next few years?		
Security		Public		
Value	Label	Cases	Weighted	Percentage (weighted)
1	Youth	33	27.974	10.9%
2	Satanists	1	0.371	0.1%
4	The unemployed	21	19.843	7.8%
7	Any	5	3.699	1.4%
8	Pensioners	3	4.2	1.6%
9	The poor	24	29.159	11.4%
10	The rich	3	0.986	0.4%
12	Chinese	2	2.549	1.0%
13	Chechens	2	2.341	0.9%
14	Any angry people	5	5.131	2.0%
15	Terrorists	8	6.684	2.6%
16	Criminals	3	2.558	1.0%
17	Those who have ties with foreign investments	1	0.96	0.4%
18	Power (Government)	4	3.261	1.3%
20	Different ethnicities groups	6	7.514	2.9%
21	Political party (politics)	6	5.347	2.1%
22	Religious groups	5	6.121	2.4%
24	People with nationalistic disposition	2	2.796	1.1%
26	Wahhabists	1	1.236	0.5%
27	The starving people	2	2.986	1.2%
28	Mafia	1	0.112	0.0%
29	Islamic groups	4	5.458	2.1%
30	Religious fanatics	4	3.612	1.4%
31	Militaries	1	1.355	0.5%
32	Middle population group	1	0.158	0.1%
34	Russians	2	1.67	0.7%
36	Citizens of other countries	1	0.735	0.3%
37	Religious terrorists	2	4.927	1.9%
38	Workers	4	1.202	0.5%
39	Ordinary farmers	1	0.903	0.4%
40	Al-kaida	1	0.452	0.2%
41	Border troops - Kazakhs	1	2.144	0.8%
42	The border troops of other states, bordering with Kazakhstan	1	0.853	0.3%
44	People of different social strata	3	3.529	1.4%
46	Desperate people	2	0.901	0.4%
47	People of different religions	2	1.741	0.7%
48	Entrepreneurs, businessmen	1	0.36	0.1%
49	Oligarchs	1	1.042	0.4%
50	Iranian terrorists	1	0.807	0.3%
51	Kazakhs	5	4.394	1.7%

File database_kaz (cont.)

#120 q33p_1: (Q33 Primary, 1st). What groups or individuals can take part (cont.)

Value (cont.)	Label	Cases	Weighted	Percentage (weighted)
53	Young Kazakhs	1	0.823	0.3%
55	Kazakhs with Oralmans	4	4.964	1.9%
56	Southern Kazakhs	2	3.115	1.2%
57	Common folk	2	1.798	0.7%
58	Nationalists	9	9.095	3.6%
61	Mojahedins	2	1.378	0.5%
62	Sects	1	1.197	0.5%
63	The able active population	1	0.455	0.2%
64	Islamists	1	0.197	0.1%
66	Those who are closer to the power	2	1.834	0.7%
67	Non-official people	1	0.558	0.2%
68	Migrants	2	2.428	0.9%
69	Border troops	1	1.733	0.7%
70	Inhabitants of neighbouring districts	1	0.824	0.3%
71	Migrants from Karakalpakstan	1	0.935	0.4%
73	Inhabitants of neighbouring districts	3	2.412	0.9%
76	Turkish youth	1	0.935	0.4%
77	The poor with lands` owners	1	1.247	0.5%
78	The people of Kazakhstan	3	2.211	0.9%
80	Extremists	1	2.251	0.9%
81	Sectarians	2	3.002	1.2%
84	City dwellers	1	1.462	0.6%
87	The poor with the rich	1	0.774	0.3%
88	Between parties and their leaders	1	0.774	0.3%
89	Groups, who are interested in the conflict	1	2.073	0.8%
91	Religious fanatics	1	0.829	0.3%
93	Party "Ak jol"	1	1.786	0.7%
997	Answer is besides the point	1	0.415	0.2%
998	NO RESPONSE	4	2.991	1.2%
999	DO NOT KNOW	36	29.227	11.4%
Sysmiss		1235	1244.205	

#121 q33p_2: (Q33 Primary, 2nd). What groups or individuals can take part

Information	[type=discrete] [format=numeric] [valid=100] [valid(weighted)=97.018] [range=1-92]			
Literal question	What groups or individuals can take part in this conflict in our country over the next few years?			
Security	Public			
Value	Label	Cases	Weighted	Percentage (weighted)
1	Youth	7	5.362	5.5%
3	Jehovah`s Witnesses	1	0.371	0.4%
4	The unemployed	11	11.005	11.3%
5	Believers	1	1.621	1.7%
6	Drugs addicts	2	2.007	2.1%

File database_kaz (cont.)

#121 q33p_2: (Q33 Primary, 2nd). What groups or individuals can take part (cont.)

Value (cont.)	Label	Cases	Weighted	Percentage (weighted)
7	Any	1	1.012	1.0%
8	Pensioners	3	1.625	1.7%
9	The poor	10	10.919	11.3%
10	The rich	7	9.507	9.8%
13	Chechens	2	1.55	1.6%
15	Terrorists	2	1.412	1.5%
16	Criminals	1	0.735	0.8%
18	Power (Government)	2	1.493	1.5%
19	Opposition	3	2.14	2.2%
20	Different ethnicities groups	4	3.272	3.4%
21	Political party (politics)	2	2.709	2.8%
22	Religious groups	1	0.632	0.7%
23	Partisans of a new President	1	2.097	2.2%
25	Uygurs	2	3.161	3.3%
28	Mafia	2	0.958	1.0%
30	Religious fanatics	1	1.264	1.3%
32	Middle population group	1	0.315	0.3%
34	Russians	2	1.317	1.4%
35	Koreans	1	0.315	0.3%
36	Citizens of other countries	1	0.412	0.4%
38	Workers	2	2.604	2.7%
39	Ordinary farmers	2	1.261	1.3%
41	Border troops - Kazakhs	1	0.853	0.9%
42	The border troops of other states, bordering with Kazakhstan	1	2.144	2.2%
44	People of different social strata	1	2.707	2.8%
46	Desperate people	1	0.224	0.2%
48	Entrepreneurs, businessmen	1	0.447	0.5%
52	Foreigners	1	0.901	0.9%
54	Young Russians	1	0.823	0.8%
58	Nationalists	1	0.984	1.0%
59	Alcoholics	2	1.683	1.7%
60	Northern Kazakhs	1	0.823	0.8%
62	Sects	1	0.984	1.0%
64	Islamists	1	0.824	0.8%
65	Fundamentalists	1	0.197	0.2%
70	Inhabitants of neighbouring districts	1	1.733	1.8%
72	Uzbek islamists from Iraq	1	0.623	0.6%
73	Inhabitants of neighbouring districts	1	0.623	0.6%
74	The unemployed youth	2	1.36	1.4%
79	American troops	1	0.824	0.8%
82	Ethnic minorities	1	1.501	1.5%
83	Leaders of organizations	1	1.501	1.5%
86	Legionnaires	1	0.864	0.9%

File database_kaz (cont.)

#121 q33p_2: (Q33 Primary, 2nd). What groups or individuals can take part (cont.)

Value (cont.)	Label	Cases	Weighted	Percentage (weighted)
90	National President	1	2.073	2.1%
92	Organizations	1	1.244	1.3%
Sysmiss		1400	1402.982	

#122 q33p_3: (Q33 Primary, 3rd). What groups or individuals can take part

Information	[type=discrete] [format=numeric] [valid=30] [valid(weighted)=35.168] [range=1-85]			
Literal question	What groups or individuals can take part in this conflict in our country over the next few years?			
Security	Public			
Value	Label	Cases	Weighted	Percentage (weighted)
1	Youth	2	2.095	6.0%
4	The unemployed	4	5.126	14.6%
8	Pensioners	1	0.394	1.1%
9	The poor	5	6.758	19.2%
10	The rich	3	3.167	9.0%
11	Those who construct palaces with suspicious money	1	2.087	5.9%
15	Terrorists	1	0.735	2.1%
16	Criminals	2	1.724	4.9%
18	Power (Government)	1	0.224	0.6%
21	Political party (politics)	1	2.097	6.0%
26	Wahhabists	1	1.806	5.1%
32	Middle population group	2	2.477	7.0%
38	Workers	1	0.901	2.6%
45	Emigrants - Arabs	1	1.355	3.9%
48	Entrepreneurs, businessmen	1	0.112	0.3%
57	Common folk	1	2.073	5.9%
75	Families with many children	1	1.247	3.5%
85	Germans	1	0.79	2.2%
Sysmiss		1470	1464.832	

#123 q33_1: (Q33 Secondary, 1st). What groups or individuals can take pa

Information	[type=discrete] [format=numeric] [valid=265] [valid(weighted)=255.795] [range=1-99]			
Literal question	What groups or individuals can take part in this conflict in our country over the next few years?			
Security	Public			
Value	Label	Cases	Weighted	Percentage (weighted)
1	Common people - the poor, the unemployed, the illiterate	108	103.933	40.6%
2	Organized crime, terrorists, drugs addicts	12	9.355	3.7%
3	Authorities, political parties, militaries, the rich	21	17.704	6.9%
4	Religious groups and sects	29	33.579	13.1%

File database_kaz (cont.)#123 **q33_1: (Q33 Secondary, 1st). What groups or individuals can take pa** (cont.)

Value (cont.)	Label	Cases	Weighted	Percentage (weighted)
5	Groups, formed under ethnicity, immigrants	41	44.853	17.5%
6	Inhabitants and army men of border districts	7	7.966	3.1%
7	Other	7	6.187	2.4%
98	NO RESPONSE	4	2.991	1.2%
99	DK/NR	36	29.227	11.4%
Sysmiss		1235	1244.205	

#124 **q33_2: (Q33 Secondary, 2nd). What groups or individuals can take pa**

Information	[type=discrete] [format=numeric] [valid=55] [valid(weighted)=59.455] [range=1-7]			
Literal question	What groups or individuals can take part in this conflict in our country over the next few years?			
Security	Public			
Value	Label	Cases	Weighted	Percentage (weighted)
1	Common people - the poor, the unemployed, the illiterate	15	17.54	29.5%
2	Organized crime, terrorists, drugs addicts	8	6.06	10.2%
3	Authorities, political parties, militaries, the rich	15	19.258	32.4%
4	Religious groups and sects	6	6.771	11.4%
5	Groups, formed under ethnicity, immigrants	7	6.123	10.3%
6	Inhabitants and army men of border districts	1	0.623	1.0%
7	Other	3	3.08	5.2%
Sysmiss		1445	1440.545	

#125 **q33_3: (Q33 Secondary, 3rd). What groups or individuals can take pa**

Information	[type=discrete] [format=numeric] [valid=3] [valid(weighted)=3.114] [range=1-3]			
Literal question	What groups or individuals can take part in this conflict in our country over the next few years?			
Security	Public			
Value	Label	Cases	Weighted	Percentage (weighted)
1	Common people - the poor, the unemployed, the illiterate	1	1.501	48.2%
2	Organized crime, terrorists, drugs addicts	1	1.501	48.2%
3	Authorities, political parties, militaries, the rich	1	0.112	3.6%
Sysmiss		1497	1496.886	

#126 **q34p_1: (Q34 Primary, 1st). In which form can the conflict be in our**

Information	[type=discrete] [format=numeric] [valid=265] [valid(weighted)=255.795] [range=1-9]			
Literal question	In which form can the conflict be in our country over the next few years?			
Security	Public			

File database_kaz (cont.)**#126 q34p_1: (Q34 Primary, 1st). In which form can the conflict be in our** (cont.)

Value	Label	Cases	Weighted	Percentage (weighted)
1	Armed conflict	28	28.129	11.0%
2	Mass riots	132	129.234	50.5%
3	Slight use of physical force	42	37.611	14.7%
4	Swearing, insults	30	30.321	11.9%
5	Slaughter	1	0.901	0.4%
6	Peaceful meeting	1	0.829	0.3%
9	NO RESPONSE	31	28.77	11.2%
Sysmiss		1235	1244.205	

#127 q34p_2: (Q34 Primary, 2nd). In which form can the conflict be in our

Information	[type=discrete] [format=numeric] [valid=73] [valid(weighted)=78.999] [range=2-4]			
Literal question	In which form can the conflict be in our country over the next few years?			
Security	Public			
Value	Label	Cases	Weighted	Percentage (weighted)
2	Mass riots	13	14.249	18.0%
3	Slight use of physical force	29	33.687	42.6%
4	Swearing, insults	31	31.063	39.3%
Sysmiss		1427	1421.001	

#128 q34p_3: (Q34 Primary, 3rd). In which form can the conflict be in our

Information	[type=discrete] [format=numeric] [valid=13] [valid(weighted)=14.45] [range=3-4]			
Literal question	In which form can the conflict be in our country over the next few years?			
Security	Public			
Value	Label	Cases	Weighted	Percentage (weighted)
3	Slight use of physical force	1	2.097	14.5%
4	Swearing, insults	12	12.353	85.5%
Sysmiss		1487	1485.55	

#129 q34p_4: (Q34 Primary, 4th). In which form can the conflict be in our

Information	[type=discrete] [format=numeric] [valid=1] [valid(weighted)=2.097] [range=4-4]			
Literal question	In which form can the conflict be in our country over the next few years?			
Security	Public			
Value	Label	Cases	Weighted	Percentage (weighted)
4	Swearing, insults	1	2.097	100.0%
Sysmiss		1499	1497.903	

File database_kaz (cont.)

#130 q34_1: (Q34 Secondary, 1st). In which form can the conflict be in o

Information	[type=discrete] [format=numeric] [valid=265] [valid(weighted)=255.795] [range=1-9]			
Literal question	In which form can the conflict be in our country over the next few years?			
Security	Public			
Value	Label	Cases	Weighted	Percentage (weighted)
1	Mass riots	132	129.234	50.5%
2	Swearing, insults	30	30.321	11.9%
3	Slight use of physical force	42	37.611	14.7%
4	Armed conflict	28	28.129	11.0%
5	Other	2	1.73	0.7%
9	NO RESPONSE	31	28.77	11.2%
Sysmiss		1235	1244.205	

#131 q34_2: (Q34 Secondary, 2nd). In which form can the conflict be in o

Information	[type=discrete] [format=numeric] [valid=73] [valid(weighted)=78.999] [range=1-3]			
Literal question	In which form can the conflict be in our country over the next few years?			
Security	Public			
Value	Label	Cases	Weighted	Percentage (weighted)
1	Mass riots	13	14.249	18.0%
2	Swearing, insults	31	31.063	39.3%
3	Slight use of physical force	29	33.687	42.6%
Sysmiss		1427	1421.001	

#132 q34_3: (Q34 Secondary, 3rd). In which form can the conflict be in o

Information	[type=discrete] [format=numeric] [valid=13] [valid(weighted)=14.45] [range=2-3]			
Literal question	In which form can the conflict be in our country over the next few years?			
Security	Public			
Value	Label	Cases	Weighted	Percentage (weighted)
2	Swearing, insults	12	12.353	85.5%
3	Slight use of physical force	1	2.097	14.5%
Sysmiss		1487	1485.55	

#133 q34_4: (Q34 Secondary, 4th). In which form can the conflict be in o

Information	[type=discrete] [format=numeric] [valid=1] [valid(weighted)=2.097] [range=2-2]			
Literal question	In which form can the conflict be in our country over the next few years?			
Security	Public			
Value	Label	Cases	Weighted	Percentage (weighted)
2	Swearing, insults	1	2.097	100.0%
Sysmiss		1499	1497.903	

File database_kaz (cont.)

#134 q35: (Q35). How likely is conflict on the local level, in your vi

Information	[type=discrete] [format=numeric] [valid=1500] [valid(weighted)=1500] [range=1-9]			
Literal question	How likely is conflict on the local level, in your village/city, over the next few years?			
Security	Public			
Value	Label	Cases	Weighted	Percentage (weighted)
1	Highly likely	3	3.047	0.2%
2	Fairly likely	16	11.788	0.8%
3	Somewhat likely	146	138.672	9.2%
4	Not likely at all	1078	1091.695	72.8%
9	NR/DK	257	254.798	17.0%

#135 q36p_1: (Q36 Primary, 1st). What can be possible reasons for such co

Information	[type=discrete] [format=numeric] [valid=165] [valid(weighted)=153.507] [range=3-999]			
Literal question	What can be possible reasons for such conflict in your city/village over the next few years?			
Security	Public			
Value	Label	Cases	Weighted	Percentage (weighted)
3	Interethnic reasons (nationalism)	18	16.651	10.8%
6	Unemployment	19	12.433	8.1%
7	Poverty	2	1.415	0.9%
8	Youth unemployment	2	1.769	1.2%
11	Food prices increase	3	4.366	2.8%
13	Oppression of other ethnicities	3	5.825	3.8%
14	Lack of culture	1	0.371	0.2%
16	Religious	2	2.258	1.5%
17	Economic instability	3	4.508	2.9%
18	Social injustice, injustice of power	3	3.184	2.1%
20	Acts of terror, terrorism	2	1.806	1.2%
21	Prices increase / Expensiveness	2	1.081	0.7%
22	They want to grab our land (cannot agree over it)	6	3.54	2.3%
24	The gap between the rich and the poor	6	3.519	2.3%
26	Organized crime	1	1.398	0.9%
27	Political tension	2	2.295	1.5%
29	Disaccord between countries	1	0.893	0.6%
31	Religious groups	1	2.162	1.4%
33	Low wages	1	1.563	1.0%
36	Disorder	1	2.097	1.4%
37	Power division (power seizure, struggle)	2	1.806	1.2%
38	Between parties	1	1.806	1.2%
39	Environmental	3	3.317	2.2%
41	Lack of understanding between each other	1	0.491	0.3%
42	Low living standards	7	7.686	5.0%
47	Low pension	1	0.63	0.4%
49	Racism	2	2.709	1.8%

File database_kaz (cont.)

#135 q36p_1: (Q36 Primary, 1st). What can be possible reasons for such co (cont.)

Value (cont.)	Label	Cases	Weighted	Percentage (weighted)
50	War with neighbouring countries	1	0.79	0.5%
57	Oligarchy	1	1.042	0.7%
61	Owing to pastures	2	5.187	3.4%
63	Uncertainty in tomorrow	1	1.244	0.8%
65	Theft	3	1.905	1.2%
66	Drugs addiction	4	2.086	1.4%
67	Alcoholic state (alcohol)	1	0.909	0.6%
68	Insults	2	0.901	0.6%
73	Due to the delay of salary	1	1.398	0.9%
74	Poor housing conditions (electricity, heating, water unavail	4	5.59	3.6%
76	Expensive medical services	1	2.096	1.4%
77	Youth conflicts (for the territory)	1	0.251	0.2%
78	No money	1	0.284	0.2%
79	Money shortage	2	1.16	0.8%
80	House disorder	3	1.429	0.9%
84	Oralmans are not granted privileges and allowances	1	2.508	1.6%
86	People have become spiteful, aggressive, mean	2	0.796	0.5%
95	Language (the state language is Kazakh)	1	0.591	0.4%
96	Social issues	2	1.862	1.2%
98	People, migrating from auhls and regions	1	1.117	0.7%
99	Due to the border	1	0.893	0.6%
102	Due to unavailable of drinkable water people become sick	1	0.853	0.6%
105	Racketeering among youth	1	0.935	0.6%
106	Discontent with immigrants	1	0.935	0.6%
108	Many live under poor living standards	1	0.897	0.6%
113	Relationships with neighbours	1	0.794	0.5%
116	Many migrants chechens, who are very quarrelsome	1	0.72	0.5%
118	Social injustice	1	0.864	0.6%
120	People`s discontent, as they have received land not in the p	2	2.144	1.4%
121	Opposition against rural authorities	1	0.365	0.2%
122	People`s anger at the power	1	1.18	0.8%
126	Low cotton prices	2	2.143	1.4%
128	We are not secured against anything	1	0.339	0.2%
130	Conflicts with neighbours because of pastures	1	1.786	1.2%
131	If live-stock is stolen	1	0.893	0.6%
997	Answer is besides the point	5	2.516	1.6%
999	DO NOT KNOW	12	10.526	6.9%
Sysmiss		1335	1346.493	

File database_kaz (cont.)

#136 q36p_2: (Q36 Primary, 2nd). What can be possible reasons for such co

Information	[type=discrete] [format=numeric] [valid=58] [valid(weighted)=46.673] [range=3-997]			
Literal question	What can be possible reasons for such conflict in your city/village over the next few years?			
Security	Public			
Value	Label	Cases	Weighted	Percentage (weighted)
3	Interethnic reasons (nationalism)	5	3.558	7.6%
6	Unemployment	9	5.028	10.8%
7	Poverty	3	2.287	4.9%
8	Youth unemployment	1	0.909	1.9%
11	Food prices increase	1	0.54	1.2%
12	Augmentation of municipal services charges	2	3.122	6.7%
13	Oppression of other ethnicities	1	0.671	1.4%
16	Religious	1	1.244	2.7%
17	Economic instability	1	2.162	4.6%
20	Acts of terror, terrorism	1	1.355	2.9%
21	Prices increase / Expensiveness	2	3.097	6.6%
24	The gap between the rich and the poor	1	0.864	1.9%
25	Russians are not promoted in terms of career	1	0.96	2.1%
26	Organized crime	1	0.903	1.9%
27	Political tension	1	0.452	1.0%
33	Low wages	2	1.444	3.1%
36	Disorder	1	0.715	1.5%
39	Environmental	1	1.806	3.9%
42	Low living standards	4	1.724	3.7%
47	Low pension	1	0.315	0.7%
48	Children`s allowance are not paid	1	0.63	1.3%
51	Corruption everywhere	1	1.355	2.9%
56	Poor municipal services	1	0.224	0.5%
60	Monopolized prices regulation	1	1.042	2.2%
65	Theft	3	2.341	5.0%
66	Drugs addiction	1	0.502	1.1%
67	Alcoholic state (alcohol)	5	3.448	7.4%
73	Due to the delay of salary	1	1.398	3.0%
74	Poor housing conditions (electricity, heating, water unavail	1	1.398	3.0%
75	When the lower strata do not want to live as before, and the	1	0.251	0.5%
85	Drugs	1	0.476	1.0%
997	Answer is besides the point	1	0.455	1.0%
Sysmiss		1442	1453.327	

#137 q36p_3: (Q36 Primary, 3rd). What can be possible reasons for such co

Information	[type=discrete] [format=numeric] [valid=20] [valid(weighted)=15.298] [range=6-997]			
Literal question	What can be possible reasons for such conflict in your city/village over the next few years?			

File database_kaz (cont.)

#137 q36p_3: (Q36 Primary, 3rd). What can be possible reasons for such co (cont.)

Security		Public		
Value	Label	Cases	Weighted	Percentage (weighted)
6	Unemployment	1	0.63	4.1%
8	Youth unemployment	1	0.743	4.9%
12	Augmentation of municipal services charges	1	0.54	3.5%
13	Oppression of other ethnicities	1	1.621	10.6%
26	Organized crime	2	2.172	14.2%
33	Low wages	1	0.224	1.5%
39	Environmental	1	0.335	2.2%
42	Low living standards	2	1.042	6.8%
64	Vagabonds	1	1.042	6.8%
65	Theft	1	0.506	3.3%
66	Drugs addiction	2	0.982	6.4%
70	Discontent of the people	1	0.502	3.3%
119	Infringement of freedom	1	0.864	5.6%
123	Children's health problems	1	0.829	5.4%
125	Akimat's irresponsibility	1	1.111	7.3%
132	Disaccord in opinions	1	0.79	5.2%
997	Answer is besides the point	1	1.364	8.9%
Sysmiss		1480	1484.702	

#138 q36_1: (Q36 Secondary, 1st). What can be possible reasons for such

Information		[type=discrete] [format=numeric] [valid=165] [valid(weighted)=153.507] [range=1-99]		
Literal question		What can be possible reasons for such conflict in your city/village over the next few years?		
Security		Public		
Value	Label	Cases	Weighted	Percentage (weighted)
1	Unemployment	21	14.202	9.3%
2	Low level of life, economic instability and social injustice	40	40.602	26.4%
3	Discontent with the authorities, struggle of the elite and p	11	12.735	8.3%
4	Interethnic tensions with immigrants	27	28.547	18.6%
5	Religious extremism, terrorism	16	13.71	8.9%
6	Other	33	30.67	20.0%
97	Answer is besides the point	5	2.516	1.6%
99	HARD TO ANSWER	12	10.526	6.9%
Sysmiss		1335	1346.493	

#139 q36_2: (Q36 Secondary, 2nd). What can be possible reasons for such

Information		[type=discrete] [format=numeric] [valid=52] [valid(weighted)=40.994] [range=1-97]		
Literal question		What can be possible reasons for such conflict in your city/village over the next few years?		
Security		Public		

File database_kaz (cont.)#139 **q36_2: (Q36 Secondary, 2nd). What can be possible reasons for such** (cont.)

Value	Label	Cases	Weighted	Percentage (weighted)
1	Unemployment	11	6.567	16.0%
2	Low level of life, economic instability and social injustice	13	10.765	26.3%
3	Discontent with the authorities, struggle of the elite and p	3	1.417	3.5%
4	Interethnic tensions with immigrants	8	6.81	16.6%
5	Religious extremism, terrorism	12	10.689	26.1%
6	Other	4	4.291	10.5%
97	Answer is besides the point	1	0.455	1.1%
Sysmiss		1448	1459.006	

#140 **q36_3: (Q36 Secondary, 3rd). What can be possible reasons for such**

Information	[type=discrete] [format=numeric] [valid=10] [valid(weighted)=6.633] [range=2-97]			
Literal question	What can be possible reasons for such conflict in your city/village over the next few years?			
Security	Public			
Value	Label	Cases	Weighted	Percentage (weighted)
2	Low level of life, economic instability and social injustice	3	1.266	19.1%
3	Discontent with the authorities, struggle of the elite and p	1	1.111	16.7%
5	Religious extremism, terrorism	4	2.557	38.5%
6	Other	1	0.335	5.1%
97	Answer is besides the point	1	1.364	20.6%
Sysmiss		1490	1493.367	

#141 **q37p_1: (Q37 Primary, 1st). In which form can the conflict be in you**

Information	[type=discrete] [format=numeric] [valid=165] [valid(weighted)=153.507] [range=1-9]			
Literal question	In which form can the conflict be in your city/village over the next few years?			
Security	Public			
Value	Label	Cases	Weighted	Percentage (weighted)
1	Armed conflict	5	4.234	2.8%
2	Mass riots	56	49.538	32.3%
3	Slight use of physical force	56	47.704	31.1%
4	Swearing, insults	38	40.586	26.4%
9	DK/NR	10	11.445	7.5%
Sysmiss		1335	1346.493	

#142 **q37p_2: (Q37 Primary, 2nd). In which form can the conflict be in you**

Information	[type=discrete] [format=numeric] [valid=44] [valid(weighted)=41.21] [range=3-7]			
--------------------	---	--	--	--

File database_kaz (cont.)#142 **q37p_2: (Q37 Primary, 2nd). In which form can the conflict be in you** (cont.)

Literal question	In which form can the conflict be in your city/village over the next few years?			
Security	Public			
Value	Label	Cases	Weighted	Percentage (weighted)
3	Slight use of physical force	6	4.06	9.9%
4	Swearing, insults	37	36.249	88.0%
7	Slaughter	1	0.901	2.2%
Sysmiss		1456	1458.79	

#143 **q37p_3: (Q37 Primary, 3rd). In which form can the conflict be in you**

Information	[type=discrete] [format=numeric] [valid=3] [valid(weighted)=1.907] [range=4-4]			
Literal question	In which form can the conflict be in your city/village over the next few years?			
Security	Public			
Value	Label	Cases	Weighted	Percentage (weighted)
4	Swearing, insults	3	1.907	100.0%
Sysmiss		1497	1498.093	

#144 **q37_1: (Q37 Secondary, 1st). In which form can the conflict be in y**

Information	[type=discrete] [format=numeric] [valid=165] [valid(weighted)=153.507] [range=1-9]			
Literal question	In which form can the conflict be in your city/village over the next few years?			
Security	Public			
Value	Label	Cases	Weighted	Percentage (weighted)
1	Swearing, insults	38	40.586	26.4%
2	Slight use of physical force	56	47.704	31.1%
3	Mass riots, disorder	56	49.538	32.3%
4	Other	5	4.234	2.8%
9	DK/NR	10	11.445	7.5%
Sysmiss		1335	1346.493	

#145 **q37_2: (Q37 Secondary, 2nd). In which form can the conflict be in y**

Information	[type=discrete] [format=numeric] [valid=44] [valid(weighted)=41.21] [range=1-4]			
Literal question	In which form can the conflict be in your city/village over the next few years?			
Security	Public			
Value	Label	Cases	Weighted	Percentage (weighted)
1	Swearing, insults	37	36.249	88.0%
2	Slight use of physical force	6	4.06	9.9%
4	Other	1	0.901	2.2%
Sysmiss		1456	1458.79	

File database_kaz (cont.)

#146 q37_3: (Q37 Secondary, 3rd). In which form can the conflict be in y

Information	[type=discrete] [format=numeric] [valid=3] [valid(weighted)=1.907] [range=1-1]			
Literal question	In which form can the conflict be in your city/village over the next few years?			
Security	Public			
Value	Label	Cases	Weighted	Percentage (weighted)
1	Swearing, insults	3	1.907	100.0%
Sysmiss		1497	1498.093	

#147 q38: (Q38). How likely is conflict between Kazakhstan and other c

Information	[type=discrete] [format=numeric] [valid=1500] [valid(weighted)=1500] [range=1-9]			
Literal question	How likely is conflict between (country) and other countries in Central Asia?			
Security	Public			
Value	Label	Cases	Weighted	Percentage (weighted)
1	Highly likely	4	3.18	0.2%
2	Fairly likely	25	22.085	1.5%
3	Somewhat likely	247	228.973	15.3%
4	Not likely at all	855	872.637	58.2%
9	NR/DK	369	373.125	24.9%

#148 q39a1: (Q39A1). Can a conflict be between Kazakhstan and Kyrgyzstan

Information	[type=discrete] [format=numeric] [valid=276] [valid(weighted)=254.238] [range=1-9]			
Literal question	Can a conflict be between (country) and Kazakhstan?			
Security	Public			
Value	Label	Cases	Weighted	Percentage (weighted)
1	Yes	39	39.13	15.4%
2	No	209	187.262	73.7%
9	DK/NR	28	27.846	11.0%
Sysmiss		1224	1245.762	

#149 q39a2p_1: (Q39A2 Primary). Can a conflict be between Kazakhstan and K

Information	[type=discrete] [format=numeric] [valid=39] [valid(weighted)=39.13] [range=1-99]			
Literal question	Because of which reasons the conflict can be between (country) and Kazakhstan?			
Security	Public			
Value	Label	Cases	Weighted	Percentage (weighted)
1	Drugs (trafficking)	1	0.72	1.8%
2	Borders division	6	7.123	18.2%
3	Due to the territory	6	5.427	13.9%
5	Owing to water	1	1.501	3.8%
6	Due to the envy that we are better off	1	1.462	3.7%

File database_kaz (cont.)

#149 q39a2p_1: (Q39A2 Primary). Can a conflict be between Kazakhstan and K (cont.)

Value (cont.)	Label	Cases	Weighted	Percentage (weighted)
7	Border territories	2	1.812	4.6%
8	Economic	1	1.398	3.6%
10	Illegal traffic via border	2	2.233	5.7%
12	Interethnic conflict	1	0.476	1.2%
17	Crime	1	0.735	1.9%
20	At border crossing	2	2.019	5.2%
21	(Instable) political situation	1	0.735	1.9%
31	Customs issues	1	0.984	2.5%
35	Owing to irrigation water	1	0.569	1.5%
99	NO RESPONSE	12	11.935	30.5%
Sysmiss		1461	1460.87	

#150 q39a2_1: (Q39A2 Secondary). Because of which reasons the conflict can

Information	[type=discrete] [format=numeric] [valid=39] [valid(weighted)=39.13] [range=1-9]			
Literal question	In which form can the conflict be between (country) and Kazakhstan?			
Security	Public			
Value	Label	Cases	Weighted	Percentage (weighted)
1	Border and customs tensions	5	5.237	13.4%
2	Disputed over territories and waters	16	16.432	42.0%
3	Other	6	5.527	14.1%
9	NO RESPONSE	12	11.935	30.5%
Sysmiss		1461	1460.87	

#151 q40ap_1: (Q40A Primary, 1st). In which form can the conflict be betwe

Information	[type=discrete] [format=numeric] [valid=39] [valid(weighted)=39.13] [range=1-99]			
Literal question	In which form can the conflict be between (country) and Kazakhstan?			
Security	Public			
Value	Label	Cases	Weighted	Percentage (weighted)
1	War	2	1.47	3.8%
2	Rupture of diplomatic relations	9	8.735	22.3%
3	Armed border conflict	9	11.839	30.3%
4	Mass riots	7	4.579	11.7%
5	Slight use of physical force	5	4.901	12.5%
6	Swearing, insults	2	1.364	3.5%
7	On a governmental level	1	0.569	1.5%
99	DK/NR	4	5.676	14.5%
Sysmiss		1461	1460.87	

File database_kaz (cont.)**#152 q40ap_2: (Q40A Primary, 2nd). In which form can the conflict be betwe**

Information	[type=discrete] [format=numeric] [valid=13] [valid(weighted)=11.209] [range=2-6]			
Literal question	In which form can the conflict be between (country) and Kazakhstan?			
Security	Public			
Value	Label	Cases	Weighted	Percentage (weighted)
2	Rupture of diplomatic relations	3	2.932	26.2%
3	Armed border conflict	5	4.463	39.8%
5	Slight use of physical force	3	2.993	26.7%
6	Swearing, insults	2	0.821	7.3%
Sysmiss		1487	1488.791	

#153 q40ap_3: (Q40A Primary, 3rd). In which form can the conflict be betwe

Information	[type=discrete] [format=numeric] [valid=2] [valid(weighted)=1.47] [range=3-3]			
Literal question	In which form can the conflict be between (country) and Kazakhstan?			
Security	Public			
Value	Label	Cases	Weighted	Percentage (weighted)
3	Armed border conflict	2	1.47	100.0%
Sysmiss		1498	1498.53	

#154 q40ap_4: (Q40A Primary, 4th). In which form can the conflict be betwe

Information	[type=discrete] [format=numeric] [valid=2] [valid(weighted)=1.47] [range=4-5]			
Literal question	In which form can the conflict be between (country) and Kazakhstan?			
Security	Public			
Value	Label	Cases	Weighted	Percentage (weighted)
4	Mass riots	1	0.735	50.0%
5	Slight use of physical force	1	0.735	50.0%
Sysmiss		1498	1498.53	

#155 q40a_1: (Q40A Secondary, 1st). In which form can the conflict be bet

Information	[type=discrete] [format=numeric] [valid=39] [valid(weighted)=39.13] [range=1-9]			
Literal question	In which form can the conflict be between (country) and Kazakhstan?			
Security	Public			
Value	Label	Cases	Weighted	Percentage (weighted)
1	Armed border conflict	11	13.308	34.0%
2	Rupture (sharpening) of diplomatic relations	10	9.303	23.8%
3	Slight use of physical force	5	4.901	12.5%
4	Mass riots	7	4.579	11.7%
5	Swearing, insults	2	1.364	3.5%
9	DK/NR	4	5.676	14.5%

File database_kaz (cont.)#155 **q40a_1: (Q40A Secondary, 1st). In which form can the conflict be bet** (cont.)

Value (cont.)	Label	Cases	Weighted	Percentage (weighted)
Sysmiss		1461	1460.87	

#156 **q40a_2: (Q40A Secondary, 2nd). In which form can the conflict be bet**

Information	[type=discrete] [format=numeric] [valid=13] [valid(weighted)=11.209] [range=1-5]			
Literal question	In which form can the conflict be between (country) and Kazakhstan?			
Security	Public			
Value	Label	Cases	Weighted	Percentage (weighted)
1	Armed border conflict	5	4.463	39.8%
2	Rupture (sharpening) of diplomatic relations	3	2.932	26.2%
3	Slight use of physical force	3	2.993	26.7%
5	Swearing, insults	2	0.821	7.3%
Sysmiss		1487	1488.791	

#157 **q40a_3: (Q40A Secondary, 3rd). In which form can the conflict be bet**

Information	[type=discrete] [format=numeric] [valid=2] [valid(weighted)=1.47] [range=3-4]			
Literal question	In which form can the conflict be between (country) and Kazakhstan?			
Security	Public			
Value	Label	Cases	Weighted	Percentage (weighted)
3	Slight use of physical force	1	0.735	50.0%
4	Mass riots	1	0.735	50.0%
Sysmiss		1498	1498.53	

#158 **q39b1: (Q39B1). Can a conflict be between Kazakhstan and Tajikistan**

Information	[type=discrete] [format=numeric] [valid=276] [valid(weighted)=254.238] [range=1-9]			
Literal question	Can a conflict be between (country) and Kyrgyzstan?			
Security	Public			
Value	Label	Cases	Weighted	Percentage (weighted)
1	Yes	38	39.535	15.6%
2	No	202	178.178	70.1%
9	DK/NR	36	36.526	14.4%
Sysmiss		1224	1245.762	

#159 **q39b2p_1: (Q39B2 Primary, 1st). Because of which reasons the conflict**

Information	[type=discrete] [format=numeric] [valid=38] [valid(weighted)=39.535] [range=1-99]			
Literal question	Because of which reasons the conflict can be between (country) and Kyrgyzstan?			
Security	Public			

File database_kaz (cont.)

#159 q39b2p_1: (Q39B2 Primary, 1st). Because of which reasons the conflict (cont.)

Value	Label	Cases	Weighted	Percentage (weighted)
1	Drugs (trafficking)	4	1.938	4.9%
2	Borders division	1	2.292	5.8%
3	Due to the territory	4	5.008	12.7%
4	Emigration creates competition	1	0.558	1.4%
8	Economic	1	1.355	3.4%
12	Interethnic conflict	2	1.429	3.6%
14	Migration	2	2.258	5.7%
25	Owing to resources	1	0.677	1.7%
26	Border conflict	2	1.789	4.5%
28	People are cruel	1	0.238	0.6%
33	Talibs from Afghanistan	1	0.984	2.5%
34	Religious issue	2	2.643	6.7%
39	Terrorism	1	0.829	2.1%
42	Wahhabists or drugs dealers will come to Kazakhstan	1	1.709	4.3%
43	War actions in the country	1	0.96	2.4%
99	NO RESPONSE	13	14.868	37.6%
Sysmiss		1462	1460.465	

#160 q39b2p_2: (Q39B2 Primary, 2nd). Because of which reasons the conflict

Information	[type=discrete] [format=numeric] [valid=2] [valid(weighted)=2.174] [range=1-8]			
Literal question	Because of which reasons the conflict can be between (country) and Kyrgyzstan?			
Security	Public			
Value	Label	Cases	Weighted	Percentage (weighted)
1	Drugs (trafficking)	1	1.658	76.3%
8	Economic	1	0.516	23.7%
Sysmiss		1498	1497.826	

#161 q39b2p_3: (Q39B2 Primary, 3rd). Because of which reasons the conflict

Information	[type=discrete] [format=numeric] [valid=1] [valid(weighted)=0.516] [range=14-14]			
Literal question	Because of which reasons the conflict can be between (country) and Kyrgyzstan?			
Security	Public			
Value	Label	Cases	Weighted	Percentage (weighted)
14	Migration	1	0.516	100.0%
Sysmiss		1499	1499.484	

#162 q39b2_1: (Q39B2 Secondary, 1st). Because of which reasons the conflict

Information	[type=discrete] [format=numeric] [valid=38] [valid(weighted)=39.535] [range=1-9]			
--------------------	--	--	--	--

File database_kaz (cont.)

#162 q39b2_1: (Q39B2 Secondary, 1st). Because of which reasons the conflict (cont.)

Literal question	Because of which reasons the conflict can be between (country) and Kyrgyzstan?			
Security	Public			
Value	Label	Cases	Weighted	Percentage (weighted)
1	Immigration and drugs trafficking	7	4.754	12.0%
2	Other	18	19.913	50.4%
9	NO RESPONSE	13	14.868	37.6%
Sysmiss		1462	1460.465	

#163 q39b2_2: (Q39B2 Secondary, 2nd). Because of which reasons the conflict

Information	[type=discrete] [format=numeric] [valid=2] [valid(weighted)=2.174] [range=1-2]			
Literal question	Because of which reasons the conflict can be between (country) and Kyrgyzstan?			
Security	Public			
Value	Label	Cases	Weighted	Percentage (weighted)
1	Immigration and drugs trafficking	1	1.658	76.3%
2	Other	1	0.516	23.7%
Sysmiss		1498	1497.826	

#164 q40bp_1: (Q40B Primary, 1st). In which form can the conflict be betwe

Information	[type=discrete] [format=numeric] [valid=38] [valid(weighted)=39.535] [range=2-99]			
Literal question	In which form can the conflict be between (country) and Kyrgyzstan?			
Security	Public			
Value	Label	Cases	Weighted	Percentage (weighted)
2	Rupture of diplomatic relations	10	10.762	27.2%
3	Armed border conflict	11	11.903	30.1%
4	Mass riots	9	8.672	21.9%
5	Slight use of physical force	1	1.355	3.4%
6	Swearing, insults	2	1.385	3.5%
99	DK/NR	5	5.457	13.8%
Sysmiss		1462	1460.465	

#165 q40bp_2: (Q40B Primary, 2nd). In which form can the conflict be betwe

Information	[type=discrete] [format=numeric] [valid=7] [valid(weighted)=6.19] [range=2-6]			
Literal question	In which form can the conflict be between (country) and Kyrgyzstan?			
Security	Public			
Value	Label	Cases	Weighted	Percentage (weighted)
2	Rupture of diplomatic relations	1	0.251	4.1%
3	Armed border conflict	2	2.055	33.2%
4	Mass riots	1	1.197	19.3%

File database_kaz (cont.)#165 **q40bp_2: (Q40B Primary, 2nd). In which form can the conflict be betwe** (cont.)

Value (cont.)	Label	Cases	Weighted	Percentage (weighted)
5	Slight use of physical force	2	2.185	35.3%
6	Swearing, insults	1	0.502	8.1%
Sysmiss		1493	1493.81	

#166 **q40bp_3: (Q40B Primary, 3rd). In which form can the conflict be betwe**

Information	[type=discrete] [format=numeric] [valid=3] [valid(weighted)=3.251] [range=4-5]			
Literal question	In which form can the conflict be between (country) and Kyrgyzstan?			
Security	Public			
Value	Label	Cases	Weighted	Percentage (weighted)
4	Mass riots	1	1.486	45.7%
5	Slight use of physical force	2	1.766	54.3%
Sysmiss		1497	1496.749	

#167 **q40b_1: (Q40B Secondary, 1st). In which form can the conflict be bet**

Information	[type=discrete] [format=numeric] [valid=38] [valid(weighted)=39.535] [range=1-9]			
Literal question	In which form can the conflict be between (country) and Kyrgyzstan?			
Security	Public			
Value	Label	Cases	Weighted	Percentage (weighted)
1	Armed border conflict	11	11.903	30.1%
2	Rupture of diplomatic relations	10	10.762	27.2%
3	Mass riots	9	8.672	21.9%
4	Slight use of physical force	1	1.355	3.4%
5	Swearing, insults	2	1.385	3.5%
9	DK/NR	5	5.457	13.8%
Sysmiss		1462	1460.465	

#168 **q40b_2: (Q40B Secondary, 2nd). In which form can the conflict be bet**

Information	[type=discrete] [format=numeric] [valid=7] [valid(weighted)=6.19] [range=1-5]			
Literal question	In which form can the conflict be between (country) and Kyrgyzstan?			
Security	Public			
Value	Label	Cases	Weighted	Percentage (weighted)
1	Armed border conflict	2	2.055	33.2%
2	Rupture of diplomatic relations	1	0.251	4.1%
3	Mass riots	1	1.197	19.3%
4	Slight use of physical force	2	2.185	35.3%
5	Swearing, insults	1	0.502	8.1%
Sysmiss		1493	1493.81	

File database_kaz (cont.)**#169 q40b_3: (Q40B Secondary, 3rd). In which form can the conflict be bet**

Information	[type=discrete] [format=numeric] [valid=3] [valid(weighted)=3.251] [range=3-4]			
Literal question	In which form can the conflict be between (country) and Kyrgyzstan?			
Security	Public			
Value	Label	Cases	Weighted	Percentage (weighted)
3	Mass riots	1	1.486	45.7%
4	Slight use of physical force	2	1.766	54.3%
Sysmiss		1497	1496.749	

#170 q39c1: (Q39C1). Can a conflict be between Kazakhstan and Turkmenist

Information	[type=discrete] [format=numeric] [valid=276] [valid(weighted)=254.238] [range=1-9]			
Literal question	Can a conflict be between (country) and Turkmenistan?			
Security	Public			
Value	Label	Cases	Weighted	Percentage (weighted)
1	Yes	21	24.158	9.5%
2	No	222	195.248	76.8%
9	DK/NR	33	34.832	13.7%
Sysmiss		1224	1245.762	

#171 q39c2p_1: (Q39C2 Primary, 1st). Because of which reasons the conflict

Information	[type=discrete] [format=numeric] [valid=21] [valid(weighted)=24.158] [range=2-99]			
Literal question	Because of which reasons the conflict can be between (country) and Tajikistan?			
Security	Public			
Value	Label	Cases	Weighted	Percentage (weighted)
2	Borders division	2	3.145	13.0%
3	Due to the territory	3	2.908	12.0%
4	Emigration creates competition	2	2.438	10.1%
5	Due to the Caspian Sea area	1	1.392	5.8%
11	Due to disagreement with Turkmenistan's president	1	2.097	8.7%
12	Interethnic conflict	2	0.979	4.1%
14	Migration	1	0.903	3.7%
26	Border conflict	1	0.502	2.1%
27	Migrating Turkmen do not work, but steal	1	0.833	3.4%
99	NO RESPONSE	7	8.96	37.1%
Sysmiss		1479	1475.842	

#172 q39c2p_2: (Q39C2 Primary, 2nd). Because of which reasons the conflict

Information	[type=discrete] [format=numeric] [valid=1] [valid(weighted)=1.392] [range=7-7]			
Literal question	Because of which reasons the conflict can be between (country) and Tajikistan?			

File database_kaz (cont.)

#172 q39c2p_2: (Q39C2 Primary, 2nd). Because of which reasons the conflict (cont.)

Security		Public		
Value	Label	Cases	Weighted	Percentage (weighted)
7	Border lands	1	1.392	100.0%
Sysmiss		1499	1498.608	

#173 q39c2_1: (Q39C2 Secondary, 1st). Because of which reasons the conflict

Information		[type=discrete] [format=numeric] [valid=21] [valid(weighted)=24.158] [range=1-9]		
Literal question		Because of which reasons the conflict can be between (country) and Tadjikistan?		
Security		Public		
Value	Label	Cases	Weighted	Percentage (weighted)
1	Tensions due to territories and the Caspian Sea waters	5	6.053	25.1%
2	Migration	4	4.175	17.3%
3	Other	5	4.97	20.6%
9	NO RESPONSE	7	8.96	37.1%
Sysmiss		1479	1475.842	

#174 q39c2_2: (Q39C2 Secondary, 2nd). Because of which reasons the conflict

Information		[type=discrete] [format=numeric] [valid=1] [valid(weighted)=1.392] [range=1-1]		
Literal question		Because of which reasons the conflict can be between (country) and Tadjikistan?		
Security		Public		
Value	Label	Cases	Weighted	Percentage (weighted)
1	Tensions due to territories and the Caspian Sea waters	1	1.392	100.0%
Sysmiss		1499	1498.608	

#175 q40cp_1: (Q40C Primary, 1st). In which form can the conflict be betwe

Information		[type=discrete] [format=numeric] [valid=21] [valid(weighted)=24.158] [range=1-99]		
Literal question		In which form can the conflict be between (country) and Tadjikistan?		
Security		Public		
Value	Label	Cases	Weighted	Percentage (weighted)
1	War	1	0.953	3.9%
2	Rupture of diplomatic relations	3	5.23	21.6%
3	Armed border conflict	8	8.586	35.5%
4	Mass riots	3	1.657	6.9%
5	Slight use of physical force	1	1.392	5.8%
6	Swearing, insults	2	1.385	5.7%
99	DK/NR	3	4.956	20.5%
Sysmiss		1479	1475.842	

File database_kaz (cont.)

#176 q40cp_2: (Q40C Primary, 2nd). In which form can the conflict be betwe

Information	[type=discrete] [format=numeric] [valid=6] [valid(weighted)=7.481] [range=3-6]			
Literal question	In which form can the conflict be between (country) and Tadjikistan?			
Security	Public			
Value	Label	Cases	Weighted	Percentage (weighted)
3	Armed border conflict	2	3.583	47.9%
4	Mass riots	1	1.197	16.0%
5	Slight use of physical force	2	1.31	17.5%
6	Swearing, insults	1	1.392	18.6%
Sysmiss		1494	1492.519	

#177 q40cp_3: (Q40C Primary, 3rd). In which form can the conflict be betwe

Information	[type=discrete] [format=numeric] [valid=2] [valid(weighted)=2.683] [range=4-5]			
Literal question	In which form can the conflict be between (country) and Tadjikistan?			
Security	Public			
Value	Label	Cases	Weighted	Percentage (weighted)
4	Mass riots	1	1.486	55.4%
5	Slight use of physical force	1	1.197	44.6%
Sysmiss		1498	1497.318	

#178 q40c_1: (Q40C Secondary, 1st). In which form can the conflict be bet

Information	[type=discrete] [format=numeric] [valid=21] [valid(weighted)=24.158] [range=1-9]			
Literal question	In which form can the conflict be between (country) and Tadjikistan?			
Security	Public			
Value	Label	Cases	Weighted	Percentage (weighted)
1	Armed border conflict	9	9.539	39.5%
2	Mass riots	3	1.657	6.9%
3	Rupture of diplomatic relations	3	5.23	21.6%
4	Slight use of physical force	1	1.392	5.8%
5	Swearing, insults	2	1.385	5.7%
9	DK/NR	3	4.956	20.5%
Sysmiss		1479	1475.842	

#179 q40c_2: (Q40C Secondary, 2nd). In which form can the conflict be bet

Information	[type=discrete] [format=numeric] [valid=6] [valid(weighted)=7.481] [range=1-5]			
Literal question	In which form can the conflict be between (country) and Tadjikistan?			
Security	Public			
Value	Label	Cases	Weighted	Percentage (weighted)
1	Armed border conflict	2	3.583	47.9%

File database_kaz (cont.)

#179 q40c_2: (Q40C Secondary, 2nd). In which form can the conflict be bet (cont.)

Value (cont.)	Label	Cases	Weighted	Percentage (weighted)
2	Mass riots	1	1.197	16.0%
4	Slight use of physical force	2	1.31	17.5%
5	Swearing, insults	1	1.392	18.6%
Sysmiss		1494	1492.519	

#180 q40c_3: (Q40C Secondary, 3rd). In which form can the conflict be bet

Information	[type=discrete] [format=numeric] [valid=2] [valid(weighted)=2.683] [range=2-4]			
Literal question	In which form can the conflict be between (country) and Tadjikistan?			
Security	Public			
Value	Label	Cases	Weighted	Percentage (weighted)
2	Mass riots	1	1.486	55.4%
4	Slight use of physical force	1	1.197	44.6%
Sysmiss		1498	1497.318	

#181 q39d1: (Q39D1). Can a conflict be between Kazakhstan and Uzbekistan

Information	[type=discrete] [format=numeric] [valid=276] [valid(weighted)=254.238] [range=1-9]			
Literal question	Can a conflict be between (country) and Turkmenistan?			
Security	Public			
Value	Label	Cases	Weighted	Percentage (weighted)
1	Yes	222	206.596	81.3%
2	No	38	35.388	13.9%
9	DK/NR	16	12.254	4.8%
Sysmiss		1224	1245.762	

#182 q39d2p_1: (Q39D2 Primary, 1st). Because of which reasons the conflict

Information	[type=discrete] [format=numeric] [valid=222] [valid(weighted)=206.596] [range=1-99]			
Literal question	Because of which reasons the conflict can be between (country) and Turkmenistan?			
Security	Public			
Value	Label	Cases	Weighted	Percentage (weighted)
1	Drugs (trafficking)	3	2.791	1.4%
2	Borders division	25	22.137	10.7%
3	Due to the territory	51	43.967	21.3%
5	Due to water	6	5.218	2.5%
6	As they envious of our better life	1	0.743	0.4%
7	Border lands	38	37.126	18.0%
8	Economic tensions	2	1.412	0.7%
9	Rude address at immigrations control	4	3.947	1.9%
10	Illegal traffic via border	6	5.01	2.4%

File database_kaz (cont.)

#182 q39d2p_1: (Q39D2 Primary, 1st). Because of which reasons the conflict (cont.)

Value (cont.)	Label	Cases	Weighted	Percentage (weighted)
12	Interethnic conflict	8	6.382	3.1%
13	Due to the home live-stock (it is pasturing on a frontier la	1	1.806	0.9%
14	Migration	1	1.117	0.5%
15	Due to the tight control from Uzbekistan	3	4.034	2.0%
16	Commotions between border troops	5	3.356	1.6%
19	Conflicts between local inhabitants	2	1.504	0.7%
20	At border crossing	10	10.883	5.3%
21	(Instable) political situation	2	1.67	0.8%
22	Hostility of 2 Presidents (of Kazakhstan and of Uzbekistan)	1	0.903	0.4%
23	People will not be let to cross the border	5	7.628	3.7%
24	At change of the government	1	0.18	0.1%
26	Border conflict	9	6.598	3.2%
29	They want to seize all the markets	1	0.238	0.1%
30	Revilement, abuse of border soldiers	1	1.675	0.8%
32	Extremist nationalistic groups	3	2.724	1.3%
34	Religious issue	4	2.551	1.2%
35	Due to irrigation water	1	0.689	0.3%
36	Terrorists` penetration	1	0.397	0.2%
38	Extremists from Uzbekistan	1	0.993	0.5%
40	Due to natural gas	1	0.829	0.4%
41	People`s murders at the border	5	2.784	1.3%
43	Overweening ambitions of politicians	1	0.397	0.2%
99	NO RESPONSE	19	24.906	12.1%
Sysmiss		1278	1293.404	

#183 q39d2p_2: (Q39D2 Primary, 2nd). Because of which reasons the conflict

Information	[type=discrete] [format=numeric] [valid=22] [valid(weighted)=19.866] [range=1-41]			
Literal question	Because of which reasons the conflict can be between (country) and Turkmenistan?			
Security	Public			
Value	Label	Cases	Weighted	Percentage (weighted)
1	Drugs (trafficking)	1	1.117	5.6%
3	Due to the territory	4	2.657	13.4%
4	Emigration creates competition	2	1.355	6.8%
5	Due to water	5	3.596	18.1%
6	As they envious of our better life	1	0.397	2.0%
7	Border lands	3	3.352	16.9%
10	Illegal traffic via border	1	1.806	9.1%
14	Migration	2	2.709	13.6%
20	At border crossing	1	1.722	8.7%
34	Religious issue	1	0.397	2.0%

File database_kaz (cont.)#183 **q39d2p_2: (Q39D2 Primary, 2nd). Because of which reasons the conflict** (cont.)

Value (cont.)	Label	Cases	Weighted	Percentage (weighted)
41	People's murders at the border	1	0.759	3.8%
Sysmiss		1478	1480.134	

#184 **q39d2p_3: (Q39D2 Primary, 3rd). Because of which reasons the conflict**

Information	[type=discrete] [format=numeric] [valid=1] [valid(weighted)=0.452] [range=14-14]			
Literal question	Because of which reasons the conflict can be between (country) and Turkmenistan?			
Security	Public			
Value	Label	Cases	Weighted	Percentage (weighted)
14	Migration	1	0.452	100.0%
Sysmiss		1499	1499.548	

#185 **q39d2_1: (Q39D2 Secondary, 1st). Because of which reasons the conflict**

Information	[type=discrete] [format=numeric] [valid=222] [valid(weighted)=206.596] [range=1-99]			
Literal question	Because of which reasons the conflict can be between (country) and Turkmenistan?			
Security	Public			
Value	Label	Cases	Weighted	Percentage (weighted)
1	Disputes over territories	114	103.23	50.0%
2	Border conflicts between border troops and population	15	11.761	5.7%
3	Water distribution	7	5.907	2.9%
4	Border crossing and conflicts with police, border soldiers a	36	37.466	18.1%
5	Immigration of Uzbeks, religious tensions between the inhabi	19	14.402	7.0%
6	Other	12	8.925	4.3%
99	NO RESPONSE	19	24.906	12.1%
Sysmiss		1278	1293.404	

#186 **q39d2_2: (Q39D2 Secondary, 2nd). Because of which reasons the conflict**

Information	[type=discrete] [format=numeric] [valid=20] [valid(weighted)=18.727] [range=1-6]			
Literal question	Because of which reasons the conflict can be between (country) and Turkmenistan?			
Security	Public			
Value	Label	Cases	Weighted	Percentage (weighted)
1	Disputes over territories	6	5.266	28.1%
3	Water distribution	5	3.596	19.2%
4	Border crossing and conflicts with police, border soldiers a	3	4.288	22.9%
5	Immigration of Uzbeks, religious tensions between the inhabi	5	4.461	23.8%

File database_kaz (cont.)

#186 q39d2_2: (Q39D2 Secondary, 2nd). Because of which reasons the conflic (cont.)

Value (cont.)	Label	Cases	Weighted	Percentage (weighted)
6	Other	1	1.117	6.0%
Sysmiss		1480	1481.273	

#187 q39d2_3: (Q39D2 Secondary, 3rd). Because of which reasons the conflic

Information	[type=discrete] [format=numeric] [valid=1] [valid(weighted)=0.452] [range=5-5]			
Literal question	Because of which reasons the conflict can be between (country) and Turkmenistan?			
Security	Public			
Value	Label	Cases	Weighted	Percentage (weighted)
5	Immigration of Uzbeks, religious tensions between the inhabi	1	0.452	100.0%
Sysmiss		1499	1499.548	

#188 q40dp_1: (Q40D Primary, 1st). In which form can the conflict be betwe

Information	[type=discrete] [format=numeric] [valid=222] [valid(weighted)=206.596] [range=1-99]			
Literal question	In which form can the conflict be between (country) and Turkmenistan?			
Security	Public			
Value	Label	Cases	Weighted	Percentage (weighted)
1	War	2	3.1	1.5%
2	Rupture of diplomatic relations	33	33.432	16.2%
3	Armed border conflict	123	111.648	54.0%
4	Mass riots	30	25.349	12.3%
5	Slight use of physical force	24	20.816	10.1%
6	Swearing, insults	5	5.683	2.8%
99	DK/NR	5	6.568	3.2%
Sysmiss		1278	1293.404	

#189 q40dp_2: (Q40D Primary, 2nd). In which form can the conflict be betwe

Information	[type=discrete] [format=numeric] [valid=100] [valid(weighted)=90.225] [range=2-6]			
Literal question	In which form can the conflict be between (country) and Turkmenistan?			
Security	Public			
Value	Label	Cases	Weighted	Percentage (weighted)
2	Rupture of diplomatic relations	4	4.87	5.4%
3	Armed border conflict	13	11.86	13.1%
4	Mass riots	21	19.832	22.0%
5	Slight use of physical force	40	33.092	36.7%
6	Swearing, insults	22	20.571	22.8%
Sysmiss		1400	1409.775	

File database_kaz (cont.)

#190 q40dp_3: (Q40D Primary, 3rd). In which form can the conflict be betwe

Information	[type=discrete] [format=numeric] [valid=43] [valid(weighted)=39.838] [range=3-6]			
Literal question	In which form can the conflict be between (country) and Turkmenistan?			
Security	Public			
Value	Label	Cases	Weighted	Percentage (weighted)
3	Armed border conflict	2	3.1	7.8%
5	Slight use of physical force	18	14.749	37.0%
6	Swearing, insults	23	21.988	55.2%
Sysmiss		1457	1460.162	

#191 q40dp_4: (Q40D Primary, 4th). In which form can the conflict be betwe

Information	[type=discrete] [format=numeric] [valid=12] [valid(weighted)=9.703] [range=6-6]			
Literal question	In which form can the conflict be between (country) and Turkmenistan?			
Security	Public			
Value	Label	Cases	Weighted	Percentage (weighted)
6	Swearing, insults	12	9.703	100.0%
Sysmiss		1488	1490.297	

#192 q40d_1: (Q40D Secondary, 1st). In which form can the conflict be bet

Information	[type=discrete] [format=numeric] [valid=222] [valid(weighted)=206.596] [range=1-9]			
Literal question	In which form can the conflict be between (country) and Turkmenistan?			
Security	Public			
Value	Label	Cases	Weighted	Percentage (weighted)
1	Armed border conflict	125	114.748	55.5%
2	Slight use of physical force	24	20.816	10.1%
3	Swearing, insults	5	5.683	2.8%
4	Mass riots	30	25.349	12.3%
5	Rupture of diplomatic relations	33	33.432	16.2%
9	DK/NR	5	6.568	3.2%
Sysmiss		1278	1293.404	

#193 q40d_2: (Q40D Secondary, 2nd). In which form can the conflict be bet

Information	[type=discrete] [format=numeric] [valid=100] [valid(weighted)=90.225] [range=1-5]			
Literal question	In which form can the conflict be between (country) and Turkmenistan?			
Security	Public			
Value	Label	Cases	Weighted	Percentage (weighted)
1	Armed border conflict	13	11.86	13.1%
2	Slight use of physical force	40	33.092	36.7%
3	Swearing, insults	22	20.571	22.8%

File database_kaz (cont.)#193 **q40d_2: (Q40D Secondary, 2nd). In which form can the conflict be bet** (cont.)

Value (cont.)	Label	Cases	Weighted	Percentage (weighted)
4	Mass riots	21	19.832	22.0%
5	Rupture of diplomatic relations	4	4.87	5.4%
Sysmiss		1400	1409.775	

#194 **q40d_3: (Q40D Secondary, 3rd). In which form can the conflict be bet**

Information	[type=discrete] [format=numeric] [valid=41] [valid(weighted)=36.738] [range=2-3]			
Literal question	In which form can the conflict be between (country) and Turkmenistan?			
Security	Public			
Value	Label	Cases	Weighted	Percentage (weighted)
2	Slight use of physical force	18	14.749	40.1%
3	Swearing, insults	23	21.988	59.9%
Sysmiss		1459	1463.262	

#195 **q40d_4: (Q40D Secondary, 4th). In which form can the conflict be bet**

Information	[type=discrete] [format=numeric] [valid=12] [valid(weighted)=9.703] [range=3-3]			
Literal question	In which form can the conflict be between (country) and Turkmenistan?			
Security	Public			
Value	Label	Cases	Weighted	Percentage (weighted)
3	Swearing, insults	12	9.703	100.0%
Sysmiss		1488	1490.297	

#196 **q41: (Q41). Which is more important to you, your ethnicity or you**

Information	[type=discrete] [format=numeric] [valid=1500] [valid(weighted)=1500] [range=1-9]			
Literal question	Which is more important to you, your ethnicity or your citizenship?			
Security	Public			
Value	Label	Cases	Weighted	Percentage (weighted)
1	Nationality	268	261.844	17.5%
2	Citizenship	345	353.981	23.6%
3	EQUALLY IMPORTANT	682	661.369	44.1%
4	DO NOT CARE ABOUT EITHER	159	172.713	11.5%
9	DK/NR	46	50.093	3.3%

#197 **q42: (Q42). How would you estimate current relations among people**

Information	[type=discrete] [format=numeric] [valid=1500] [valid(weighted)=1500] [range=1-9]			
Literal question	How would you estimate current relations among people of different ethnic groups in (country)?			
Security	Public			

File database_kaz (cont.)

#197 q42: (Q42). How would you estimate current relations among people (cont.)

Value	Label	Cases	Weighted	Percentage (weighted)
1	Very good	274	295.127	19.7%
2	Somewhat good	992	986.088	65.7%
3	Somewhat bad	51	48.791	3.3%
4	Very bad	5	5.331	0.4%
9	DK/NR	178	164.664	11.0%

#198 q431p_1: (Q431 Primary, 1st). Why do you estimate current relations a

Information	[type=discrete] [format=numeric] [valid=1266] [valid(weighted)=1281.215] [range=1-999]			
Literal question	Why do you estimate current relations among people of different ethnic groups in (country) as good relations?			
Security	Public			
Value	Label	Cases	Weighted	Percentage (weighted)
1	We have nothing to dispute over	59	58.87	4.6%
2	Has always been multinational	25	29.535	2.3%
3	We have always been friends and are friends now	186	181.758	14.2%
4	We respect each, and live in peace	38	35.714	2.8%
5	We do not feud, do not quarrel, do not hate each other	32	32.028	2.5%
6	We are not nationalists	44	39.463	3.1%
7	Local inhabitants do not abuse other ethnicities	3	1.048	0.1%
8	All people are equal, regardless of ethnicity	50	60.282	4.7%
9	No oppressions	10	11.335	0.9%
10	No tensions, no claims, no problems	10	10.622	0.8%
11	No reasons to ill think	13	12.791	1.0%
12	There are no conflicts due to ethnic reasons	106	100.991	7.9%
13	We live in peace and in security	31	34.432	2.7%
14	Since a long time the relations are good	28	26.378	2.1%
15	A historically formed atmosphere	9	11.155	0.9%
16	Amiable	17	17.423	1.4%
17	We live as before	2	2.324	0.2%
18	Internationalism is wide spread	34	39.09	3.1%
19	Leadership is appropriately wise	28	27.686	2.2%
20	Kazakhs are a peaceful people	28	20.057	1.6%
21	Treat in a cultured way	12	15.305	1.2%
22	We value peace and rest	5	6.109	0.5%
23	Established relations	3	4.199	0.3%
24	Got used to solve peacefully	1	1.392	0.1%
25	Peaceful, relative-like relations	16	12.205	1.0%
26	Generous Kazakh soul	4	2.532	0.2%
27	We do not divide into ethnicities	26	23.744	1.9%
28	Peaceful country	7	8.061	0.6%
29	Relationships are good	37	42.832	3.3%

File database_kaz (cont.)

#198 q431p_1: (Q431 Primary, 1st). Why do you estimate current relations a (cont.)

Value (cont.)	Label	Cases	Weighted	Percentage (weighted)
30	Many friends (colleagues) of different ethnicities	16	17.207	1.3%
31	A little bit strained, but on the whole friendly	1	1.621	0.1%
32	Watching what's going on in the world, people wish for peace	1	0.696	0.1%
33	We understand each other (mutual understanding)	24	23.695	1.8%
34	Ethnic division is slightly felt	1	1.398	0.1%
35	Everything is still tolerable	2	2.097	0.2%
36	We live peacefully	101	105.667	8.2%
37	Mixed marriages	19	17.059	1.3%
38	Help each other	8	4.983	0.4%
39	Equality and fraternity between people of other ethnicities	1	1.201	0.1%
40	Hospitable (Kazakhs)	11	13.067	1.0%
41	Kazakhs are no chauvinists	1	0.224	0.0%
42	Democratic policy of the state	4	3.573	0.3%
43	Stable economic state of the Republic of Kazakhstan	4	5.098	0.4%
44	No ethnic quarrels	8	6.986	0.5%
45	Enough place for all	10	3.354	0.3%
46	We do not oppress anyone	1	1.13	0.1%
47	We share a common Motherland	15	16.423	1.3%
48	No problems (with people of other ethnicities)	5	5.011	0.4%
49	Be it a Russian, or a Chechen, we welcome all	1	0.754	0.1%
50	Much in common between different ethnicities	6	6.816	0.5%
51	There is unanimity	6	3.764	0.3%
52	Common issues (they unite)	6	6.074	0.5%
53	Everyone lives as he wishes (nobody is in his way)	4	4.981	0.4%
54	Other issues	1	1.563	0.1%
56	There is no aggression	1	1.042	0.1%
57	Russians are not abused	1	0.521	0.0%
58	Got used to live in neighbourhood	2	2.926	0.2%
59	Equal amount	1	1.042	0.1%
61	We've got accustomed to each other	13	9.856	0.8%
62	All people are nice	7	10.696	0.8%
63	Common interests	2	1.544	0.1%
64	We work jointly (much in common)	7	8.469	0.7%
65	Interesting to contact people of different ethnicities	2	2.975	0.2%
66	Accord between peoples, unity	3	5.015	0.4%
67	People are coming back	1	0.476	0.0%
68	It's the local population's mentality	2	1.832	0.1%

File database_kaz (cont.)

#198 q431p_1: (Q431 Primary, 1st). Why do you estimate current relations a (cont.)

Value (cont.)	Label	Cases	Weighted	Percentage (weighted)
69	People here are better than in Russia	2	1.856	0.1%
70	People understand, that there is no other way	1	0.823	0.1%
72	Muslims are a calm people	1	1.831	0.1%
73	People know each other's languages, and this brings us close	4	1.41	0.1%
74	Kazakhs are a very kind people	4	2.99	0.2%
75	There is no pressure of one language over the other	1	0.527	0.0%
76	Kazakhstan has gained Independence	1	0.263	0.0%
77	Civilized people	1	0.527	0.0%
80	Regard other traditions, respect them	1	0.829	0.1%
81	Good livings standards, we have no shortages	2	2.073	0.2%
82	The poor live friendly, they are many in numbers	2	1.262	0.1%
83	Grown up generation has been properly reared	1	1.658	0.1%
84	No Nazi moods	1	1.012	0.1%
85	Russian language unites all ethnicities	1	2.756	0.2%
86	Our religion helps in relations with people of different eth	1	1.537	0.1%
87	All value what kind of person he is, regardless of his ethn	2	2.275	0.2%
998	Answer misses the point	18	26.479	2.1%
999	DK/NR	59	60.909	4.8%
Sysmiss		234	218.785	

#199 q431p_2: (Q431 Primary, 2nd). Why do you estimate current relations a

Information	[type=discrete] [format=numeric] [valid=250] [valid(weighted)=263.857] [range=1-79]			
Literal question	Why do you estimate current relations among people of different ethnic groups in (country) as good relations?			
Security	Public			
Value	Label	Cases	Weighted	Percentage (weighted)
1	We have nothing to dispute over	12	9.832	3.7%
3	We have always been friends and are friends now	35	40.165	15.2%
4	We respect each, and live in peace	8	6.959	2.6%
5	We do not feud, do not quarrel, do not hate each other	4	7.954	3.0%
6	We are not nationalists	8	5.629	2.1%
7	Local inhabitants do not abuse other ethnicities	1	1.286	0.5%
8	All people are equal, regardless of ethnicity	12	14.344	5.4%
9	No oppressions	1	0.867	0.3%
10	No tensions, no claims, no problems	2	2.305	0.9%

File database_kaz (cont.)

#199 q431p_2: (Q431 Primary, 2nd). Why do you estimate current relations a (cont.)

Value (cont.)	Label	Cases	Weighted	Percentage (weighted)
12	There are no conflicts due to ethnic reasons	18	20.739	7.9%
13	We live in peace and in security	6	7.089	2.7%
14	Since a long time the relations are good	5	5.12	1.9%
15	A historically formed atmosphere	1	0.953	0.4%
16	Amiable	4	5.231	2.0%
18	Internationalism is wide spread	17	12.876	4.9%
19	Leadership is appropriately wise	8	9.917	3.8%
20	Kazakhs are a peaceful people	3	4.291	1.6%
24	Got used to solve peacefully	1	1.429	0.5%
25	Peaceful, relative-like relations	2	2.414	0.9%
26	Generous Kazakh soul	3	2.01	0.8%
27	We do not divide into ethnicities	12	12.846	4.9%
29	Relationships are good	4	4.286	1.6%
30	Many friends (colleagues) of different ethnicities	2	3.428	1.3%
33	We understand each other (mutual understanding)	11	8.914	3.4%
36	We live peacefully	21	24.478	9.3%
37	Mixed marriages	9	7.793	3.0%
38	Help each other	5	3.206	1.2%
40	Hospitable (Kazakhs)	7	9.97	3.8%
41	Kazakhs are no chauvinists	1	0.903	0.3%
42	Democratic policy of the state	1	0.452	0.2%
43	Stable economic state of the Republic of Kazakhstan	1	1.355	0.5%
44	No ethnic quarrels	1	0.377	0.1%
45	Enough place for all	3	2.92	1.1%
46	We do not oppress anyone	1	0.754	0.3%
47	We share a common Motherland	2	1.537	0.6%
52	Common issues (they unite)	3	3.153	1.2%
55	We celebrate holidays together	1	1.076	0.4%
58	Got used to live in neighbourhood	2	1.765	0.7%
60	We teach children to treat well people of other ethnicities	1	0.538	0.2%
61	We `ve got accustomed to each other	2	3.445	1.3%
64	We work jointly (much in common)	3	2.39	0.9%
66	Accord between peoples, unity	1	1.672	0.6%
73	People know each other`s languages, and this brings us close	2	1.41	0.5%
77	Civilized people	1	1.18	0.4%
78	Law-abiding people	1	1.441	0.5%
79	Kazakhs are a charitable people	1	1.16	0.4%
Sysmiss		1250	1236.143	

File database_kaz (cont.)

#200 q431p_3: (Q431 Primary, 3rd). Why do you estimate current relations a

Information	[type=discrete] [format=numeric] [valid=29] [valid(weighted)=37.199] [range=3-70]			
Literal question	Why do you estimate current relations among people of different ethnic groups in (country) as good relations?			
Security	Public			
Value	Label	Cases	Weighted	Percentage (weighted)
3	We have always been friends and are friends now	2	1.863	5.0%
4	We respect each, and live in peace	4	3.68	9.9%
8	All people are equal, regardless of ethnicity	2	3.904	10.5%
12	There are no conflicts due to ethnic reasons	5	5.674	15.3%
13	We live in peace and in security	1	2.401	6.5%
14	Since a long time the relations are good	1	0.984	2.6%
15	A historically formed atmosphere	1	1.378	3.7%
18	Internationalism is wide spread	1	0.433	1.2%
27	We do not divide into ethnicities	4	8.377	22.5%
29	Relationships are good	1	0.502	1.3%
37	Mixed marriages	1	0.251	0.7%
38	Help each other	2	5.246	14.1%
47	We share a common Motherland	1	0.458	1.2%
61	We `ve got accustomed to each other	1	0.59	1.6%
64	We work jointly (much in common)	1	0.768	2.1%
70	People understand, that there is no other way	1	0.689	1.9%
Sysmiss		1471	1462.801	

#201 q431_1: (Q431 Secondary, 1st). Why do you estimate current relations

Information	[type=discrete] [format=numeric] [valid=1266] [valid(weighted)=1281.215] [range=1-99]			
Literal question	Why do you estimate current relations among people of different ethnic groups in (country) as good relations?			
Security	Public			
Value	Label	Cases	Weighted	Percentage (weighted)
1	Relations between ethnic groups are good, friendly, united	405	398.869	31.1%
2	Relations between ethnic groups are tolerant and peaceful	738	747.174	58.3%
3	Tolerant relations are supported by the state	32	31.259	2.4%
4	Other	14	16.526	1.3%
98	Answer misses the point	18	26.479	2.1%
99	DK/NR	59	60.909	4.8%
Sysmiss		234	218.785	

#202 q431_2: (Q431 Secondary, 2nd). Why do you estimate current relations

Information	[type=discrete] [format=numeric] [valid=148] [valid(weighted)=162.884] [range=1-4]			
Literal question	Why do you estimate current relations among people of different ethnic groups in (country) as good relations?			

File database_kaz (cont.)

#202 q431_2: (Q431 Secondary, 2nd). Why do you estimate current relations (cont.)

Security		Public		
Value	Label	Cases	Weighted	Percentage (weighted)
1	Relations between ethnic groups are good, friendly, united	66	74.481	45.7%
2	Relations between ethnic groups are tolerant and peaceful	71	75.24	46.2%
3	Tolerant relations are supported by the state	10	11.809	7.2%
4	Other	1	1.355	0.8%
Sysmiss		1352	1337.116	

#203 q431_3: (Q431 Secondary, 3rd). Why do you estimate current relations

Information		[type=discrete] [format=numeric] [valid=1] [valid(weighted)=2.401] [range=2-2]		
Literal question		Why do you estimate current relations among people of different ethnic groups in (country) as good relations?		
Security		Public		
Value	Label	Cases	Weighted	Percentage (weighted)
2	Relations between ethnic groups are tolerant and peaceful	1	2.401	100.0%
Sysmiss		1499	1497.599	

#204 q432p_1: (Q432 Primary, 1st). Why do you estimate current relations a

Information		[type=discrete] [format=numeric] [valid=56] [valid(weighted)=54.122] [range=1-999]		
Literal question		Why do you estimate current relations among people of different ethnic groups in (country) as bad relations?		
Security		Public		
Value	Label	Cases	Weighted	Percentage (weighted)
1	Local population is disregarded	1	0.743	1.4%
3	National issue on the whole	1	0.96	1.8%
4	Struggle for survival	1	0.452	0.8%
5	Nationalism	4	3.797	7.0%
6	Negative attitude	1	0.54	1.0%
7	Ethnic separation is felt	9	8.908	16.5%
8	There is a leader in each ethnicity, who struggles for terri	1	1.355	2.5%
9	People of other ethnicities are disliked	1	0.521	1.0%
10	Unfair hiring, injustice (in general)	4	3.464	6.4%
12	Migrants are disliked	1	0.721	1.3%
13	Clashes between youth	1	1.005	1.9%
14	Many have left	1	0.833	1.5%
15	The elder generation is united, whereas the young one is not	2	2.086	3.9%
16	Aggressiveness between ethnicities	2	2.953	5.5%
17	Nationalism springs between Russians and Kazakhs	2	2.122	3.9%
18	Each helps only to representatives of his	1	0.394	0.7%

File database_kaz (cont.)

#204 q432p_1: (Q432 Primary, 1st). Why do you estimate current relations a (cont.)

Value (cont.)	Label	Cases	Weighted	Percentage (weighted)
	ethnicity			
19	Discrimination	1	1.733	3.2%
20	Kazakhs ceased to respect other ethnicities	1	0.853	1.6%
21	Misunderstanding	1	0.897	1.7%
22	Kazakhs are preferred for employment	2	0.563	1.0%
23	People have turned more spiteful and aggressive	1	0.639	1.2%
24	Due to criminality people have become aggressive	1	0.975	1.8%
25	Migrants are injured and become aggressive	2	4.078	7.5%
26	Quarrels due to home reasons	1	1.896	3.5%
27	If the majority of inhabitants are of another ethnicity, the	1	0.243	0.4%
28	Because for them (for Kazakhs) the Government has done every	1	1.111	2.1%
29	Russian have left and disorder started	1	0.421	0.8%
30	Each lives how he pleases himself	1	0.421	0.8%
32	At market there are sometimes tensions with Uzbeks	1	0.488	0.9%
33	Kazakhs often insult Uzbeks, tell them to go away, if they d	1	1.709	3.2%
998	Answer misses the point	2	2.017	3.7%
999	NO RESPONSE	5	5.225	9.7%
Sysmiss		1444	1445.878	

#205 q432p_2: (Q432 Primary, 2nd). Why do you estimate current relations a

Information	[type=discrete] [format=numeric] [valid=5] [valid(weighted)=5.065] [range=2-31]			
Literal question	Why do you estimate current relations among people of different ethnic groups in (country) as bad relations?			
Security	Public			
Value	Label	Cases	Weighted	Percentage (weighted)
2	Non-Kazakhs do not learn the state language	1	0.743	14.7%
11	Necessity to know Kazakh language	2	2.179	43.0%
21	Misunderstanding	1	1.722	34.0%
31	Kazakhs ceased to learn Russian	1	0.421	8.3%
Sysmiss		1495	1494.935	

#206 q432p_3: (Q432 Primary, 3rd). Why do you estimate current relations a

Information	[type=discrete] [format=numeric] [valid=1] [valid(weighted)=1.722] [range=12-12]			
Literal question	Why do you estimate current relations among people of different ethnic groups in (country) as bad relations?			
Security	Public			

File database_kaz (cont.)

#206 q432p_3: (Q432 Primary, 3rd). Why do you estimate current relations a (cont.)

Value	Label	Cases	Weighted	Percentage (weighted)
12	Migrants are disliked	1	1.722	100.0%
Sysmiss		1499	1498.278	

#207 q432_1: (Q432 Secondary, 1st). Why do you estimate current relations

Information	[type=discrete] [format=numeric] [valid=56] [valid(weighted)=54.122] [range=1-99]			
Literal question	Why do you estimate current relations among people of different ethnic groups in (country) as bad relations?			
Security	Public			
Value	Label	Cases	Weighted	Percentage (weighted)
1	Manifestation of nationalistic feelings and mistrust - xenop	30	30.04	55.5%
2	Non-Kazakhs are deprived of their rights due to the ignoranc	8	6.872	12.7%
3	Causes of nationalistic feelings and mistrust are poverty, s	9	8.369	15.5%
4	Struggle for power between ethic groups	2	1.598	3.0%
98	Answer is besides the point	2	2.017	3.7%
99	NO RESPONSE	5	5.225	9.7%
Sysmiss		1444	1445.878	

#208 q432_2: (Q432 Secondary, 2nd). Why do you estimate current relations

Information	[type=discrete] [format=numeric] [valid=4] [valid(weighted)=4.024] [range=2-4]			
Literal question	Why do you estimate current relations among people of different ethnic groups in (country) as bad relations?			
Security	Public			
Value	Label	Cases	Weighted	Percentage (weighted)
2	Non-Kazakhs are deprived of their rights due to the ignoranc	2	1.881	46.7%
3	Causes of nationalistic feelings and mistrust are poverty, s	1	1.722	42.8%
4	Struggle for power between ethic groups	1	0.421	10.5%
Sysmiss		1496	1495.976	

#209 q44_a: (Q44_A). How much do you feel in common with Kazakhs?

Information	[type=discrete] [format=numeric] [valid=1500] [valid(weighted)=1500] [range=1-9]			
Literal question	How much do you feel in common with Kazakhs?			
Security	Public			
Value	Label	Cases	Weighted	Percentage (weighted)
1	Much	1329	1341.697	89.4%
2	Little	98	96.191	6.4%
3	Nothing	13	11.374	0.8%

File database_kaz (cont.)#209 **q44_a: (Q44_A). How much do you feel in common with Kazakhs?** (cont.)

Value (cont.)	Label	Cases	Weighted	Percentage (weighted)
9	DK/NR	60	50.738	3.4%

#210 **q44_b: (Q44_B). How much do you feel in common with Russians?**

Information	[type=discrete] [format=numeric] [valid=1500] [valid(weighted)=1500] [range=1-9]			
Literal question	How much do you feel in common with Russians?			
Security	Public			
Value	Label	Cases	Weighted	Percentage (weighted)
1	Much	1251	1257.302	83.8%
2	Little	161	157.907	10.5%
3	Nothing	28	27.913	1.9%
9	DK/NR	60	56.878	3.8%

#211 **q44_c: (Q44_C). How much do you feel in common with Uzbeks?**

Information	[type=discrete] [format=numeric] [valid=1500] [valid(weighted)=1500] [range=1-9]			
Literal question	How much do you feel in common with Uzbeks?			
Security	Public			
Value	Label	Cases	Weighted	Percentage (weighted)
1	Much	537	577.917	38.5%
2	Little	368	376.242	25.1%
3	Nothing	357	326.174	21.7%
9	DK/NR	238	219.667	14.6%

#212 **q45_a: (Q45_A). How will change the current relations between people**

Information	[type=discrete] [format=numeric] [valid=1500] [valid(weighted)=1500] [range=1-9]			
Literal question	How will change the current relations between people of different nationalities in (country) over the next year?			
Security	Public			
Value	Label	Cases	Weighted	Percentage (weighted)
1	Improve	270	276.604	18.4%
2	About the same	1082	1078.131	71.9%
3	Worsen	29	25.276	1.7%
9	DK/NR	119	119.989	8.0%

#213 **q45_b: (Q45_B). How will change the current relations between people**

Information	[type=discrete] [format=numeric] [valid=1500] [valid(weighted)=1500] [range=1-9]			
Literal question	How will change the current relations between people of different nationalities in (country) over the next five years?			

File database_kaz (cont.)

#213 q45_b: (Q45_B). How will change the current relations between people (cont.)

Security		Public		
Value	Label	Cases	Weighted	Percentage (weighted)
1	Improve	345	371.488	24.8%
2	About the same	870	846.176	56.4%
3	Worsen	56	49.83	3.3%
9	DK/NR	229	232.505	15.5%

#214 q45_c: (Q45_C). How will change the current relations between people

Information		[type=discrete] [format=numeric] [valid=1500] [valid(weighted)=1500] [range=1-9]		
Literal question		How will change the current relations between people of different nationalities in (country) over the next decade?		
Security		Public		
Value	Label	Cases	Weighted	Percentage (weighted)
1	Improve	381	402.117	26.8%
2	About the same	718	714.874	47.7%
3	Worsen	54	44.882	3.0%
9	DK/NR	347	338.128	22.5%

#215 q46_a: (Q46_A). How do you rate policy of our government towards Ru

Information		[type=discrete] [format=numeric] [valid=1500] [valid(weighted)=1500] [range=1-9]		
Literal question		How do you rate policy of our government towards Russians living in (country)?		
Security		Public		
Value	Label	Cases	Weighted	Percentage (weighted)
1	Very fair	414	438.619	29.2%
2	Somewhat fair	857	851.394	56.8%
3	Somewhat unfair	94	81.609	5.4%
4	Very unfair	11	10.632	0.7%
9	DK/NR	124	117.746	7.8%

#216 q46_b: (Q46_B). How do you rate policy of our government towards Uz

Information		[type=discrete] [format=numeric] [valid=1500] [valid(weighted)=1500] [range=1-9]		
Literal question		How do you rate policy of our government towards Uzbeks living in Kazakhstan?		
Security		Public		
Value	Label	Cases	Weighted	Percentage (weighted)
1	Very fair	310	351.246	23.4%
2	Somewhat fair	710	705.368	47.0%
3	Somewhat unfair	76	60.758	4.1%
4	Very unfair	11	7.437	0.5%
9	DK/NR	393	375.192	25.0%

File database_kaz (cont.)

#217 q47: (Q47). In the last several years, have you experienced insta

Information	[type=discrete] [format=numeric] [valid=1500] [valid(weighted)=1500] [range=1-9]			
Literal question	In the last several years, have you experienced instances of discrimination because of your ethnicity in Kazakhstan?			
Security	Public			
Value	Label	Cases	Weighted	Percentage (weighted)
1	Yes	58	50.612	3.4%
2	No	1381	1389.759	92.7%
9	DK/NR	61	59.629	4.0%

#218 q48p_1: (Q48 Primary, 1st). In what form was expressed discriminatio

Information	[type=discrete] [format=numeric] [valid=58] [valid(weighted)=50.612] [range=1-999]			
Literal question	In what form was expressed discrimination of your rights in Kazakhstan because of your nationality?			
Security	Public			
Value	Label	Cases	Weighted	Percentage (weighted)
1	Bad attitude towards migrants	2	0.762	1.5%
2	Russian are hostile towards Kazakhs	1	0.743	1.5%
3	Insults in public transport	1	2.087	4.1%
5	At entering universities Kazakhs got a priority	1	0.96	1.9%
6	No career promotion - they say to learn Kazakh language	1	0.96	1.9%
7	Frequent checks due to any disorders	1	0.96	1.9%
8	Problematic to get employed due to ethnicity	4	3.251	6.4%
9	Hostility from Southern Kazakhs	1	1.398	2.8%
10	Kazakhs do not pay out wages in the entire amount	2	1.168	2.3%
11	Due to my Kazakh ethnicity I am not getting promotion at work	1	0.452	0.9%
12	They say to leave for Russia	5	3.855	7.6%
13	You are not a Kazakh, you have no opportunities	1	0.54	1.1%
14	They do not hire without knowledge of Kazakh language	6	6.723	13.3%
15	Knowledge of Kazakh language is required	5	5.63	11.1%
16	In foreign companies we, Kazakhs, are treated as inferior	1	0.447	0.9%
17	Hostility of other ethnicities	1	0.521	1.0%
18	They will fire due to ethnicity	6	4.211	8.3%
19	In public places they try to speak Kazakh	2	1.067	2.1%
20	Insults based on ethnicity	1	0.558	1.1%
21	Police detains frequently, can drop you something	2	1.311	2.6%
22	Discrimination	1	0.394	0.8%
23	In everyday life	2	3.16	6.2%
24	In passport department they deliberately do not issue a pass	1	0.365	0.7%

File database_kaz (cont.)**#218 q48p_1: (Q48 Primary, 1st). In what form was expressed discriminatio** (cont.)

Value (cont.)	Label	Cases	Weighted	Percentage (weighted)
25	Russians are preferred in terms of employment	1	0.829	1.6%
26	We have no passports and therefore are not entitled to parti	2	2.069	4.1%
27	I got an insufficient amount of land (as I am not a Kazakh)	1	1.033	2.0%
29	Kazakhs are preferred at hiring	2	2.538	5.0%
30	When I was a market seller, sellers-Uzbeks would say: "Do no	1	0.488	1.0%
31	At the market if you speak Russian, the price is charged twi	1	0.732	1.4%
999	NO RESPONSE	1	1.398	2.8%
Sysmiss		1442	1449.388	

#219 q48p_2: (Q48 Primary, 2nd). In what form was expressed discriminatio

Information	[type=discrete] [format=numeric] [valid=3] [valid(weighted)=4.237] [range=12-28]			
Literal question	In what form was expressed discrimination of your rights in Kazakhstan because of your nationality?			
Security	Public			
Value	Label	Cases	Weighted	Percentage (weighted)
12	They say to leave for Russia	1	1.117	26.4%
14	They do not hire without knowledge of Kazakh language	1	2.087	49.3%
28	The have not raised my pension, (as I am not a Kazakh)	1	1.033	24.4%
Sysmiss		1497	1495.763	

#220 q48_1: (Q48 Secondary, 1st). In what form was expressed discriminat

Information	[type=discrete] [format=numeric] [valid=58] [valid(weighted)=50.612] [range=1-9]			
Literal question	In what form was expressed discrimination of your rights in Kazakhstan because of your nationality?			
Security	Public			
Value	Label	Cases	Weighted	Percentage (weighted)
1	Discrimination and distrust towards Kazakhs from "Non-Kazakh	6	3.48	6.9%
2	Discrimination and distrust towards "Non-Kazakhs" on the par	38	33.936	67.0%
3	Infringements of rights or dignity of immigrants	7	4.202	8.3%
4	Other	6	7.597	15.0%
9	DK/NR	1	1.398	2.8%
Sysmiss		1442	1449.388	

File database_kaz (cont.)

#221 q48_2: (Q48 Secondary, 2nd). In what form was expressed discriminat

Information	[type=discrete] [format=numeric] [valid=1] [valid(weighted)=2.087] [range=2-2]			
Literal question	In what form was expressed discrimination of your rights in Kazakhstan because of your nationality?			
Security	Public			
Value	Label	Cases	Weighted	Percentage (weighted)
2	Discrimination and distrust towards "Non-Kazakhs" on the par	1	2.087	100.0%
Sysmiss		1499	1497.913	

#222 q49: (Q49). Have new people moved to your village or district for

Information	[type=discrete] [format=numeric] [valid=1500] [valid(weighted)=1500] [range=1-9]			
Literal question	Have new people moved to your village or district for work or for living in the last few years?			
Security	Public			
Value	Label	Cases	Weighted	Percentage (weighted)
1	Yes	617	591.121	39.4%
2	Yes, my family and I moved here	57	54.925	3.7%
3	No	570	586.146	39.1%
9	DK/NR	256	267.808	17.9%

#223 q50p_1: (Q50 Primary, 1st). Where are people have coming for work or

Information	[type=discrete] [format=numeric] [valid=617] [valid(weighted)=591.121] [range=1-99]			
Literal question	Where are people have coming for work or for living come from?			
Security	Public			
Value	Label	Cases	Weighted	Percentage (weighted)
1	From other district	4	6.794	1.1%
2	Tajikistan	17	20.375	3.4%
3	Iran	11	17.112	2.9%
4	Turkmenistan	8	8.429	1.4%
5	Kyrgyzstan	19	19.035	3.2%
7	Uzbekistan	210	176.396	29.8%
8	China	31	23.742	4.0%
10	Mongolia	52	52.671	8.9%
11	Russia	10	10.677	1.8%
13	Armenia	8	9.386	1.6%
14	Chechnya	8	7.917	1.3%
16	Afghanistan	3	2.56	0.4%
98	FROM OTHER KAZAKHSTAN'S REGION	181	185.257	31.3%
99	DK/NR	55	50.769	8.6%
Sysmiss		883	908.879	

File database_kaz (cont.)

#224 q50p_2: (Q50 Primary, 2nd). Where are people have coming for work or

Information	[type=discrete] [format=numeric] [valid=112] [valid(weighted)=110.057] [range=2-98]			
Literal question	Where are people have coming for work or for living come from?			
Security	Public			
Value	Label	Cases	Weighted	Percentage (weighted)
2	Tajikistan	12	10.321	9.4%
3	Iran	3	3.796	3.4%
4	Turkmenistan	4	2.817	2.6%
5	Kyrgyzstan	17	16.416	14.9%
7	Uzbekistan	27	29.541	26.8%
8	China	12	10.243	9.3%
9	Iraq	2	2.435	2.2%
10	Mongolia	15	11.995	10.9%
11	Russia	3	2.551	2.3%
13	Armenia	1	0.72	0.7%
14	Chechnya	7	8.632	7.8%
15	Turkey	2	0.913	0.8%
16	Afghanistan	3	3.489	3.2%
98	FROM OTHER KAZAKHSTAN'S REGION	4	6.188	5.6%
Sysmiss		1388	1389.943	

#225 q50p_3: (Q50 Primary, 3rd). Where are people have coming for work or

Information	[type=discrete] [format=numeric] [valid=33] [valid(weighted)=33.043] [range=2-16]			
Literal question	Where are people have coming for work or for living come from?			
Security	Public			
Value	Label	Cases	Weighted	Percentage (weighted)
2	Tajikistan	4	3.011	9.1%
3	Iran	1	3.445	10.4%
4	Turkmenistan	4	3.912	11.8%
5	Kyrgyzstan	2	1.486	4.5%
6	Czechia	1	2.087	6.3%
7	Uzbekistan	5	5.559	16.8%
8	China	9	7.029	21.3%
10	Mongolia	4	2.852	8.6%
11	Russia	1	0.743	2.2%
12	Israel	1	1.114	3.4%
16	Afghanistan	1	1.806	5.5%
Sysmiss		1467	1466.957	

#226 q50p_4: (Q50 Primary, 4th). Where are people have coming for work or

Information	[type=discrete] [format=numeric] [valid=5] [valid(weighted)=4.101] [range=2-17]			
Literal question	Where are people have coming for work or for living come from?			

File database_kaz (cont.)

#226 q50p_4: (Q50 Primary, 4th). Where are people have coming for work or (cont.)

Security		Public		
Value	Label	Cases	Weighted	Percentage (weighted)
2	Tajikistan	1	0.743	18.1%
4	Turkmenistan	1	1.391	33.9%
8	China	1	0.623	15.2%
11	Russia	1	0.623	15.2%
17	Korea	1	0.72	17.6%
Sysmiss		1495	1495.899	

#227 q50_1: (Q50 Secondary, 1st). Where are people have coming for work

Information		[type=discrete] [format=numeric] [valid=617] [valid(weighted)=591.121] [range=1-99]		
Literal question		Where are people have coming for work or for living come from?		
Security		Public		
Value	Label	Cases	Weighted	Percentage (weighted)
1	Uzbekistan	210	176.396	29.8%
2	Mongolia	52	52.671	8.9%
3	China	31	23.742	4.0%
4	Kyrgyzstan	19	19.035	3.2%
5	Tajikistan	17	20.375	3.4%
6	Turkmenistan	8	8.429	1.4%
7	Russia, including Chechnya	18	18.594	3.1%
8	Other countries	22	29.058	4.9%
9	Other Kazakhstan` oblast	181	185.257	31.3%
10	Other	4	6.794	1.1%
99	DK/NR	55	50.769	8.6%
Sysmiss		883	908.879	

#228 q50_2: (Q50 Secondary, 2nd). Where are people have coming for work

Information		[type=discrete] [format=numeric] [valid=111] [valid(weighted)=107.99] [range=1-9]		
Literal question		Where are people have coming for work or for living come from?		
Security		Public		
Value	Label	Cases	Weighted	Percentage (weighted)
1	Uzbekistan	27	29.541	27.4%
2	Mongolia	15	11.995	11.1%
3	China	12	10.243	9.5%
4	Kyrgyzstan	17	16.416	15.2%
5	Tajikistan	12	10.321	9.6%
6	Turkmenistan	5	3.861	3.6%
7	Russia, including Chechnya	10	11.183	10.4%
8	Other countries	9	8.242	7.6%
9	Other Kazakhstan` oblast	4	6.188	5.7%

File database_kaz (cont.)#228 **q50_2: (Q50 Secondary, 2nd). Where are people have coming for work** (cont.)

Value (cont.)	Label	Cases	Weighted	Percentage (weighted)
Sysmiss		1389	1392.01	

#229 **q50_3: (Q50 Secondary, 3rd). Where are people have coming for work**

Information	[type=discrete] [format=numeric] [valid=32] [valid(weighted)=32] [range=1-8]			
Literal question	Where are people have coming for work or for living come from?			
Security	Public			
Value	Label	Cases	Weighted	Percentage (weighted)
1	Uzbekistan	5	5.559	17.4%
2	Mongolia	4	2.852	8.9%
3	China	9	7.029	22.0%
4	Kyrgyzstan	2	1.486	4.6%
5	Tajikistan	4	3.011	9.4%
6	Turkmenistan	3	2.869	9.0%
7	Russia, including Chechnya	1	0.743	2.3%
8	Other countries	4	8.452	26.4%
Sysmiss		1468	1468	

#230 **q50_4: (Q50 Secondary, 4th). Where are people have coming for work**

Information	[type=discrete] [format=numeric] [valid=4] [valid(weighted)=3.381] [range=3-7]			
Literal question	Where are people have coming for work or for living come from?			
Security	Public			
Value	Label	Cases	Weighted	Percentage (weighted)
3	China	1	0.623	18.4%
5	Tajikistan	1	0.743	22.0%
6	Turkmenistan	1	1.391	41.2%
7	Russia, including Chechnya	1	0.623	18.4%
Sysmiss		1496	1496.619	

#231 **q51p: (Q51 Primary). Where did you and your family move from?**

Information	[type=discrete] [format=numeric] [valid=57] [valid(weighted)=54.925] [range=2-98]			
Literal question	Where did you and your family move from?			
Security	Public			
Value	Label	Cases	Weighted	Percentage (weighted)
2	Tajikistan	2	2.067	3.8%
3	Iran	1	0.689	1.3%
4	Turkmenistan	3	2.945	5.4%
5	Kyrgyzstan	2	1.746	3.2%
7	Uzbekistan	13	9.942	18.1%

File database_kaz (cont.)

#231 q51p: (Q51 Primary). Where did you and your family move from? (cont.)

Value (cont.)	Label	Cases	Weighted	Percentage (weighted)
8	China	1	0.516	0.9%
11	Russia	3	5.294	9.6%
13	Armenia	1	0.36	0.7%
98	FROM OTHER KAZAKHSTAN'S REGION	31	31.366	57.1%
Sysmiss		1443	1445.075	

#232 q51: (Q51 Secondary). Where did you and your family move from?

Information	[type=discrete] [format=numeric] [valid=57] [valid(weighted)=54.925] [range=1-9]			
Literal question	Where did you and your family move from?			
Security	Public			
Value	Label	Cases	Weighted	Percentage (weighted)
1	FROM OTHER KAZAKHSTAN'S REGION	31	31.366	57.1%
2	Uzbekistan	13	9.942	18.1%
3	Turkmenistan	3	2.945	5.4%
4	Russia	3	5.294	9.6%
5	Tajikistan	2	2.067	3.8%
6	Kyrgyzstan	2	1.746	3.2%
7	Iran	1	0.689	1.3%
8	China	1	0.516	0.9%
9	Armenia	1	0.36	0.7%
Sysmiss		1443	1445.075	

#233 q52: (Q52). Are there any tensions between newcomers and local pe

Information	[type=discrete] [format=numeric] [valid=674] [valid(weighted)=646.046] [range=1-2]			
Literal question	Are there any tensions between newcomers and local people?			
Security	Public			
Value	Label	Cases	Weighted	Percentage (weighted)
1	Yes	61	54.273	8.4%
2	No	613	591.773	91.6%
Sysmiss		826	853.954	

#234 q521p_1: (Q521 Primary, 1st). What conflicts between newcomers and lo

Information	[type=discrete] [format=numeric] [valid=61] [valid(weighted)=54.273] [range=1-98]			
Literal question	What conflicts between newcomers and local people are there?			
Security	Public			
Value	Label	Cases	Weighted	Percentage (weighted)
1	They say they do not need us here	1	0.348	0.6%
2	They are ambitious, as if we should create	1	0.743	1.4%

File database_kaz (cont.)

#234 q521p_1: (Q521 Primary, 1st). What conflicts between newcomers and lo (cont.)

Value (cont.)	Label	Cases	Weighted	Percentage (weighted)
	conditions for th			
3	Due to lack of employment	5	5.133	9.5%
4	Lack of understanding	3	2.411	4.4%
5	Insignificant conflicts due to trivialities	1	0.696	1.3%
6	Sometimes there are quarrels due to the fact that we are wor	1	1.398	2.6%
7	Hostility	1	1.398	2.6%
8	Due to housing	2	2.783	5.1%
9	Social grounds	2	1.856	3.4%
11	Theft	5	4.441	8.2%
12	Disaccord	1	1.722	3.2%
13	The locals consider themselves to be old residents	1	0.953	1.8%
14	Trivial tensions	6	3.625	6.7%
15	Oralmans are bold people, nationalists, without limit, they	11	8.709	16.0%
17	Ethnic reasons	2	1.923	3.5%
18	Disaccord between the migrants and the locals	3	3.576	6.6%
19	Migrants receive houses, whereas the locals live poorly	1	0.623	1.1%
20	Migrants have fewer rights than the locals (unjust decisions	3	3.331	6.1%
21	Migrants are bold	1	1.441	2.7%
22	Iranians do not keep cleanness (dirty)	1	2.067	3.8%
23	We have not accustomed yet to each other	1	0.243	0.4%
24	Market division	1	0.829	1.5%
26	Uzbeks do no get remuneration, as they have no citizenship (2	0.841	1.5%
27	Due to market places (for local people prices are lower)	1	0.488	0.9%
98	NO RESPONSE	4	2.695	5.0%
Sysmiss		1439	1445.727	

#235 q521p_2: (Q521 Primary, 2nd). What conflicts between newcomers and lo

Information	[type=discrete] [format=numeric] [valid=8] [valid(weighted)=7.064] [range=3-25]			
Literal question	What conflicts between newcomers and local people are there?			
Security	Public			
Value	Label	Cases	Weighted	Percentage (weighted)
3	Due to lack of employment	1	1.355	19.2%
4	Lack of understanding	1	0.623	8.8%
8	Due to housing	1	0.197	2.8%
10	Due to culture (different)	1	0.903	12.8%
12	Disaccord	1	0.721	10.2%

File database_kaz (cont.)#235 **q521p_2: (Q521 Primary, 2nd). What conflicts between newcomers and lo** (cont.)

Value (cont.)	Label	Cases	Weighted	Percentage (weighted)
16	Disorder, garbage	2	2.437	34.5%
25	Different conflicts	1	0.829	11.7%
Sysmiss		1492	1492.936	

#236 **q521_1: (Q521 Secondary, 1st). What conflicts between newcomers and**

Information	[type=discrete] [format=numeric] [valid=61] [valid(weighted)=54.273] [range=1-98]			
Literal question	What conflicts between newcomers and local people are there?			
Security	Public			
Value	Label	Cases	Weighted	Percentage (weighted)
1	Immigrants occupy vacancies and houses	11	10.643	19.6%
2	Immigrants (oralmans - Kazakhs from other countries) claim	23	21.354	39.3%
3	Routine tensions between local and migrants	23	19.58	36.1%
98	NO RESPONSE	4	2.695	5.0%
Sysmiss		1439	1445.727	

#237 **q521_2: (Q521 Secondary, 2nd). What conflicts between newcomers and**

Information	[type=discrete] [format=numeric] [valid=3] [valid(weighted)=3.98] [range=1-2]			
Literal question	What conflicts between newcomers and local people are there?			
Security	Public			
Value	Label	Cases	Weighted	Percentage (weighted)
1	Immigrants occupy vacancies and houses	1	1.355	34.0%
2	Immigrants (oralmans - Kazakhs from other countries) claim	2	2.625	66.0%
Sysmiss		1497	1496.02	

#238 **q53_a: (Q53_A). What impact has borders between Kazakhstan and othe**

Information	[type=discrete] [format=numeric] [valid=1500] [valid(weighted)=1500] [range=1-9]			
Literal question	What impact has borders between Kazakhstan and other Central Asian countries had in trade, transport, transit across new borders?			
Security	Public			
Value	Label	Cases	Weighted	Percentage (weighted)
1	Very positive	61	61.526	4.1%
2	Positive	244	256.072	17.1%
3	No impact	238	245.076	16.3%
4	Negative	580	575.321	38.4%
5	Very negative	128	131.433	8.8%
9	DK/NR	249	230.572	15.4%

File database_kaz (cont.)

#239 q53_b: (Q53_B). What impact has borders between Kazakhstan and othe

Information	[type=discrete] [format=numeric] [valid=1500] [valid(weighted)=1500] [range=1-9]			
Literal question	What impact has borders between Kazakhstan and other Central Asian countries had in access to water?			
Security	Public			
Value	Label	Cases	Weighted	Percentage (weighted)
1	Very positive	33	35.667	2.4%
2	Positive	131	148.568	9.9%
3	No impact	520	556.971	37.1%
4	Negative	320	292.667	19.5%
5	Very negative	112	95.375	6.4%
9	DK/NR	384	370.753	24.7%

#240 q53_c: (Q53_C). What impact has borders between Kazakhstan and othe

Information	[type=discrete] [format=numeric] [valid=1500] [valid(weighted)=1500] [range=1-9]			
Literal question	What impact has borders between Kazakhstan and other Central Asian countries had in access to energy (electricity, fuel etc.)?			
Security	Public			
Value	Label	Cases	Weighted	Percentage (weighted)
1	Very positive	32	34.935	2.3%
2	Positive	161	178.289	11.9%
3	No impact	513	531.529	35.4%
4	Negative	328	317.041	21.1%
5	Very negative	103	86.027	5.7%
9	DK/NR	363	352.178	23.5%

#241 q53_d: (Q53_D). What impact has borders between Kazakhstan and othe

Information	[type=discrete] [format=numeric] [valid=1500] [valid(weighted)=1500] [range=1-9]			
Literal question	What impact has borders between Kazakhstan and other Central Asian countries had in ability to make financial transactions for business?			
Security	Public			
Value	Label	Cases	Weighted	Percentage (weighted)
1	Very positive	50	57.151	3.8%
2	Positive	222	220.602	14.7%
3	No impact	361	388.208	25.9%
4	Negative	331	321.361	21.4%
5	Very negative	70	69.076	4.6%
9	DK/NR	466	443.601	29.6%

#242 q53_e: (Q53_E). What impact has borders between Kazakhstan and othe

Information	[type=discrete] [format=numeric] [valid=1500] [valid(weighted)=1500] [range=1-9]			
--------------------	--	--	--	--

File database_kaz (cont.)#242 **q53_e: (Q53_E). What impact has borders between Kazakhstan and othe** (cont.)

Literal question	What impact has borders between Kazakhstan and other Central Asian countries had for access to family, friends, or business associates?			
Security	Public			
Value	Label	Cases	Weighted	Percentage (weighted)
1	Very positive	43	44.286	3.0%
2	Positive	145	140.676	9.4%
3	No impact	315	335.707	22.4%
4	Negative	596	586.565	39.1%
5	Very negative	187	181.822	12.1%
9	DK/NR	214	210.943	14.1%

#243 **q53_f: (Q53_F). What impact has borders between Kazakhstan and othe**

Information	[type=discrete] [format=numeric] [valid=1500] [valid(weighted)=1500] [range=1-9]			
Literal question	What impact has borders between Kazakhstan and other Central Asian countries had in conflict, insecurity and crime?			
Security	Public			
Value	Label	Cases	Weighted	Percentage (weighted)
1	Very positive	46	47.783	3.2%
2	Positive	284	318.925	21.3%
3	No impact	584	609.573	40.6%
4	Negative	224	184.872	12.3%
5	Very negative	78	64.37	4.3%
9	DK/NR	284	274.478	18.3%

#244 **q53_g: (Q53_G). What impact has borders between Kazakhstan and othe**

Information	[type=discrete] [format=numeric] [valid=1500] [valid(weighted)=1500] [range=1-9]			
Literal question	What impact has borders between Kazakhstan and other Central Asian countries had in use and traffic of drugs?			
Security	Public			
Value	Label	Cases	Weighted	Percentage (weighted)
1	Very positive	52	59.098	3.9%
2	Positive	266	308.933	20.6%
3	No impact	543	566.804	37.8%
4	Negative	241	202.057	13.5%
5	Very negative	92	76.591	5.1%
9	DK/NR	306	286.516	19.1%

#245 **q53_h: (Q53_H). What impact has borders between Kazakhstan and othe**

Information	[type=discrete] [format=numeric] [valid=1500] [valid(weighted)=1500] [range=1-9]			
Literal question	What impact has borders between Kazakhstan and other Central Asian countries had in ability to communicate in one common language?			

File database_kaz (cont.)#245 **q53_h: (Q53_H). What impact has borders between Kazakhstan and othe** (cont.)

Security		Public			
Value	Label	Cases	Weighted	Percentage (weighted)	
1	Very positive	35	35.614		2.4%
2	Positive	155	150.938		10.1%
3	No impact	757	765.205		51.0%
4	Negative	179	177.741		11.8%
5	Very negative	73	72.509		4.8%
9	DK/NR	301	297.993		19.9%

#246 **q54_a: (Q54_A). How do you rate border relations between Kazakhstan**

Information		[type=discrete] [format=numeric] [valid=1500] [valid(weighted)=1500] [range=1-9]			
Literal question		How do you rate border relations between Kazakhstan and Kyrgyzstan over the last few years?			
Security		Public			
Value	Label	Cases	Weighted	Percentage (weighted)	
1	Improved considerably	53	61.892		4.1%
2	Improved somewhat	246	280.472		18.7%
3	Has not changed	760	732.993		48.9%
4	Became worse	97	93.588		6.2%
5	Became significantly worse	41	36.867		2.5%
9	DK/NR	303	294.188		19.6%

#247 **q54_b: (Q54_B). How do you rate border relations between Kazakhstan**

Information		[type=discrete] [format=numeric] [valid=1500] [valid(weighted)=1500] [range=1-9]			
Literal question		How do you rate border relations between Kazakhstan and Turkmenistan over the last few years?			
Security		Public			
Value	Label	Cases	Weighted	Percentage (weighted)	
1	Improved considerably	26	36.339		2.4%
2	Improved somewhat	176	213.531		14.2%
3	Has not changed	837	808.676		53.9%
4	Became worse	55	51.523		3.4%
5	Became significantly worse	36	31.932		2.1%
9	DK/NR	370	358		23.9%

#248 **q54_c: (Q54_C). How do you rate border relations between Kazakhstan**

Information		[type=discrete] [format=numeric] [valid=1500] [valid(weighted)=1500] [range=1-9]			
Literal question		How do you rate border relations between Kazakhstan and Uzbekistan over the last few years?			
Security		Public			
Value	Label	Cases	Weighted	Percentage (weighted)	
1	Improved considerably	26	32.519		2.2%

File database_kaz (cont.)#248 **q54_c: (Q54_C). How do you rate border relations between Kazakhstan** (cont.)

Value (cont.)	Label	Cases	Weighted	Percentage (weighted)
2	Improved somewhat	136	172.899	11.5%
3	Has not changed	573	576.377	38.4%
4	Became worse	330	305.232	20.3%
5	Became significantly worse	110	96.151	6.4%
9	DK/NR	325	316.822	21.1%

#249 **q551p_1: (Q551 Primary, 1st). If you have traveled to Kyrgyzstan sinc**

Information	[type=discrete] [format=numeric] [valid=1500] [valid(weighted)=1500] [range=1-99]			
Literal question	If you have traveled to Kyrgyzstan since 2000, what was the purpose of your travel?			
Security	Public			
Value	Label	Cases	Weighted	Percentage (weighted)
1	Jobs search	1	0.365	0.0%
2	Trade, business	6	3.951	0.3%
3	Business trips	3	2.41	0.2%
4	To visit relatives and friends	23	16.687	1.1%
5	Recreation	13	11.874	0.8%
6	To do shopping	10	6.822	0.5%
98	HAD NO TRAVELS	1439	1453.18	96.9%
99	DK/NR	5	4.711	0.3%

#250 **q551p_2: (Q551 Primary, 2nd). If you have traveled to Kyrgyzstan sinc**

Information	[type=discrete] [format=numeric] [valid=18] [valid(weighted)=9.25] [range=4-6]			
Literal question	If you have traveled to Kyrgyzstan since 2000, what was the purpose of your travel?			
Security	Public			
Value	Label	Cases	Weighted	Percentage (weighted)
4	To visit relatives and friends	2	0.608	6.6%
5	Recreation	2	0.608	6.6%
6	To do shopping	14	8.033	86.9%
Sysmiss		1482	1490.75	

#251 **q551p_3: (Q551 Primary, 3rd). If you have traveled to Kyrgyzstan sinc**

Information	[type=discrete] [format=numeric] [valid=5] [valid(weighted)=1.46] [range=5-7]			
Literal question	If you have traveled to Kyrgyzstan since 2000, what was the purpose of your travel?			
Security	Public			
Value	Label	Cases	Weighted	Percentage (weighted)
5	Recreation	1	0.365	25.0%
6	To do shopping	3	0.852	58.4%
7	Training	1	0.243	16.6%

File database_kaz (cont.)#251 **q551p_3: (Q551 Primary, 3rd). If you have traveled to Kyrgyzstan sinc** (cont.)

Value (cont.)	Label	Cases	Weighted	Percentage (weighted)
Sysmiss		1495	1498.54	

#252 **q551p_4: (Q551 Primary, 4th). If you have traveled to Kyrgyzstan sinc**

Information	[type=discrete] [format=numeric] [valid=1] [valid(weighted)=0.365] [range=6-6]			
Literal question	If you have traveled to Kyrgyzstan since 2000, what was the purpose of your travel?			
Security	Public			
Value	Label	Cases	Weighted	Percentage (weighted)
6	To do shopping	1	0.365	100.0%
Sysmiss		1499	1499.635	

#253 **q551p_5: (Q551 Primary, 5th). If you have traveled to Kyrgyzstan sinc**

Information	[type=discrete] [format=numeric] [valid=1] [valid(weighted)=0.365] [range=7-7]			
Literal question	If you have traveled to Kyrgyzstan since 2000, what was the purpose of your travel?			
Security	Public			
Value	Label	Cases	Weighted	Percentage (weighted)
7	Training	1	0.365	100.0%
Sysmiss		1499	1499.635	

#254 **q551_1: (Q551 Secondary, 1st). If you have traveled to Kyrgyzstan si**

Information	[type=discrete] [format=numeric] [valid=1500] [valid(weighted)=1500] [range=1-99]			
Literal question	If you have traveled to Kyrgyzstan since 2000, what was the purpose of your travel?			
Security	Public			
Value	Label	Cases	Weighted	Percentage (weighted)
1	Jobs search	1	0.365	0.0%
2	Business trips and education	19	13.184	0.9%
3	Recreation, to visit relatives and friends	36	28.561	1.9%
98	HAD NO TRAVELS	1439	1453.18	96.9%
99	DK/NR	5	4.711	0.3%

#255 **q551_2: (Q551 Secondary, 2nd). If you have traveled to Kyrgyzstan si**

Information	[type=discrete] [format=numeric] [valid=17] [valid(weighted)=9.007] [range=2-3]			
Literal question	If you have traveled to Kyrgyzstan since 2000, what was the purpose of your travel?			
Security	Public			
Value	Label	Cases	Weighted	Percentage (weighted)
2	Business trips and education	15	8.398	93.2%
3	Recreation, to visit relatives and friends	2	0.608	6.8%

File database_kaz (cont.)#255 **q551_2: (Q551 Secondary, 2nd). If you have traveled to Kyrgyzstan si** (cont.)

Value (cont.)	Label	Cases	Weighted	Percentage (weighted)
Sysmiss		1483	1490.993	

#256 **q551_3: (Q551 Secondary, 3rd). If you have traveled to Kyrgyzstan si**

Information	[type=discrete] [format=numeric] [valid=1] [valid(weighted)=0.365] [range=2-2]			
Literal question	If you have traveled to Kyrgyzstan since 2000, what was the purpose of your travel?			
Security	Public			
Value	Label	Cases	Weighted	Percentage (weighted)
2	Business trips and education	1	0.365	100.0%
Sysmiss		1499	1499.635	

#257 **q552p_1: (Q552 Primary). If you have traveled to Tajikistan since 200**

Information	[type=discrete] [format=numeric] [valid=1500] [valid(weighted)=1500] [range=2-99]			
Literal question	If you have traveled to Tajikistan since 2000, what was the purpose of your travel?			
Security	Public			
Value	Label	Cases	Weighted	Percentage (weighted)
2	Trade, business	1	0.394	0.0%
98	HAD NO TRAVELS	1496	1496.046	99.7%
99	DK/NR	3	3.561	0.2%

#258 **q552_1: (Q552 Secondary). If you have traveled to Tajikistan since 2**

Information	[type=discrete] [format=numeric] [valid=1500] [valid(weighted)=1500] [range=1-99]			
Literal question	If you have traveled to Tajikistan since 2000, what was the purpose of your travel?			
Security	Public			
Value	Label	Cases	Weighted	Percentage (weighted)
1	Trade, business	1	0.394	0.0%
98	HAD NO TRAVELS	1496	1496.046	99.7%
99	DK/NR	3	3.561	0.2%

#259 **q553p_1: (Q553 Primary, 1st). If you have traveled to Turkmenistan si**

Information	[type=discrete] [format=numeric] [valid=1500] [valid(weighted)=1500] [range=4-99]			
Literal question	If you have traveled to Turkmenistan since 2000, what was the purpose of your travel?			
Security	Public			
Value	Label	Cases	Weighted	Percentage (weighted)
4	To visit relatives and friends	2	1.473	0.1%
6	To do shopping	1	2.087	0.1%
98	HAD NO TRAVELS	1495	1494.342	99.6%

File database_kaz (cont.)#259 **q553p_1: (Q553 Primary, 1st). If you have traveled to Turkmenistan si** (cont.)

Value (cont.)	Label	Cases	Weighted	Percentage (weighted)
99	DK/NR	2	2.098	0.1%

#260 **q553_1: (Q553 Secondary, 1st). If you have traveled to Turkmenistan**

Information	[type=discrete] [format=numeric] [valid=1500] [valid(weighted)=1500] [range=1-99]			
Literal question	If you have traveled to Turkmenistan since 2000, what was the purpose of your travel?			
Security	Public			
Value	Label	Cases	Weighted	Percentage (weighted)
1	To visit relatives and friends	2	1.473	0.1%
2	To do shopping	1	2.087	0.1%
98	HAD NO TRAVELS	1495	1494.342	99.6%
99	DK/NR	2	2.098	0.1%

#261 **q554p_1: (Q554 Primary, 1st). If you have traveled to Uzbekistan 2000**

Information	[type=discrete] [format=numeric] [valid=1500] [valid(weighted)=1500] [range=2-99]			
Literal question	If you have traveled to Uzbekistan 2000, what was the purpose of your travel?			
Security	Public			
Value	Label	Cases	Weighted	Percentage (weighted)
2	Trade, business	5	6.068	0.4%
3	Business trips	1	0.502	0.0%
4	To visit relatives and friends	30	31.631	2.1%
5	Recreation	5	5.122	0.3%
98	HAD NO TRAVELS	1456	1453.342	96.9%
99	DK/NR	3	3.334	0.2%

#262 **q554p_2: (Q554 Primary, 2nd). If you have traveled to Uzbekistan 2000**

Information	[type=discrete] [format=numeric] [valid=5] [valid(weighted)=3.419] [range=5-6]			
Literal question	If you have traveled to Uzbekistan 2000, what was the purpose of your travel?			
Security	Public			
Value	Label	Cases	Weighted	Percentage (weighted)
5	Recreation	4	2.552	74.6%
6	To do shopping	1	0.867	25.4%
Sysmiss		1495	1496.581	

#263 **q554p_3: (Q554 Primary, 3rd). If you have traveled to Uzbekistan 2000**

Information	[type=discrete] [format=numeric] [valid=4] [valid(weighted)=2.552] [range=6-6]			
Literal question	If you have traveled to Uzbekistan 2000, what was the purpose of your travel?			

File database_kaz (cont.)

#263 q554p_3: (Q554 Primary, 3rd). If you have traveled to Uzbekistan 2000 (cont.)

Security		Public		
Value	Label	Cases	Weighted	Percentage (weighted)
6	To do shopping	4	2.552	100.0%
Sysmiss		1496	1497.448	

#264 q554_1: (Q554 Secondary, 1st). If you have traveled to Uzbekistan 20

Information		[type=discrete] [format=numeric] [valid=1500] [valid(weighted)=1500] [range=1-99]		
Literal question		If you have traveled to Uzbekistan 2000, what was the purpose of your travel?		
Security		Public		
Value	Label	Cases	Weighted	Percentage (weighted)
1	To visit relatives and friends	35	36.753	2.5%
2	Business trips	6	6.571	0.4%
98	HAD NO TRAVELS	1456	1453.342	96.9%
99	DK/NR	3	3.334	0.2%

#265 q554_2: (Q554 Secondary, 2nd). If you have traveled to Uzbekistan 20

Information		[type=discrete] [format=numeric] [valid=5] [valid(weighted)=3.419] [range=2-2]		
Literal question		If you have traveled to Uzbekistan 2000, what was the purpose of your travel?		
Security		Public		
Value	Label	Cases	Weighted	Percentage (weighted)
2	Business trips	5	3.419	100.0%
Sysmiss		1495	1496.581	

#266 q56p_1: (Q56 Primary, 1st). Have you encountered any of the followin

Information		[type=discrete] [format=numeric] [valid=96] [valid(weighted)=85.849] [range=1-99]		
Literal question		Have you encountered any of the following problems when traveling to any of the Central Asian countries?		
Security		Public		
Value	Label	Cases	Weighted	Percentage (weighted)
1	Much time spent on visa procedures	5	4.34	5.1%
2	High visa fee	2	1.947	2.3%
3	Bad address at the Embassy	1	0.448	0.5%
4	Bad address at the border pass control	12	12.502	14.6%
5	Bad address at the customs control	7	7.043	8.2%
6	Registration problems in a country of visit	5	3.973	4.6%
8	Expensiveness or absence of air tickets	2	1.819	2.1%
9	Border crossing took excessively much time	25	14.704	17.1%
10	Bad address in a country of destination due to ethnicity or	2	1.138	1.3%
11	Bribes to Immigrations or Customs staff	7	8.885	10.3%

File database_kaz (cont.)

#266 q56p_1: (Q56 Primary, 1st). Have you encountered any of the followin (cont.)

Value (cont.)	Label	Cases	Weighted	Percentage (weighted)
12	Had no problems	12	12.907	15.0%
99	DK/NR	16	16.144	18.8%
Sysmiss		1404	1414.151	

#267 q56p_2: (Q56 Primary, 2nd). Have you encountered any of the followin

Information	[type=discrete] [format=numeric] [valid=34] [valid(weighted)=28.944] [range=2-11]			
Literal question	Have you encountered any of the following problems when traveling to any of the Central Asian countries?			
Security	Public			
Value	Label	Cases	Weighted	Percentage (weighted)
2	High visa fee	4	3.838	13.3%
3	Bad address at the Embassy	1	1.378	4.8%
4	Bad address at the border pass control	1	0.569	2.0%
5	Bad address at the customs control	9	8.934	30.9%
6	Registration problems in a country of visit	2	1.009	3.5%
8	Expensiveness or absence of air tickets	2	2.281	7.9%
9	Border crossing took excessively much time	6	5.523	19.1%
10	Bad address in a country of destination due to ethnicity or	1	0.506	1.7%
11	Bribes to Immigrations or Customs staff	8	4.906	16.9%
Sysmiss		1466	1471.056	

#268 q56p_3: (Q56 Primary, 3rd). Have you encountered any of the followin

Information	[type=discrete] [format=numeric] [valid=22] [valid(weighted)=19.718] [range=3-11]			
Literal question	Have you encountered any of the following problems when traveling to any of the Central Asian countries?			
Security	Public			
Value	Label	Cases	Weighted	Percentage (weighted)
3	Bad address at the Embassy	4	3.838	19.5%
4	Bad address at the border pass control	1	1.378	7.0%
5	Bad address at the customs control	1	0.569	2.9%
9	Border crossing took excessively much time	9	8.008	40.6%
10	Bad address in a country of destination due to ethnicity or	5	4.154	21.1%
11	Bribes to Immigrations or Customs staff	2	1.772	9.0%
Sysmiss		1478	1480.282	

#269 q56p_4: (Q56 Primary, 4th). Have you encountered any of the followin

Information	[type=discrete] [format=numeric] [valid=16] [valid(weighted)=15.376] [range=4-11]			
Literal question	Have you encountered any of the following problems when traveling to any of the Central Asian countries?			
Security	Public			

File database_kaz (cont.)

#269 q56p_4: (Q56 Primary, 4th). Have you encountered any of the followin (cont.)

Value	Label	Cases	Weighted	Percentage (weighted)
4	Bad address at the border pass control	4	3.838	25.0%
5	Bad address at the customs control	1	1.378	9.0%
6	Registration problems in a country of visit	1	0.569	3.7%
10	Bad address in a country of destination due to ethnicity or	1	1.378	9.0%
11	Bribes to Immigrations or Customs staff	9	8.214	53.4%
Sysmiss		1484	1484.624	

#270 q56p_5: (Q56 Primary, 5th). Have you encountered any of the followin

Information	[type=discrete] [format=numeric] [valid=7] [valid(weighted)=7.162] [range=5-11]			
Literal question	Have you encountered any of the following problems when traveling to any of the Central Asian countries?			
Security	Public			
Value	Label	Cases	Weighted	Percentage (weighted)
5	Bad address at the customs control	4	3.838	53.6%
6	Registration problems in a country of visit	1	1.378	19.2%
10	Bad address in a country of destination due to ethnicity or	1	0.569	7.9%
11	Bribes to Immigrations or Customs staff	1	1.378	19.2%
Sysmiss		1493	1492.838	

#271 q56p_6: (Q56 Primary, 6th). Have you encountered any of the followin

Information	[type=discrete] [format=numeric] [valid=6] [valid(weighted)=5.784] [range=6-11]			
Literal question	Have you encountered any of the following problems when traveling to any of the Central Asian countries?			
Security	Public			
Value	Label	Cases	Weighted	Percentage (weighted)
6	Registration problems in a country of visit	4	3.838	66.3%
8	Expensiveness or absence of air tickets	1	1.378	23.8%
11	Bribes to Immigrations or Customs staff	1	0.569	9.8%
Sysmiss		1494	1494.216	

#272 q56p_7: (Q56 Primary, 7th). Have you encountered any of the followin

Information	[type=discrete] [format=numeric] [valid=5] [valid(weighted)=5.215] [range=7-10]			
Literal question	Have you encountered any of the following problems when traveling to any of the Central Asian countries?			
Security	Public			
Value	Label	Cases	Weighted	Percentage (weighted)
7	Refusal to register in a country of visit	3	2.115	40.6%
8	Expensiveness or absence of air tickets	1	1.722	33.0%
10	Bad address in a country of destination due to ethnicity or	1	1.378	26.4%

File database_kaz (cont.)**#272 q56p_7: (Q56 Primary, 7th). Have you encountered any of the followin** (cont.)

Value (cont.)	Label	Cases	Weighted	Percentage (weighted)
Sysmiss		1495	1494.785	

#273 q56p_8: (Q56 Primary, 8th). Have you encountered any of the followin

Information	[type=discrete] [format=numeric] [valid=3] [valid(weighted)=2.115] [range=8-10]			
Literal question	Have you encountered any of the following problems when traveling to any of the Central Asian countries?			
Security	Public			
Value	Label	Cases	Weighted	Percentage (weighted)
8	Expensiveness or absence of air tickets	2	1.262	59.7%
10	Bad address in a country of destination due to ethnicity or	1	0.853	40.3%
Sysmiss		1497	1497.885	

#274 q56p_9: (Q56 Primary, 9th). Have you encountered any of the followin

Information	[type=discrete] [format=numeric] [valid=1] [valid(weighted)=0.853] [range=11-11]			
Literal question	Have you encountered any of the following problems when traveling to any of the Central Asian countries?			
Security	Public			
Value	Label	Cases	Weighted	Percentage (weighted)
11	Bribes to Immigrations or Customs staff	1	0.853	100.0%
Sysmiss		1499	1499.147	

#275 q56_1: (Q56 Secondary, 1st). Have you encountered any of the follow

Information	[type=discrete] [format=numeric] [valid=96] [valid(weighted)=85.849] [range=1-99]			
Literal question	Have you encountered any of the following problems when traveling to any of the Central Asian countries?			
Security	Public			
Value	Label	Cases	Weighted	Percentage (weighted)
1	Loss of time at border crossing	25	14.704	17.1%
2	Loss of time and money for visa obtainment	7	6.287	7.3%
3	Infringement of dignity and corruption among employees of E	29	30.016	35.0%
4	Registration problems in the country of visit	5	3.973	4.6%
5	Other	14	14.726	17.2%
99	DK/NR	16	16.144	18.8%
Sysmiss		1404	1414.151	

#276 q56_2: (Q56 Secondary, 2nd). Have you encountered any of the follow

Information	[type=discrete] [format=numeric] [valid=29] [valid(weighted)=24.493] [range=1-5]			
Literal question	Have you encountered any of the following problems when traveling to any of the Central Asian countries?			

File database_kaz (cont.)#276 **q56_2: (Q56 Secondary, 2nd). Have you encountered any of the follow** (cont.)

Security		Public		
Value	Label	Cases	Weighted	Percentage (weighted)
1	Loss of time at border crossing	12	11.145	45.5%
3	Infringement of dignity and corruption among employees of E	13	10.059	41.1%
4	Registration problems in the country of visit	2	1.009	4.1%
5	Other	2	2.281	9.3%
Sysmiss		1471	1475.507	

#277 **q56_3: (Q56 Secondary, 3rd). Have you encountered any of the follow**

Information		[type=discrete] [format=numeric] [valid=11] [valid(weighted)=9.012] [range=1-4]		
Literal question		Have you encountered any of the following problems when traveling to any of the Central Asian countries?		
Security		Public		
Value	Label	Cases	Weighted	Percentage (weighted)
1	Loss of time at border crossing	3	2.386	26.5%
3	Infringement of dignity and corruption among employees of E	2	0.841	9.3%
4	Registration problems in the country of visit	6	5.784	64.2%
Sysmiss		1489	1490.988	

#278 **q56_4: (Q56 Secondary, 4th). Have you encountered any of the follow**

Information		[type=discrete] [format=numeric] [valid=5] [valid(weighted)=5.74] [range=3-5]		
Literal question		Have you encountered any of the following problems when traveling to any of the Central Asian countries?		
Security		Public		
Value	Label	Cases	Weighted	Percentage (weighted)
3	Infringement of dignity and corruption among employees of E	1	1.378	24.0%
5	Other	4	4.362	76.0%
Sysmiss		1495	1494.26	

#279 **q57: (Q57). How many children do you have?**

Information		[type=discrete] [format=numeric] [valid=1148] [valid(weighted)=1143.875] [range=1-99]		
Literal question		How many children do you have?		
Security		Public		
Value	Label	Cases	Weighted	Percentage (weighted)
1		321	318.046	27.8%
2		425	408.704	35.7%
3		229	244.795	21.4%
4		90	84.596	7.4%
5		43	41.704	3.6%

File database_kaz (cont.)

#279 q57: (Q57). How many children do you have? (cont.)

Value (cont.)	Label	Cases	Weighted	Percentage (weighted)
6		20	23.254	2.0%
7		7	6.687	0.6%
8		5	6.8	0.6%
9		1	1.667	0.1%
10		4	5.604	0.5%
11		1	0.421	0.0%
12		2	1.598	0.1%
99	NO CHILDREN	0	0	0.0%
Sysmiss		352	356.125	

#280 q57_rec: (Q57_REC). How many children do you have?

Information	[type=discrete] [format=numeric] [valid=1500] [valid(weighted)=1500] [range=1-99]			
Literal question	How many children do you have?			
Security	Public			
Value	Label	Cases	Weighted	Percentage (weighted)
1	1 - 3 children	975	971.544	64.8%
2	4 and more children	173	172.33	11.5%
99	NO CHILDREN	352	356.125	23.7%

#281 q58: (Q58). Did you leave your village/city in 2004 for work or t

Information	[type=discrete] [format=numeric] [valid=1500] [valid(weighted)=1500] [range=1-9]			
Literal question	Did you leave your village/city in 2004 for work or trade, irrespective of trip duration?			
Security	Public			
Value	Label	Cases	Weighted	Percentage (weighted)
1	Yes	61	65.643	4.4%
2	No	1403	1396.494	93.1%
9	DK/NR	36	37.863	2.5%

#282 q59: (Q59). What country did you primarily go to for work or trad

Information	[type=discrete] [format=numeric] [valid=61] [valid(weighted)=65.643] [range=1-99]			
Literal question	What country did you primarily go to for work or trade?			
Security	Public			
Value	Label	Cases	Weighted	Percentage (weighted)
1	Kyrgyzstan	3	4.073	6.2%
3	Russia	4	4.406	6.7%
5	Uzbekistan	2	3.792	5.8%
6	Germany	1	1.373	2.1%
98	WITHIN KAZAKHSTAN	50	51.471	78.4%

File database_kaz (cont.)#282 **q59: (Q59). What country did you primarily go to for work or trad** (cont.)

Value (cont.)	Label	Cases	Weighted	Percentage (weighted)
99	DK/NR	1	0.527	0.8%
Sysmiss		1439	1434.357	

#283 **q60_1: (Q60, 1st). Which oblasts of Kazakhstan did you go to for wo**

Information	[type=discrete] [format=numeric] [valid=50] [valid(weighted)=51.471] [range=1-98]			
Literal question	Which oblasts of Kazakhstan did you go to for work or trade?			
Security	Public			
Value	Label	Cases	Weighted	Percentage (weighted)
1	Akmola province	3	2.829	5.5%
2	Aktubinsk province	2	4.193	8.1%
3	Almaty province	6	8.005	15.6%
4	Atyrau province	2	1.923	3.7%
8	Karaganda province	4	2.703	5.3%
11	Mangistau province	1	1.095	2.1%
14	Yuzhno-Kazakhstanskaya province	2	1.369	2.7%
98	TRAVELED WITHIN MY OBLAST	30	29.355	57.0%
Sysmiss		1450	1448.529	

#284 **q60_2: (Q60, 2nd). Which oblasts of Kazakhstan did you go to for wo**

Information	[type=discrete] [format=numeric] [valid=2] [valid(weighted)=4.193] [range=3-3]			
Literal question	Which oblasts of Kazakhstan did you go to for work or trade?			
Security	Public			
Value	Label	Cases	Weighted	Percentage (weighted)
3	Almaty province	2	4.193	100.0%
Sysmiss		1498	1495.807	

#285 **q60_3: (Q60, 3rd). Which oblasts of Kazakhstan did you go to for wo**

Information	[type=discrete] [format=numeric] [valid=1] [valid(weighted)=2.096] [range=6-6]			
Literal question	Which oblasts of Kazakhstan did you go to for work or trade?			
Security	Public			
Value	Label	Cases	Weighted	Percentage (weighted)
6	Zhambyl province	1	2.096	100.0%
Sysmiss		1499	1497.904	

#286 **q61: (Q61). Did you go to a city or village for work or trade?**

Information	[type=discrete] [format=numeric] [valid=61] [valid(weighted)=65.643] [range=1-3]			
--------------------	--	--	--	--

File database_kaz (cont.)#286 **q61: (Q61). Did you go to a city or village for work or trade?** (cont.)

Literal question	Did you go to a city or village for work or trade?			
Security	Public			
Value	Label	Cases	Weighted	Percentage (weighted)
1	City	48	56.673	86.3%
2	Village	4	3.31	5.0%
3	Both city and village	9	5.66	8.6%
Sysmiss		1439	1434.357	

#287 **q62: (Q62). In which sphere of business you were mainly engaged i**

Information	[type=discrete] [format=numeric] [valid=61] [valid(weighted)=65.643] [range=1-99]			
Literal question	In which sphere of business you were mainly engaged in the place where you went for work or trade?			
Security	Public			
Value	Label	Cases	Weighted	Percentage (weighted)
1	Agriculture sector	3	3.347	5.1%
2	Construction and house renovation	14	14.15	21.6%
3	Trade	27	28.043	42.7%
4	Services	10	11.375	17.3%
5	Industry	4	4.604	7.0%
6	Consulting, science, culture	2	3.597	5.5%
99	DK/NR	1	0.527	0.8%
Sysmiss		1439	1434.357	

#288 **q63: (Q63). What goods did you primarily trade or trade?**

Information	[type=discrete] [format=numeric] [valid=27] [valid(weighted)=28.043] [range=1-99]			
Literal question	What goods did you primarily trade or trade?			
Security	Public			
Value	Label	Cases	Weighted	Percentage (weighted)
1	Agricultural produce	8	8.464	30.2%
2	Food products	8	5.166	18.4%
3	Goods produced in the country where you traded	1	0.975	3.5%
4	Goods not produced in the country where traded	9	12.703	45.3%
99	DK/NR	1	0.735	2.6%
Sysmiss		1473	1471.957	

#289 **q64p_1: (Q64 Primary, 1st). What exactly did you do during your trip**

Information	[type=discrete] [format=numeric] [valid=34] [valid(weighted)=37.599] [range=1-999]			
Literal question	What exactly did you do during your trips for work or trade?			

File database_kaz (cont.)

#289 q64p_1: (Q64 Primary, 1st). What exactly did you do during your trip (cont.)

Security		Public		
Value	Label	Cases	Weighted	Percentage (weighted)
1	Mason	6	7.263	19.3%
3	Apartments maintenance worker	3	2.512	6.7%
4	Driver of a car	5	3.772	10.0%
5	Built houses, premises	3	3.017	8.0%
7	Plumber	1	0.538	1.4%
8	Solved work related problems	1	2.096	5.6%
9	Worked at the railway	1	2.292	6.1%
10	Worked in the field	1	0.909	2.4%
11	Agrarian machinery maintenance	1	1.647	4.4%
12	Works as a guard (looked after)	3	1.951	5.2%
13	Welder	1	0.623	1.7%
14	Driller	1	0.623	1.7%
15	Product distributor	1	1.501	4.0%
16	Refusal to answer	1	0.527	1.4%
17	Employee in Öİİ	1	1.378	3.7%
18	Worked in the mine	1	0.506	1.3%
999	NO RESPONSE	3	6.444	17.1%
Sysmiss		1466	1462.401	

#290 q64p_2: (Q64 Primary, 2nd). What exactly did you do during your trip

Information		[type=discrete] [format=numeric] [valid=4] [valid(weighted)=3.521] [range=2-4]		
Literal question		What exactly did you do during your trips for work or trade?		
Security		Public		
Value	Label	Cases	Weighted	Percentage (weighted)
2	Bricklayer	2	1.43	40.6%
3	Apartments maintenance worker	1	1.3	36.9%
4	Driver of a car	1	0.79	22.4%
Sysmiss		1496	1496.479	

#291 q64p_3: (Q64 Primary, 3rd). What exactly did you do during your trip

Information		[type=discrete] [format=numeric] [valid=1] [valid(weighted)=0.735] [range=3-3]		
Literal question		What exactly did you do during your trips for work or trade?		
Security		Public		
Value	Label	Cases	Weighted	Percentage (weighted)
3	Apartments maintenance worker	1	0.735	100.0%
Sysmiss		1499	1499.265	

File database_kaz (cont.)

#292 q64_1: (Q64 Secondary). What exactly did you do during your trips f

Information	[type=discrete] [format=numeric] [valid=34] [valid(weighted)=37.599] [range=1-9]			
Literal question	How often do you go to work or trade outside your village/city?			
Security	Public			
Value	Label	Cases	Weighted	Percentage (weighted)
1	Qualified blue collar (workers)	27	25.654	68.2%
2	White collar works (employee, businessman, specialist)	3	4.975	13.2%
9	REFUSAL TO ANSWER/NO RESPONSE	4	6.971	18.5%
Sysmiss		1466	1462.401	

#293 q65p: (Q65 Primary). How often do you go to work or trade outside

Information	[type=discrete] [format=numeric] [valid=61] [valid(weighted)=65.643] [range=1-99]			
Literal question	How often do you go to work or trade outside your village/city?			
Security	Public			
Value	Label	Cases	Weighted	Percentage (weighted)
1	Daily	5	6.338	9.7%
2	3-4 times a week	3	2.576	3.9%
3	3-4 times a week	14	13.331	20.3%
4	3-4 times a year	20	25.742	39.2%
5	Once a year	11	10.286	15.7%
6	Once per month	3	1.877	2.9%
7	Twice a year	1	1.647	2.5%
8	1-2 times a years	1	0.823	1.3%
9	2 times a month	1	0.768	1.2%
99	DK/NR	2	2.253	3.4%
Sysmiss		1439	1434.357	

#294 q65: (Q65 Secondary). How often do you go to work or trade outsid

Information	[type=discrete] [format=numeric] [valid=61] [valid(weighted)=65.643] [range=1-99]			
Literal question	How often do you go to work or trade outside your village/city?			
Security	Public			
Value	Label	Cases	Weighted	Percentage (weighted)
1	Daily or several times a week	8	8.914	13.6%
2	Several times a month	18	15.977	24.3%
3	Several times a year	20	25.742	39.2%
4	Once a year and less	13	12.757	19.4%
99	DK/NR	2	2.253	3.4%
Sysmiss		1439	1434.357	

File database_kaz (cont.)

#295 q66p: (Q66 Primary). How long do you usually remain away for work

Information	[type=discrete] [format=numeric] [valid=61] [valid(weighted)=65.643] [range=1-99]			
Literal question	How long do you usually remain away for work or trade?			
Security	Public			
Value	Label	Cases	Weighted	Percentage (weighted)
1	I am coming back every day	19	18.776	28.6%
2	2-3 days	13	16.351	24.9%
3	2-3 weeks	14	17.192	26.2%
4	2-3 months	9	9.113	13.9%
5	6 months	2	1.519	2.3%
6	1 ionth	1	0.909	1.4%
7	5 days	1	0.768	1.2%
99	DK/NR	2	1.014	1.5%
Sysmiss		1439	1434.357	

#296 q66: (Q66 Secondary). How long do you usually remain away for wor

Information	[type=discrete] [format=numeric] [valid=61] [valid(weighted)=65.643] [range=1-99]			
Literal question	How long do you usually remain away for work or trade?			
Security	Public			
Value	Label	Cases	Weighted	Percentage (weighted)
1	I am coming back every day	19	18.776	28.6%
2	I stay for several days	14	17.119	26.1%
3	2-3 weeks	14	17.192	26.2%
4	I stay for several months and over	12	11.541	17.6%
99	DK/NR	2	1.014	1.5%
Sysmiss		1439	1434.357	

#297 q67: (Q67). How many trips for work or trade did you make during

Information	[type=discrete] [format=numeric] [valid=52] [valid(weighted)=55.462] [range=1-999]			
Literal question	How many trips for work or trade did you make during 2004?			
Security	Public			
Value	Label	Cases	Weighted	Percentage (weighted)
1		13	16.779	30.3%
2		10	13.138	23.7%
3		4	4.091	7.4%
5		1	0.732	1.3%
6		2	0.815	1.5%
7		1	1.441	2.6%
8		1	0.823	1.5%
10		2	1.513	2.7%
17		1	1.501	2.7%

File database_kaz (cont.)#297 **q67: (Q67). How many trips for work or trade did you make during** (cont.)

Value (cont.)	Label	Cases	Weighted	Percentage (weighted)
20		2	1.392	2.5%
27		1	2.528	4.6%
30		4	4.013	7.2%
35		1	0.243	0.4%
45		1	0.243	0.4%
48		1	0.735	1.3%
50		2	1.936	3.5%
60		1	0.735	1.3%
120		1	0.935	1.7%
160		1	0.623	1.1%
200		1	0.623	1.1%
250		1	0.623	1.1%
999	DK/NR	0	0	0.0%
Sysmiss		1448	1444.538	

#298 **q68: (Q68). What year did you first go to work or trade outside y**

Information	[type=discrete] [format=numeric] [valid=50] [valid(weighted)=50.647] [range=1986-9999]			
Literal question	What year did you first go to work or trade outside your place of residence?			
Security	Public			
Value	Label	Cases	Weighted	Percentage (weighted)
1986		1	0.623	1.2%
1991		1	2.573	5.1%
1994		2	1.247	2.5%
1995		3	3.492	6.9%
1996		2	3.351	6.6%
1997		1	0.735	1.5%
1998		4	3.732	7.4%
1999		4	3.55	7.0%
2000		7	6.547	12.9%
2001		6	4.765	9.4%
2002		5	8.298	16.4%
2003		7	4.891	9.7%
2004		7	6.844	13.5%
9999	DK/NR	0	0	0.0%
Sysmiss		1450	1449.353	

#299 **q69: (Q69). What did you do before your first leaving for work or**

Information	[type=discrete] [format=numeric] [valid=61] [valid(weighted)=65.643] [range=1-99]			
Literal question	What did you do before your first leaving for work or trade?			
Security	Public			

File database_kaz (cont.)

#299 q69: (Q69). What did you do before your first leaving for work or (cont.)

Value	Label	Cases	Weighted	Percentage (weighted)
1	Independent entrepreneur	1	0.732	1.1%
2	Head/manager of company or organization	1	0.935	1.4%
3	Farmer	4	3.433	5.2%
4	Specialist with higher education	6	9.652	14.7%
5	Specialist with secondary education or vocational training	6	5.253	8.0%
6	Worker	14	15.343	23.4%
7	Military, law enforcement, court	1	0.623	0.9%
8	Pupil, student	4	4.809	7.3%
10	Housewife or on maternity/child care leave	2	0.815	1.2%
11	Was unemployed	19	21.083	32.1%
99	DK/NR	3	2.964	4.5%
Sysmiss		1439	1434.357	

#300 q70: (Q70). Did you have friends or relatives living there when y

Information	[type=discrete] [format=numeric] [valid=61] [valid(weighted)=65.643] [range=1-9]			
Literal question	Did you have friends or relatives living there when you first traveled there?			
Security	Public			
Value	Label	Cases	Weighted	Percentage (weighted)
1	Yes	38	40	60.9%
2	No	20	23.144	35.3%
9	DK/NR	3	2.499	3.8%
Sysmiss		1439	1434.357	

#301 q71p: (Q71 Primary). What is the primary reason you went to work o

Information	[type=discrete] [format=numeric] [valid=61] [valid(weighted)=65.643] [range=1-99]			
Literal question	What is the primary reason you went to work or trade outside your place of residence?			
Security	Public			
Value	Label	Cases	Weighted	Percentage (weighted)
1	There's no employment in our village/town	31	33.979	51.8%
2	Opportunities are better in other locations	16	18.522	28.2%
3	To earn money for special events (wedding party, etc.)	10	9.308	14.2%
4	Akimat sent me to gather grains	1	0.909	1.4%
5	To sell farming production	1	0.935	1.4%
99	NO RESPONSE	2	1.989	3.0%
Sysmiss		1439	1434.357	

File database_kaz (cont.)

#302 q71: (Q71 Secondary). What is the primary reason you went to work

Information	[type=discrete] [format=numeric] [valid=61] [valid(weighted)=65.643] [range=1-9]			
Literal question	What is the primary reason you went to work or trade outside your place of residence?			
Security	Public			
Value	Label	Cases	Weighted	Percentage (weighted)
1	There's no employment in our village/town	31	33.979	51.8%
2	To earn money	11	10.243	15.6%
3	Opportunities are better in other locations	16	18.522	28.2%
4	Akimat sent me to gather grains	1	0.909	1.4%
9	NO RESPONSE	2	1.989	3.0%
Sysmiss		1439	1434.357	

#303 q72: (Q72). How much has the financial situation of household cha

Information	[type=discrete] [format=numeric] [valid=61] [valid(weighted)=65.643] [range=1-9]			
Literal question	How much has the financial situation of household changed in result of your working or trading outside of your village/city?			
Security	Public			
Value	Label	Cases	Weighted	Percentage (weighted)
1	Improved considerably	20	19.53	29.8%
2	Improved somewhat	28	32.063	48.8%
3	Has not changed	11	11.856	18.1%
4	Became worse	1	0.732	1.1%
9	DK/NR	1	1.462	2.2%
Sysmiss		1439	1434.357	

#304 q73: (Q73). What percentage of your total household income in 200

Information	[type=discrete] [format=numeric] [valid=49] [valid(weighted)=50.368] [range=1-999]			
Literal question	What percentage of your total household income in 2004 constitutes income from your trips for work or trade?			
Security	Public			
Value	Label	Cases	Weighted	Percentage (weighted)
1		1	0.455	0.9%
5		1	2.096	4.2%
10		3	3.418	6.8%
20		3	3.448	6.8%
30		3	3.144	6.2%
40		2	2.124	4.2%
45		1	1.181	2.3%
50		8	6.377	12.7%
60		5	5.919	11.8%
65		1	0.516	1.0%
70		6	5.879	11.7%
80		5	4.963	9.9%

File database_kaz (cont.)

#304 q73: (Q73). What percentage of your total household income in 200 (cont.)

Value (cont.)	Label	Cases	Weighted	Percentage (weighted)
100		10	10.847	21.5%
997	0 percent	0	0	0.0%
999	DK/NR	0	0	0.0%
Sysmiss		1451	1449.632	

#305 q74p_1: (Q74 Primary, 1st). Name please two major difficulties, that

Information	[type=discrete] [format=numeric] [valid=61] [valid(weighted)=65.643] [range=1-998]			
Literal question	Name please two major difficulties, that you had when traveling and staying outside your village or city for work or trade?			
Security	Public			
Value	Label	Cases	Weighted	Percentage (weighted)
1	Difficult to learn the city and move in it	1	1.801	2.7%
2	Expensive accommodation (to rent)	1	1.032	1.6%
3	No accommodation	4	3.815	5.8%
4	Transport problem	3	2.989	4.6%
6	Poor housing conditions	1	0.538	0.8%
7	Ticket problems	3	3.189	4.9%
8	Long time spent for visa procedures	1	2.096	3.2%
9	Age	2	3.209	4.9%
10	Gangsters	1	1.647	2.5%
11	High transportation charges	1	0.455	0.7%
12	Visa regime at the border	1	1.373	2.1%
13	Bribes (on the way back)	3	4.56	6.9%
15	Low payment	1	0.623	0.9%
16	Traffic jams	2	1.247	1.9%
19	Delay of wages	1	0.935	1.4%
21	Racketeering at motorways	1	0.689	1.0%
22	Long distances (tiring)	1	1.378	2.1%
23	Missed the family	1	0.506	0.8%
25	Were kept for a long time at the border	1	2.573	3.9%
26	Customs officers did not let leave Kazakhstan	1	0.732	1.1%
99	NO RESPONSE	19	20.238	30.8%
997	No problems	10	8.556	13.0%
998	Answer is besides the point	1	1.462	2.2%
Sysmiss		1439	1434.357	

#306 q74p_2: (Q74 Primary, 2nd). Name please two major difficulties, that

Information	[type=discrete] [format=numeric] [valid=13] [valid(weighted)=15.34] [range=2-25]			
Literal question	Name please two major difficulties, that you had when traveling and staying outside your village or city for work or trade?			

File database_kaz (cont.)#306 **q74p_2: (Q74 Primary, 2nd). Name please two major difficulties, that** (cont.)

Security		Public		
Value	Label	Cases	Weighted	Percentage (weighted)
2	Expensive accommodation (to rent)	2	2.896	18.9%
4	Transport problem	1	0.735	4.8%
5	Nutrition problem	1	0.516	3.4%
11	High transportation charges	1	2.573	16.8%
13	Bribes (on the way back)	1	1.373	9.0%
14	Poor condition of motor ways	2	1.887	12.3%
17	High benzene price	1	0.623	4.1%
18	Employers cheats on us	1	0.935	6.1%
20	Passport regime	1	2.528	16.5%
24	Indifference to oneself	1	0.506	3.3%
25	Were kept for a long time at the border	1	0.768	5.0%
Sysmiss		1487	1484.66	

#307 **q74_1: (Q74 Secondary, 1st). Name please two major difficulties, th**

Information		[type=discrete] [format=numeric] [valid=61] [valid(weighted)=65.643] [range=1-99]		
Literal question		Name please two major difficulties, that you had when traveling and staying outside your village or city for work or trade?		
Security		Public		
Value	Label	Cases	Weighted	Percentage (weighted)
1	Loss of time and money at border crossing and registration t	7	11.335	17.3%
2	High travel fares, shortage of transport, poor motorways con	11	10.215	15.6%
3	Unsatisfactory or expensive accommodating conditions and nut	6	5.385	8.2%
4	Employers cheat in payment or underpay	2	1.558	2.4%
5	Other	6	8.356	12.7%
98	NO PROBLEMS	10	8.556	13.0%
99	NO RESPONSE	19	20.238	30.8%
Sysmiss		1439	1434.357	

#308 **q74_2: (Q74 Secondary, 2nd). Name please two major difficulties, th**

Information		[type=discrete] [format=numeric] [valid=5] [valid(weighted)=6.996] [range=2-3]		
Literal question		Name please two major difficulties, that you had when traveling and staying outside your village or city for work or trade?		
Security		Public		
Value	Label	Cases	Weighted	Percentage (weighted)
2	High travel fares, shortage of transport, poor motorways con	4	5.195	74.3%
3	Unsatisfactory or expensive accommodating conditions and nut	1	1.801	25.7%

File database_kaz (cont.)#308 **q74_2: (Q74 Secondary, 2nd). Name please two major difficulties, th** (cont.)

Value (cont.)	Label	Cases	Weighted	Percentage (weighted)
Sysmiss		1495	1493.004	

#309 **q75p_1: (Q75 Primary, 1st). In your opinion, where does the greatest**

Information	[type=discrete] [format=numeric] [valid=1500] [valid(weighted)=1500] [range=1-99]			
Literal question	In your opinion, where does the greatest threat to the security of Kazakhstan come from or there is not such threat at all?			
Security	Public			
Value	Label	Cases	Weighted	Percentage (weighted)
1	From any ex-Soviet republic	41	44.497	3.0%
2	From any foreign state	85	78.986	5.3%
3	From any religious organizations	106	93.772	6.3%
4	From racketeers (organized crime)	338	327.765	21.9%
5	Terrorists	1	1.247	0.1%
7	Skinheads	1	0.677	0.0%
98	There's no particular danger	686	703.98	46.9%
99	DK/NR	242	249.076	16.6%

#310 **q75p_2: (Q75 Primary, 2nd). In your opinion, where does the greatest**

Information	[type=discrete] [format=numeric] [valid=64] [valid(weighted)=64.306] [range=2-6]			
Literal question	In your opinion, where does the greatest threat to the security of Kazakhstan come from or there is not such threat at all?			
Security	Public			
Value	Label	Cases	Weighted	Percentage (weighted)
2	From any foreign state	6	4.039	6.3%
3	From any religious organizations	14	13.747	21.4%
4	From racketeers (organized crime)	41	41.886	65.1%
5	Terrorists	2	3.235	5.0%
6	From the republics of Caucasus	1	1.398	2.2%
Sysmiss		1436	1435.694	

#311 **q75_1: (Q75 Secondary, 1st). In your opinion, where does the greate**

Information	[type=discrete] [format=numeric] [valid=1500] [valid(weighted)=1500] [range=1-99]			
Literal question	In your opinion, where does the greatest threat to the security of Kazakhstan come from or there is not such threat at all?			
Security	Public			
Value	Label	Cases	Weighted	Percentage (weighted)
1	From any ex-Soviet republic	41	44.497	3.0%
2	From any foreign state	85	78.986	5.3%
3	From any religious organizations	106	93.772	6.3%

File database_kaz (cont.)

#311 q75_1: (Q75 Secondary, 1st). In your opinion, where does the greate (cont.)

Value (cont.)	Label	Cases	Weighted	Percentage (weighted)
4	From racketeers (organized crime)	338	327.765	21.9%
5	Other	2	1.923	0.1%
98	There's no particular danger	686	703.98	46.9%
99	DK/NR	242	249.076	16.6%

#312 q75_2: (Q75 Secondary, 2nd). In your opinion, where does the greate

Information	[type=discrete] [format=numeric] [valid=64] [valid(weighted)=64.306] [range=2-5]			
Literal question	In your opinion, where does the greatest threat to the security of Kazakhstan come from or there is not such threat at all?			
Security	Public			
Value	Label	Cases	Weighted	Percentage (weighted)
2	From any foreign state	6	4.039	6.3%
3	From any religious organizations	14	13.747	21.4%
4	From racketeers (organized crime)	41	41.886	65.1%
5	Other	3	4.633	7.2%
Sysmiss		1436	1435.694	

#313 q76p_1: (Q76 Primary, 1st). Which one (republic, country, organizati

Information	[type=discrete] [format=numeric] [valid=232] [valid(weighted)=217.256] [range=1-999]			
Literal question	Which one (republic, country, organization) poses the biggest threat?			
Security	Public			
Value	Label	Cases	Weighted	Percentage (weighted)
1	Iraq	9	7.222	3.3%
2	Uzbekistan	27	28.701	13.2%
3	USA	26	24.369	11.2%
4	China	22	28.017	12.9%
5	Hizb-ut-Tahrir	11	8.057	3.7%
6	Muslim religious groups	6	4.496	2.1%
7	Talibans	1	0.743	0.3%
8	Muslim extremists groups	3	2.61	1.2%
10	Wahhabists	4	2.877	1.3%
11	Religious sects (communities)	6	8.217	3.8%
12	Chechnya	12	10.992	5.1%
13	Islamic	1	1.081	0.5%
14	Afghanistan	17	12.216	5.6%
15	Al-kaida	10	8.973	4.1%
17	Islamic groups	7	7.723	3.6%
18	Kyrgyzstan	2	1.293	0.6%
20	Terrorists	7	6.499	3.0%
21	Tajikistan	6	6.496	3.0%

File database_kaz (cont.)

#313 q76p_1: (Q76 Primary, 1st). Which one (republic, country, organization) (cont.)

Value (cont.)	Label	Cases	Weighted	Percentage (weighted)
22	"Jihad"	2	0.447	0.2%
23	International religious organizations	1	0.452	0.2%
24	Saudi Arabia	1	1.355	0.6%
25	Religious groups	3	1.431	0.7%
26	Iran	2	1.76	0.8%
27	Religious extremists	1	1.042	0.5%
28	Russia	2	2.083	1.0%
29	Islamic terrorists	1	0.909	0.4%
30	White Brothers (religious organization)	1	0.558	0.3%
31	Jehovah's Witnesses	2	1.675	0.8%
32	Religious organizations	2	1.42	0.7%
33	Islamists	2	0.591	0.3%
35	Buddhists	1	0.787	0.4%
36	Jehovah's Witnesses	1	0.72	0.3%
37	Islam	2	1.959	0.9%
39	Extremists-terroristic organizations (groups)	1	0.915	0.4%
40	Religious Islamic sects	1	1.501	0.7%
41	Any state, with which hostility exists	1	0.527	0.2%
42	Terrorists-suicides	1	0.975	0.4%
43	Religious group of "Islamists - nationalists"	1	0.632	0.3%
44	Islamic movement	1	0.829	0.4%
45	Closed types sects, they speak wonderfully, but with incitin	2	2.288	1.1%
999	NO RESPONSE	23	21.818	10.0%
Sysmiss		1268	1282.744	

#314 q76p_2: (Q76 Primary, 2nd). Which one (republic, country, organization)

Information	[type=discrete] [format=numeric] [valid=38] [valid(weighted)=36.124] [range=1-34]			
Literal question	Which one (republic, country, organization) poses the biggest threat?			
Security	Public			
Value	Label	Cases	Weighted	Percentage (weighted)
1	Iraq	3	2.921	8.1%
2	Uzbekistan	2	0.712	2.0%
3	USA	3	1.856	5.1%
4	China	3	2.907	8.0%
6	Muslim religious groups	2	3.184	8.8%
7	Talibans	1	0.829	2.3%
9	Criminal organizations	1	1.621	4.5%
12	Chechnya	3	3.31	9.2%
14	Afghanistan	5	3.14	8.7%
15	Al-kaida	4	6.321	17.5%
16	Islamic radicals	1	0.452	1.3%

File database_kaz (cont.)#314 **q76p_2: (Q76 Primary, 2nd). Which one (republic, country, organizati** (cont.)

Value (cont.)	Label	Cases	Weighted	Percentage (weighted)
17	Islamic groups	1	0.754	2.1%
18	Kyrgyzstan	1	1.76	4.9%
19	Sufis	1	1.355	3.8%
20	Terrorists	2	1.729	4.8%
21	Tajikistan	1	0.715	2.0%
32	Religious organizations	1	0.984	2.7%
33	Islamists	2	1.378	3.8%
34	Mujahedins	1	0.197	0.5%
Sysmiss		1462	1463.876	

#315 **q76_1: (Q76 Secondary, 1st). Which one (republic, country, organiza**

Information	[type=discrete] [format=numeric] [valid=232] [valid(weighted)=217.256] [range=1-99]			
Literal question	Which one (republic, country, organization) poses the biggest threat?			
Security	Public			
Value	Label	Cases	Weighted	Percentage (weighted)
1	Afghanistan	17	12.216	5.6%
2	Uzbekistan	27	28.701	13.2%
3	Chechnya	12	10.992	5.1%
4	"Islamic" countries - Iran, Iraq, Pakistan, Arabian countrie	12	10.336	4.8%
5	USA	26	24.369	11.2%
6	China	22	28.017	12.9%
7	Religious sects, extremist and terroristic organizations	82	70.407	32.4%
8	Other ex-Soviet countries	10	9.873	4.5%
9	Other	1	0.527	0.2%
99	NO RESPONSE	23	21.818	10.0%
Sysmiss		1268	1282.744	

#316 **q76_2: (Q76 Secondary, 2nd). Which one (republic, country, organiza**

Information	[type=discrete] [format=numeric] [valid=27] [valid(weighted)=25.747] [range=1-9]			
Literal question	Which one (republic, country, organization) poses the biggest threat?			
Security	Public			
Value	Label	Cases	Weighted	Percentage (weighted)
1	Afghanistan	5	3.14	12.2%
2	Uzbekistan	2	0.712	2.8%
3	Chechnya	3	3.31	12.9%
4	"Islamic" countries - Iran, Iraq, Pakistan, Arabian countrie	2	1.968	7.6%
5	USA	3	1.856	7.2%
6	China	3	2.907	11.3%

File database_kaz (cont.)#316 **q76_2: (Q76 Secondary, 2nd). Which one (republic, country, organiza** (cont.)

Value (cont.)	Label	Cases	Weighted	Percentage (weighted)
7	Religious sects, extremist and terroristic organizations	6	7.757	30.1%
8	Other ex-Soviet countries	2	2.475	9.6%
9	Other	1	1.621	6.3%
Sysmiss		1473	1474.253	

#317 **q77: (Q77). Which country in Central Asia do you regard as the mo**

Information	[type=discrete] [format=numeric] [valid=1500] [valid(weighted)=1500] [range=1-9]			
Literal question	Which country in Central Asia do you regard as the most important partner for Kazakhstan?			
Security	Public			
Value	Label	Cases	Weighted	Percentage (weighted)
1	Kyrgyzstan	561	559.403	37.3%
2	Tajikistan	20	22.311	1.5%
3	Turkmenistan	47	38.738	2.6%
4	Uzbekistan	289	317.79	21.2%
5	NONE OF THESE	260	252.762	16.9%
9	DK/NR	323	308.996	20.6%

#318 **q78p_1: (Q78 Primary, 1st). Which countries outside of Central Asia**

Information	[type=discrete] [format=numeric] [valid=1500] [valid(weighted)=1500] [range=1-99]			
Literal question	Which countries outside of Central Asia do you regard as the most important partners for Kazakhstan?			
Security	Public			
Value	Label	Cases	Weighted	Percentage (weighted)
1	Russia	1065	1058.324	70.6%
2	America / USA	37	35.943	2.4%
3	Sweden	1	1.658	0.1%
4	Germany	12	10.197	0.7%
5	China	77	84.721	5.6%
6	Japan	11	15.223	1.0%
7	India	2	1.798	0.1%
9	Turkey	20	23.134	1.5%
10	Southern Korea	2	2.528	0.2%
11	Ukraine	4	5	0.3%
12	England	1	0.807	0.1%
16	Iran	2	1.507	0.1%
23	Latvia	1	0.829	0.1%
24	Byelorussia	1	0.632	0.0%
31	Azerbaijan	1	0.754	0.1%
40	Baltic states	1	0.787	0.1%
53	Norway	1	1.831	0.1%

File database_kaz (cont.)

#318 q78p_1: (Q78 Primary, 1st). Which countries outside of Central Asia (cont.)

Value (cont.)	Label	Cases	Weighted	Percentage (weighted)
98	NOT A SINGLE COUNTRY	65	62.528	4.2%
99	DK/NR	196	191.797	12.8%

#319 q78p_2: (Q78 Primary, 2nd). Which countries outside of Central Asia

Information	[type=discrete] [format=numeric] [valid=809] [valid(weighted)=826.87] [range=1-61]			
Literal question	Which countries outside of Central Asia do you regard as the most important partners for Kazakhstan?			
Security	Public			
Value	Label	Cases	Weighted	Percentage (weighted)
1	Russia	100	113.205	13.7%
2	America / USA	92	82.321	10.0%
3	Sweden	1	1.264	0.2%
4	Germany	73	70.134	8.5%
5	China	220	237.648	28.7%
6	Japan	19	19.638	2.4%
7	India	3	1.799	0.2%
8	Korea	10	12.375	1.5%
9	Turkey	94	94.558	11.4%
11	Ukraine	92	91.105	11.0%
12	England	6	4.501	0.5%
13	France	6	7.334	0.9%
14	Moldova	1	0.696	0.1%
15	Arabiston (an Arab country)	1	0.623	0.1%
16	Iran	4	3.844	0.5%
17	Saudi Arabia	1	0.72	0.1%
20	All European countries	1	0.715	0.1%
23	Latvia	1	0.696	0.1%
24	Byelorussia	56	59.278	7.2%
29	Italy	2	2.683	0.3%
31	Azerbaijan	4	5.335	0.6%
39	Pakistan	1	1.831	0.2%
40	Baltic states	5	2.631	0.3%
42	Europe	6	3.577	0.4%
45	Lithuania	3	1.96	0.2%
46	Poland	1	0.558	0.1%
53	Norway	1	1.658	0.2%
54	Iraq	1	1.117	0.1%
56	European Union	1	1.117	0.1%
58	Baltic countries	1	0.54	0.1%
60	All ex-USSR countries	1	0.953	0.1%
61	Romania	1	0.455	0.1%
Sysmiss		691	673.13	

File database_kaz (cont.)

#320 q78p_3: (Q78 Primary, 3rd). Which countries outside of Central Asia

Information		[type=discrete] [format=numeric] [valid=552] [valid(weighted)=571.554] [range=1-63]		
Literal question		Which countries outside of Central Asia do you regard as the most important partners for Kazakhstan?		
Security		Public		
Value	Label	Cases	Weighted	Percentage (weighted)
1	Russia	28	28.948	5.1%
2	America / USA	58	57.688	10.1%
4	Germany	58	54.442	9.5%
5	China	97	109.181	19.1%
6	Japan	25	24.541	4.3%
7	India	7	5.213	0.9%
8	Korea	14	20.18	3.5%
9	Turkey	94	102.551	17.9%
11	Ukraine	58	52.278	9.1%
12	England	12	15.659	2.7%
13	France	9	10.931	1.9%
15	Arabiston (an Arab country)	5	6.151	1.1%
16	Iran	7	8.036	1.4%
17	Saudi Arabia	1	0.224	0.0%
21	Great Britain	1	0.18	0.0%
23	Latvia	2	3.096	0.5%
24	Byelorussia	49	44.96	7.9%
27	Estonia	1	0.829	0.1%
29	Italy	3	1.061	0.2%
30	Israel	1	0.458	0.1%
31	Azerbaijan	3	1.919	0.3%
34	Czechia	2	3.532	0.6%
40	Baltic states	1	0.251	0.0%
42	Europe	3	3.892	0.7%
45	Lithuania	1	0.452	0.1%
46	Poland	4	3.657	0.6%
56	European Union	2	1.639	0.3%
57	Belgium	1	2.087	0.4%
59	Taiwan	1	0.502	0.1%
62	Mongolia	3	5.355	0.9%
63	Finland	1	1.658	0.3%
Sysmiss		948	928.446	

#321 q78_1: (Q78 Secondary, 1st). Which countries outside of Central Asi

Information		[type=discrete] [format=numeric] [valid=1500] [valid(weighted)=1500] [range=1-99]		
Literal question		Which countries outside of Central Asia do you regard as the most important partners for Kazakhstan?		
Security		Public		

File database_kaz (cont.)#321 **q78_1: (Q78 Secondary, 1st). Which countries outside of Central Asi** (cont.)

Value	Label	Cases	Weighted	Percentage (weighted)
1	Russia	1065	1058.324	70.6%
2	America / USA	37	35.943	2.4%
4	European countries and among them 11,2% Germany	16	15.247	1.0%
5	China	77	84.721	5.6%
6	Japan	11	15.223	1.0%
7	Turkey	20	23.134	1.5%
8	All USSR countries	7	7.249	0.5%
9	Other Near East countries and Arab countries	6	5.833	0.4%
98	NOT A SINGLE COUNTRY	65	62.528	4.2%
99	DK/NR	196	191.797	12.8%

#322 **q78_2: (Q78 Secondary, 2nd). Which countries outside of Central Asi**

Information	[type=discrete] [format=numeric] [valid=806] [valid(weighted)=823.824] [range=1-9]			
Literal question	Which countries outside of Central Asia do you regard as the most important partners for Kazakhstan?			
Security	Public			
Value	Label	Cases	Weighted	Percentage (weighted)
1	Russia	102	114.436	13.9%
2	America / USA	92	82.321	10.0%
4	European countries and among them 11,2% Germany	98	95.43	11.6%
5	China	221	238.103	28.9%
6	Japan	19	19.638	2.4%
7	Turkey	94	94.558	11.5%
8	All USSR countries	159	157.03	19.1%
9	Other Near East countries and Arab countries	21	22.309	2.7%
Sysmiss		694	676.176	

#323 **q78_3: (Q78 Secondary, 3rd). Which countries outside of Central Asi**

Information	[type=discrete] [format=numeric] [valid=449] [valid(weighted)=474.529] [range=1-9]			
Literal question	Which countries outside of Central Asia do you regard as the most important partners for Kazakhstan?			
Security	Public			
Value	Label	Cases	Weighted	Percentage (weighted)
1	Russia	26	27.718	5.8%
2	America / USA	58	57.688	12.2%
4	European countries and among them 11,2% Germany	82	80.403	16.9%
5	China	96	108.727	22.9%
6	Japan	25	24.541	5.2%

File database_kaz (cont.)#323 **q78_3: (Q78 Secondary, 3rd). Which countries outside of Central Asi** (cont.)

Value (cont.)	Label	Cases	Weighted	Percentage (weighted)
7	Turkey	94	102.551	21.6%
8	All USSR countries	29	26.782	5.6%
9	Other Near East countries and Arab countries	39	46.12	9.7%
Sysmiss		1051	1025.471	

#324 **q79: (Q79). How do you assess the economic cooperation in Central**

Information	[type=discrete] [format=numeric] [valid=1500] [valid(weighted)=1500] [range=1-9]			
Literal question	How do you assess the economic cooperation in Central Asia over the last 2 to 3 years?			
Security	Public			
Value	Label	Cases	Weighted	Percentage (weighted)
1	Very good	101	115.629	7.7%
2	Somewhat good	1032	1032.148	68.8%
3	Somewhat bad	64	62.467	4.2%
4	Very bad	21	25.194	1.7%
9	DK/NR	282	264.563	17.6%

#325 **q80p_1: (Q80 Primary, 1st). Name please the two most important issue**

Information	[type=discrete] [format=numeric] [valid=1500] [valid(weighted)=1500] [range=1-99]			
Literal question	Name please the two most important issues for cooperation between Kazakhstan and other Central Asian countries?			
Security	Public			
Value	Label	Cases	Weighted	Percentage (weighted)
1	Trade, transportation, goods delivery via borders	723	747.374	49.8%
2	Regional security	221	227.295	15.2%
3	Migration is the movement of people abroad for employment	109	97.832	6.5%
4	Use of water, water resources administration	60	64.605	4.3%
5	The environment, ecology	89	88.689	5.9%
6	Financial services, such as transactions, transfers of finan	20	16.707	1.1%
7	Prevention of drugs use and sales	79	83.504	5.6%
8	Prevention of people's trafficking, especially of women and	14	12.758	0.9%
9	Social security, pensions and allowances	16	16.521	1.1%
99	DK/NR	169	144.715	9.6%

#326 **q80p_2: (Q80 Primary, 2nd). Name please the two most important issue**

Information	[type=discrete] [format=numeric] [valid=1228] [valid(weighted)=1247.983] [range=2-11]			
--------------------	---	--	--	--

File database_kaz (cont.)

#326 q80p_2: (Q80 Primary, 2nd). Name please the two most important issue (cont.)

Literal question	Name please the two most important issues for cooperation between Kazakhstan and other Central Asian countries?			
Security	Public			
Value	Label	Cases	Weighted	Percentage (weighted)
2	Regional security	150	161.391	12.9%
3	Migration is the movement of people abroad for employment	165	172.404	13.8%
4	Use of water, water resources administration	76	83.57	6.7%
5	The environment, ecology	121	132.066	10.6%
6	Financial services, such as transactions, transfers of finan	132	125.688	10.1%
7	Prevention of drugs use and sales	339	346.293	27.7%
8	Prevention of people`s trafficking, especially of women and	111	106.741	8.6%
9	Social security, pensions and allowances	132	117.528	9.4%
10	Struggle against terrorism	1	0.371	0.0%
11	Industry development	1	1.93	0.2%
Sysmiss		272	252.017	

#327 q80_1: (Q80 Secondary, 1st). Name please the two most important iss

Information	[type=discrete] [format=numeric] [valid=1500] [valid(weighted)=1500] [range=1-99]			
Literal question	Name please the two most important issues for cooperation between Kazakhstan and other Central Asian countries?			
Security	Public			
Value	Label	Cases	Weighted	Percentage (weighted)
1	Trade, transportation, goods delivery via borders	723	747.374	49.8%
2	Regional security	221	227.295	15.2%
3	Prevention of drugs use and sales	79	83.504	5.6%
4	Labor migration among countries	109	97.832	6.5%
5	Financial services, such as transactions, transfers of finan	20	16.707	1.1%
6	The environment, ecology	89	88.689	5.9%
7	Coordinated administration and use of water resources and po	60	64.605	4.3%
8	Prevention of people`s trafficking, especially of women and	14	12.758	0.9%
9	Cooperation in social protection and providing social servic	16	16.521	1.1%
99	DK/NR	169	144.715	9.6%

#328 q80_2: (Q80 Secondary, 2nd). Name please the two most important iss

Information	[type=discrete] [format=numeric] [valid=1228] [valid(weighted)=1247.983] [range=2-10]			
Literal question	Name please the two most important issues for cooperation between Kazakhstan and other Central Asian countries?			

File database_kaz (cont.)

#328 q80_2: (Q80 Secondary, 2nd). Name please the two most important iss (cont.)

Security		Public		
Value	Label	Cases	Weighted	Percentage (weighted)
2	Regional security	151	161.763	13.0%
3	Prevention of drugs use and sales	339	346.293	27.7%
4	Labor migration among countries	165	172.404	13.8%
5	Financial services, such as transactions, transfers of finan	132	125.688	10.1%
6	The environment, ecology	121	132.066	10.6%
7	Coordinated administration and use of water resources and po	76	83.57	6.7%
8	Prevention of people's trafficking, especially of women and	111	106.741	8.6%
9	Cooperation in social protection and providing social servic	132	117.528	9.4%
10	Industry development	1	1.93	0.2%
Sysmiss		272	252.017	

#329 q81: (Q81). Are you generally satisfied or dissatisfied with the

Information		[type=discrete] [format=numeric] [valid=1500] [valid(weighted)=1500] [range=1-9]		
Literal question		Are you generally satisfied or dissatisfied with the situation in Kazakhstan today?		
Security		Public		
Value	Label	Cases	Weighted	Percentage (weighted)
1	Very satisfied	187	184.245	12.3%
2	Fairly satisfied	969	967.749	64.5%
3	Fairly dissatisfied	238	236.042	15.7%
4	Very dissatisfied	40	38.745	2.6%
9	DK/NR	66	73.219	4.9%

#330 q82p_1: (Q82 Primary, 1st). In your opinion, what are the three most

Information		[type=discrete] [format=numeric] [valid=1500] [valid(weighted)=1500] [range=1-998]		
Literal question		In your opinion, what are the three most important problems in Kazakhstan today?		
Security		Public		
Value	Label	Cases	Weighted	Percentage (weighted)
1	Poor motorways` condition	6	7.052	0.5%
2	transport issues	3	5.093	0.3%
3	Few jobs	12	13.618	0.9%
4	Pensions delayed	1	0.732	0.0%
5	The youth unemployment	38	39.972	2.7%
6	Unemployment	337	334.302	22.3%
8	High foodstuff prices	6	4.429	0.3%
9	Shortage of vacancies for youth	1	1.32	0.1%
10	Criminality (theft, fraud, cheat)	15	17.609	1.2%

File database_kaz (cont.)

#330 q82p_1: (Q82 Primary, 1st). In your opinion, what are the three most (cont.)

Value (cont.)	Label	Cases	Weighted	Percentage (weighted)
11	Ecology (poor soil)	85	95.307	6.4%
12	Drugs (distribution)	9	9.494	0.6%
14	Poor medical services quality	8	8.315	0.6%
15	Expensive University education	13	16.052	1.1%
16	Everywhere workers work over 8 hours	2	1.114	0.1%
17	No motorways	1	0.721	0.0%
18	Water supply unavailable, portable/drinkable water	2	2.57	0.2%
20	Poor education level	13	13.458	0.9%
21	Inflation	7	9.349	0.6%
22	Low wages	44	42.986	2.9%
24	Poverty	21	21.254	1.4%
25	Youth issues	3	3.303	0.2%
29	poor dwelling conditions	1	0.96	0.1%
30	Drugs addiction	13	13.695	0.9%
31	No place for youth o spend leisure time	1	0.315	0.0%
32	Low pensions	65	50.429	3.4%
33	Alcoholism	3	3.658	0.2%
35	Expensive travel fare (car, train, plane)	4	4.308	0.3%
37	No institutions, hospitals unavailable	1	0.516	0.0%
38	Expensive medical services	15	8.881	0.6%
39	Plants and factories stand still	8	6.169	0.4%
42	No ideology	1	0.371	0.0%
43	Corruption	70	69.095	4.6%
47	The state language is not learned at the appropriate level	2	1.281	0.1%
50	Poor social security / no allowances	37	34.405	2.3%
51	Undeveloped economy, poor economic policy	17	14.851	1.0%
52	There`s no housing for all	9	8.255	0.6%
56	Low living standards, absence of normal conditions for livin	26	24.29	1.6%
57	High municipal services charges	3	2.14	0.1%
61	Problematic to find employment	4	3.54	0.2%
62	Lower population strata`s vulnerability	1	1.486	0.1%
66	Inability of purchasing dwelling (expensiveness)	17	20.202	1.3%
67	Peace keeping	6	8.878	0.6%
68	Stabilization and economic growth, conservation	24	25.66	1.7%
69	Security provision	5	4.955	0.3%
70	Housing issues	10	7.861	0.5%
71	Undeveloped agriculture	17	16.885	1.1%
74	Gas pollution in the city	1	0.984	0.1%
75	Stability between ethnicities	3	2.112	0.1%
76	Imperfect jurisdiction	2	2.994	0.2%

File database_kaz (cont.)

#330 q82p_1: (Q82 Primary, 1st). In your opinion, what are the three most (cont.)

Value (cont.)	Label	Cases	Weighted	Percentage (weighted)
77	Undeveloped industry	14	16.936	1.1%
78	Political stability	3	2.162	0.1%
80	High bank interest rates	1	1.501	0.1%
81	Bureaucracy	1	0.639	0.0%
82	Abuse of authority on the side of officials	1	0.421	0.0%
83	Money shortage	3	2.352	0.2%
86	High prices/expensiveness	17	15.676	1.0%
87	Inconsideration towards pensioners	5	6.187	0.4%
89	Bank services inaccessible for youth	1	1.501	0.1%
90	Constitutional rights of people are not observed	2	2.228	0.1%
92	expensive benzene	1	0.258	0.0%
96	Diseases	1	0.768	0.1%
97	Establishing international relations	7	5.723	0.4%
99	DO NOT KNOW	247	244.475	16.3%
102	Expensive education	15	16.292	1.1%
103	Bank services` simplification, credits granting	2	2.418	0.2%
107	Education	5	4.316	0.3%
108	Health care protection	3	3.138	0.2%
113	Care after insufficiently provided people	3	3.197	0.2%
115	The city is undeveloped	1	1.964	0.1%
116	Village improvement	16	15.707	1.0%
117	Water supply irregularities	1	0.903	0.1%
118	No children`s allowances	9	9.269	0.6%
119	People`s migration	5	8.315	0.6%
121	Borders` re-enforcement	4	2.377	0.2%
127	Poor quality education in universities	1	2.251	0.2%
128	No good /well-paid jobs	6	3.702	0.2%
129	Sustaining stability	1	2.251	0.2%
130	Bad work of government (non-execution of laws)	3	3.402	0.2%
131	We do not produce anything	1	1.429	0.1%
136	Fuel shortage	1	0.623	0.0%
137	Expensive fuel (coal, gas, diesel, oil lubricators)	2	1.345	0.1%
138	Society division into the rich and the poor	3	2.303	0.2%
139	Improvement of state employees	1	0.903	0.1%
144	Taxation issues	3	4.884	0.3%
147	Food basket does not correspond to the livings standards	1	0.88	0.1%
148	Insufficient amount of vacancies	17	11.924	0.8%
154	Social vulnerability	8	7.904	0.5%
155	Water and electricity etc unavailable in village	1	2.702	0.2%
156	To introduce Russian language as the second state language	1	1.44	0.1%

File database_kaz (cont.)

#330 q82p_1: (Q82 Primary, 1st). In your opinion, what are the three most (cont.)

Value (cont.)	Label	Cases	Weighted	Percentage (weighted)
158	National issues	4	3.732	0.2%
161	Qualified specialists leave abroad	2	1.795	0.1%
167	Outdated medical equipment	1	0.158	0.0%
169	Terrorism, acts of terror	3	3.358	0.2%
171	Land issues (incorrect distribution)	4	4.15	0.3%
174	To lower age criteria for pension (revision)	8	8.724	0.6%
177	Expensive medicaments	1	0.823	0.1%
179	Oil sale to other countries /natural resources	3	1.847	0.1%
181	Machinery shortage (for land's cultivation, combines)	2	1.884	0.1%
183	Irrational use of minerals (resources)	1	1.93	0.1%
185	Low cultural level	3	2.691	0.2%
187	No future for children, for people	2	3.674	0.2%
192	Democratization of the state	1	0.715	0.0%
194	Electricity irregular supply	2	1.845	0.1%
199	More ties with Russia	1	1.042	0.1%
200	Farmers do not get state aid	2	2.731	0.2%
204	Border opening with Russia	1	1.042	0.1%
206	Aral's issue	2	3.494	0.2%
207	Land expensive	1	0.901	0.1%
209	Irresponsibility of officials	2	3.086	0.2%
214	Consumers' rights	2	2.854	0.2%
215	Rural population has worse living conditions than the urban	3	4.196	0.3%
216	Small business development issues	2	0.887	0.1%
221	Different monetary unit in different states	1	0.502	0.0%
228	Struggle for power (deputies, akims etc.)	2	1.956	0.1%
232	Unemployed do not receive unemployment allowances	3	1.836	0.1%
234	Unjust distribution of pensions	2	3.24	0.2%
236	Explosions at minings, dust	1	0.458	0.0%
240	Land sales	1	0.984	0.1%
242	Inconsideration of akimats	3	4.724	0.3%
244	Low birth rate	2	2.091	0.1%
249	Inattention towards youth	1	0.639	0.0%
253	State and officials steal people's money	2	3.332	0.2%
257	No permanent employment	1	0.569	0.0%
260	Expensive gas	1	1.247	0.1%
263	No proper job according to specialty	1	0.853	0.1%
278	To regulate water supply issue with other states (power supp	1	0.28	0.0%
280	AIDS	1	1.462	0.1%
282	Ignorance of language	1	0.527	0.0%
285	Youth does not want to get higher education	1	1.95	0.1%
294	Semipalatinsk's testing area	1	0.768	0.1%

File database_kaz (cont.)

#330 q82p_1: (Q82 Primary, 1st). In your opinion, what are the three most (cont.)

Value (cont.)	Label	Cases	Weighted	Percentage (weighted)
301	Development and restoration of state enterprizes	1	1.537	0.1%
997	No problems	7	8.31	0.6%
998	NO RESPONSE	2	1.277	0.1%

#331 q82p_2: (Q82 Primary, 2nd). In your opinion, what are the three most

Information		[type=discrete] [format=numeric] [valid=1078] [valid(weighted)=1081.303] [range=1-303]		
Literal question		In your opinion, what are the three most important problems in Kazakhstan today?		
Security		Public		
Value	Label	Cases	Weighted	Percentage (weighted)
1	Poor motorways` condition	4	3.473	0.3%
2	transport issues	3	4.075	0.4%
3	Few jobs	8	10.924	1.0%
5	The youth unemployment	25	21.836	2.0%
6	Unemployment	129	133.294	12.3%
7	Poor water quality (ecology)	3	3.143	0.3%
8	High foodstuff prices	20	13.899	1.3%
10	Criminality (theft, fraud, cheat)	20	21.491	2.0%
11	Ecology (poor soil)	80	86.781	8.0%
12	Drugs (distribution)	5	4.856	0.4%
13	Many homeless people (vagabonds)	1	0.935	0.1%
14	Poor medical services quality	26	24.92	2.3%
15	Expensive University education	20	15.423	1.4%
18	Water supply unavailable, portable/drinkable water	1	1.667	0.2%
19	Difficult to get good education	2	1.364	0.1%
20	Poor education level	14	15.093	1.4%
21	Inflation	8	7.095	0.7%
22	Low wages	69	77.454	7.2%
24	Poverty	17	17.858	1.7%
25	Youth issues	8	7.524	0.7%
26	Low educational level at school	2	1.114	0.1%
30	Drugs addiction	31	37.048	3.4%
31	No place for youth o spend leisure time	2	3.662	0.3%
32	Low pensions	72	65.41	6.0%
33	Alcoholism	5	4.849	0.4%
34	No work is conducted with youth	1	0.169	0.0%
35	Expensive travel fare (car, train, plane)	1	0.976	0.1%
37	No institutions, hospitals unavailable	1	0.377	0.0%
38	Expensive medical services	23	20.588	1.9%
39	Plants and factories stand still	10	7.569	0.7%
41	Insufficient youth`s rearing	5	3.882	0.4%

File database_kaz (cont.)

#331 q82p_2: (Q82 Primary, 2nd). In your opinion, what are the three most (cont.)

Value (cont.)	Label	Cases	Weighted	Percentage (weighted)
43	Corruption	43	50.21	4.6%
44	Laws do not function	2	2.803	0.3%
45	Low foodstuff quality	4	7.491	0.7%
46	Absence of circles, sports clubs, cinemas for children	2	1.502	0.1%
47	The state language is not learned at the appropriate level	2	3.044	0.3%
48	Financial shortage for expensive clothes	1	1.392	0.1%
50	Poor social security / no allowances	40	38.607	3.6%
51	Undeveloped economy, poor economic policy	6	6.635	0.6%
52	There`s no housing for all	5	9.362	0.9%
53	Poor health	2	1.646	0.2%
56	Low living standards, absence of normal conditions for living	18	17.128	1.6%
57	High municipal services charges	11	8.58	0.8%
61	Problematic to find employment	4	6.009	0.6%
62	Lower population strata`s vulnerability	1	0.915	0.1%
65	Insufficient dwelling	2	3.204	0.3%
66	Inability of purchasing dwelling (expensiveness)	12	10.361	1.0%
67	Peace keeping	1	0.455	0.0%
68	Stabilization and economic growth, conservation	21	18.273	1.7%
69	Security provision	1	0.935	0.1%
70	Housing issues	8	8.938	0.8%
71	Undeveloped agriculture	19	14.202	1.3%
73	Illegal immigration to Kazakhstan	1	0.853	0.1%
75	Stability between ethnicities	5	4.399	0.4%
77	Undeveloped industry	11	12.409	1.1%
78	Political stability	2	1.012	0.1%
80	High bank interest rates	1	0.538	0.0%
81	Bureaucracy	1	0.735	0.1%
82	Abuse of authority on the side of officials	3	2.152	0.2%
83	Money shortage	5	3.937	0.4%
85	Incorrect budget distribution (of money)	2	1.351	0.1%
86	High prices/expensiveness	14	12.456	1.2%
87	Inconsideration towards pensioners	8	7.833	0.7%
88	Environmental protection	1	0.853	0.1%
89	Bank services inaccessible for youth	1	1.392	0.1%
90	Constitutional rights of people are not observed	3	4.042	0.4%
91	Unorganized leisure	2	1.3	0.1%
92	expensive benzene	1	0.935	0.1%
95	Problems of keeping live-stock	1	0.591	0.1%
96	Diseases	1	0.384	0.0%

File database_kaz (cont.)

#331 q82p_2: (Q82 Primary, 2nd). In your opinion, what are the three most (cont.)

Value (cont.)	Label	Cases	Weighted	Percentage (weighted)
97	Establishing international relations	1	0.696	0.1%
98	Poor quality work of ĖĖĖ (Æ.Ė.Ė)	2	0.671	0.1%
100	Overall dirtiness	1	2.096	0.2%
102	Expensive education	24	17.738	1.6%
103	Bank services` simplification, credits granting	1	1.117	0.1%
104	Public transport shortage	1	0.502	0.0%
107	Education	4	2.272	0.2%
108	Health care protection	20	18.366	1.7%
112	Shortage of doctors and nurses	1	0.28	0.0%
113	Care after insufficiently provided people	1	0.44	0.0%
114	Migrants do not get support	2	2.937	0.3%
116	Village improvement	13	11.304	1.0%
117	Water supply irregularities	1	1.398	0.1%
118	No children`s allowances	11	12.829	1.2%
120	Municipal network`s amortization (poor quality municipal ser	1	1.345	0.1%
121	Borders` re-enforcement	3	4.735	0.4%
122	Kindergarten unavailable	3	5.253	0.5%
125	Gazification into houses (gas unavailable)	1	1.441	0.1%
127	Poor quality education in universities	1	0.915	0.1%
128	No good /well-paid jobs	1	1.033	0.1%
130	Bad work of government (non-execution of laws)	1	0.455	0.0%
131	We do not produce anything	2	3.225	0.3%
132	To care more about homeless	1	1.473	0.1%
137	Expensive fuel (coal, gas, diesel, oil lubricators)	1	1.076	0.1%
138	Society division into the rich and the poor	2	2.283	0.2%
139	Improvement of state employees	3	4.998	0.5%
142	Non-execution of the presidents` mandates at places	1	0.88	0.1%
144	Taxation issues	6	5.936	0.5%
148	Insufficient amount of vacancies	6	8.39	0.8%
149	No privileges for mothers with many children	2	2.821	0.3%
153	Wages delayed	4	5.88	0.5%
154	Social vulnerability	13	14.945	1.4%
158	National issues	1	1.117	0.1%
162	Impossibility of a double citizenship	1	0.903	0.1%
167	Outdated medical equipment	1	0.836	0.1%
169	Terrorism, acts of terror	1	0.935	0.1%
170	Army issues, contracts	3	2.624	0.2%
171	Land issues (incorrect distribution)	6	4.117	0.4%
174	To lower age criteria for pension (revision)	10	12.328	1.1%
175	Land and water should belong to the state	1	0.903	0.1%
177	Expensive medicaments	3	2.272	0.2%

File database_kaz (cont.)

#331 q82p_2: (Q82 Primary, 2nd). In your opinion, what are the three most (cont.)

Value (cont.)	Label	Cases	Weighted	Percentage (weighted)
179	Oil sale to other countries /natural resources	1	0.794	0.1%
183	Irrational use of minerals (resources)	1	0.452	0.0%
188	Local authorities do not work	1	1.364	0.1%
190	Illiteracy	1	0.671	0.1%
191	Living problems	1	0.243	0.0%
192	Democratization of the state	1	1.353	0.1%
197	High urbanization level	1	1.355	0.1%
199	More ties with Russia	1	1.042	0.1%
211	Fertilizers expensive	1	0.538	0.0%
215	Rural population has worse living conditions than the urban	1	1.722	0.2%
218	Trees and bushes planting	1	1.398	0.1%
219	Many oil related problems	1	1.353	0.1%
220	The problem to go to another country, citizenship	3	1.005	0.1%
227	Good specialists unavailability	1	1.25	0.1%
228	Struggle for power (deputies, akims etc.)	1	0.558	0.1%
241	National policy is not independent	1	0.823	0.1%
242	Inconsideration of akimats	2	1.159	0.1%
244	Low birth rate	1	0.458	0.0%
248	Price growth supervision	1	0.915	0.1%
249	Inattention towards youth	1	0.339	0.0%
250	Dendro park's hand over to private entities	1	1.831	0.2%
259	Trafficking	1	0.867	0.1%
260	Expensive gas	1	1.373	0.1%
262	Absence of political organizations among youth	1	0.745	0.1%
263	No proper job according to specialty	1	0.421	0.0%
278	To regulate water supply issue with other states (power supp	1	0.569	0.1%
280	AIDS	1	1.795	0.2%
301	Development and restoration of state enterprizes	1	0.768	0.1%
303	Great Patriotic War veterans are neglected	1	0.768	0.1%
Sysmiss		422	418.697	

#332 q82p_3: (Q82 Primary, 3rd). In your opinion, what are the three most

Information	[type=discrete] [format=numeric] [valid=736] [valid(weighted)=728.769] [range=1-294]			
Literal question	In your opinion, what are the three most important problems in Kazakhstan today?			
Security	Public			
Value	Label	Cases	Weighted	Percentage (weighted)
1	Poor motorways` condition	4	2.784	0.4%
2	transport issues	2	1.623	0.2%

File database_kaz (cont.)

#332 q82p_3: (Q82 Primary, 3rd). In your opinion, what are the three most (cont.)

Value (cont.)	Label	Cases	Weighted	Percentage (weighted)
3	Few jobs	1	1.032	0.1%
5	The youth unemployment	12	11.013	1.5%
6	Unemployment	53	51.728	7.1%
7	Poor water quality (ecology)	6	2.759	0.4%
8	High foodstuff prices	15	16.908	2.3%
9	Shortage of vacancies for youth	2	1.259	0.2%
10	Criminality (theft, fraud, cheat)	16	18.082	2.5%
11	Ecology (poor soil)	50	49.397	6.8%
12	Drugs (distribution)	11	11.905	1.6%
14	Poor medical services quality	13	11.989	1.6%
15	Expensive University education	10	6.933	1.0%
18	Water supply unavailable, portable/drinkable water	3	2.336	0.3%
20	Poor education level	7	9.007	1.2%
21	Inflation	10	12.263	1.7%
22	Low wages	39	32.289	4.4%
24	Poverty	11	12.186	1.7%
25	Youth issues	10	11.279	1.5%
29	poor dwelling conditions	1	0.96	0.1%
30	Drugs addiction	29	29.348	4.0%
31	No place for youth o spend leisure time	5	4.445	0.6%
32	Low pensions	35	34.041	4.7%
33	Alcoholism	4	1.838	0.3%
34	No work is conducted with youth	2	0.996	0.1%
35	Expensive travel fare (car, train, plane)	2	0.502	0.1%
37	No institutions, hospitals unavailable	2	3.333	0.5%
38	Expensive medical services	28	20.692	2.8%
39	Plants and factories stand still	4	1.801	0.2%
41	Insufficient youth`s rearing	3	2.617	0.4%
43	Corruption	36	43.089	5.9%
45	Low foodstuff quality	1	0.743	0.1%
46	Absence of circles, sports clubs, cinemas for children	1	0.743	0.1%
50	Poor social security / no allowances	20	17.808	2.4%
51	Undeveloped economy, poor economic policy	2	1.186	0.2%
52	There`s no housing for all	7	6.418	0.9%
53	Poor health	1	0.623	0.1%
54	New technologies are not developing	1	0.743	0.1%
56	Low living standards, absence of normal conditions for livin	21	21.378	2.9%
57	High municipal services charges	15	13.458	1.8%
60	Paid, expensive and sports institutions	1	1.486	0.2%
61	Problematic to find employment	1	0.639	0.1%
62	Lower population strata`s vulnerability	1	1.501	0.2%

File database_kaz (cont.)

#332 q82p_3: (Q82 Primary, 3rd). In your opinion, what are the three most (cont.)

Value (cont.)	Label	Cases	Weighted	Percentage (weighted)
63	People have become cruel	2	3.34	0.5%
66	Inability of purchasing dwelling (expensiveness)	5	6.305	0.9%
67	Peace keeping	1	0.502	0.1%
68	Stabilization and economic growth, conservation	6	4.515	0.6%
69	Security provision	5	7.231	1.0%
70	Housing issues	2	2.299	0.3%
71	Undeveloped agriculture	10	10.831	1.5%
73	Illegal immigration to Kazakhstan	1	1.621	0.2%
75	Stability between ethnicities	2	2.246	0.3%
77	Undeveloped industry	7	6.042	0.8%
79	To revise 12 yearly education (reforms)	2	0.901	0.1%
80	High bank interest rates	1	1.378	0.2%
81	Bureaucracy	2	2.097	0.3%
83	Money shortage	2	1.94	0.3%
86	High prices/expensiveness	12	13.723	1.9%
87	Inconsideration towards pensioners	3	2.372	0.3%
88	Environmental protection	3	3.407	0.5%
90	Constitutional rights of people are not observed	1	0.743	0.1%
91	Unorganized leisure	1	0.774	0.1%
92	expensive benzene	2	3.204	0.4%
96	Diseases	2	1.649	0.2%
97	Establishing international relations	1	1.672	0.2%
102	Expensive education	24	24.137	3.3%
103	Bank services` simplification, credits granting	2	2.482	0.3%
107	Education	10	8.18	1.1%
108	Health care protection	10	7.977	1.1%
113	Care after insufficiently provided people	1	1.201	0.2%
115	The city is undeveloped	1	0.501	0.1%
116	Village improvement	15	12.549	1.7%
118	No children`s allowances	8	12.616	1.7%
120	Municipal network`s amortization (poor quality municipal ser	2	2.69	0.4%
122	Kindergarten unavailable	1	0.639	0.1%
123	High payment for kindergarten	1	1.117	0.2%
124	Foundation of a lawful state	1	1.398	0.2%
127	Poor quality education in universities	1	0.794	0.1%
129	Sustaining stability	1	1.081	0.1%
130	Bad work of government (non-execution of laws)	2	0.751	0.1%
134	Moral and spiritual issue (ethic)	1	0.491	0.1%
138	Society division into the rich and the poor	5	4.65	0.6%
139	Improvement of state employees	2	2.416	0.3%

File database_kaz (cont.)

#332 q82p_3: (Q82 Primary, 3rd). In your opinion, what are the three most (cont.)

Value (cont.)	Label	Cases	Weighted	Percentage (weighted)
141	Kinsfolk ties, protectionism	1	1.32	0.2%
144	Taxation issues	2	2.122	0.3%
148	Insufficient amount of vacancies	3	2.52	0.3%
149	No privileges for mothers with many children	2	3.752	0.5%
154	Social vulnerability	13	20.689	2.8%
156	To introduce Russian language as the second state language	1	1.398	0.2%
157	Political issues	1	1.473	0.2%
158	National issues	1	0.623	0.1%
161	Qualified specialists leave abroad	1	0.88	0.1%
166	Anti-Mafia measures	1	0.754	0.1%
169	Terrorism, acts of terror	1	0.794	0.1%
170	Army issues, contracts	2	2.638	0.4%
171	Land issues (incorrect distribution)	4	4.196	0.6%
174	To lower age criteria for pension (revision)	5	4.051	0.6%
178	Gifted youth development issues	1	0.754	0.1%
181	Machinery shortage (for land's cultivation, combines)	1	1.076	0.1%
182	Psychological constrain	1	0.901	0.1%
185	Low cultural level	1	1.647	0.2%
187	No future for children, for people	1	0.984	0.1%
191	Living problems	1	0.671	0.1%
194	Electricity irregular supply	1	1.833	0.3%
198	Insufficient illumination	1	0.433	0.1%
201	Many homeless children	2	2.572	0.4%
203	To regard young women	1	0.521	0.1%
217	Goods export	1	2.03	0.3%
225	Leaves are not granted	1	1.005	0.1%
233	Poor telephone communications quality	1	0.833	0.1%
238	Radiation	1	0.917	0.1%
239	Oligarchy	1	0.558	0.1%
242	Inconsideration of akimats	2	1.329	0.2%
245	Grains shortage	1	0.591	0.1%
247	Power suppliers should belong to the state	1	0.915	0.1%
249	Inattention towards youth	3	4.843	0.7%
251	Expensive power (electricity) supply	3	3.118	0.4%
253	State and officials steal people's money	1	1.501	0.2%
254	Care after women	1	1.373	0.2%
256	Rearing of patriots	1	0.915	0.1%
263	No proper job according to specialty	1	0.561	0.1%
264	To stop profiteers	1	1.831	0.3%
271	To regulate border relations with Uzbekistan	1	0.569	0.1%
280	AIDS	4	3.376	0.5%
281	Mafia	1	0.824	0.1%

File database_kaz (cont.)

#332 q82p_3: (Q82 Primary, 3rd). In your opinion, what are the three most (cont.)

Value (cont.)	Label	Cases	Weighted	Percentage (weighted)
288	Low cotton price (fluctuation pf prices)	1	0.689	0.1%
294	Semipalatinsk's testing area	1	0.768	0.1%
Sysmiss		764	771.231	

#333 q82_1: (Q82 Secondary, 1st). In your opinion, what are the three mo

Information	[type=discrete] [format=numeric] [valid=1500] [valid(weighted)=1500] [range=1-99]			
Literal question	In your opinion, what are the three most important problems in Kazakhstan today?			
Security	Public			
Value	Label	Cases	Weighted	Percentage (weighted)
1	Unemployment, labour force shortage, man power migration to	417	409.801	27.3%
2	High prices, low wages and allowances, and delay un their pa	254	236.441	15.8%
3	Social injustice, poverty and shortage of social security	92	88.956	5.9%
4	Environmental and sanitation condition, roads condition	98	110.748	7.4%
5	Discontent with the authorities and corruption, plundering b	89	92.592	6.2%
6	Criminality, drugs addiction, commercial sex, terrorism	43	47.813	3.2%
7	Health condition, unavailability or low quality health care	15	14.358	1.0%
8	Issues of education and rearing of children and youth, short	28	28.924	1.9%
9	Economic improvement, manufactures issues, conditions for bu	88	96.754	6.5%
10	Housing shortage, inadequate housing conditions, municipal s	26	23.017	1.5%
11	Issues of village, agriculture and land distribution	46	49.239	3.3%
12	Interethnic tensions, the problem of the state language	11	9.092	0.6%
13	Improvement of interior and external policy, the problem of	29	28.71	1.9%
14	Other	8	9.493	0.6%
97	No problems	7	8.31	0.6%
98	NO RESPONSE	2	1.277	0.1%
99	HARD TO ANSWER	247	244.475	16.3%

#334 q82_2: (Q82 Secondary, 2nd). In your opinion, what are the three mo

Information	[type=discrete] [format=numeric] [valid=1022] [valid(weighted)=1031.892] [range=1-14]			
Literal question	In your opinion, what are the three most important problems in Kazakhstan today?			
Security	Public			

File database_kaz (cont.)

#334 q82_2: (Q82 Secondary, 2nd). In your opinion, what are the three mo (cont.)

Value	Label	Cases	Weighted	Percentage (weighted)
1	Unemployment, labour force shortage, man power migration to	191	196.038	19.0%
2	High prices, low wages and allowances, and delay un their pa	250	244.291	23.7%
3	Social injustice, poverty and shortage of social security	101	103.753	10.1%
4	Environmental and sanitation condition, roads condition	97	100.487	9.7%
5	Discontent with the authorities and corruption, plundering b	53	57.736	5.6%
6	Criminality, drugs addiction, commercial sex, terrorism	59	66.244	6.4%
7	Health condition, unavailability or low quality health care	53	48.604	4.7%
8	Issues of education and rearing of children and youth, short	52	48.245	4.7%
9	Economic improvement, manufactures issues, conditions for bu	70	68.899	6.7%
10	Housing shortage, inadequate housing conditions, municipal s	20	26.423	2.6%
11	Issues of village, agriculture and land distribution	42	32.694	3.2%
12	Interethnic tensions, the problem of the state language	10	10.805	1.0%
13	Improvement of interior and external policy, the problem of	9	8.401	0.8%
14	Other	15	19.271	1.9%
Sysmiss		478	468.108	

#335 q82_3: (Q82 Secondary, 3rd). In your opinion, what are the three mo

Information	[type=discrete] [format=numeric] [valid=502] [valid(weighted)=510.624] [range=1-14]			
Literal question	In your opinion, what are the three most important problems in Kazakhstan today?			
Security	Public			
Value	Label	Cases	Weighted	Percentage (weighted)
1	Unemployment, labour force shortage, man power migration to	50	48.776	9.6%
2	High prices, low wages and allowances, and delay un their pa	104	101.945	20.0%
3	Social injustice, poverty and shortage of social security	55	66.14	13.0%
4	Environmental and sanitation condition, roads condition	51	49.108	9.6%
5	Discontent with the authorities and corruption, plundering b	37	44.584	8.7%
6	Criminality, drugs addiction, commercial sex, terrorism	53	52.503	10.3%
7	Health condition, unavailability or low quality health care	32	28.948	5.7%

File database_kaz (cont.)

#335 q82_3: (Q82 Secondary, 3rd). In your opinion, what are the three mo (cont.)

Value (cont.)	Label	Cases	Weighted	Percentage (weighted)
8	Issues of education and rearing of children and youth, short	44	43.374	8.5%
9	Economic improvement, manufactures issues, conditions for bu	15	13.07	2.6%
10	Housing shortage, inadequate housing conditions, municipal s	18	17.578	3.4%
11	Issues of village, agriculture and land distribution	26	26.067	5.1%
12	Interethnic tensions, the problem of the state language	2	2.021	0.4%
13	Improvement of interior and external policy, the problem of	9	10.907	2.1%
14	Other	6	5.604	1.1%
Sysmiss		998	989.376	

#336 q83: (Q83). How would you describe the current economic situation

Information	[type=discrete] [format=numeric] [valid=1500] [valid(weighted)=1500] [range=1-9]			
Literal question	How would you describe the current economic situation in Kazakhstan?			
Security	Public			
Value	Label	Cases	Weighted	Percentage (weighted)
1	Very good	51	60.506	4.0%
2	Somewhat good	1061	1066.805	71.1%
3	Somewhat bad	192	197.073	13.1%
4	Very bad	41	40.132	2.7%
9	DK/NR	155	135.484	9.0%

#337 q84p: (Q84 Primary). When do you think people in Kazakhstan will l

Information	[type=discrete] [format=numeric] [valid=1500] [valid(weighted)=1500] [range=1-19]			
Literal question	When do you think people in Kazakhstan will live better?			
Security	Public			
Value	Label	Cases	Weighted	Percentage (weighted)
1	People are already living well	54	54.544	3.6%
2	During 15 years	223	242.497	16.2%
3	During 10 years	398	398.009	26.5%
4	During 5 years	272	257.483	17.2%
5	During 25 years	206	202.948	13.5%
6	It will happen at least in 50 years	99	100.435	6.7%
7	It has nothing to do with time, the most important thing is	1	0.54	0.0%
8	It will never be better, never	12	14.049	0.9%
9	DK/NR	219	218.146	14.5%
10	When there will be justice in Kazakhstan	2	0.97	0.1%

File database_kaz (cont.)

#337 q84p: (Q84 Primary). When do you think people in Kazakhstan will live better? (cont.)

Value (cont.)	Label	Cases	Weighted	Percentage (weighted)
11	When payment for work will be higher	1	0.521	0.0%
12	We shall not live up to that time	3	2.336	0.2%
13	When oligarchs will stop stealing and sale of natural resour	1	0.447	0.0%
14	After 2030	4	2.416	0.2%
15	When industry will spring up	1	1.353	0.1%
16	When the old times come back - 1945-95.	1	0.417	0.0%
17	All depends on the President's policy	1	0.935	0.1%
18	When the living standards in villages will be the same as in	1	0.774	0.1%
19	In 100 years	1	1.18	0.1%

#338 q84: (Q84 Secondary). When do you think people in Kazakhstan will live better?

Information	[type=discrete] [format=numeric] [valid=1500] [valid(weighted)=1500] [range=1-9]			
Literal question	When do you think people in Kazakhstan will live better?			
Security	Public			
Value	Label	Cases	Weighted	Percentage (weighted)
1	People are already living well	54	54.544	3.6%
2	During 5 years	223	242.497	16.2%
3	During 10 years	398	398.009	26.5%
4	During 15 years	272	257.483	17.2%
5	During 25 years	211	206.544	13.8%
6	50 years and more	99	100.435	6.7%
7	I don't believe, that life will improve / Never	15	16.385	1.1%
8	Other	9	5.957	0.4%
9	DK/NR	219	218.146	14.5%

#339 q85_a: (Q85_A). Please rate the quality of healthcare services provided by government of Kazakhstan?

Information	[type=discrete] [format=numeric] [valid=1500] [valid(weighted)=1500] [range=1-9]			
Literal question	Please rate the quality of healthcare services provided by government of Kazakhstan?			
Security	Public			
Value	Label	Cases	Weighted	Percentage (weighted)
1	Very good	28	22.54	1.5%
2	Good	275	278.458	18.6%
3	Fair	719	731.833	48.8%
4	Poor	344	328.918	21.9%
5	Very poor	86	90.703	6.0%
9	DK/NR	48	47.548	3.2%

File database_kaz (cont.)

#340 q85_b: (Q85_B). Please rate the quality of secondary education prov

Information	[type=discrete] [format=numeric] [valid=1500] [valid(weighted)=1500] [range=1-9]			
Literal question	Please rate the quality of secondary education provided by government of Kazakhstan?			
Security	Public			
Value	Label	Cases	Weighted	Percentage (weighted)
1	Very good	29	23.197	1.5%
2	Good	487	489.282	32.6%
3	Fair	690	696.874	46.5%
4	Poor	167	171.998	11.5%
5	Very poor	43	40.414	2.7%
9	DK/NR	84	78.235	5.2%

#341 q85_c: (Q85_C). Please rate the quality of higher education provide

Information	[type=discrete] [format=numeric] [valid=1500] [valid(weighted)=1500] [range=1-9]			
Literal question	Please rate the quality of higher education provided by government of Kazakhstan?			
Security	Public			
Value	Label	Cases	Weighted	Percentage (weighted)
1	Very good	24	18.646	1.2%
2	Good	316	320.625	21.4%
3	Fair	608	611.732	40.8%
4	Poor	305	313.869	20.9%
5	Very poor	79	77.432	5.2%
9	DK/NR	168	157.697	10.5%

#342 q85_d: (Q85_D). Please rate the quality of pensions provided by gov

Information	[type=discrete] [format=numeric] [valid=1500] [valid(weighted)=1500] [range=1-9]			
Literal question	Please rate the quality of pensions provided by government of Kazakhstan?			
Security	Public			
Value	Label	Cases	Weighted	Percentage (weighted)
1	Very good	29	26.29	1.8%
2	Good	292	305.832	20.4%
3	Fair	514	511.232	34.1%
4	Poor	396	388.544	25.9%
5	Very poor	205	202.463	13.5%
9	DK/NR	64	65.639	4.4%

#343 q85_e: (Q85_E). Please rate the quality of solving problems of your

Information	[type=discrete] [format=numeric] [valid=1500] [valid(weighted)=1500] [range=1-9]			
Literal question	Please rate the quality of solving problems of youth provided by government of Kazakhstan?			
Security	Public			

File database_kaz (cont.)

#343 q85_e: (Q85_E). Please rate the quality of solving problems of your (cont.)

Value	Label	Cases	Weighted	Percentage (weighted)
1	Very good	15	12.535	0.8%
2	Good	109	111.86	7.5%
3	Fair	394	447.585	29.8%
4	Poor	568	540.588	36.0%
5	Very poor	312	303.307	20.2%
9	DK/NR	102	84.125	5.6%

#344 q85_f: (Q85_F). Please rate the quality of social assistance and pr

Information	[type=discrete] [format=numeric] [valid=1500] [valid(weighted)=1500] [range=1-9]			
Literal question	Please rate the quality of social assistance and programs provided by government of Kazakhstan?			
Security	Public			
Value	Label	Cases	Weighted	Percentage (weighted)
1	Very good	18	20.518	1.4%
2	Good	111	122.5	8.2%
3	Fair	392	410.515	27.4%
4	Poor	560	549.346	36.6%
5	Very poor	312	292.511	19.5%
9	DK/NR	107	104.609	7.0%

#345 q85_g: (Q85_G). Please rate the quality of protecting the rights of

Information	[type=discrete] [format=numeric] [valid=1500] [valid(weighted)=1500] [range=1-9]			
Literal question	Please rate the quality of protecting the rights of ethnic minorities provided by government of Kazakhstan?			
Security	Public			
Value	Label	Cases	Weighted	Percentage (weighted)
1	Very good	58	65.446	4.4%
2	Good	503	509.652	34.0%
3	Fair	475	497.886	33.2%
4	Poor	103	109.704	7.3%
5	Very poor	50	45.189	3.0%
9	DK/NR	311	272.124	18.1%

#346 q85_h: (Q85_H). Please rate the quality of maintaining good relatio

Information	[type=discrete] [format=numeric] [valid=1500] [valid(weighted)=1500] [range=1-9]			
Literal question	Please rate the quality of maintaining good relations with other Central Asian countries provided by government of Kazakhstan?			
Security	Public			
Value	Label	Cases	Weighted	Percentage (weighted)
1	Very good	115	109.835	7.3%

File database_kaz (cont.)

#346 q85_h: (Q85_H). Please rate the quality of maintaining good relatio (cont.)

Value (cont.)	Label	Cases	Weighted	Percentage (weighted)
2	Good	684	683.2	45.5%
3	Fair	441	463.192	30.9%
4	Poor	31	33.285	2.2%
5	Very poor	14	12.464	0.8%
9	DK/NR	215	198.025	13.2%

#347 q86_a: (Q86_A). How satisfied or dissatisfied you are with security

Information	[type=discrete] [format=numeric] [valid=1500] [valid(weighted)=1500] [range=1-9]			
Literal question	How satisfied or dissatisfied you are with security in the country?			
Security	Public			
Value	Label	Cases	Weighted	Percentage (weighted)
1	Completely satisfied	475	479.519	32.0%
2	Fairly satisfied	776	761.304	50.8%
3	Fairly dissatisfied	139	149.57	10.0%
4	Completely dissatisfied	33	31.306	2.1%
9	DK/NR	77	78.301	5.2%

#348 q86_b: (Q86_B). How satisfied or dissatisfied you are with respect

Information	[type=discrete] [format=numeric] [valid=1500] [valid(weighted)=1500] [range=1-9]			
Literal question	How satisfied or dissatisfied you are with respect of rights of citizens by authorities?			
Security	Public			
Value	Label	Cases	Weighted	Percentage (weighted)
1	Completely satisfied	180	165.732	11.0%
2	Fairly satisfied	687	698.37	46.6%
3	Fairly dissatisfied	389	398.261	26.6%
4	Completely dissatisfied	101	98.322	6.6%
9	DK/NR	143	139.314	9.3%

#349 q86_c: (Q86_C). How satisfied or dissatisfied you are with customs

Information	[type=discrete] [format=numeric] [valid=1500] [valid(weighted)=1500] [range=1-9]			
Literal question	How satisfied or dissatisfied you are with customs services?			
Security	Public			
Value	Label	Cases	Weighted	Percentage (weighted)
1	Completely satisfied	113	116.304	7.8%
2	Fairly satisfied	506	538.074	35.9%
3	Fairly dissatisfied	307	305.701	20.4%
4	Completely dissatisfied	89	89.149	5.9%
9	DK/NR	485	450.772	30.1%

File database_kaz (cont.)

#350 q86_d: (Q86_D). How satisfied or dissatisfied you are with border g

Information	[type=discrete] [format=numeric] [valid=1500] [valid(weighted)=1500] [range=1-9]			
Literal question	How satisfied or dissatisfied you are with border guards?			
Security	Public			
Value	Label	Cases	Weighted	Percentage (weighted)
1	Completely satisfied	210	220.745	14.7%
2	Fairly satisfied	603	633.427	42.2%
3	Fairly dissatisfied	210	209.479	14.0%
4	Completely dissatisfied	59	53.625	3.6%
9	DK/NR	418	382.724	25.5%

#351 q86_e: (Q86_E). How satisfied or dissatisfied you are with law enfo

Information	[type=discrete] [format=numeric] [valid=1500] [valid(weighted)=1500] [range=1-9]			
Literal question	How satisfied or dissatisfied you are with law enforcement officials (police, persecutor, courts)?			
Security	Public			
Value	Label	Cases	Weighted	Percentage (weighted)
1	Completely satisfied	98	91.697	6.1%
2	Fairly satisfied	511	530.275	35.4%
3	Fairly dissatisfied	479	491.727	32.8%
4	Completely dissatisfied	205	189.579	12.6%
9	DK/NR	207	196.723	13.1%

#352 q86_f: (Q86_F). How satisfied or dissatisfied you are with opportun

Information	[type=discrete] [format=numeric] [valid=1500] [valid(weighted)=1500] [range=1-9]			
Literal question	How satisfied or dissatisfied you are with opportunity of citizens to influence the State power?			
Security	Public			
Value	Label	Cases	Weighted	Percentage (weighted)
1	Completely satisfied	61	57.469	3.8%
2	Fairly satisfied	441	463.14	30.9%
3	Fairly dissatisfied	474	487.328	32.5%
4	Completely dissatisfied	241	239.813	16.0%
9	DK/NR	283	252.25	16.8%

#353 q86_g: (Q86_G). How satisfied or dissatisfied you are with level of

Information	[type=discrete] [format=numeric] [valid=1500] [valid(weighted)=1500] [range=1-9]			
Literal question	How satisfied or dissatisfied you are with level of political freedoms?			
Security	Public			
Value	Label	Cases	Weighted	Percentage (weighted)
1	Completely satisfied	145	153.815	10.3%

File database_kaz (cont.)

#353 q86_g: (Q86_G). How satisfied or dissatisfied you are with level of (cont.)

Value (cont.)	Label	Cases	Weighted	Percentage (weighted)
2	Fairly satisfied	491	518.538	34.6%
3	Fairly dissatisfied	354	363.359	24.2%
4	Completely dissatisfied	143	134.738	9.0%
9	DK/NR	367	329.55	22.0%

#354 q86_h: (Q86_H). How satisfied or dissatisfied you are with level of

Information	[type=discrete] [format=numeric] [valid=1500] [valid(weighted)=1500] [range=1-9]			
Literal question	How satisfied or dissatisfied you are with level of independence of the mass media?			
Security	Public			
Value	Label	Cases	Weighted	Percentage (weighted)
1	Completely satisfied	165	162.476	10.8%
2	Fairly satisfied	588	576.336	38.4%
3	Fairly dissatisfied	302	334.37	22.3%
4	Completely dissatisfied	122	133.677	8.9%
9	DK/NR	323	293.142	19.5%

#355 q87_a: (Q87_A). How fairly does akimat treat you and people like yo

Information	[type=discrete] [format=numeric] [valid=1500] [valid(weighted)=1500] [range=1-9]			
Literal question	How fairly does akimat treat you and people like you?			
Security	Public			
Value	Label	Cases	Weighted	Percentage (weighted)
1	Always fairly	73	69.897	4.7%
2	Mostly fairly	309	286.71	19.1%
3	Sometimes fairly, sometimes not	673	702.829	46.9%
4	Mostly unfairly	152	159.44	10.6%
5	Very unfairly	65	62.041	4.1%
9	DK/NR	228	219.084	14.6%

#356 q87_b: (Q87_B). How fairly does national government treat you and pe

Information	[type=discrete] [format=numeric] [valid=1500] [valid(weighted)=1500] [range=1-9]			
Literal question	How fairly does national government treat you and people like you?			
Security	Public			
Value	Label	Cases	Weighted	Percentage (weighted)
1	Always fairly	68	70.739	4.7%
2	Mostly fairly	302	300.858	20.1%
3	Sometimes fairly, sometimes not	545	575.161	38.3%
4	Mostly unfairly	138	141.156	9.4%
5	Very unfairly	57	52.958	3.5%

File database_kaz (cont.)

#356 q87_b: (Q87_B). How fairly does national government treat you and pe (cont.)

Value (cont.)	Label	Cases	Weighted	Percentage (weighted)
9	DK/NR	390	359.128	23.9%

#357 q87_c: (Q87_C). How fairly does president administration mahalla co

Information	[type=discrete] [format=numeric] [valid=1500] [valid(weighted)=1500] [range=1-9]			
Literal question	How fairly does president administration mahalla committe treat you and people like you?			
Security	Public			
Value	Label	Cases	Weighted	Percentage (weighted)
1	Always fairly	79	83.704	5.6%
2	Mostly fairly	361	369.131	24.6%
3	Sometimes fairly, sometimes not	378	375.948	25.1%
4	Mostly unfairly	64	66.511	4.4%
5	Very unfairly	45	45.267	3.0%
9	DK/NR	573	559.439	37.3%

#358 q87_d: (Q87_D). How fairly do heads of rural community treat you an

Information	[type=discrete] [format=numeric] [valid=650] [valid(weighted)=650] [range=1-9]			
Literal question	How fairly do heads of rural community treat you and people like you?			
Security	Public			
Value	Label	Cases	Weighted	Percentage (weighted)
1	Always fairly	29	32.516	5.0%
2	Mostly fairly	171	175.468	27.0%
3	Sometimes fairly, sometimes not	245	242.852	37.4%
4	Mostly unfairly	58	54.274	8.3%
5	Very unfairly	46	43.807	6.7%
9	DK/NR	101	101.083	15.6%
Sysmiss		850	850	

#359 q87_e: (Q87_E). How fairly does militsia staff treat you and people

Information	[type=discrete] [format=numeric] [valid=1500] [valid(weighted)=1500] [range=1-9]			
Literal question	How fairly does militsia staff treat you and people like you?			
Security	Public			
Value	Label	Cases	Weighted	Percentage (weighted)
1	Always fairly	39	34.276	2.3%
2	Mostly fairly	243	238.317	15.9%
3	Sometimes fairly, sometimes not	586	594.818	39.7%
4	Mostly unfairly	322	342.294	22.8%
5	Very unfairly	111	101.438	6.8%
9	DK/NR	199	188.857	12.6%

File database_kaz (cont.)#360 **q87_f: (Q87_F). How fairly do courts treat you and people like you?**

Information	[type=discrete] [format=numeric] [valid=1500] [valid(weighted)=1500] [range=1-9]			
Literal question	How fairly do courts treat you and people like you?			
Security	Public			
Value	Label	Cases	Weighted	Percentage (weighted)
1	Always fairly	37	34.137	2.3%
2	Mostly fairly	213	214.174	14.3%
3	Sometimes fairly, sometimes not	540	543.672	36.2%
4	Mostly unfairly	291	321.282	21.4%
5	Very unfairly	87	78.475	5.2%
9	DK/NR	332	308.26	20.6%

#361 **q87_g: (Q87_G). How fairly do tax authorities treat you and people**

Information	[type=discrete] [format=numeric] [valid=1500] [valid(weighted)=1500] [range=1-9]			
Literal question	How fairly do tax authorities treat you and people like you?			
Security	Public			
Value	Label	Cases	Weighted	Percentage (weighted)
1	Always fairly	66	66.667	4.4%
2	Mostly fairly	320	338.889	22.6%
3	Sometimes fairly, sometimes not	486	503.814	33.6%
4	Mostly unfairly	181	178.224	11.9%
5	Very unfairly	62	57.814	3.9%
9	DK/NR	385	354.592	23.6%

#362 **q87_h: (Q87_H). How fairly do clergy (of mosques and churches) treat**

Information	[type=discrete] [format=numeric] [valid=1500] [valid(weighted)=1500] [range=1-9]			
Literal question	How fairly do clergy (of mosques and churches) treat you and people like you?			
Security	Public			
Value	Label	Cases	Weighted	Percentage (weighted)
1	Always fairly	319	291.215	19.4%
2	Mostly fairly	473	470.671	31.4%
3	Sometimes fairly, sometimes not	195	223.924	14.9%
4	Mostly unfairly	32	33.337	2.2%
5	Very unfairly	10	8.273	0.6%
9	DK/NR	471	472.58	31.5%

#363 **q88: (Q88). In your opinion, how serious is the level of corrupti**

Information	[type=discrete] [format=numeric] [valid=1500] [valid(weighted)=1500] [range=1-9]			
Literal question	In your opinion, how serious is the level of corruption in Kazakhstan?			
Security	Public			

File database_kaz (cont.)

#363 q88: (Q88). In your opinion, how serious is the level of corrupti (cont.)

Value	Label	Cases	Weighted	Percentage (weighted)
1	Very serious	489	501.7	33.4%
2	Somewhat serious	625	627.701	41.8%
3	Not too serious	147	141.66	9.4%
4	Not a problem at all	43	44.206	2.9%
9	DK/NR	196	184.732	12.3%

#364 q89_a: (Q89_A). How much corruption you think there is among staff

Information	[type=discrete] [format=numeric] [valid=1500] [valid(weighted)=1500] [range=1-9]			
Literal question	How much corruption you think there is among staff of the courts?			
Security	Public			
Value	Label	Cases	Weighted	Percentage (weighted)
1	Great deal	386	387.787	25.9%
2	Fair amount	609	616.553	41.1%
3	Not very much	197	203.767	13.6%
4	None	35	37.639	2.5%
9	DK/NR	273	254.254	17.0%

#365 q89_b: (Q89_B). How much corruption you think there is among staff

Information	[type=discrete] [format=numeric] [valid=1500] [valid(weighted)=1500] [range=1-9]			
Literal question	How much corruption you think there is among staff of the militsia?			
Security	Public			
Value	Label	Cases	Weighted	Percentage (weighted)
1	Great deal	394	383.806	25.6%
2	Fair amount	666	674.982	45.0%
3	Not very much	170	171.416	11.4%
4	None	41	50.444	3.4%
9	DK/NR	229	219.352	14.6%

#366 q89_c: (Q89_C). How much corruption you think there is among clergy

Information	[type=discrete] [format=numeric] [valid=1500] [valid(weighted)=1500] [range=1-9]			
Literal question	How much corruption you think there is among clergy of mosques and churches?			
Security	Public			
Value	Label	Cases	Weighted	Percentage (weighted)
1	Great deal	71	65.196	4.3%
2	Fair amount	103	119.336	8.0%
3	Not very much	254	271.649	18.1%
4	None	604	570.54	38.0%
9	DK/NR	468	473.279	31.6%

File database_kaz (cont.)**#367 q89_d: (Q89_D). How much corruption you think there is among staff**

Information	[type=discrete] [format=numeric] [valid=1500] [valid(weighted)=1500] [range=1-9]			
Literal question	How much corruption you think there is among staff of healthcare institutions?			
Security	Public			
Value	Label	Cases	Weighted	Percentage (weighted)
1	Great deal	195	201.384	13.4%
2	Fair amount	452	470.316	31.4%
3	Not very much	471	456.644	30.4%
4	None	165	150.856	10.1%
9	DK/NR	217	220.8	14.7%

#368 q89_e: (Q89_E). How much corruption you think there is among staff

Information	[type=discrete] [format=numeric] [valid=1500] [valid(weighted)=1500] [range=1-9]			
Literal question	How much corruption you think there is among staff of universities and other institutions of higher education?			
Security	Public			
Value	Label	Cases	Weighted	Percentage (weighted)
1	Great deal	303	310.392	20.7%
2	Fair amount	566	588.563	39.2%
3	Not very much	292	282.706	18.8%
4	None	86	81.747	5.4%
9	DK/NR	253	236.592	15.8%

#369 q89_f: (Q89_F). How much corruption you think there is among staff

Information	[type=discrete] [format=numeric] [valid=1500] [valid(weighted)=1500] [range=1-9]			
Literal question	How much corruption you think there is among staff of secondary schools?			
Security	Public			
Value	Label	Cases	Weighted	Percentage (weighted)
1	Great deal	115	129.178	8.6%
2	Fair amount	208	239.974	16.0%
3	Not very much	535	512.66	34.2%
4	None	394	377.781	25.2%
9	DK/NR	248	240.407	16.0%

#370 q89_g: (Q89_G). How much corruption you think there is among staff

Information	[type=discrete] [format=numeric] [valid=1500] [valid(weighted)=1500] [range=1-9]			
Literal question	How much corruption you think there is among staff of local government (akimat)?			
Security	Public			
Value	Label	Cases	Weighted	Percentage (weighted)
1	Great deal	225	225.371	15.0%

File database_kaz (cont.)

#370 q89_g: (Q89_G). How much corruption you think there is among staff (cont.)

Value (cont.)	Label	Cases	Weighted	Percentage (weighted)
2	Fair amount	501	525.781	35.1%
3	Not very much	347	353.687	23.6%
4	None	97	86.985	5.8%
9	DK/NR	330	308.176	20.5%

#371 q89_h: (Q89_H). How much corruption you think there is among staff

Information	[type=discrete] [format=numeric] [valid=1500] [valid(weighted)=1500] [range=1-9]			
Literal question	How much corruption you think there is among staff of national government?			
Security	Public			
Value	Label	Cases	Weighted	Percentage (weighted)
1	Great deal	242	255.071	17.0%
2	Fair amount	474	499.745	33.3%
3	Not very much	222	227.48	15.2%
4	None	91	89.101	5.9%
9	DK/NR	471	428.603	28.6%

#372 q89_i: (Q89_I). How much corruption you think there is among staff

Information	[type=discrete] [format=numeric] [valid=1500] [valid(weighted)=1500] [range=1-9]			
Literal question	How much corruption you think there is among staff of passport and registration offices?			
Security	Public			
Value	Label	Cases	Weighted	Percentage (weighted)
1	Great deal	264	266.41	17.8%
2	Fair amount	458	504.628	33.6%
3	Not very much	289	276.755	18.5%
4	None	105	101.376	6.8%
9	DK/NR	384	350.832	23.4%

#373 q90: (Q90). What role do you think Islam plays in the political life of Kazakhstan?

Information	[type=discrete] [format=numeric] [valid=1500] [valid(weighted)=1500] [range=1-9]			
Literal question	What role do you think Islam plays in the political life of Kazakhstan?			
Security	Public			
Value	Label	Cases	Weighted	Percentage (weighted)
1	A very important role	88	98.214	6.5%
2	A somewhat important role	365	344.934	23.0%
3	A small role	495	487.334	32.5%
4	No role at all	293	314.249	20.9%
9	DK/NR	259	255.268	17.0%

File database_kaz (cont.)

#374 q91: (Q91). What role do you think Islam should play in the polit

Information	[type=discrete] [format=numeric] [valid=1500] [valid(weighted)=1500] [range=1-9]			
Literal question	What role do you think Islam should play in the political life of Kazakhstan?			
Security	Public			
Value	Label	Cases	Weighted	Percentage (weighted)
1	A very important role	109	110.106	7.3%
2	A somewhat important role	289	286.278	19.1%
3	A small role	413	407.201	27.1%
4	No role at all	432	453.887	30.3%
9	DK/NR	257	242.528	16.2%

#375 q92p: (Q92 Primary). What is your religion?

Information	[type=discrete] [format=numeric] [valid=1500] [valid(weighted)=1500] [range=1-10]			
Literal question	What is your religion?			
Security	Public			
Value	Label	Cases	Weighted	Percentage (weighted)
1	Islam / Mohammedanism	821	841.25	56.1%
2	Orthodoxy	272	241.681	16.1%
3	Christianity	174	161.213	10.7%
4	Catholicism	10	9.887	0.7%
5	Judaism	1	0.452	0.0%
6	Baptism	5	3.811	0.3%
7	İenenit	1	1.191	0.1%
8	No religion/atheist	199	224.89	15.0%
9	DK/NR	16	14.711	1.0%
10	Jehovah's Witnesses	1	0.915	0.1%

#376 q92: (Q92 Secondary). What is your religion?

Information	[type=discrete] [format=numeric] [valid=1500] [valid(weighted)=1500] [range=1-9]			
Literal question	What is your religion?			
Security	Public			
Value	Label	Cases	Weighted	Percentage (weighted)
1	Islam / Mohammedanism	821	841.25	56.1%
2	Orthodoxy	272	241.681	16.1%
3	Christianity	184	171.1	11.4%
4	Other	8	6.369	0.4%
8	No religion/atheist	199	224.89	15.0%
9	DK/NR	16	14.711	1.0%

File database_kaz (cont.)

#377 q93: (Q93). How many times a day do you pray?

Information	[type=discrete] [format=numeric] [valid=278] [valid(weighted)=240.655] [range=1-14]			
Literal question	How many times a day do you pray?			
Security	Public			
Value	Label	Cases	Weighted	Percentage (weighted)
1		133	113.837	47.3%
2		54	47.031	19.5%
3		35	25.837	10.7%
4		8	4.752	2.0%
5		42	44.245	18.4%
6		4	4.25	1.8%
7	NEVER	0	0	0.0%
8	LESS THAN ONCE A DAY (ON HOLIDAYS, ON RAMAZAN)	0	0	0.0%
9	DK/NR	0	0	0.0%
10		1	0.452	0.2%
14		1	0.251	0.1%
Sysmiss		1222	1259.345	

#378 q94: (Q94). Do you know what jihad means in Islam?

Information	[type=discrete] [format=numeric] [valid=821] [valid(weighted)=841.25] [range=1-9]			
Literal question	Do you know what jihad means in Islam?			
Security	Public			
Value	Label	Cases	Weighted	Percentage (weighted)
1	Yes	315	332.457	39.5%
2	No	430	422.748	50.3%
9	DK/NR	76	86.044	10.2%
Sysmiss		679	658.75	

#379 q95p: (Q95 Primary). Some people say that jihad is a fight of a Mu

Information	[type=discrete] [format=numeric] [valid=315] [valid(weighted)=332.457] [range=1-14]			
Literal question	Some people say that jihad is a fight of a Muslim with the devil inside oneself, others say that it is a fight of a Muslim with non-Muslims. Which point of you do you share?			
Security	Public			
Value	Label	Cases	Weighted	Percentage (weighted)
1	It's a struggle of a Muslim with the Satan in itself	124	128.093	38.5%
2	It's a struggle of a Muslim with the unfaithful	130	140.844	42.4%
3	BOTH VIEWPOINTS ARE SIMILARLY CLOSE	42	44.908	13.5%
4	Not a single one is close to me	1	0.96	0.3%
5	Self-sacrifice for Allah	1	1.32	0.4%
6	War	2	1.906	0.6%

File database_kaz (cont.)**#379 q95p: (Q95 Primary). Some people say that jihad is a fight of a Mu** (cont.)

Value (cont.)	Label	Cases	Weighted	Percentage (weighted)
7	Revenge	1	1.621	0.5%
8	Afghanistan` s Mujahedins	1	0.538	0.2%
9	DK/NR	6	6.506	2.0%
10	Rule for a Muslim	1	0.901	0.3%
11	Cognition of oneself	1	0.867	0.3%
12	Jihad blackens the Muslim religion	1	0.312	0.1%
13	Terrorism	1	1.122	0.3%
14	Jihad	3	2.56	0.8%
Sysmiss		1185	1167.543	

#380 q95: (Q95 Secondary). Some people say that jihad is a fight of a

Information	[type=discrete] [format=numeric] [valid=315] [valid(weighted)=332.457] [range=1-9]			
Literal question	Some people say that jihad is a fight of a Muslim with the devil inside oneself, others say that it is a fight of a Muslim with non-Muslims. Which point of you do you share?			
Security	Public			
Value	Label	Cases	Weighted	Percentage (weighted)
1	It`s the struggle of a Muslim with the Satan in itself	125	128.959	38.8%
2	It`s the struggle of a Muslim with the unfaithful	130	140.844	42.4%
3	BOTH VIEWPOINTS ARE SIMILARLY CLOSE	42	44.908	13.5%
4	Justified or approved violence, evil, struggle with anybody	4	4.182	1.3%
5	Disapproved violence, evil, struggle towards anybody	2	1.433	0.4%
6	Other	6	5.625	1.7%
9	DK/NR	6	6.506	2.0%
Sysmiss		1185	1167.543	

#381 q96: (Q96). Are you currently employed?

Information	[type=discrete] [format=numeric] [valid=1500] [valid(weighted)=1500] [range=1-2]			
Literal question	Are you currently employed?			
Security	Public			
Value	Label	Cases	Weighted	Percentage (weighted)
1	Yes	730	708.733	47.2%
2	No	770	791.267	52.8%

#382 q97p: (Q97 Primary). If unemployed, what is your current status?

Information	[type=discrete] [format=numeric] [valid=770] [valid(weighted)=791.267] [range=1-99]			
--------------------	---	--	--	--

File database_kaz (cont.)

#382 q97p: (Q97 Primary). If unemployed, what is your current status? (cont.)

Literal question		If unemployed, what is your current status?		
Security		Public		
Value	Label	Cases	Weighted	Percentage (weighted)
1	Student, pupil of vocational school/school	51	68.719	8.7%
2	Non-working pensioner or disabled	322	295.212	37.3%
3	Housewife or I am in maternity leave	161	159.559	20.2%
4	I am temporarily unemployed and look for job	198	224.708	28.4%
5	I am temporarily unemployed and do not look for job	34	39.394	5.0%
7	I have no citizenship and there fire they do not hire me	1	1.095	0.1%
99	DK/NR	3	2.579	0.3%
Sysmiss		730	708.733	

#383 q97: (Q97 Secondary). If unemployed, what is your current status?

Information		[type=discrete] [format=numeric] [valid=770] [valid(weighted)=791.267] [range=1-99]		
Literal question		If unemployed, what is your current status?		
Security		Public		
Value	Label	Cases	Weighted	Percentage (weighted)
1	Student, pupil of vocational school/school, is getting ready	51	68.719	8.7%
2	Non-working pensioner or disabled	322	295.212	37.3%
3	I am a housewife or in maternity leave	161	159.559	20.2%
4	I am temporarily unemployed and look for job	199	225.803	28.5%
5	I am temporarily unemployed and do not look for job	34	39.394	5.0%
99	DK/NR	3	2.579	0.3%
Sysmiss		730	708.733	

#384 q98p: (Q98 Primary). Which category on this card describes your po

Information		[type=discrete] [format=numeric] [valid=730] [valid(weighted)=708.733] [range=1-99]		
Literal question		Which category on this card describes your position on your main job?		
Security		Public		
Value	Label	Cases	Weighted	Percentage (weighted)
1	Independent entrepreneur	50	46.705	6.6%
2	Chief of enterprise, organization	14	16.871	2.4%
3	Farmer/dekhkan	41	36.913	5.2%
4	Specialist/employee with higher education	144	155.871	22.0%
5	Specialist/employee with secondary or secondary vocational e	157	148.98	21.0%
6	Worker, works superintendent, team leader	296	279.127	39.4%

File database_kaz (cont.)

#384 q98p: (Q98 Primary). Which category on this card describes your po (cont.)

Value (cont.)	Label	Cases	Weighted	Percentage (weighted)
7	Military, Ministry of Interior Affairs, Prosecuting office,	9	7.055	1.0%
8	Bee-keeper	1	0.88	0.1%
9	Guard	1	0.591	0.1%
10	Shepherd	1	0.623	0.1%
11	Family business	1	0.623	0.1%
12	Individual labour activity	6	9.593	1.4%
13	Teacher	2	0.73	0.1%
14	Driver	2	0.487	0.1%
15	System of National Security	1	0.243	0.0%
99	DK/NR	4	3.441	0.5%
Sysmiss		770	791.267	

#385 q98: (Q98 Secondary). Which category on this card describes your

Information	[type=discrete] [format=numeric] [valid=730] [valid(weighted)=708.733] [range=1-99]			
Literal question	Which category on this card describes your position on your main job?			
Security	Public			
Value	Label	Cases	Weighted	Percentage (weighted)
1	Independent entrepreneur	56	56.298	7.9%
2	Chief of enterprise, organization	14	16.871	2.4%
3	Farmer/dekhkan	44	39.04	5.5%
4	Specialist/employee with higher education	146	156.602	22.1%
5	Specialist/employee with secondary or secondary vocational e	157	148.98	21.0%
6	Industrial or rural worker, works superintendent, team leade	298	279.614	39.5%
7	Military, Ministry of Interior Affairs, Prosecuting office,	11	7.888	1.1%
99	DK/NR	4	3.441	0.5%
Sysmiss		770	791.267	

#386 q99: (Q99). Which one statement best characterizes the situation

Information	[type=discrete] [format=numeric] [valid=1500] [valid(weighted)=1500] [range=1-9]			
Literal question	Which one statement best characterizes the situation in your household?			
Security	Public			
Value	Label	Cases	Weighted	Percentage (weighted)
1	Difficult to provide the family with basic food	112	97.792	6.5%
2	Manage to provide basic food but find it difficult to pay ut	340	317.088	21.1%
3	Can afford required foods, clothes and pay utility bills, bu	765	797.535	53.2%
4	We can afford to buy a TV or refrigerator, but	247	256.937	17.1%

File database_kaz (cont.)#386 **q99: (Q99). Which one statement best characterizes the situation** (cont.)

Value (cont.)	Label	Cases	Weighted	Percentage (weighted)
	cannot afford			
5	Can buy a car, a new house or travel to another country, etc	16	15.198	1.0%
9	DK/NR	20	15.45	1.0%

#387 **q100p_1: (Q100 Primary, 1st). Name please three main sources of income**

Information	[type=discrete] [format=numeric] [valid=1500] [valid(weighted)=1500] [range=1-99]			
Literal question	Name please three main sources of income for your household.			
Security	Public			
Value	Label	Cases	Weighted	Percentage (weighted)
1	Wages	947	987.364	65.8%
2	Payment in cash or in kind for rent (land, machinery, equipm	23	24.807	1.7%
3	Any plot of land, but not a farm	133	137.463	9.2%
4	Private enterprise	36	33.733	2.2%
5	Dekhkan farming	64	58.579	3.9%
6	Pensions	213	183.765	12.3%
7	Unemployment benefit	6	5.908	0.4%
8	Social assistance, other allowances	9	5.643	0.4%
9	Aid from relatives residing in Kazakhstan in cash and in kin	25	18.431	1.2%
10	Aid from relatives out of Kazakhstan in cash and in kind	4	5.137	0.3%
16	Temporarily works (kalim)	2	1.833	0.1%
17	Individual labour activity	10	13.316	0.9%
19	Aliments	1	0.458	0.0%
21	Domestic animals	1	0.253	0.0%
23	Seller at the market	2	1.182	0.1%
25	Private car driver	1	0.623	0.0%
99	DK/NR	23	21.505	1.4%

#388 **q100p_2: (Q100 Primary, 2nd). Name please three main sources of income**

Information	[type=discrete] [format=numeric] [valid=703] [valid(weighted)=754.759] [range=2-25]			
Literal question	Name please three main sources of income for your household.			
Security	Public			
Value	Label	Cases	Weighted	Percentage (weighted)
2	Payment in cash or in kind for rent (land, machinery, equipm	25	29.795	3.9%
3	Any plot of land, but not a farm	191	201.624	26.7%
4	Private enterprise	25	22.361	3.0%
5	Dekhkan farming	52	46.964	6.2%

File database_kaz (cont.)

#388 q100p_2: (Q100 Primary, 2nd). Name please three main sources of income (cont.)

Value (cont.)	Label	Cases	Weighted	Percentage (weighted)
6	Pensions	246	291.908	38.7%
7	Unemployment benefit	11	14.139	1.9%
8	Social assistance, other allowances	40	34.662	4.6%
9	Aid from relatives residing in Kazakhstan in cash and in kin	70	70.419	9.3%
10	Aid from relatives out of Kazakhstan in cash and in kind	8	7.801	1.0%
12	Stocks	1	0.696	0.1%
13	Sales (of spare parts)	1	0.743	0.1%
14	Stipend	1	2.162	0.3%
15	Personal household	8	6.457	0.9%
16	Temporarily works (kalim)	3	2.679	0.4%
17	Individual labour activity	5	4.641	0.6%
18	Due to bee-keeping work	1	0.88	0.1%
19	Aliments	3	4.062	0.5%
21	Domestic animals	5	5.707	0.8%
22	Entrepreneurship	2	2.281	0.3%
23	Seller at the market	1	1.501	0.2%
24	Additional earnings	2	1.72	0.2%
25	Private car driver	2	1.558	0.2%
Sysmiss		797	745.241	

#389 q100p_3: (Q100 Primary, 3rd). Name please three main sources of income

Information	[type=discrete] [format=numeric] [valid=149] [valid(weighted)=160.413] [range=3-27]			
Literal question	Name please three main sources of income for your household.			
Security	Public			
Value	Label	Cases	Weighted	Percentage (weighted)
3	Any plot of land, but not a farm	7	10.689	6.7%
4	Private enterprise	2	0.473	0.3%
5	Dekhkan farming	4	3.305	2.1%
6	Pensions	41	45.722	28.5%
7	Unemployment benefit	3	2.299	1.4%
8	Social assistance, other allowances	12	11.816	7.4%
9	Aid from relatives residing in Kazakhstan in cash and in kin	29	30.057	18.7%
10	Aid from relatives out of Kazakhstan in cash and in kind	16	18.926	11.8%
11	One's own shop	1	1.391	0.9%
14	Stipend	1	2.795	1.7%
15	Personal household	17	18.535	11.6%
16	Temporarily works (kalim)	4	3.137	2.0%
17	Individual labour activity	4	5.03	3.1%
20	Aid from church	1	0.476	0.3%

File database_kaz (cont.)**#389 q100p_3: (Q100 Primary, 3rd). Name please three main sources of income** (cont.)

Value (cont.)	Label	Cases	Weighted	Percentage (weighted)
21	Domestic animals	3	2.316	1.4%
23	Seller at the market	1	0.623	0.4%
24	Additional earnings	1	0.935	0.6%
26	Family business	1	0.623	0.4%
27	Dividends from investments	1	1.264	0.8%
Sysmiss		1351	1339.587	

#390 q100_1: (Q100 Secondary, 1st). Name please three main sources of inc

Information	[type=discrete] [format=numeric] [valid=1500] [valid(weighted)=1500] [range=1-99]			
Literal question	Name please three main sources of income for your household.			
Security	Public			
Value	Label	Cases	Weighted	Percentage (weighted)
1	Wages	949	989.198	65.9%
2	Payment in cash or in kind for rent (land, machinery, equipm	23	24.807	1.7%
3	Any plot of land, but not a farm	134	137.716	9.2%
4	Private enterprise	49	48.853	3.3%
5	Dekhkan farming	64	58.579	3.9%
6	Pensions	213	183.765	12.3%
7	Unemployment benefit	6	5.908	0.4%
8	Social assistance, other allowances	10	6.101	0.4%
9	Aid from relatives residing in Kazakhstan in cash and in kin	25	18.431	1.2%
10	Aid from relatives out of Kazakhstan in cash and in kind	4	5.137	0.3%
99	DK/NR	23	21.505	1.4%

#391 q100_2: (Q100 Secondary, 2nd). Name please three main sources of inc

Information	[type=discrete] [format=numeric] [valid=691] [valid(weighted)=743.336] [range=1-11]			
Literal question	Name please three main sources of income for your household.			
Security	Public			
Value	Label	Cases	Weighted	Percentage (weighted)
1	Wages	2	2.302	0.3%
2	Payment in cash or in kind for rent (land, machinery, equipm	25	29.795	4.0%
3	Any plot of land, but not a farm	198	206.485	27.8%
4	Private enterprise	34	31.883	4.3%
5	Dekhkan farming	53	47.844	6.4%
6	Pensions	246	291.908	39.3%
7	Unemployment benefit	11	14.139	1.9%
8	Social assistance, other allowances	43	40.063	5.4%

File database_kaz (cont.)

#391 q100_2: (Q100 Secondary, 2nd). Name please three main sources of inc (cont.)

Value (cont.)	Label	Cases	Weighted	Percentage (weighted)
9	Aid from relatives residing in Kazakhstan in cash and in kin	70	70.419	9.5%
10	Aid from relatives out of Kazakhstan in cash and in kind	8	7.801	1.0%
11	Other	1	0.696	0.1%
Sysmiss		809	756.664	

#392 q100_3: (Q100 Secondary, 3rd). Name please three main sources of inc

Information	[type=discrete] [format=numeric] [valid=128] [valid(weighted)=139.333] [range=1-10]			
Literal question	Name please three main sources of income for your household.			
Security	Public			
Value	Label	Cases	Weighted	Percentage (weighted)
1	Wages	3	2.167	1.6%
3	Any plot of land, but not a farm	10	14.252	10.2%
4	Private enterprise	8	7.517	5.4%
5	Dekhkan farming	4	3.305	2.4%
6	Pensions	41	45.722	32.8%
7	Unemployment benefit	3	2.299	1.7%
8	Social assistance, other allowances	14	15.087	10.8%
9	Aid from relatives residing in Kazakhstan in cash and in kin	29	30.057	21.6%
10	Aid from relatives out of Kazakhstan in cash and in kind	16	18.926	13.6%
Sysmiss		1372	1360.667	

#393 q101: (Q101). How many members are in your household including you

Information	[type=discrete] [format=numeric] [valid=1500] [valid(weighted)=1500] [range=1-19]			
Security	Public			
Value	Label	Cases	Weighted	Percentage (weighted)
1		171	81.088	5.4%
2		297	245.137	16.3%
3		312	309.541	20.6%
4		302	319.887	21.3%
5		208	259.596	17.3%
6		99	115.878	7.7%
7		59	79.764	5.3%
8		22	34.514	2.3%
9		14	23.934	1.6%
10		6	12.563	0.8%
11		2	4.822	0.3%
12		3	5.661	0.4%

File database_kaz (cont.)

#393 q101: (Q101). How many members are in your household including you (cont.)

Value (cont.)	Label	Cases	Weighted	Percentage (weighted)
13		1	0.973	0.1%
14		1	2.197	0.1%
16		2	3.346	0.2%
19		1	1.095	0.1%

#394 q102: (Q102). The level of welfare of the household according to o

Information	[type=discrete] [format=numeric] [valid=1500] [valid(weighted)=1500] [range=1-6]			
Literal question	The level of welfare of the household according to observation of interviewer			
Security	Public			
Value	Label	Cases	Weighted	Percentage (weighted)
1		14	15.958	1.1%
2		162	166.694	11.1%
3		716	752.629	50.2%
4		370	354.574	23.6%
5		194	169.673	11.3%
6		44	40.472	2.7%

#395 weights: Case-to-case weights

Information	[type=continuous] [format=numeric] [valid=1500] [range=0.111796982586384-4.28838968276978]
Security	Public

Documentation

Reports and analytical documents	203
Marginals	203
Cross-tabulations	203
Technical documents	203
Full survey documentation	203
Draft methodological report	203
Description of labels and values of database variables	203
*** Untitled ***	203
Scripts and programs	203
Other resources	204
Map of the Fergana valley	204
Database (SPSS)	204
Data files in STATA	204

Reports and analytical documents

Marginals, January 2004, Kazakhstan [kaz], English [eng], "Marginals_kaz.doc"

Description

Frequency table for each variable

Cross-tabulations, January 2004, Kazakhstan [kaz], English [eng], "xTabs_kaz.xls"

Technical documents

Full survey documentation, World Bank (automatically generated), January 2004, Kazakhstan [kaz], English [eng], "Full_documentation.pdf"

Draft methodological report, January 2004, Kazakhstan [kaz], English [eng], "Methodology draft report 2.15.05.doc"

Description of labels and values of database variables, January 2004, Kazakhstan [kaz], English [eng], "Codebook_kaz.doc"

Description

Full description of all codes for each question in database

***** Untitled *****, January 2004, Kazakhstan [kaz], English [eng], "Truncated_labels_kaz.xls"

Description

List of values (codes) labels truncated to 60 symbols in database

Administrative documents

Scripts and programs

kaz_geo_labels, January 2004, Kazakhstan [kaz], "kaz_geo_labels.do"

Description

STATA program used to label geographic variables

Other resources

Map of the Fergana valley, Kazakhstan [kaz], "Fergana valley map.pdf"

Database (SPSS), January 2004, Kazakhstan [kaz], "Database_kaz.sav"

Description

Database in SPSS [.sav] format

Data files in STATA, January 2004, Kazakhstan [kaz], "database_kaz.dta"

Description

Data files in STATA [.dta] format