

# FY 2016 Niger Country Opinion Survey Report

**THE WORLD BANK GROUP**

Public Opinion Research Group



**WORLD BANK GROUP**

**September 2016**



## Acknowledgements

The Niger Country Opinion Survey is part of the Country Opinion Survey Program series of the World Bank Group. This report was prepared by the Public Opinion Research Group (PORG), led by Sharon Felzer (Senior Communications Officer, Head of PORG). Svetlana Markova, Jing Guo, and Jessica Cameron oversaw design, reporting, and analysis. Calita Woods, Isabel Tepedino, Dania Mendoza, and Noreen Wambui provided data support. The report was prepared under the overall guidance and supervision of Sumir Lal (Director, ECRGP). PORG acknowledges the significant contribution from the Niger country team and the local fielding agency Edition Haske. In particular, PORG is grateful for the support from Halima Gambo (Communications Consultant) who coordinated the survey related activities from Niamey, Niger.



Country Opinion Surveys  
THE WORLD BANK GROUP



# Table of Contents

I. Objectives .....	3
II. Methodology.....	3
III. Demographics of the Sample.....	4
IV. General Issues Facing Niger.....	8
V. Overall Attitudes toward the World Bank Group.....	13
VI. Sectoral Effectiveness.....	20
VII. How the World Bank Group Operates .....	24
VIII. World Bank Group's Knowledge and Instruments .....	30
IX. The Future Role of the World Bank Group in Niger .....	34
X. Communication and Outreach .....	38
XI. Appendices.....	42





## I. Objectives

This survey was designed to assist the World Bank Group (WBG) in gaining a better understanding of how stakeholders in Niger perceive the WBG. The survey explored:

- *General Issues Facing Niger*
- *Overall Attitudes toward the World Bank Group*
- *World Bank Group's Effectiveness and Results*
- *The World Bank Group's Knowledge Work and Activities*
- *Working with the World Bank Group*
- *The Future Role of the World Bank Group in Niger*
- *Communication and Information Sharing*
- *Background Information*

## II. Methodology

From March to June 2016, 270 stakeholders of the WBG in Niger were invited to provide their opinions on the WBG's work in the country by participating in a country opinion survey. Participants were drawn from the Office of the President, Prime Minister; office of a minister; office of a parliamentarian; ministries/ministerial departments/implementation agencies; Project Management Units (PMUs) overseeing implementation of WBG projects; consultants/contractors working on WBG-supported projects/programs; local governments; bilateral/multilateral agencies; private sector organizations; private foundations; the financial sector/private banks; NGOs/community based organizations; the media; independent government institutions; trade unions; faith-based groups; youth groups; academia/research institutes/think tanks; the judiciary branch; and other organizations. A total of 229 stakeholders participated in the survey (85% response rate).

Some respondents received and returned the questionnaires via post or online survey platform; others completed the questionnaire with a representative from the fielding agency. Respondents were asked about: general issues facing Niger; their overall attitudes toward the WBG; the WBG's effectiveness and results; the WBG's knowledge work and activities; working with the WBG; the WBG's future role in Niger; and the WBG's communication and information sharing.

Every country that engages in the Country Opinion Survey (COS) must include specific indicator questions that will be aggregated for the World Bank Group's annual Corporate Scorecard. These questions are identified throughout the survey report.

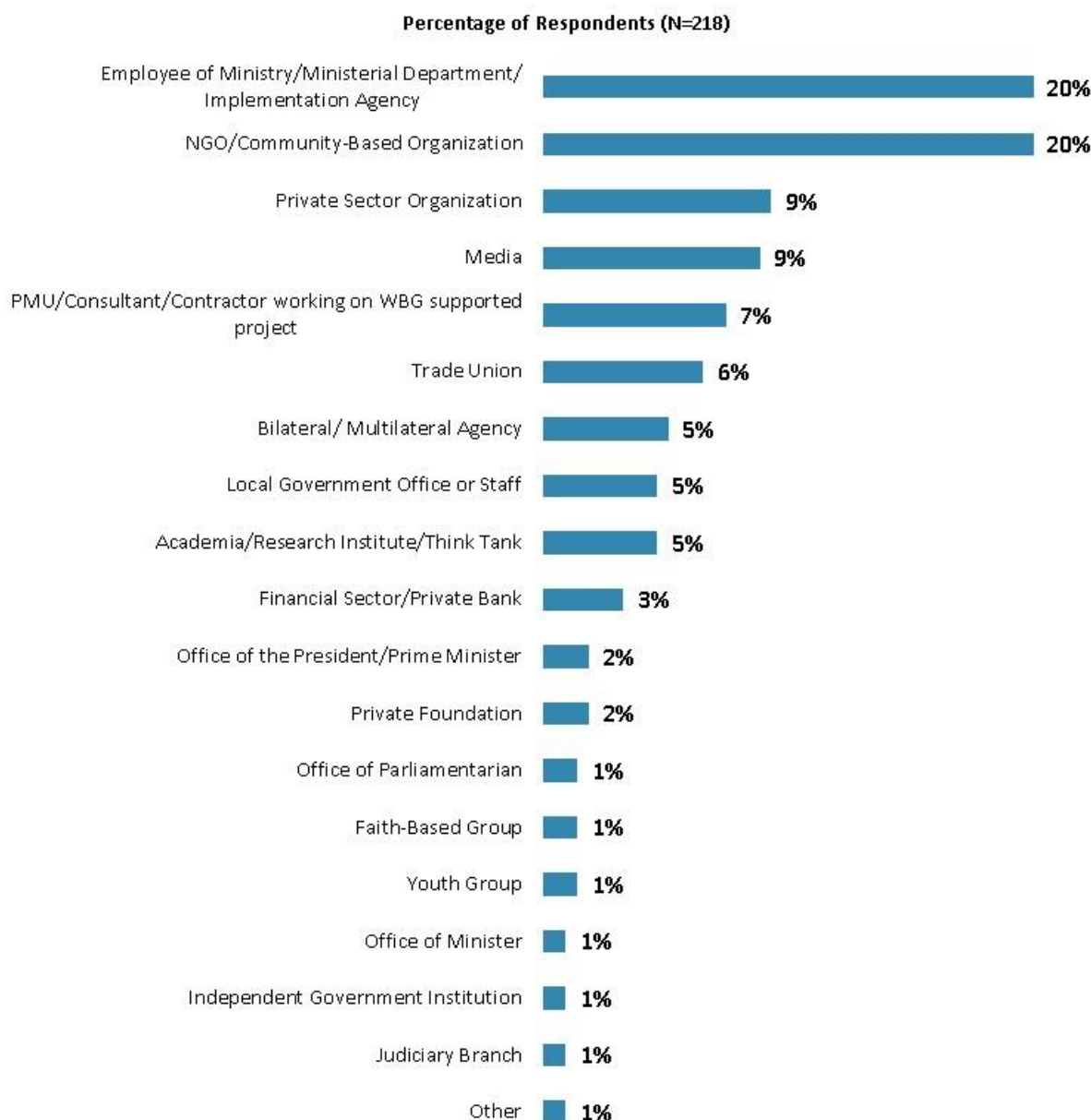
The results in this year's Country Survey were compared to those in the Country Survey conducted in FY'13 (response rate was 65%, N=194). Data were weighted to reach the same stakeholder composition in two years, which allows for year comparisons. Stakeholder groups which were not present in both fiscal years were not included in the comparison. Respondents who belonged to the "other" stakeholder category were not included either. As a result, mean ratings, percentages of respondents, and the total number of respondents in both years are slightly different from those of the original data reported in the FY'13 COS report and the non-weighted data presented in appendices A, B, C, D, and F. For the weighted stakeholder breakdown and year comparison results, please refer to Appendix E (page 89). In addition, the results in this year's Country Survey were compared to those in the PLR Survey conducted in FY'15 (N=214). Data comparisons on selected questions are presented in the body of this report.



### III. Demographics of the Sample

#### Current Position

- For further analyses, respondents from the financial sector/private banks were combined with those from private sector organizations; respondents from NGOs/community based organizations, trade unions, private foundations, faith-based groups, and youth groups were combined in the “CSO” category; and the small number of respondents from the Office of the President/Prime Minister, the office of minister, the office of parliamentarian, independent government institutions, and the judiciary branch were included in the “other” category.

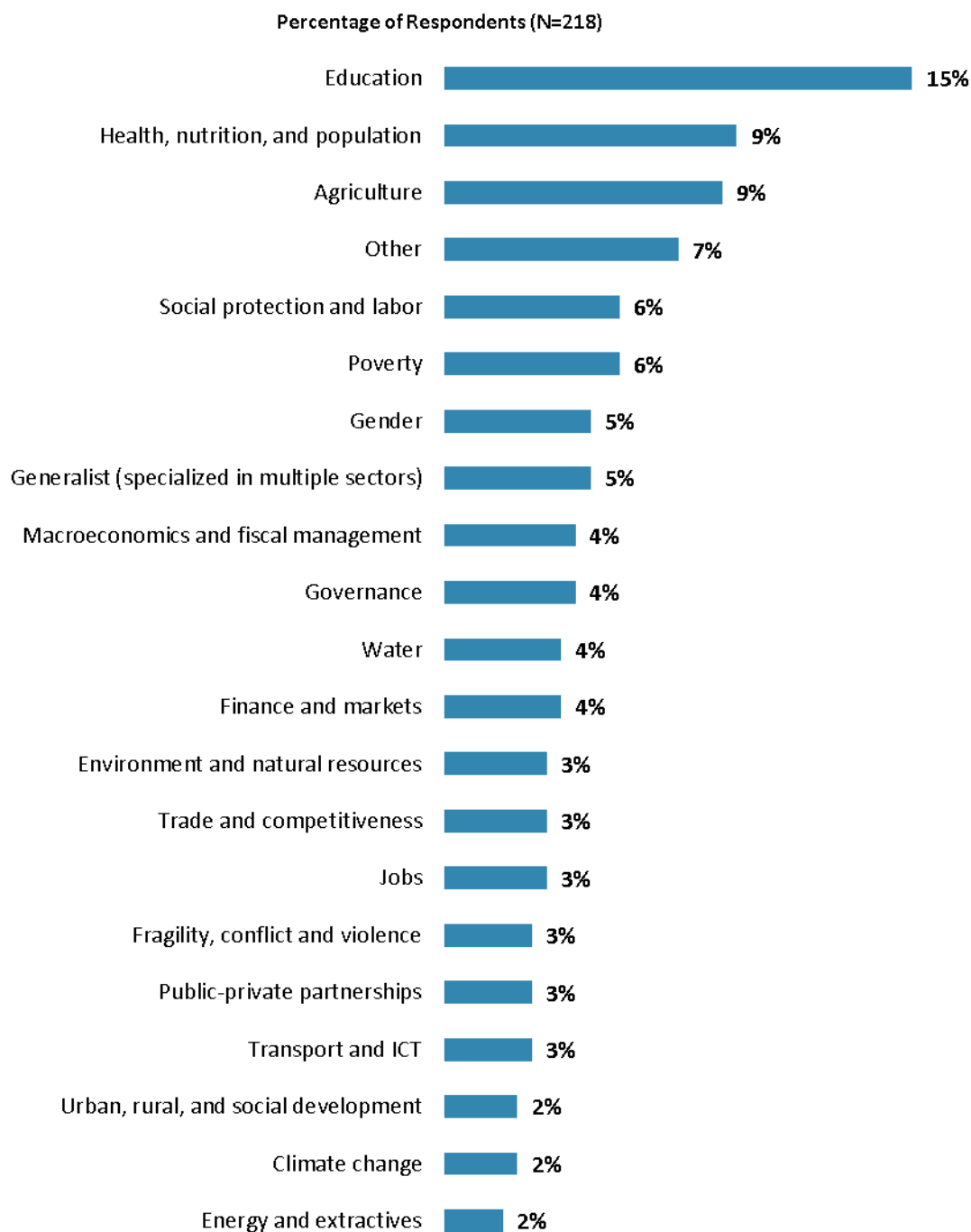


**“Which of the following best describes your current position?” (Respondents chose from a list.)**



### III. Demographics of the Sample (continued)

#### Area of Primary Specialization



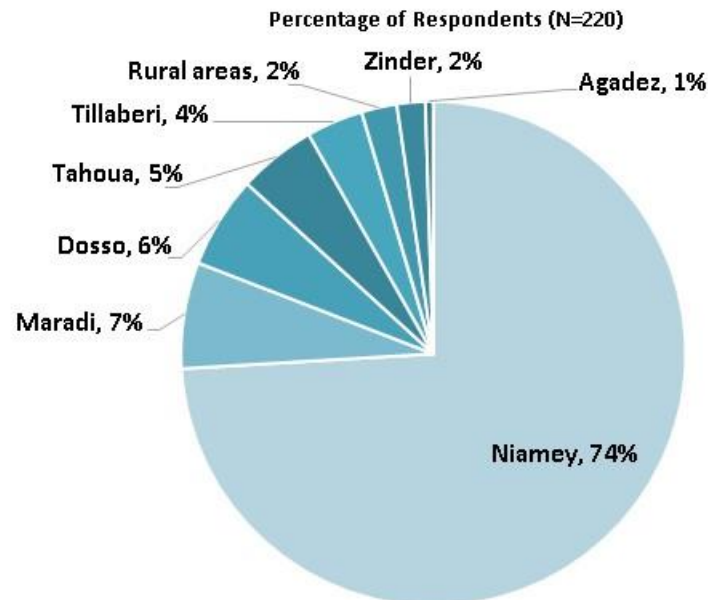
**"Please identify the primary specialization of your work."** (Respondents chose from a list.)



### III. Demographics of the Sample (continued)

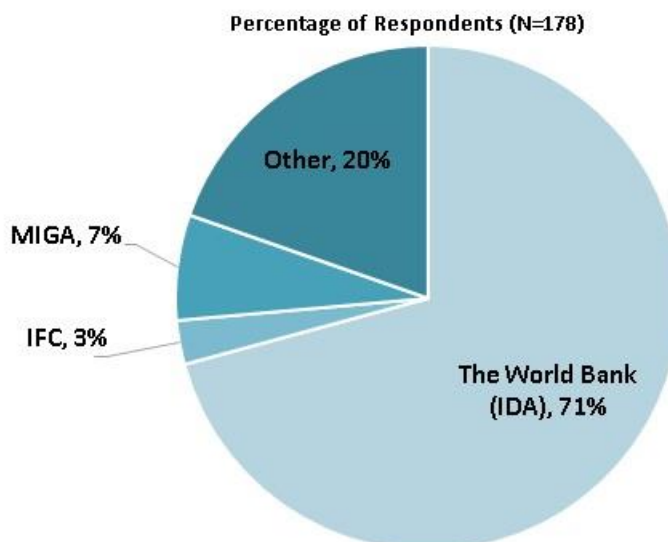
#### Geographic Locations

- For further analyses, the small number of respondents from the areas outside Niamey were combined in the “Other” category. Geographic location comparisons can be found in Appendix C (page 80).



"Which best represents your geographic location?" (Respondents chose from a list.)

#### Exposure to Agencies within the World Bank Group



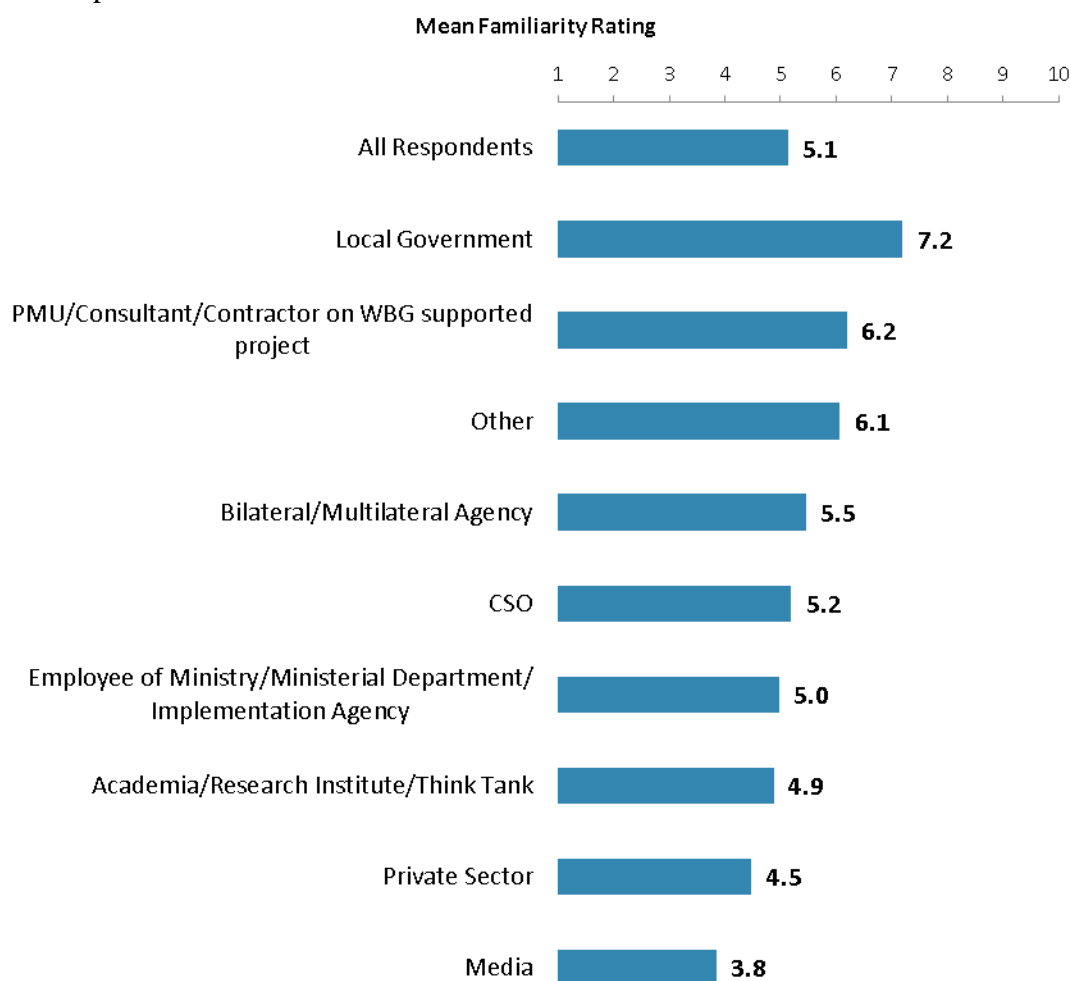
"Which of the following agencies of the World Bank Group do you primarily engage with in Niger?" (Respondents chose from a list.)



### III. Demographics of the Sample (continued)

#### Familiarity with the World Bank Group

- **Year comparison:** Respondents in this year's Country Survey were significantly less familiar with the WBG than respondents in the previous FY'13 Survey (weighted mean in FY'16 = 5.2; weighted mean in FY'13 = 6.1)<sup>1</sup>.
- Respondents' levels of familiarity with the WBG were significantly, strongly correlated with their ratings of the WBG's overall effectiveness in Niger, and significantly, moderately correlated with the extent to which the WBG plays a relevant role in development in Niger, and the extent to which the WBG contributes to the country's development results.



**"How familiar are you with the work of the World Bank Group in Niger?"**  
(1 - "Not familiar at all", 10 - "Extremely familiar")

<sup>1</sup> Please refer to Appendix E (page 91) for more details on weighting. The means in the chart were calculated based on un-weighted data.

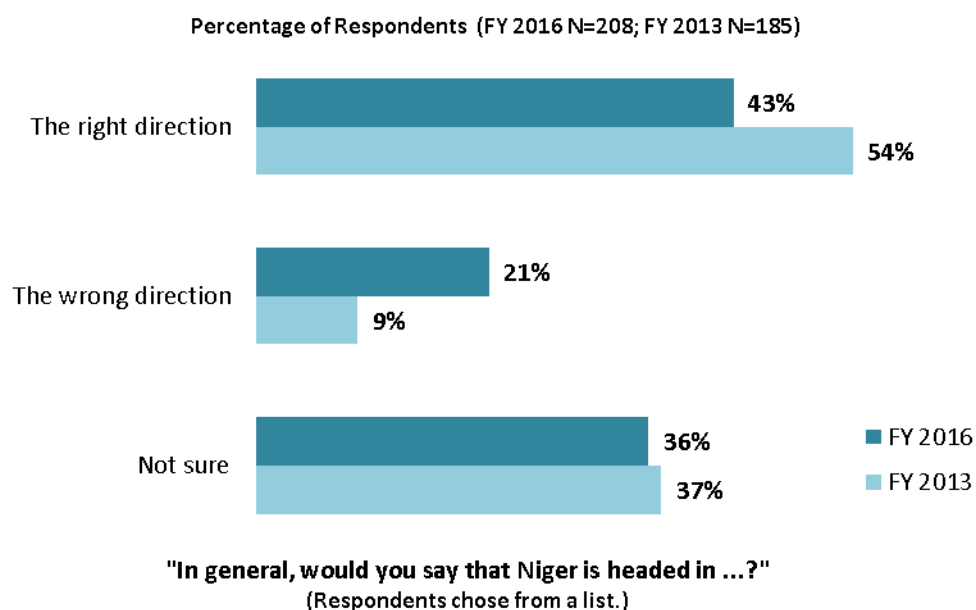




## IV. General Issues Facing Niger

### Headed in the Right Direction<sup>2</sup>

- **Year comparison:** This year's respondents were significantly less likely to believe that Niger is headed in the right direction compared to respondents in the FY'13 Country Survey.



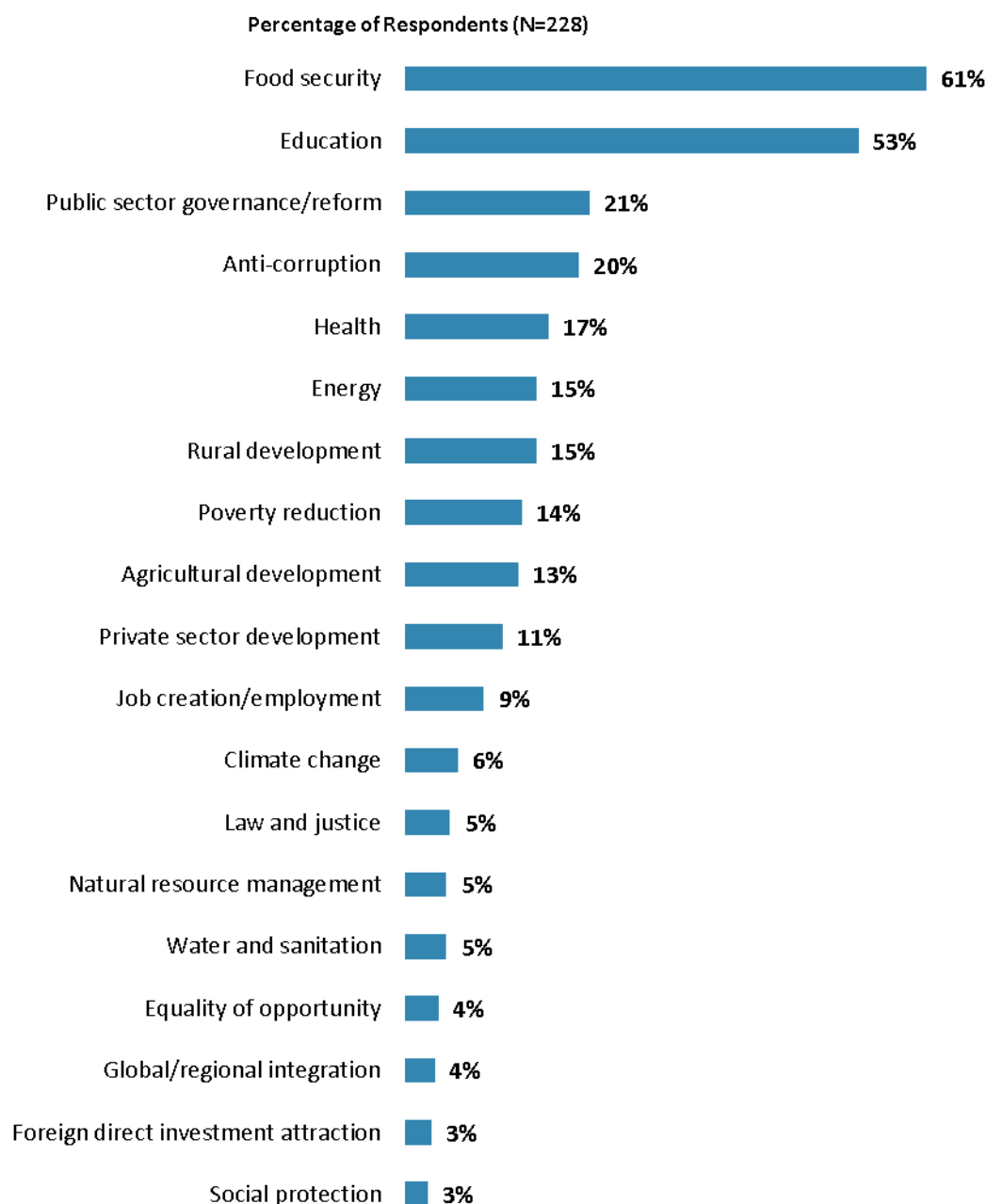
<sup>2</sup> Percentages presented in the chart were calculated based on weighted data from FY'16 and FY'13.



## IV. General Issues Facing Niger (continued)

### Development Priority

- **Year comparison:** Respondents in the previous FY'13 Country Survey indicated that the most important development priorities in Niger were “*public sector governance/reform*” (38%), “*anti-corruption*” (29%), and “*education*” (29%). Respondents in the FY'15 PLR Survey indicated that the most important priorities were “*education*” (54%), “*food security*” (37%), and “*public sector governance/reform*” (30%).



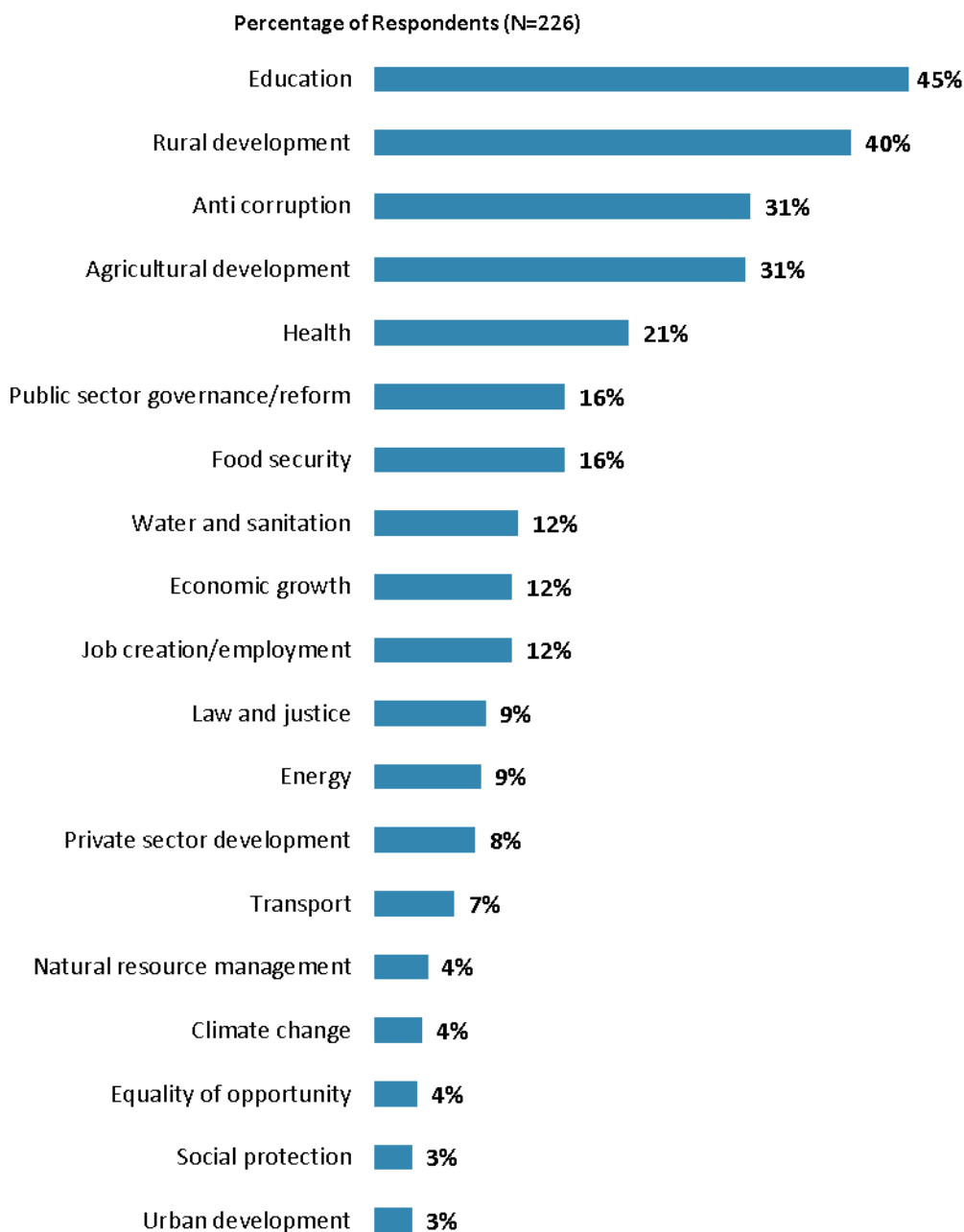
**"Listed below are a number of development priorities in Niger. Please identify which of the following you consider the most important development priorities in Niger. (Choose no more than THREE)"**  
(Respondents chose from a list. Responses combined. Top 19 of 31 response options shown.)



## IV. General Issues Facing Niger (continued)

### What Would Contribute Most to Reducing Poverty

- **Year comparison:** In the previous FY'13 Country Survey, respondents indicated that the greatest contributors to poverty reduction in Niger were “*rural development*” (51%), “*anti-corruption*” (28%), and “*education*” (27%).

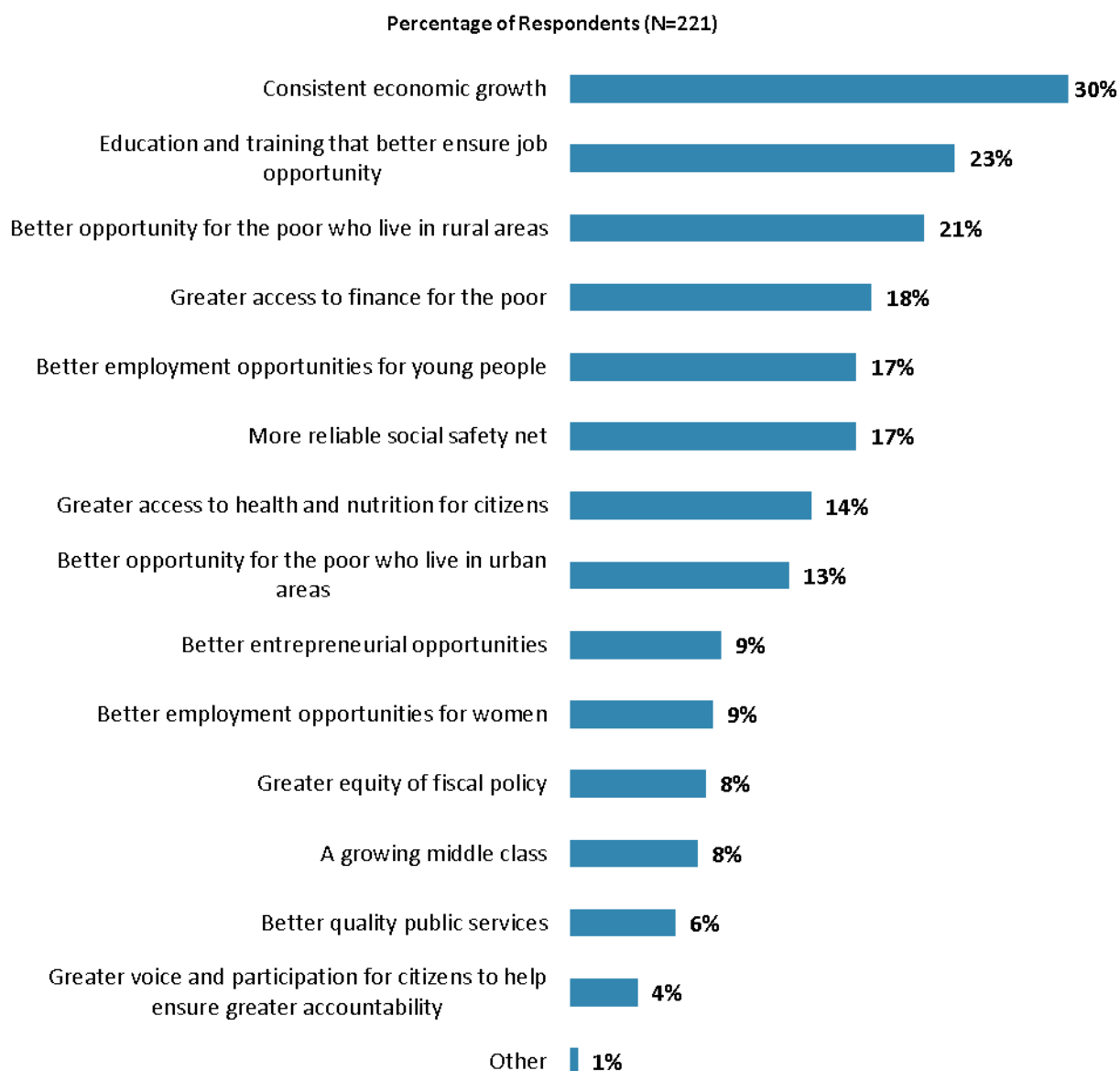


**"Poverty reduction is a broad term that encompasses work in many different areas. Which THREE areas of development listed below do you believe would contribute most to reducing poverty in Niger? (Choose no more than THREE)"** (Respondents chose from a list. Responses combined. Top 19 of 30 response options shown.)



## IV. General Issues Facing Niger (continued)

### Factors Contributing to “Shared Prosperity”

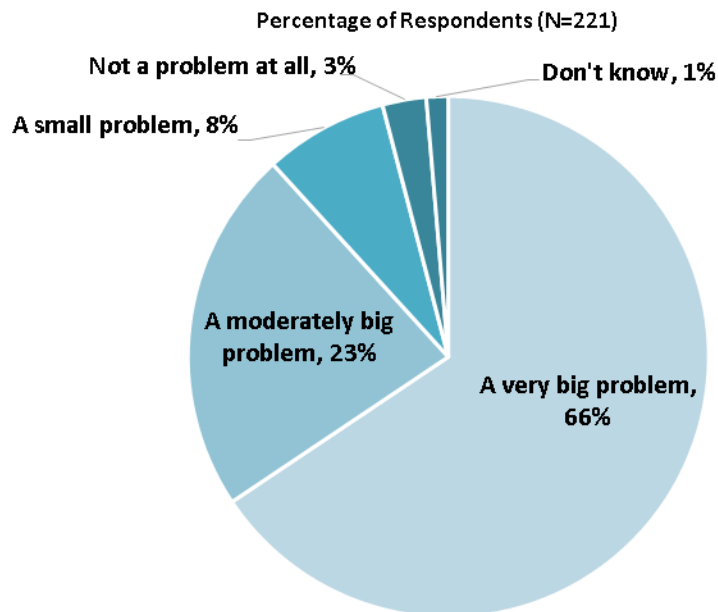


**"The World Bank Group's "Shared Prosperity" goal captures two key elements, economic growth and equity. It will seek to foster income growth among the bottom 40 percent of a country's population. Improvement in the Shared Prosperity Indicator requires growth and well-being of the less well-off. When thinking about the idea of "shared prosperity" in your country, which of the following TWO best illustrate how this would be achieved in Niger? (Choose no more than TWO)"**  
(Respondents chose from a list. Responses combined.)



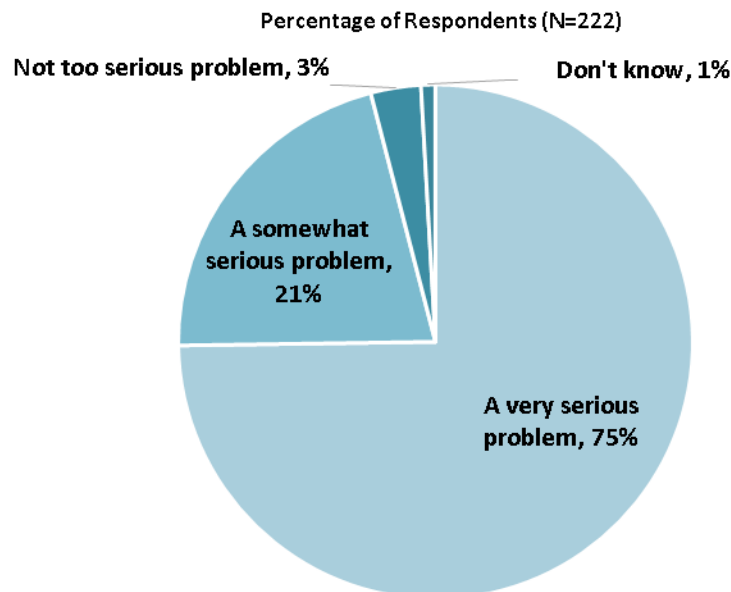
## IV. General Issues Facing Niger (continued)

### Gap between the Rich and the Poor



"Do you think the gap between the rich and the poor is a very big problem, a moderately big problem, a small problem or not a problem at all in Niger?" (Respondents chose from a list.)

### Global Climate Change



"In your view, is global climate change a very serious problem, somewhat serious, not too serious, or not a problem?" (Respondents chose from a list.) (Note: no respondents chose "Not a problem")

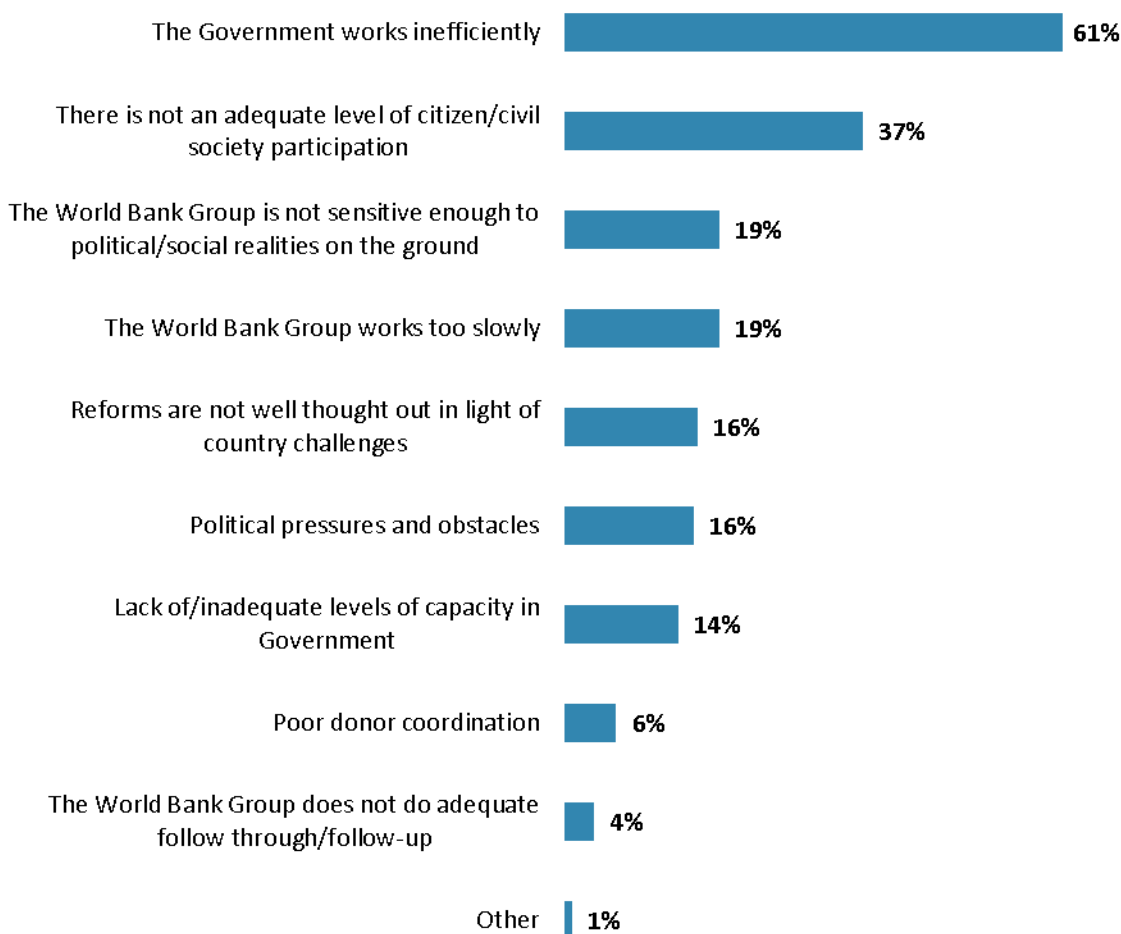


## V. Overall Attitudes toward the World Bank Group

### Attributing Failed/Slow Reform Efforts

- **Year comparison:** Respondents in the previous FY'13 Country Survey most often attributed failed or slow World Bank assisted reform efforts to that *"the World Bank works too slowly"* (36%), *"there is not an adequate level of citizen/civil society participation"* (31%), and *"the Government works inefficiently"* (27%).

Percentage of Respondents (N=221)



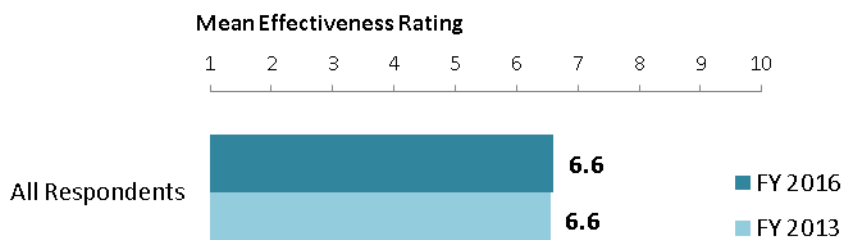
**"When World Bank Group assisted reform efforts fail or are slow to take place, which of the following would you attribute this to? (Choose no more than TWO)"**  
(Respondents chose from a list. Responses combined.)



## V. Overall Attitudes toward the World Bank Group (continued)

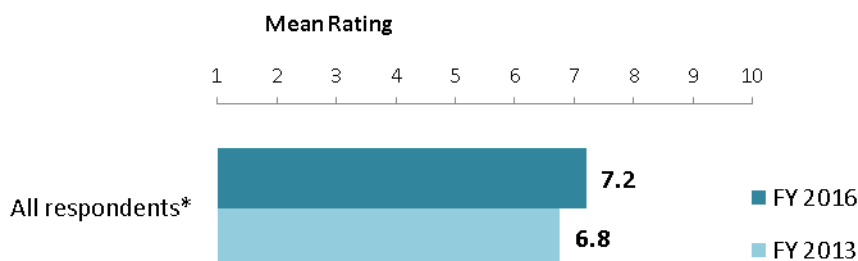
*As noted in the “Methodology” section, the indicator questions referred to throughout the survey report are questions that are asked in every country that engages in the Country Opinion Survey. These will be aggregated for the World Bank Group’s annual Corporate Scorecard.*

### The World Bank Group’s Overall Effectiveness<sup>3</sup> (Indicator Question)



**"Overall, please rate your impression of the World Bank Group's effectiveness in Niger."**  
(1 - "Not effective at all", 10 - "Very effective")

### Achieving Development Results (Indicator Question)



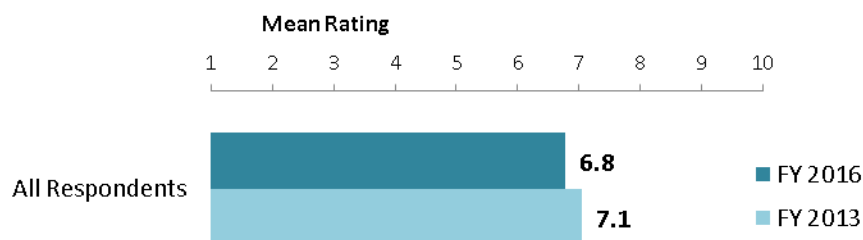
**"To what extent does the World Bank Group's work help to achieve development results in Niger?"** (1-"To no degree at all", 10-"To a very significant degree")  
(\*Significantly different between FY 2016 and FY 2013)

<sup>3</sup> Means presented in the charts on this page were calculated based on weighted data from FY'16 and FY'13.



## V. Overall Attitudes toward the World Bank Group (continued)

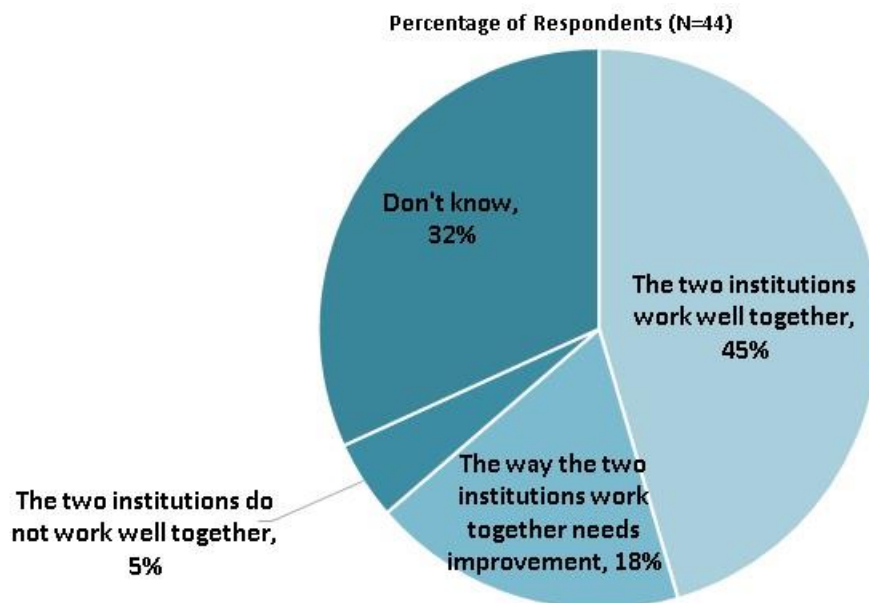
### WBG Staff Preparedness<sup>4</sup>



**"To what extent do you believe the World Bank Group's staff is well prepared (e.g., skills and knowledge) to help Niger solve its most complicated development challenges?"**  
(1-"To no degree at all", 10-"To a very significant degree")

### The World Bank and the IFC Working Together

- Only those stakeholders who responded "Yes" to the question "Do your projects involve both the World Bank and the IFC?" provided their views on the working relationship between the World Bank and the IFC.



**"If your projects involved both the World Bank and the IFC, what was your view on the two institutions working together in Niger?"** (Respondents chose from a list.)

<sup>4</sup> Means presented in the chart were calculated based on weighted data.

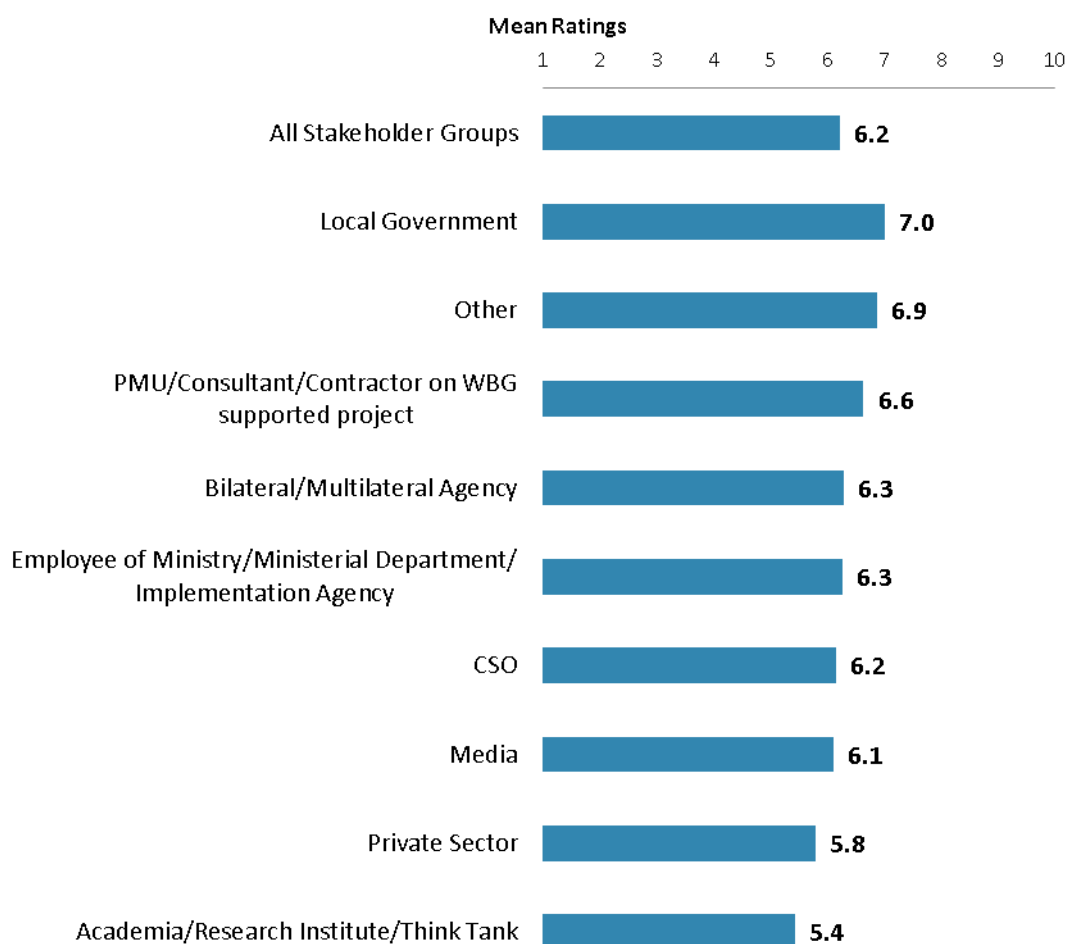




## V. Overall Attitudes toward the World Bank Group (continued)

### Overall Ratings for Indicator Questions by Stakeholder Groups

- **Stakeholder groups:** Respondents across stakeholder groups gave statistically similar overall ratings for the twenty six indicator questions. Responses for individual indicator questions by stakeholder groups can be found in Appendix B (see page 58).
- **Collaboration:** Respondents who collaborate with the WBG had significantly higher mean ratings for the aggregated responses to the twenty six COS indicator questions (mean rating = 7.0) compared to respondents who do not collaborate with the WBG (mean rating = 6.1). Responses for individual indicator questions by exposure to the WBG can be found in Appendix F (page 94).



Mean Ratings for All Indicator Questions by Stakeholder Groups on a Scale from 1 to 10

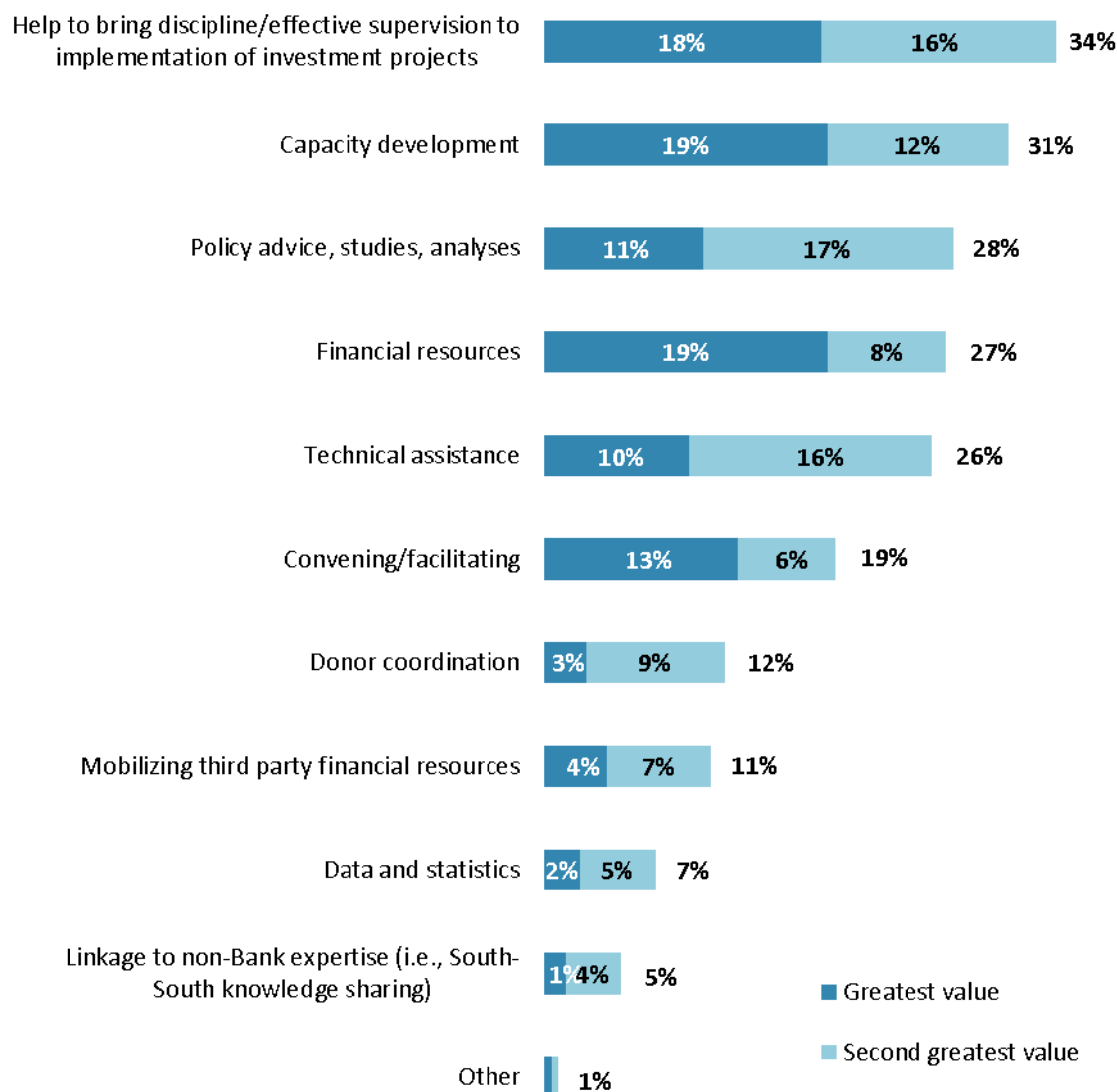


## V. Overall Attitudes toward the World Bank Group (continued)

### Greatest Value

- **Year comparison:** Respondents in the previous FY'13 Country Survey indicated that the World Bank's greatest value to Niger was its "*financial resources*": "*investment lending*" (57%) and "*policy based lending/budget support to the Government*" (40%).

Percentage of Respondents (N=218)



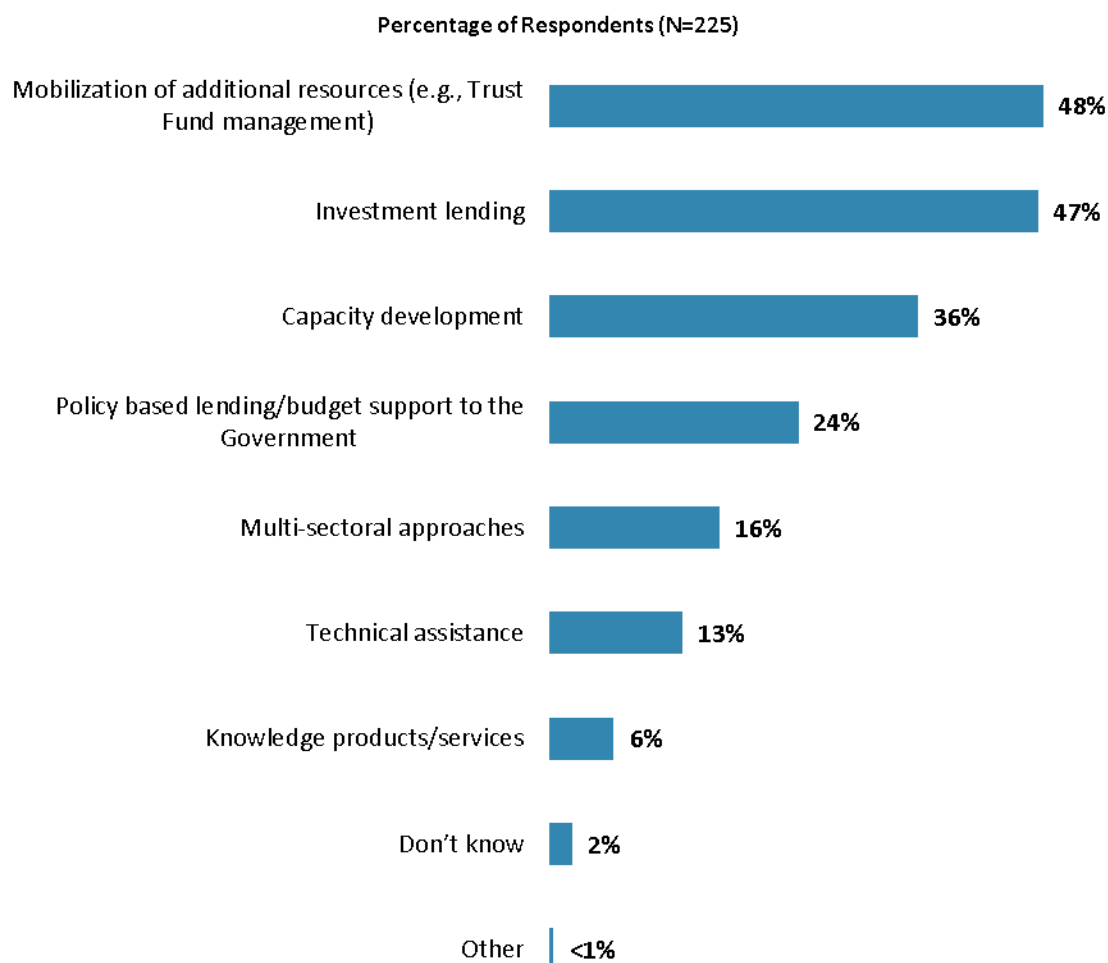
**"When thinking about the World Bank Group's role, which activity do you believe is of greatest VALUE and which activity is of second greatest value in Niger?"**  
(Respondents chose from a list.)



## V. Overall Attitudes toward the World Bank Group (continued)

### Most Effective Instruments in Reducing Poverty

- **Year comparison:** Respondents in the previous FY'13 Country Survey indicated that the most effective World Bank's instruments in reducing poverty in Niger were “investment lending” (63%), “capacity development” (54%), and “policy based lending/budget support to the Government” (47%).



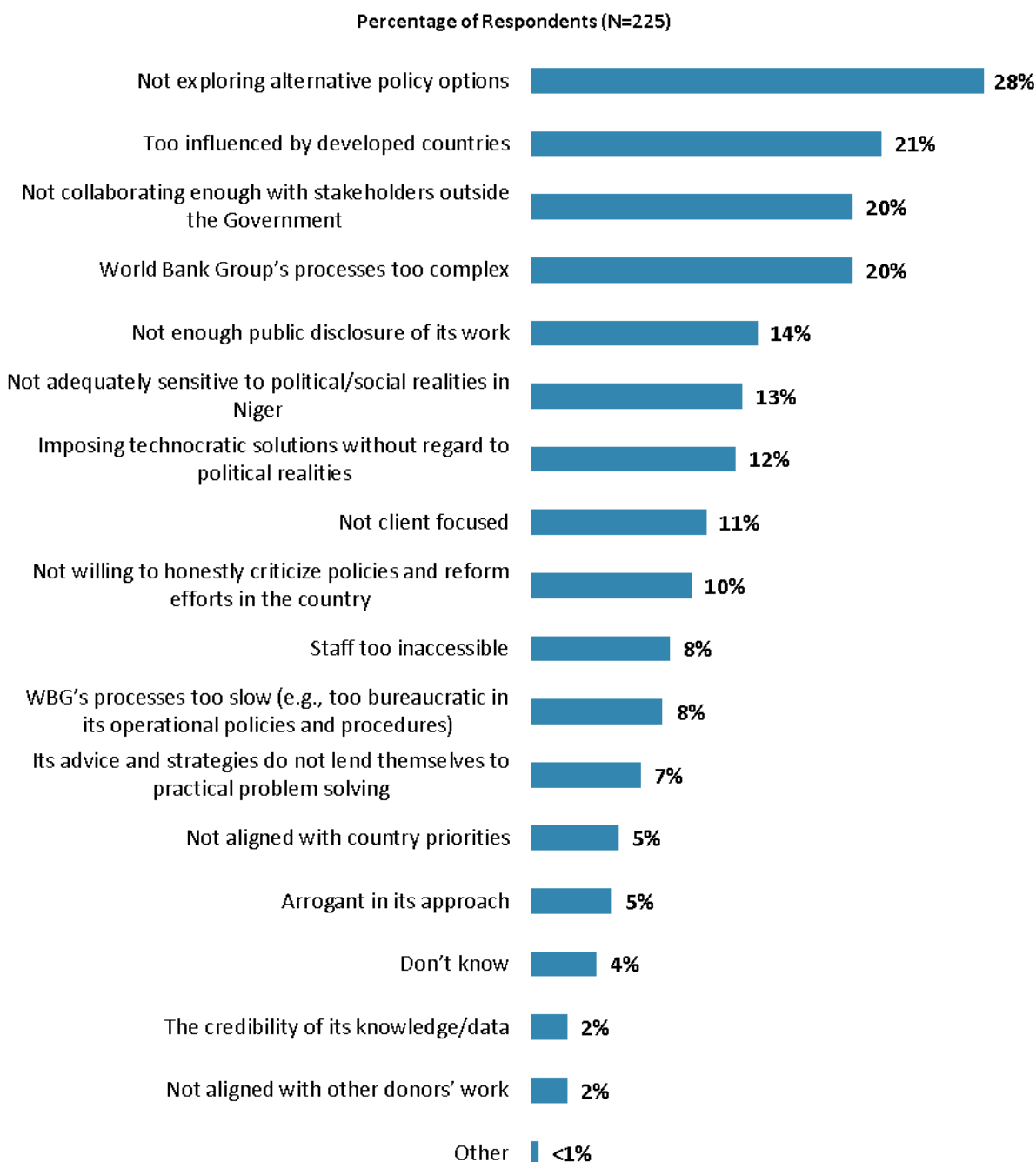
**“Which World Bank Group's mechanisms do you believe are the MOST effective in reducing poverty in Niger? (Choose no more than TWO)”**  
(Respondents chose from a list. Responses combined.)



## V. Overall Attitudes toward the World Bank Group (continued)

### Greatest Weakness

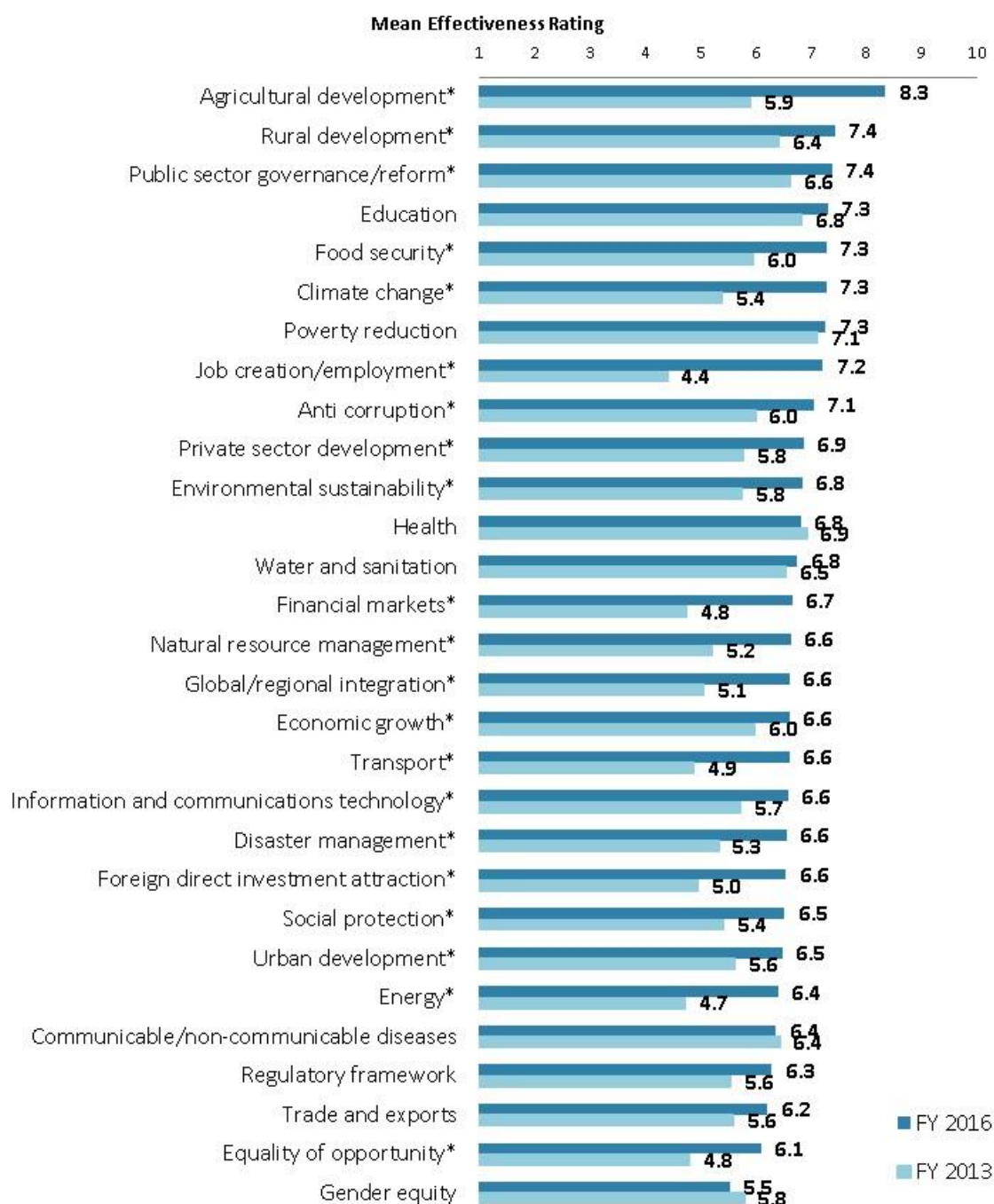
- **Year comparison:** Respondents in the previous FY'13 Country Survey indicated that the World Bank's greatest weakness in its work in the country was "*imposing technocratic solutions without regard to political realities*" (36%).



"Which of the following do you identify as the World Bank Group's greatest WEAKNESSES in its work in Niger? (Choose no more than TWO)" (Respondents chose from a list. Responses combined.)

## VI. Sectoral Effectiveness

### Effectiveness of WBG's Support in Sectoral Areas: Year Comparison<sup>5</sup>



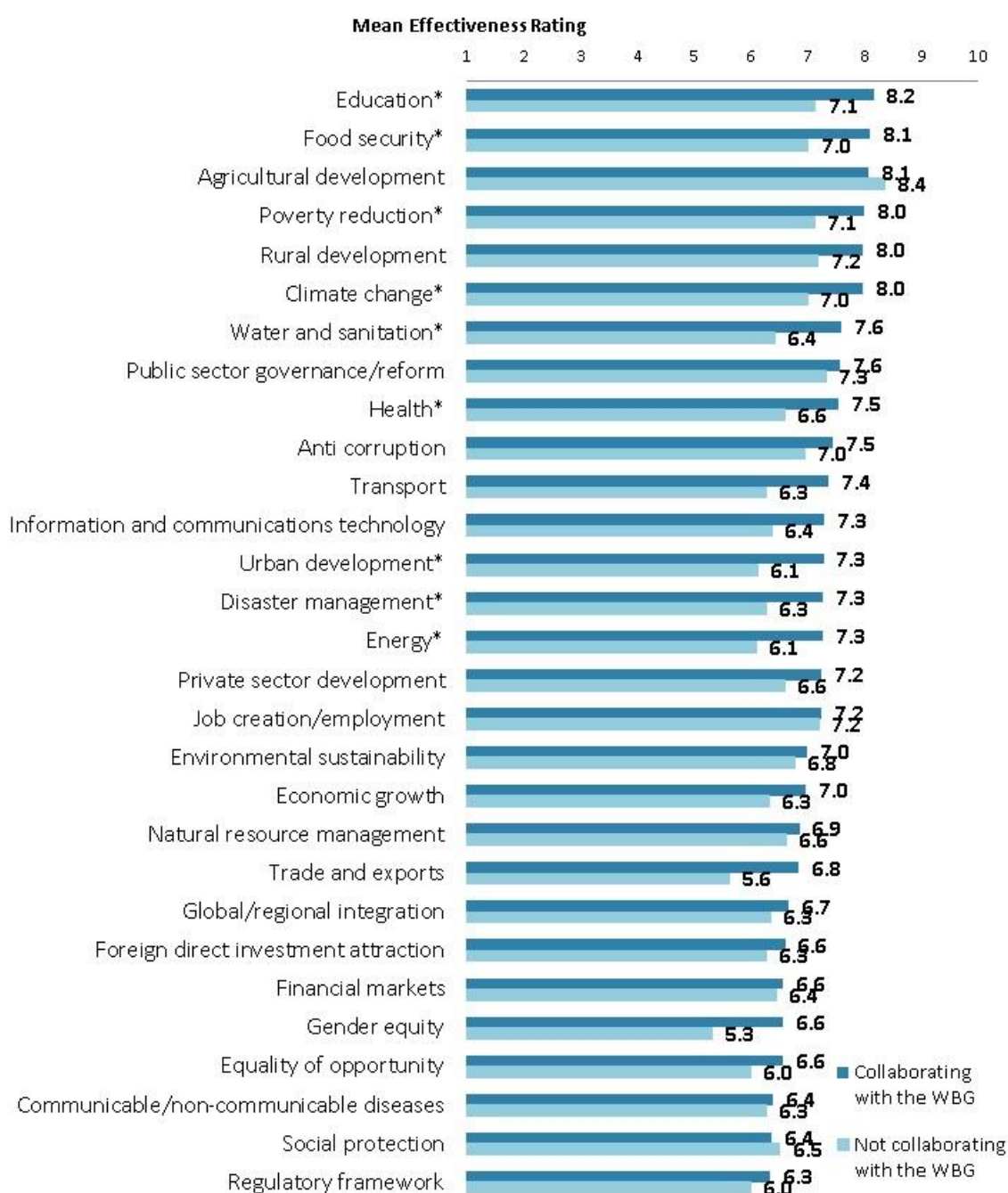
**"How EFFECTIVE do you believe the World Bank Group is in terms of the work it does in the following areas of development in Niger?" (1- "Not effective at all", 10- "Very effective")**  
*(\*Significantly different between FY 2016 and FY 2013)*

<sup>5</sup>All means presented in this chart are calculated based on weighted data. See Appendix E for details.



## VI. Sectoral Effectiveness (continued)

### Effectiveness of WBG's Support in Sectoral Areas: Collaboration<sup>6</sup>



**"How EFFECTIVE do you believe the World Bank Group is in terms of the work it does in the following areas of development in Niger?" (1- "Not effective at all", 10- "Very effective")**

*(\*Significantly different between collaborators and non-collaborators with the WBG)*

<sup>6</sup> Note in the Appendix on the sectoral effectiveness (Appendix A, page 51) that primarily informed stakeholders responded to this question. Respondents were given the option of "don't know" if they did not have exposure to the WBG's work in certain development areas.



## VI. Sectoral Effectiveness (continued)

### Drivers of Effectiveness

To determine the key drivers of respondents' ratings of the World Bank Group's overall effectiveness and ratings of its ability to help achieve development results in Niger, bivariate correlational analyses were conducted using respondents' ratings of the twenty nine specific areas of effectiveness.

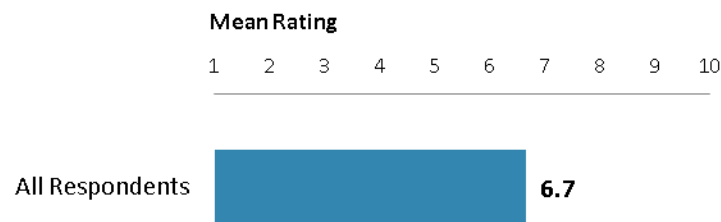
Correlational analyses, however, are not able to tell us exactly what is causing respondents' ratings of the World Bank Group's overall effectiveness or ratings of its ability to help achieve development results. Rather, these analyses tell us that as ratings of effectiveness in one area increase, respondents' ratings of the WBG's overall effectiveness increase, or as ratings of effectiveness in one area increase, ratings of the WBG's ability to help achieve development results increase. Thus, it can be inferred that respondents' perceptions of effectiveness in one specific area are related to, or drive, respondents' perceptions of the WBG's overall effectiveness or perceptions of the WBG's ability to help achieve development results.

- Overall Effectiveness: Those specific areas with the highest Pearson Product-Moment correlations were determined to be the most closely related to perceptions of the WBG's overall effectiveness, suggesting that ratings of effectiveness in those specific areas are drivers of perceptions of the WBG's overall effectiveness in Niger. The areas determined to be key drivers from these analyses were:
  - The WBG's effectiveness at public sector governance/reform;
  - The WBG's effectiveness at urban development; and
  - The WBG's effectiveness at global/regional integration.
- Achieving Development Results: Those specific areas with the highest Pearson Product-Moment correlations were determined to be the most closely related to perceptions of the WBG's ability to help achieve development results in Niger, suggesting that ratings of effectiveness in those specific areas are drivers of perceptions of the WBG's ability to help achieve development results. The area determined to be key driver from these analyses was:
  - The WBG's effectiveness at job creation/employment;
  - The WBG's effectiveness at poverty reduction; and
  - The WBG's effectiveness at food security.



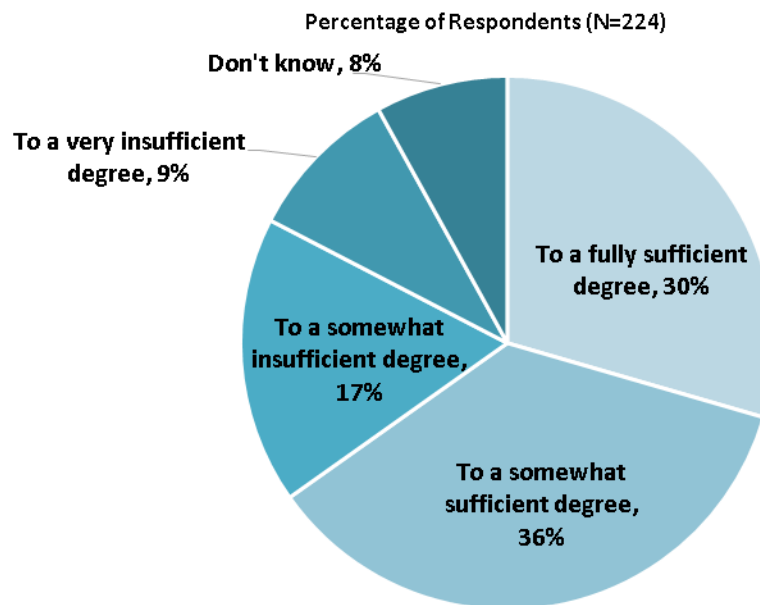
## VI. Sectoral Effectiveness (continued)

### The WBG Promoting Private Public Partnerships



**"To what extent do you believe that the World Bank Group's work helps to find solutions that promote private public partnerships in Niger?"**  
(1 - "To no degree at all", 10 - "To a very significant degree")

### Helping the Poorest



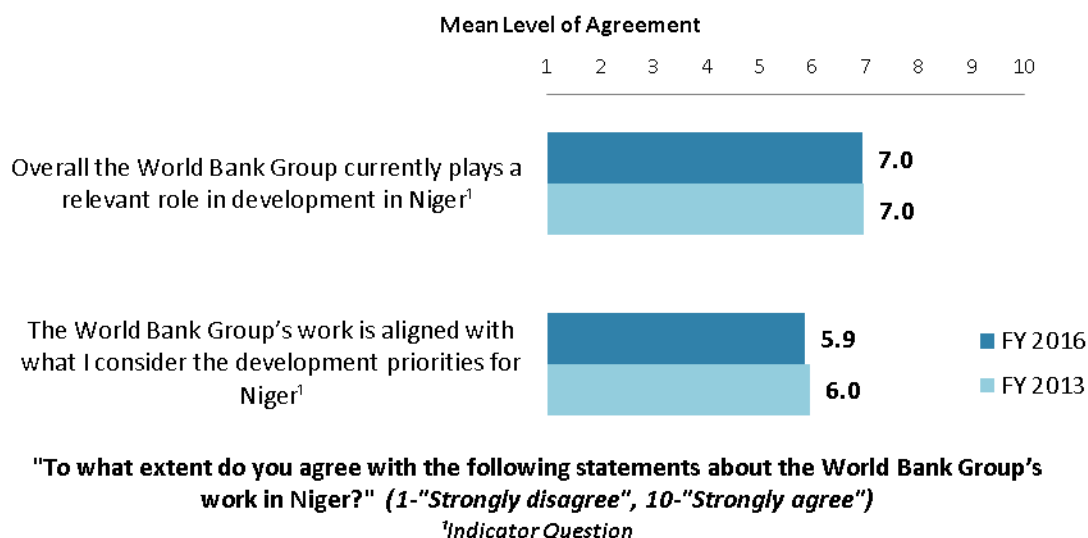
**"To what extent do you believe that the World Bank Group's work and support help the poorest in Niger?"**  
(Respondents chose from a list.)



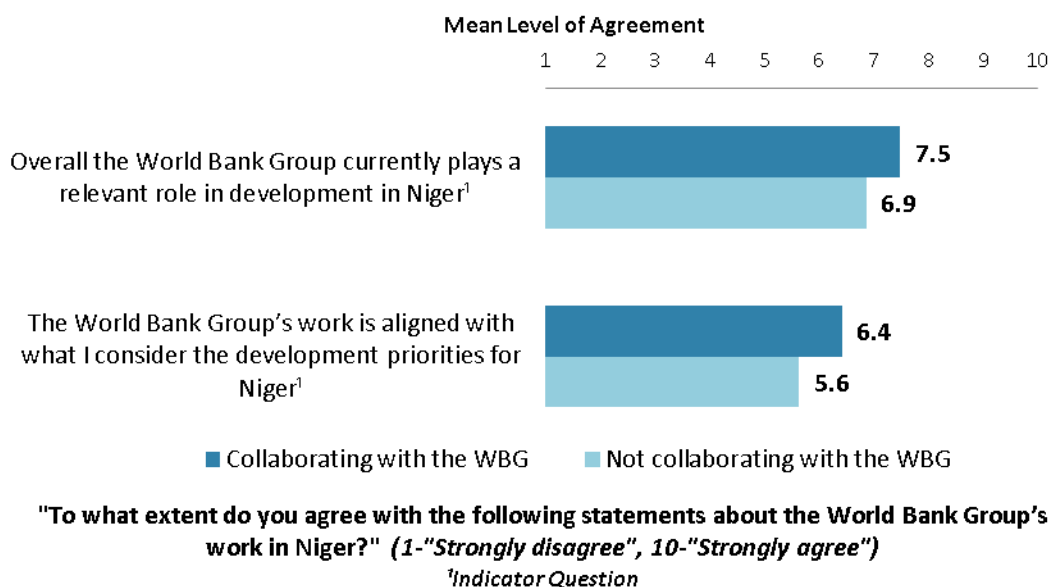


## VII. How the World Bank Group Operates

### The World Bank Group's Work in Niger: Year Comparison<sup>7</sup>



### The World Bank Group's Work in Niger: Collaboration

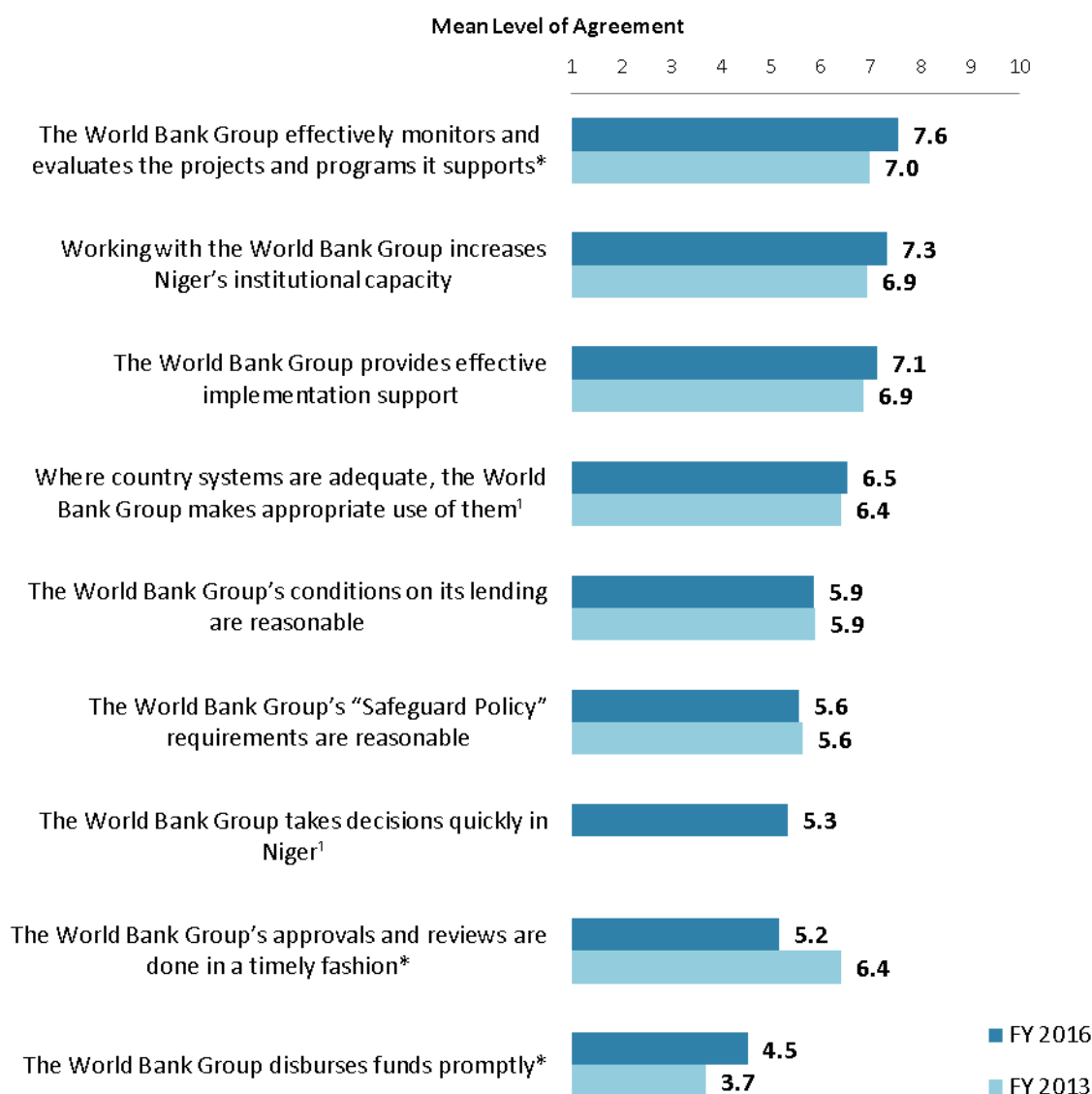


<sup>7</sup> Means in the chart were calculated based on weighted data.



## VII. How the World Bank Group Operates (continued)

### Overall Perceptions: Year Comparison<sup>8</sup>



**"To what extent do you agree/disagree with the following statements?"**

(1-"Strongly disagree", 10-"Strongly agree")

(\*Significantly different between FY 2016 and FY 2013)

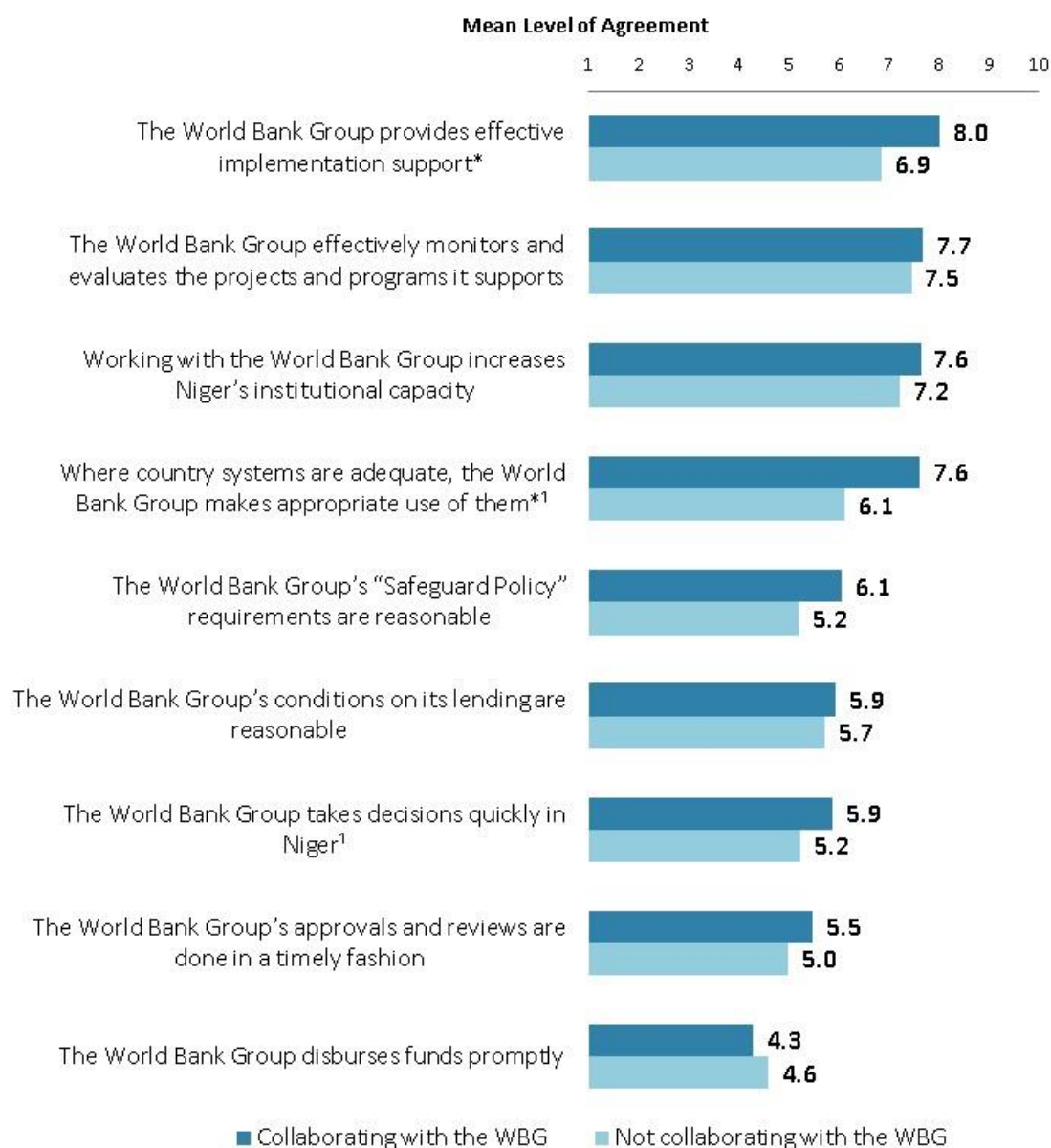
<sup>1</sup>Indicator Question

<sup>8</sup> Means in the chart were calculated based on weighted data.



## VII. How the World Bank Group Operates (continued)

### Overall Perceptions: Collaboration

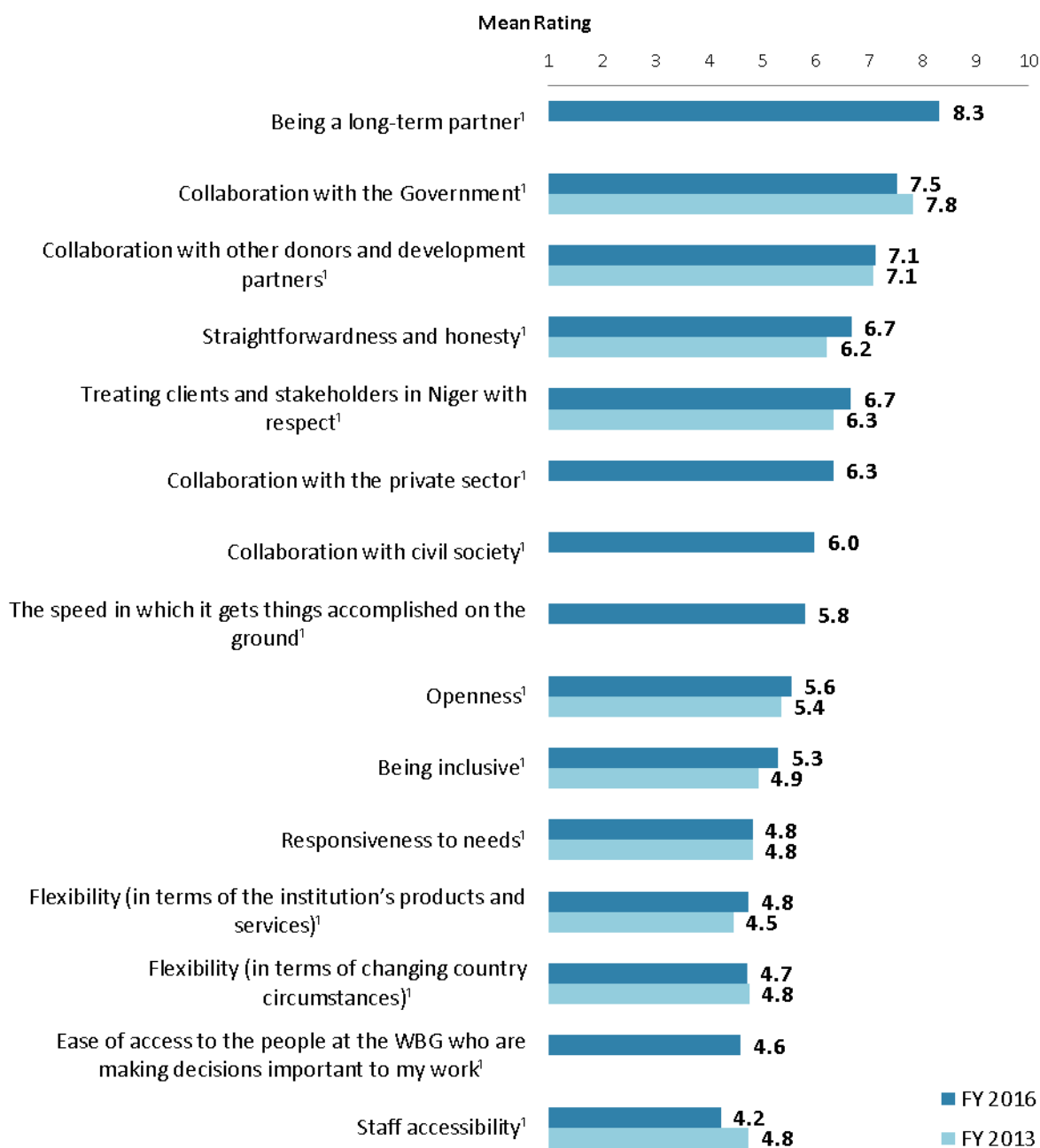


**"To what extent do you agree/disagree with the following statements?"**  
(1- "Strongly disagree", 10- "Strongly agree")  
(\*Significantly different between collaborators and non-collaborators with the WBG)  
Indicator Question



## VII. How the World Bank Group Operates (continued)

### The WBG as an Effective Development Partner: Year Comparison<sup>9</sup>



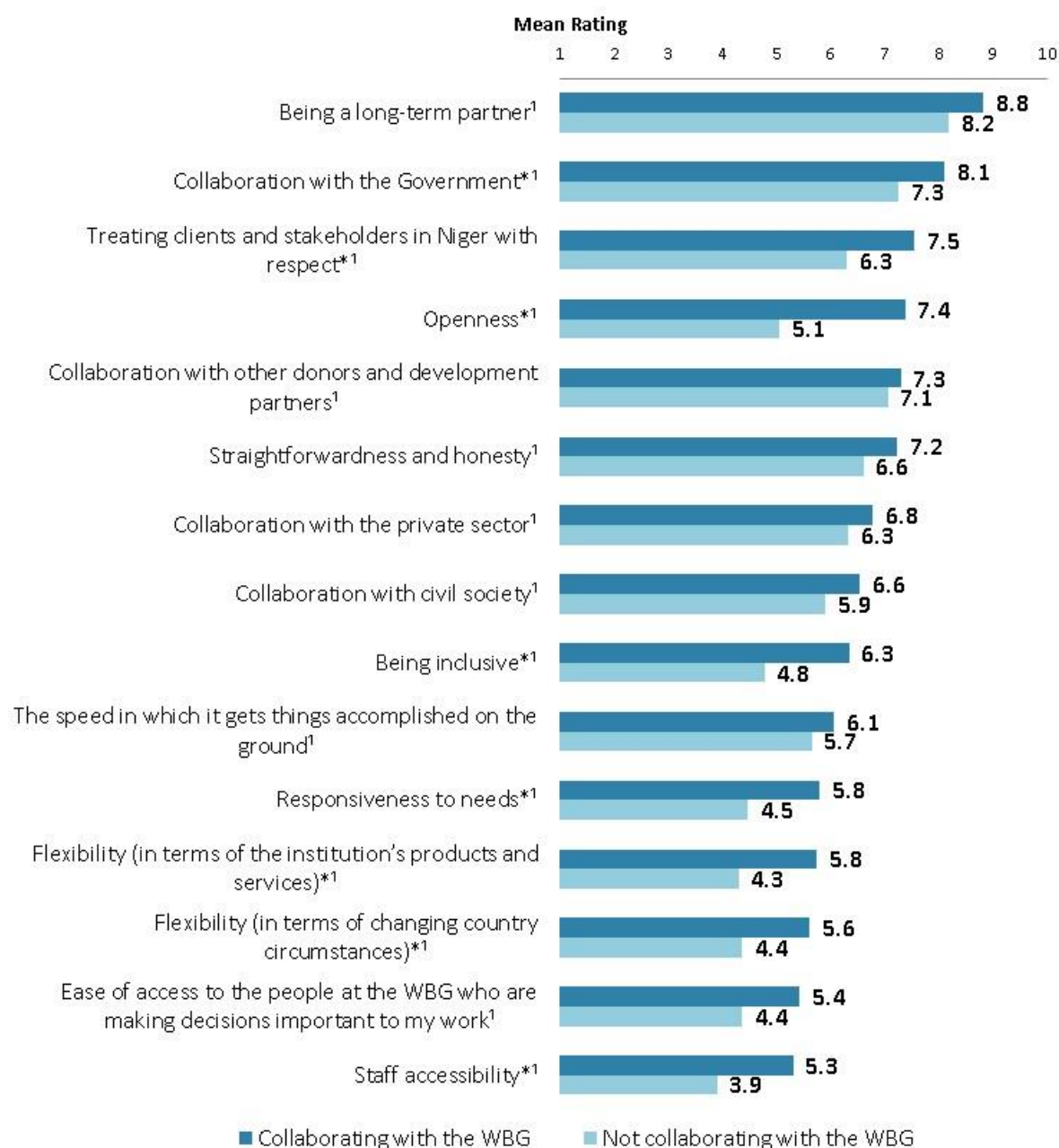
**"To what extent is the World Bank Group an effective development partner in Niger, in terms of each of the following?" (1-"To no degree at all", 10-"To a very significant degree")**

<sup>1</sup>Indicator Question

<sup>9</sup> Means in the chart were calculated based on weighted data.

## VII. How the World Bank Group Operates (continued)

### The WBG as an Effective Development Partner: Collaboration



**"To what extent is the World Bank Group an effective development partner in Niger, in terms of each of the following?" (1- "To no degree at all", 10- "To a very significant degree")**  
*(\*Significantly different between collaborators and non-collaborators with the WBG)*  
*<sup>1</sup>Indicator Question*



## VII. How the World Bank Group Operates (continued)

### Internal Measuring and Monitoring



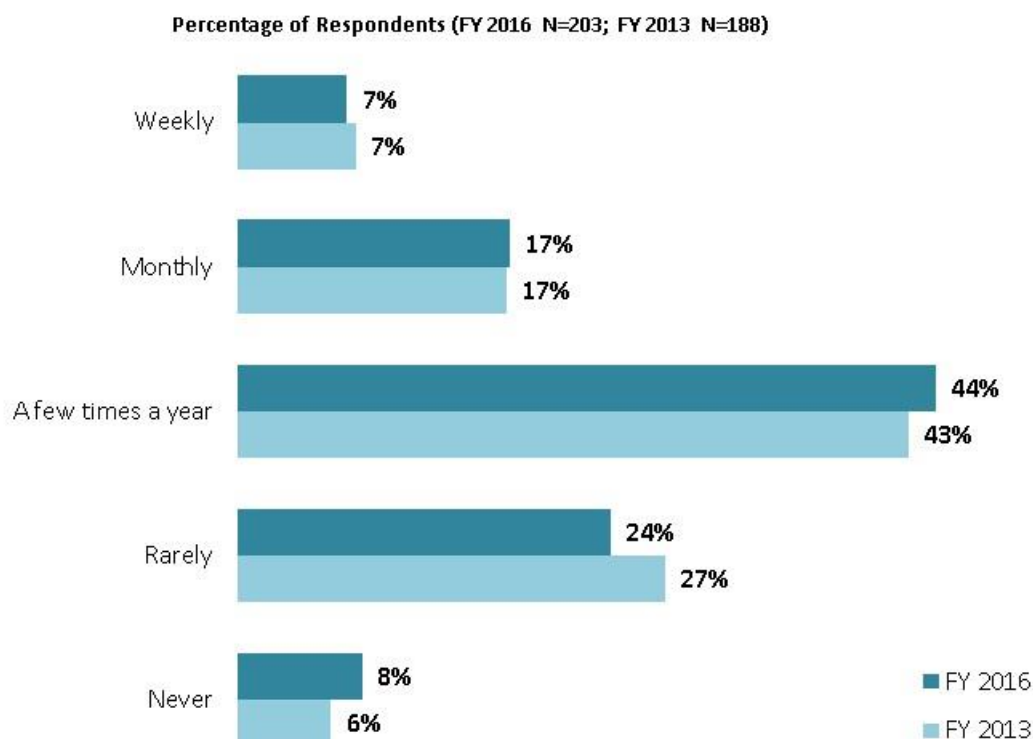
"To what extent do you believe the World Bank Group measures, evaluates, and corrects its work in real time in Niger?" (1- "To no degree at all", 10- "To a very significant degree")



## VIII. World Bank Group's Knowledge and Instruments

### Frequency of Consulting WBG Knowledge Work and Activities<sup>10</sup>

- **Stakeholder groups:** In this year's Country Survey, respondents from academia/research institutes/think tanks indicated the most frequent usage (*weekly/monthly*) of the WBG's knowledge work and activities compared to respondents from other stakeholder groups.



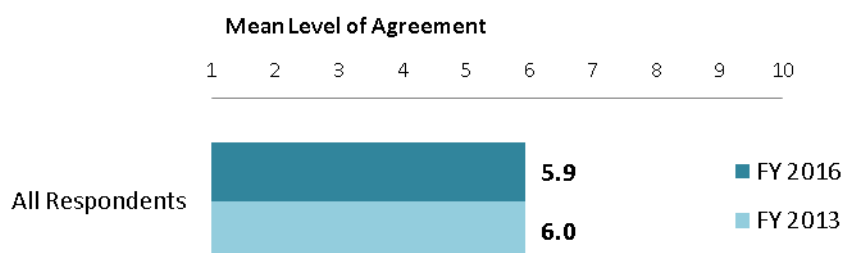
"How frequently do you consult World Bank Group's knowledge work and activities in the work you do?"  
(Respondents chose from a list.)

<sup>10</sup> Percentages in the chart were calculated based on weighted data.




## VIII. World Bank Group's Knowledge and Instruments (continued)

### Meeting Niger's Knowledge Needs<sup>11</sup> (*Indicator Question*)



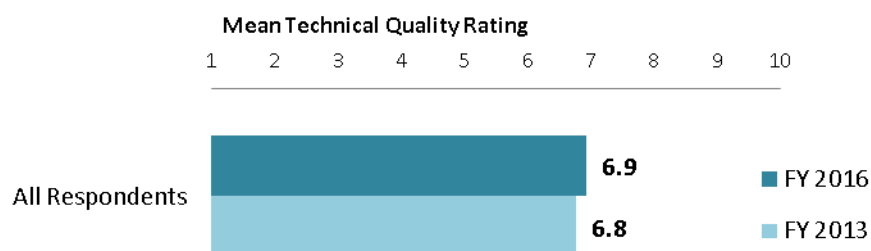
**"The World Bank Group meets Niger's needs for knowledge services (e.g., research, analysis, data, technical assistance)"** (1-"Strongly disagree", 10-"Strongly agree")

### Contribution of the WBG's Knowledge Work and Activities (*Indicator Question*)



**"Overall, how significant a contribution do you believe the World Bank Group's knowledge work and activities make to development results in your country?"**  
(1-"Not significant at all", 10-"Very significant")

### Technical Quality of the WBG's Knowledge Work and Activities (*Indicator Question*)



**"Overall, how would you rate the technical quality of the World Bank Group's knowledge work and activities?"** (1-"Very low technical quality", 10-"Very high technical quality")

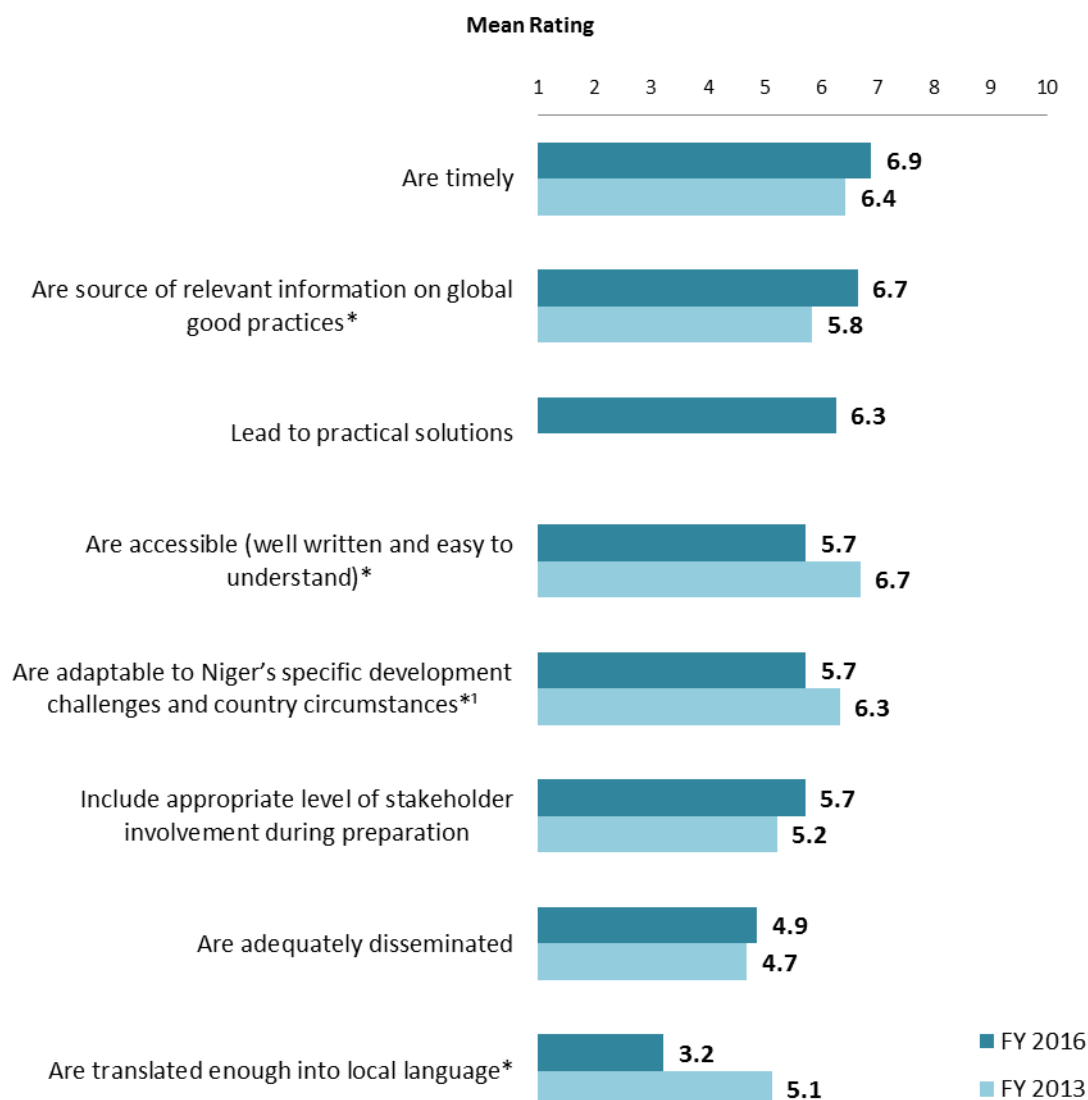
<sup>11</sup> Means in the charts on this page were calculated based on weighted data.





## VIII. World Bank Group's Knowledge and Instruments (continued)

### Qualities of the WBG's Knowledge Work and Activities<sup>12</sup>



"In Niger, to what extent do you believe that the World Bank Group's knowledge work and activities: ... " (1-"To no degree at all", 10-"To a very significant degree")

(\*Significantly different between FY 2016 and FY 2013)

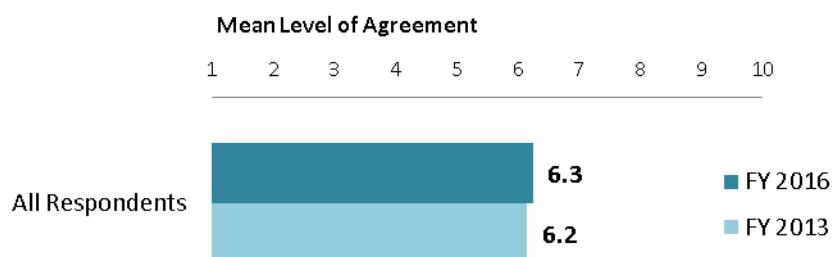
<sup>1</sup>Indicator Question

<sup>12</sup> Means in the chart were calculated based on weighted data.



## VIII. World Bank Group's Knowledge and Instruments (continued)

### Meeting Niger's Needs for Financial Instruments<sup>13</sup> (*Indicator Question*)



**"The World Bank Group's financial instruments (i.e., investment lending, Development Policy Loan, Trust Funds, Program-for-Results, etc.) meet the needs of Niger."**  
(1-"Strongly disagree", 10-"Strongly agree")

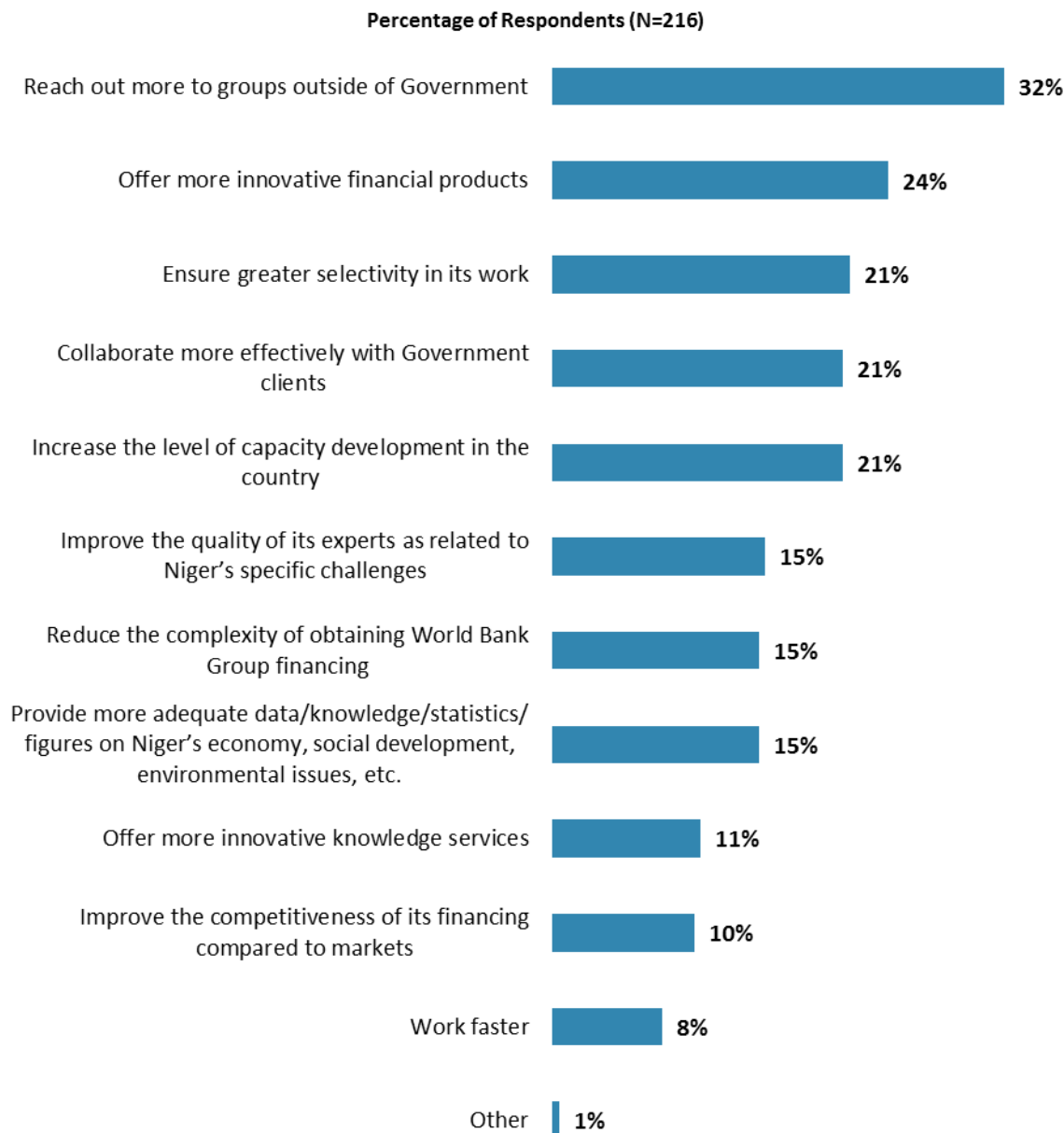
<sup>13</sup> Means in the chart were calculated based on weighted data.



## IX. The Future Role of the World Bank Group in Niger

### Making the World Bank Group of Greater Value

- **Year comparison:** Respondents in the previous FY'13 Country Survey indicated that the World Bank should “*improve the quality of its experts as related to Niger’s specific challenges*” (48%) to make itself of greater value in Niger. Respondents in the FY'15 PLR Survey indicated that the WBG should “*reach out more to groups outside of Government*” (33%).



**"Which of the following SHOULD the World Bank Group do to make itself of greater value in Niger? (Choose no more than TWO)" (Respondents chose from a list. Responses combined.)**

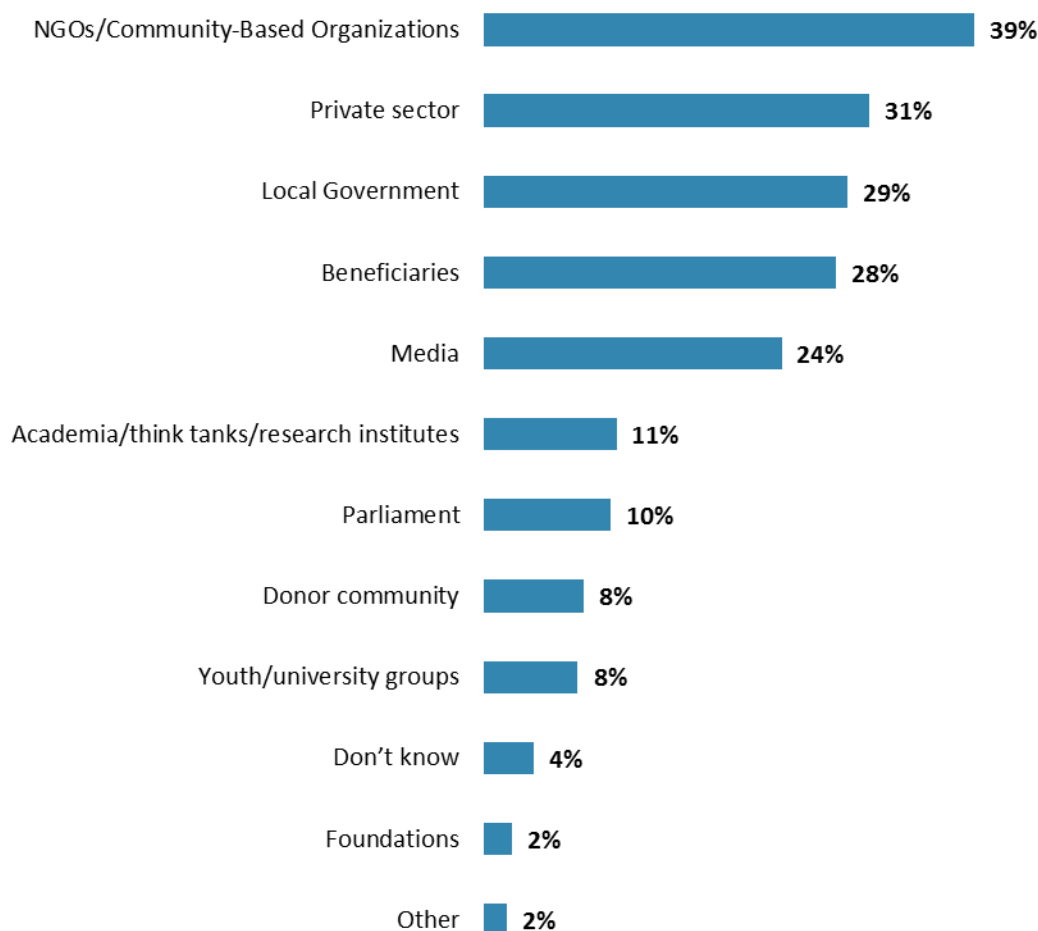


## IX. The Future Role of the WBG in Niger (continued)

### The World Bank Group Should Collaborate More with ...

- **Year comparison:** Respondents in the previous FY'13 Country Survey indicated that the World Bank should work more with “*NGOs*” (47%) and “*local government*” (34%) to ensure better development results in Niger.

Percentage of Respondents (N=226)



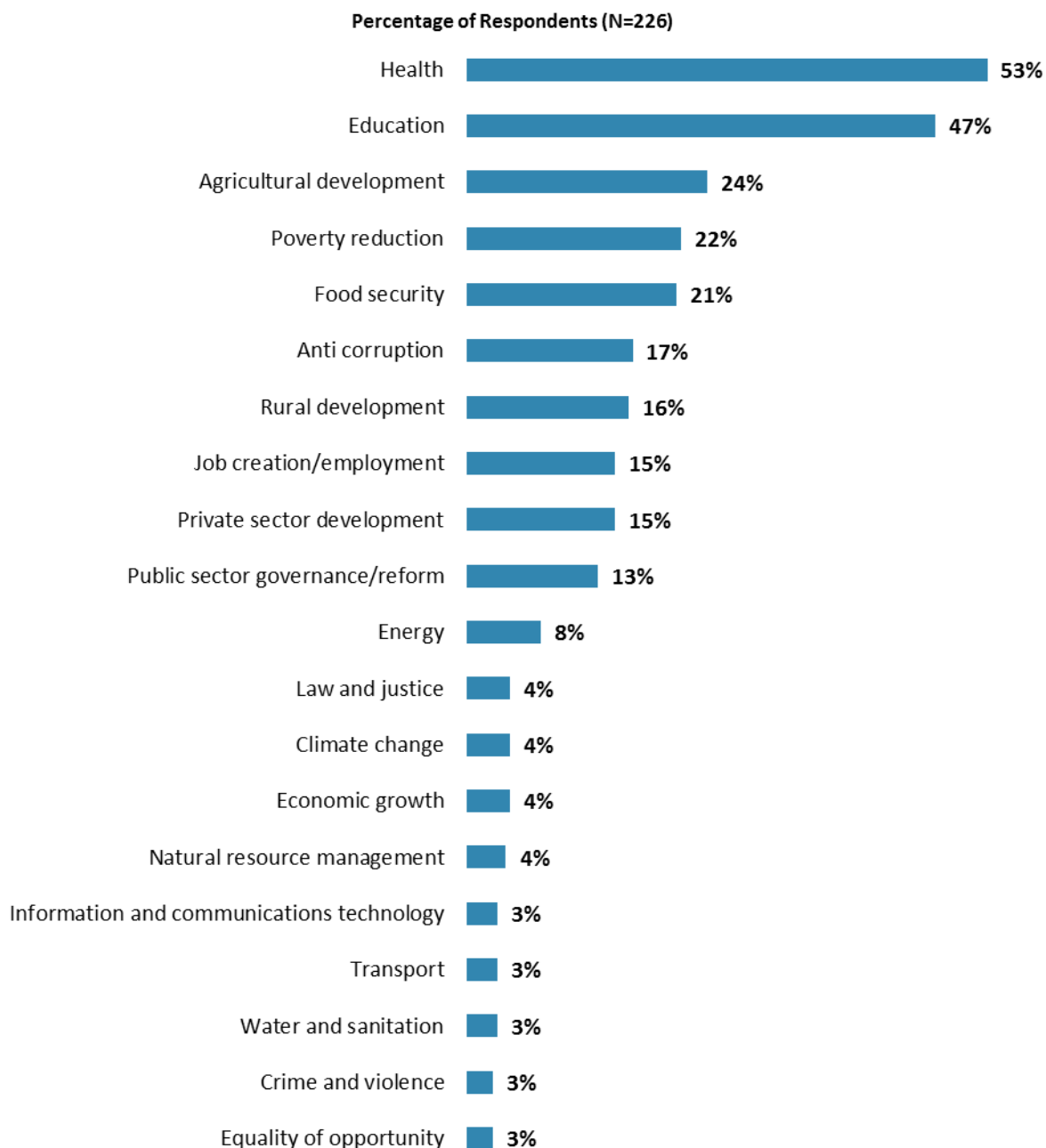
**"In addition to the regular relations with the national government, which TWO of the following groups should the World Bank Group collaborate with more in your country?"**  
(Respondents chose from a list. Responses combined.)



## IX. The Future Role of the WBG in Niger (continued)

### Where the World Bank Group Should Focus its Resources

- **Year comparison:** Respondents in the previous FY'13 Country Survey indicated that the World Bank should focus its resources on “*public sector governance/reform*” (40%), “*poverty reduction*” (34%), “*education*” (34%), and “*private sector development*” (34%). Respondents in the FY'15 PLR Survey indicated that the WBG should focus on “*education*” (43%), “*public sector governance/reform*” (29%), and “*health*” (29%).

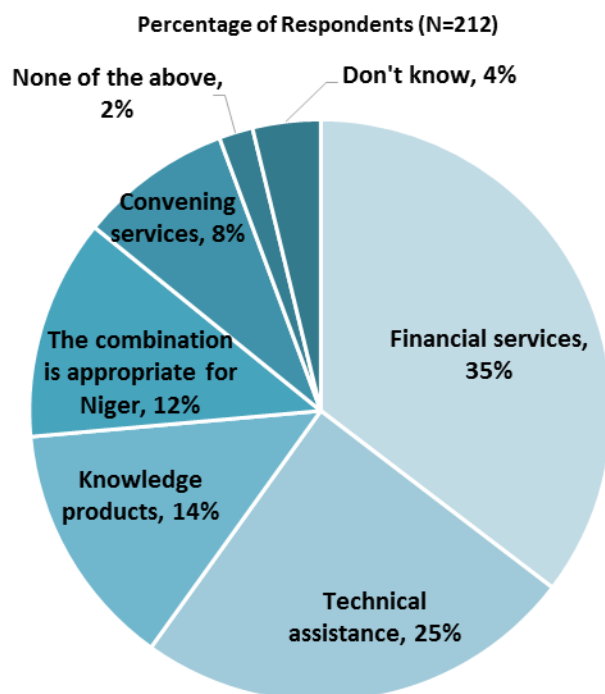


“When thinking about how the World Bank Group can have the most impact on development results in Niger, in which sectoral areas do you believe the WBG should focus most of its resources in Niger? (Choose no more than THREE)” (Respondents chose from a list. Responses combined. Top 20 of 31 response options shown.)



## IX. The Future Role of the WBG in Niger (continued)

### Future Combination of the WBG Services



"When considering the combination of services that the World Bank Group offers in Niger, and taking into account its limited level of resources, which ONE of the following do you believe the WBG should offer more of in Niger?" (Respondents chose from a list.)

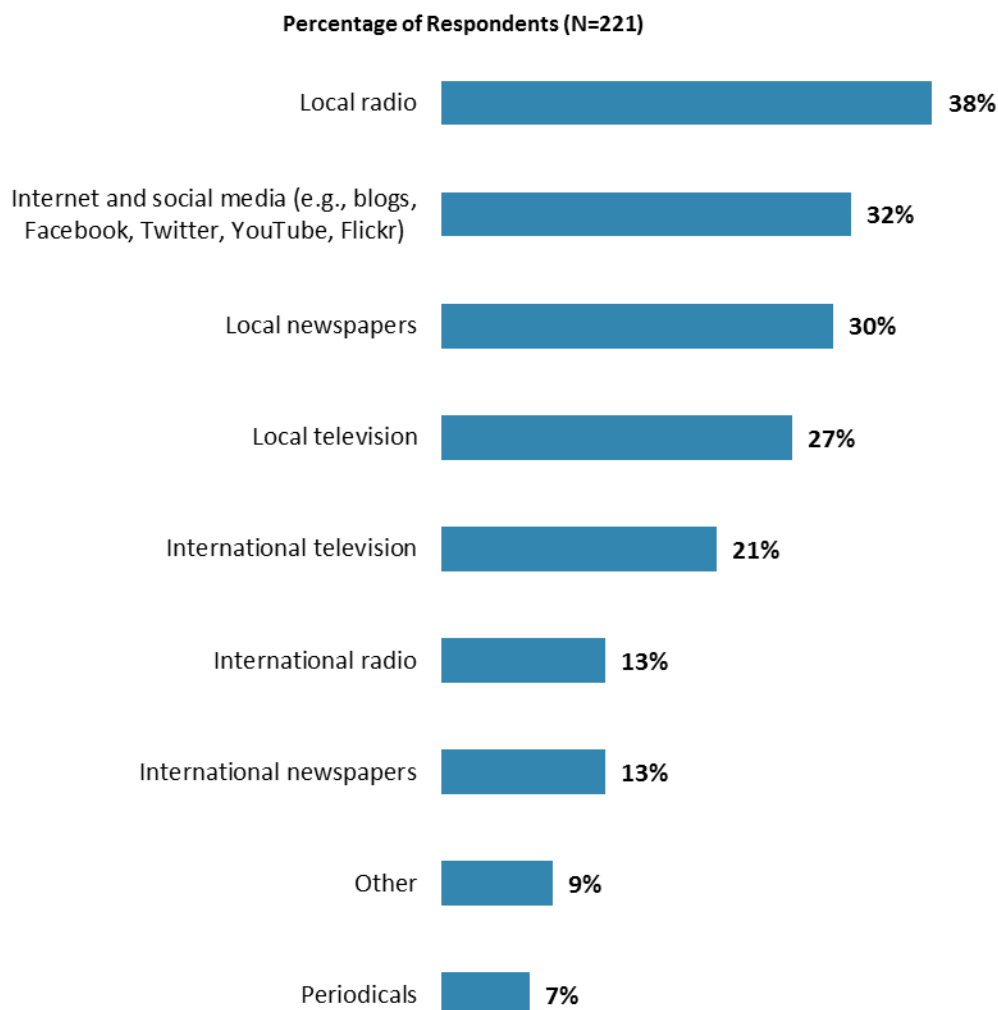


## X. Communication and Outreach

*Note: When considering the World Bank Group's future outreach with key constituencies, please see Appendix B (page 58) for all responses by stakeholder groups.*

### General Information Sources

- **Year comparison:** Respondents in the previous FY'13 Country Survey indicated that they got most of their information about economic and social development issues in Niger from “*local newspapers*” (48%) and “*Internet*” (46%).



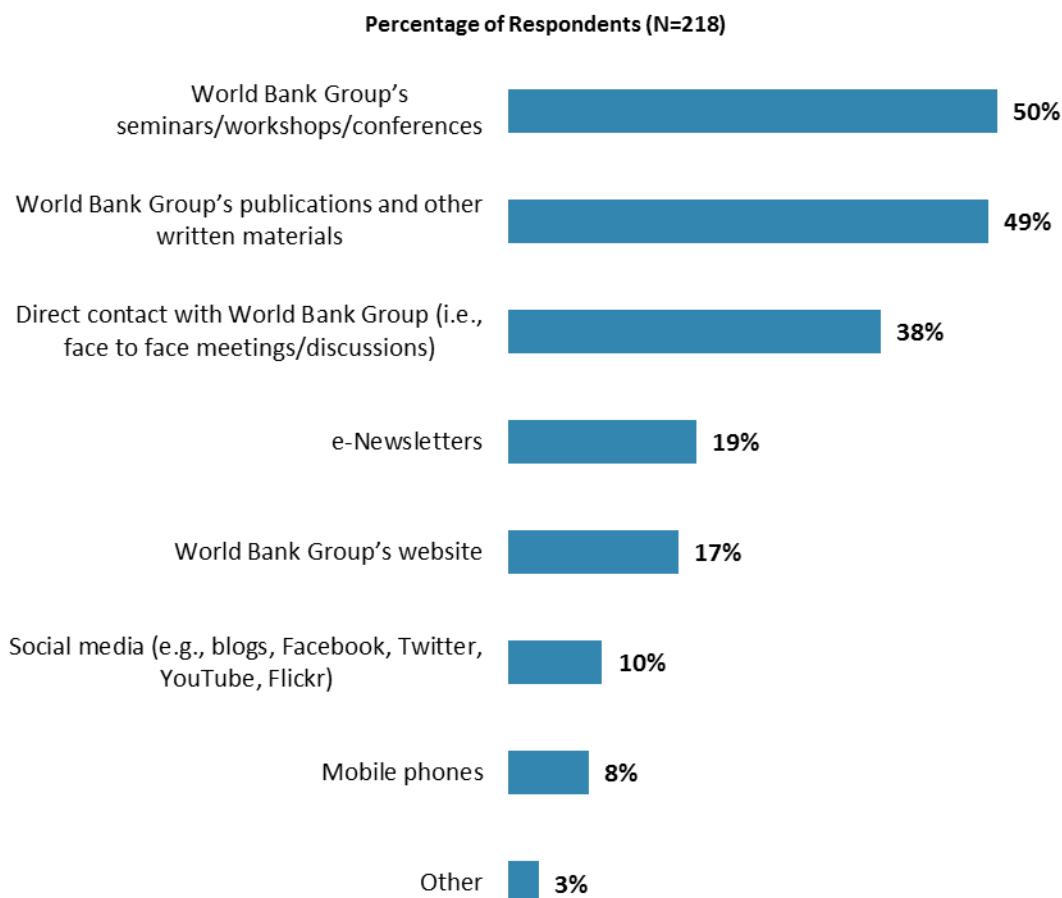
"How do you get most of your information about economic and social development issues in Niger? (Choose no more than TWO)" (Respondents chose from a list. Responses combined.)



## X. Communication and Outreach (continued)

### Preferred Information Sources

- **Year comparison:** Respondents in the previous FY'13 Country Survey indicated that they would prefer to receive information from the World Bank through the "*World Bank website*" (61%).



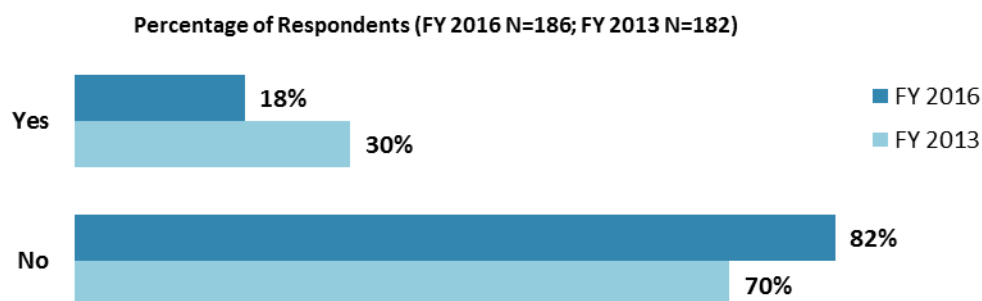
"How would you prefer to receive information from the World Bank Group?  
(Choose no more than TWO)" (Respondents chose from a list. Responses combined.)





## X. Communication and Outreach (continued)

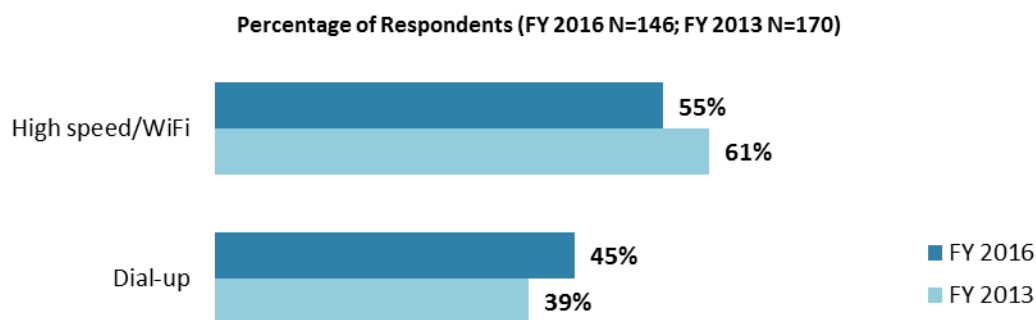
### Access to Information<sup>14</sup>



"Are you aware of the World Bank Group's Access to Information Policies under which the WBG discloses any information in its possession that is not on a list of exceptions?"

### Access to the Internet

- Only 57 percent of respondents in this year's Country Survey indicated that they had access to the Internet.



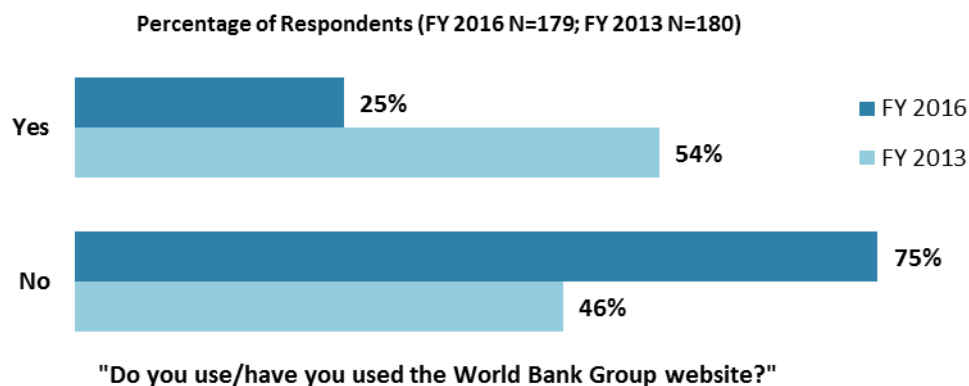
"Which Internet connection do you use primarily when visiting a World Bank Group website?"  
(Respondents chose from a list.)

<sup>14</sup> Percentages presented in the charts on this page were calculated based on weighted data.



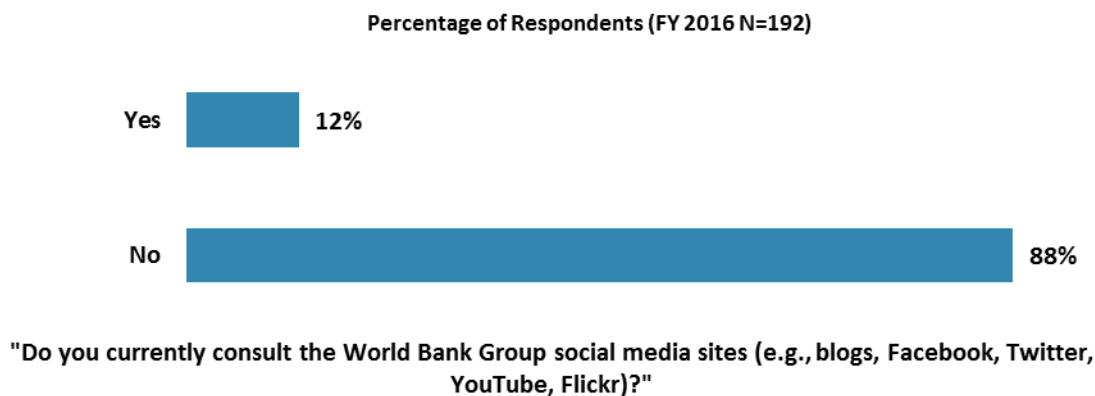
## X. Communication and Outreach (continued)

### The WBG Website Usage<sup>15</sup>



---

### Use of the WBG's Social Media Channels



---

<sup>15</sup> Percentages presented in the chart were calculated based on weighted data.



## XI. Appendices

A. Responses to All Questions across All Respondents.....	43
B. Responses to All Questions by Stakeholder Groups.....	58
C. Responses to Indicator Questions by Geographic Location.....	80
D. Responses to Selected Questions by Level of Collaboration with the World Bank Group .....	82
E. Responses to Selected Questions by Year.....	89
F. Indicator Questions as a Function of Exposure to the WBG .....	94
G. WBG Country Opinion Survey FY16 – Niger Questionnaire .....	95

**Niger**





## Appendix A: Responses to All Questions across All Respondents (N=229)

All rating scale questions are presented with the total number of respondents that provided a rating (N), the number of respondents who indicated that they "Don't know" (DK), the mean rating across all respondents (Mean), and the standard deviation of this mean (SD). Indicator questions are noted with an asterisk (\*).

### A. General Issues Facing Niger

1. In general would you say that Niger is headed in ... ?	Percentage of Respondents (N=219)
The right direction	43.4%
The wrong direction	20.5%
Not sure	36.1%

2. Listed below are a number of development priorities in Niger. Please identify which of the following you consider the most important development priorities in Niger? (Choose no more than THREE)	Percentage of Respondents (Responses Combined; N=228)
Food security	60.5%
Education	52.6%
Public sector governance/reform (i.e., government effectiveness, public financial management, public expenditure, fiscal system reform)	21.5%
Anti corruption	20.2%
Health	16.7%
Energy	15.4%
Rural development	15.4%
Poverty reduction	13.6%
Agricultural development	13.2%
Private sector development (e.g., investment climate, access to finance, justice mechanisms, energy, etc.)	11.4%
Job creation/employment (e.g., youth skills building, focus on labor intensive activities such as construction)	9.2%
Climate change (e.g., mitigation, adaptation)	6.1%
Law and justice (e.g., judicial system)	5.3%
Natural resource management (e.g., oil, gas, mining)	4.8%
Water and sanitation	4.8%
Equality of opportunity (i.e., equity)	3.9%
Global/regional integration	3.5%
Foreign direct investment attraction	3.1%
Social protection (e.g., pensions, targeted social assistance)	2.6%
Urban development	2.2%
Information and communications technology	2.2%
Crime and violence	2.2%
Transport (e.g., roads, bridges, transportation)	1.8%
Financial markets	1.3%
Gender equity	1.3%
Economic growth	0.9%
Environmental sustainability	0.9%
Trade and exports	0.9%
Regulatory framework	0.4%
Communicable/non-communicable diseases	0.0%
Disaster management	0.0%

**A. General Issues Facing Niger (continued)**

<b>3. The World Bank Group has committed itself to twin goals: ending extreme poverty by 2030 and boosting shared prosperity. Poverty reduction is a broad term that encompasses work in many different areas. Which THREE areas of development listed below do you believe would contribute most to reducing poverty in Niger? (Choose no more than THREE)</b>	<b>Percentage of Respondents (Responses Combined; N=226)</b>
Education	44.7%
Rural development	39.8%
Anti corruption	31.4%
Agricultural development	31.0%
Health	21.2%
Public sector governance/reform (i.e., government effectiveness, public financial management, public expenditure, fiscal system reform)	15.9%
Food security	15.9%
Water and sanitation	11.9%
Economic growth	11.5%
Job creation/employment (e.g., youth skills building, focus on labor intensive activities such as construction)	11.5%
Law and justice (e.g., judicial system)	9.3%
Energy	8.8%
Private sector development (e.g., investment climate, access to finance, justice mechanisms, energy, etc.)	8.4%
Transport (e.g., roads, bridges, transportation)	6.6%
Natural resource management (e.g., oil, gas, mining)	4.4%
Climate change (e.g., mitigation, adaptation)	4.0%
Equality of opportunity (i.e., equity)	3.5%
Social protection (e.g., pensions, targeted social assistance)	3.1%
Urban development	3.1%
Crime and violence	2.2%
Foreign direct investment attraction	1.8%
Regulatory framework	1.3%
Financial markets	1.3%
Gender equity	0.9%
Environmental sustainability	0.9%
Trade and exports	0.9%
Information and communications technology	0.9%
Global/regional integration	0.0%
Communicable/non-communicable diseases	0.0%
Disaster management	0.0%

**A. General Issues Facing Niger (continued)**

<b>4. The World Bank Group's "Shared Prosperity" goal captures two key elements, economic growth and equity. It will seek to foster income growth among the bottom 40 percent of a country's population. Improvement in the Shared Prosperity Indicator requires growth and well-being of the less well-off. When thinking about the idea of "shared prosperity" in your country, which of the following TWO best illustrate how this would be achieved in Niger? (Choose no more than TWO)</b>	<b>Percentage of Respondents (Responses Combined; N=221)</b>
Consistent economic growth	29.9%
Education and training that better ensure job opportunity	23.1%
Better opportunity for the poor who live in rural areas	21.3%
Greater access to finance for the poor (i.e., by developing simple mechanism such as micro-finance)	18.1%
Better employment opportunities for young people (i.e., by developing labor intensive activities and building youth skills)	17.2%
More reliable social safety net	17.2%
Greater access to health and nutrition for citizens	14.5%
Better opportunity for the poor who live in urban areas	13.1%
Better entrepreneurial opportunities (i.e., to start small and medium sized businesses)	9.0%
Better employment opportunities for women	8.6%
Greater equity of fiscal policy	8.1%
A growing middle class	7.7%
Better quality public services	6.3%
Greater voice and participation for citizens to help ensure greater accountability	4.1%
Other	0.5%

<b>5. Do you think the gap between the rich and the poor is a very big problem, a moderately big problem, a small problem, or not a problem at all in Niger? (Select only ONE response)</b>	<b>Percentage of Respondents (N=221)</b>
A very big problem	65.6%
A moderately big problem	22.6%
A small problem	7.7%
Not a problem at all	2.7%
Don't know	1.4%

<b>6. In your view, is global climate change a very serious problem, somewhat serious, not too serious, or not a problem? (Select only ONE response)</b>	<b>Percentage of Respondents (N=222)</b>
A very serious problem	74.8%
A somewhat serious problem	21.2%
Not too serious problem	3.2%
Not a problem	0.0%
Don't know	0.9%

**B. Overall Attitudes toward the World Bank Group**

<b>Familiarity</b>	<b>N</b>	<b>DK</b>	<b>Mean</b>	<b>SD</b>
1. How familiar are you with the work of the World Bank Group in Niger? (1-Not familiar at all, 10-Extremely familiar)	224	0	5.13	2.30

**B. Overall Attitudes toward the World Bank Group (continued)**

<b>Effectiveness*</b>	<b>N</b>	<b>DK</b>	<b>Mean</b>	<b>SD</b>
2. Overall, please rate your impression of the World Bank Group's effectiveness in Niger. (1-Not effective at all, 10-Very effective)	190	35	6.52	2.17

<b>Staff Preparedness</b>	<b>N</b>	<b>DK</b>	<b>Mean</b>	<b>SD</b>
3. To what extent do you believe the World Bank Group's staff is well prepared (e.g., skills and knowledge) to help Niger solve its most complicated development challenges? (1-To no degree at all, 10-To a very significant degree)	183	41	6.74	2.04

<b>4. When thinking about how the World Bank Group can have the most impact on development results in Niger, in which sectoral areas do you believe the World Bank Group should focus most of its resources (financial and knowledge services) in Niger? (Choose no more than THREE)</b>	<b>Percentage of Respondents (Responses Combined; N=226)</b>
Health	52.7%
Education	47.3%
Agricultural development	24.3%
Poverty reduction	21.7%
Food security	21.2%
Anti corruption	16.8%
Rural development	16.4%
Job creation/employment (e.g., youth skills building, focus on labor intensive activities such as construction)	15.0%
Private sector development (e.g., investment climate, access to finance, justice mechanisms, energy, etc.)	15.0%
Public sector governance/reform (i.e., government effectiveness, public financial management, public expenditure, fiscal system reform)	13.3%
Energy	7.5%
Law and justice (e.g., judicial system)	4.4%
Climate change (e.g., mitigation, adaptation)	4.4%
Economic growth	4.4%
Natural resource management (e.g., oil, gas, mining)	4.0%
Information and communications technology	3.1%
Transport (e.g., roads, bridges, transportation)	3.1%
Water and sanitation	3.1%
Crime and violence	2.7%
Equality of opportunity (i.e., equity)	2.7%
Social protection (e.g., pensions, targeted social assistance)	2.2%
Trade and exports	1.8%
Gender equity	1.8%
Environmental sustainability	1.8%
Urban development	1.3%
Disaster management	1.3%
Foreign direct investment attraction	0.9%
Financial markets	0.9%
Regulatory framework	0.9%
Communicable/non-communicable diseases	0.9%
Global/regional integration	0.0%

**B. Overall Attitudes toward the World Bank Group (continued)**

5. When thinking about the World Bank Group's role, which activity do you believe is of greatest VALUE and which activity is of second greatest value in Niger?	Percentage of Respondents (N=218)		
	Greatest Value	2 <sup>nd</sup> Greatest Value	Combined
Help to bring discipline/effective supervision to implementation of investment projects	18.3%	15.7%	34.0%
Capacity development	18.8%	12.0%	30.8%
Policy advice, studies, analyses	10.6%	16.6%	27.1%
Financial resources	18.8%	7.8%	26.6%
Technical assistance	9.6%	16.1%	25.8%
Convening/facilitating	12.8%	6.5%	19.3%
Donor coordination	2.8%	9.2%	12.0%
Mobilizing third party financial resources	4.1%	6.9%	11.0%
Data and statistics	2.3%	5.1%	7.4%
Linkage to non-Bank expertise (i.e., South-South knowledge sharing)	1.4%	3.7%	5.1%
Other	0.5%	0.5%	0.9%

6. Which of the following do you identify as the World Bank Group's greatest WEAKNESSES in its work in Niger? (Choose no more than TWO)	Percentage of Respondents (Responses Combined; N=225)
Not exploring alternative policy options	27.6%
Too influenced by developed countries	21.3%
Not collaborating enough with stakeholders outside the Government	19.6%
World Bank Group's processes too complex	19.6%
Not enough public disclosure of its work	13.8%
Not adequately sensitive to political/social realities in Niger	12.9%
Imposing technocratic solutions without regard to political realities	12.4%
Not client focused	10.7%
Not willing to honestly criticize policies and reform efforts in the country	9.8%
Staff too inaccessible	8.4%
World Bank Group's processes too slow (e.g., too bureaucratic in its operational policies and procedures)	8.0%
Its advice and strategies do not lend themselves to practical problem solving	6.7%
Not aligned with country priorities	5.3%
Arrogant in its approach	4.9%
Don't know	4.0%
The credibility of its knowledge/data	2.2%
Not aligned with other donors' work	2.2%
Other	0.4%

7. Which World Bank Group's mechanisms do you believe are the MOST effective in reducing poverty in Niger? (Choose no more than TWO)	Percentage of Respondents (Responses Combined; N=225)
Mobilization of additional resources (e.g., Trust Fund management)	47.6%
Investment lending (financing specific projects)	47.1%
Capacity development	35.6%
Policy based lending/budget support to the Government	24.0%
Multi-sectoral approaches	16.4%
Technical assistance (advice, best practice, international experience, etc.)	12.9%
Knowledge products/services (analytical work, studies, surveys, etc.)	6.2%
Don't know	2.2%
Other	0.4%



**B. Overall Attitudes toward the World Bank Group (continued)**

8. To what extent do you believe that the World Bank Group's work and support help the poorest in Niger? (Select only ONE response)	Percentage of Respondents (N=224)
To a fully sufficient degree	29.5%
To a somewhat sufficient degree	35.7%
To a somewhat insufficient degree	17.4%
To a very insufficient degree	9.4%
Don't know	8.0%

9. In addition to the regular relations with the national government, which TWO of the following groups should the World Bank Group collaborate with more in your country? (Choose no more than TWO)	Percentage of Respondents (Responses Combined; N=226)
NGOs/Community-Based Organizations (CBOs)	39.4%
Private sector	31.0%
Local Government	29.2%
Beneficiaries	28.3%
Media	23.9%
Academia/think tanks/research institutes	10.6%
Parliament	10.2%
Donor community	8.0%
Youth/university groups	7.5%
Don't know	4.0%
Foundations	2.2%
Other	1.8%

To what extent do you agree with the following statements about the World Bank Group's work in Niger? (1-Strongly disagree, 10-Strongly agree)	Level of Agreement			
	N	DK	Mean	SD
10. Overall the World Bank Group currently plays a relevant role in development in Niger*	196	26	6.95	2.41
11. The World Bank Group's work is aligned with what I consider the development priorities for Niger*	174	40	5.85	2.22

To what extent is the World Bank Group an effective development partner in Niger, in terms of each of the following? (1-To no degree at all, 10-To a very significant degree)	Degree			
	N	DK	Mean	SD
12. Responsiveness to needs*	138	73	4.82	2.22
13. Flexibility (in terms of the institution's products and services)*	129	76	4.71	2.47
14. Flexibility (in terms of changing country circumstances)*	126	81	4.71	2.41
15. Being inclusive*	97	102	5.33	2.65
16. Openness (sharing data and other information)*	126	70	5.58	2.69
17. Collaboration with the Government*	177	31	7.44	2.30
18. The speed in which it gets things accomplished on the ground*	144	52	5.79	2.40
19. Ease of access to the people at the World Bank Group who are making decisions important to my work*	132	74	4.66	2.78
20. Collaboration with civil society*	160	44	6.01	2.23
21. Staff accessibility*	134	57	4.18	2.78
22. Collaboration with other donors and development partners*	152	53	7.11	2.00
23. Collaboration with the private sector*	146	55	6.41	2.23
24. Straightforwardness and honesty*	117	86	6.66	2.58
25. Treating clients and stakeholders in Niger with respect*	110	94	6.55	2.55
26. Being a long-term partner*	161	45	8.29	1.83

**B. Overall Attitudes toward the World Bank Group (continued)**

<b>27. When World Bank Group assisted reform efforts fail or are slow to take place, which of the following would you attribute this to? (Choose no more than TWO)</b>	<b>Percentage of Respondents (Responses Combined; N=221)</b>
The Government works inefficiently	61.1%
There is not an adequate level of citizen/civil society participation	36.7%
The World Bank Group is not sensitive enough to political/social realities on the ground	19.0%
The World Bank Group works too slowly	19.0%
Reforms are not well thought out in light of country challenges	16.3%
Political pressures and obstacles	15.8%
Lack of/inadequate levels of capacity in Government	14.0%
Poor donor coordination	6.3%
The World Bank Group does not do adequate follow through/follow-up	3.6%
Other	0.9%

**C. World Bank Group's Effectiveness and Results**

1. In your opinion, how IMPORTANT is it for the World Bank Group to be involved in the following areas of development in Niger? (1-Not important at all, 10-Very important)	Importance			
	N	DK	Mean	SD
1. Crime and violence	157	36	5.98	2.99
2. Financial markets	150	36	6.58	2.84
3. Transport (e.g., roads, bridges, transportation)	170	23	7.36	2.67
4. Anti corruption	186	17	7.98	2.44
5. Law and justice (e.g., judicial system)	156	38	7.52	2.98
6. Urban development	173	21	7.06	2.35
7. Environmental sustainability	161	38	7.60	2.49
8. Trade and exports	143	50	6.96	2.61
9. Information and communications technology	154	34	7.70	2.44
10. Poverty reduction	184	14	8.47	1.83
11. Gender equity	150	37	6.61	2.80
12. Private sector development (e.g., investment climate, access to finance, justice mechanisms, energy, etc.)	190	11	7.82	2.13
13. Foreign direct investment attraction	146	50	7.53	2.52
14. Water and sanitation	174	24	7.66	2.42
15. Regulatory framework	140	49	6.79	2.75
16. Economic growth	171	21	7.95	2.10
17. Energy	190	9	7.71	2.19
18. Disaster management	180	14	7.64	2.10
19. Public sector governance/reform (i.e., government effectiveness, public financial management, public expenditure, fiscal system reform)	203	7	8.30	1.90
20. Job creation/employment (e.g., youth skills building, focus on labor intensive activities such as construction)	202	6	7.95	1.78
21. Communicable/non-communicable diseases	144	52	7.17	2.39
22. Equality of opportunity (i.e., equity)	140	52	7.69	2.72
23. Social protection (e.g., pensions, targeted social assistance)	146	49	7.50	2.49
24. Rural development	191	16	8.33	1.75
25. Global/regional integration	125	61	7.74	2.52
26. Food security	183	12	8.26	1.87
27. Natural resource management (e.g., oil, gas, mining)	167	30	7.61	2.27
28. Health	191	9	8.01	1.94
29. Climate change (e.g., mitigation, adaptation)	191	15	8.12	1.99
30. Agricultural development	209	2	9.00	1.62
31. Education	211	4	8.24	1.93

**C. World Bank Group's Effectiveness and Results (continued)**

2. How EFFECTIVE do you believe the World Bank Group is in terms of the work it does in the following areas of development in Niger? (1-Not effective at all, 10-Very effective)	Effectiveness			
	N	DK	Mean	SD
1. Gender equity	81	128	5.67	2.55
2. Information and communications technology	89	116	6.74	2.37
3. Transport (e.g., roads, bridges, transportation)	95	108	6.67	2.59
4. Urban development	104	98	6.47	2.25
5. Environmental sustainability	86	119	6.90	2.46
6. Regulatory framework	62	139	6.23	2.43
7. Communicable/non-communicable diseases	75	124	6.37	2.47
8. Poverty reduction	139	64	7.33	2.20
9. Anti corruption	135	69	7.16	2.41
10. Private sector development (e.g., investment climate, access to finance, justice mechanisms, energy, etc.)	151	59	6.83	2.19
11. Foreign direct investment attraction	76	124	6.50	2.45
12. Water and sanitation	106	91	6.85	2.46
13. Trade and exports	78	122	6.21	2.55
14. Economic growth	107	99	6.59	2.44
15. Health	145	53	6.90	2.06
16. Disaster management	136	71	6.59	2.13
17. Public sector governance/reform (i.e., government effectiveness, public financial management, public expenditure, fiscal system reform)	157	53	7.38	2.00
18. Job creation/employment (e.g., youth skills building, focus on labor intensive activities such as construction)	151	53	7.25	2.04
19. Financial markets	74	133	6.59	2.47
20. Equality of opportunity (i.e., equity)	69	126	6.17	2.49
21. Energy	124	75	6.42	2.36
22. Rural development	147	57	7.44	2.05
23. Global/regional integration	66	137	6.64	2.54
24. Food security	134	63	7.35	2.19
25. Education	146	51	7.37	2.09
26. Social protection (e.g., pensions, targeted social assistance)	80	128	6.61	2.77
27. Climate change (e.g., mitigation, adaptation)	133	75	7.32	2.03
28. Agricultural development	167	42	8.33	2.16
29. Natural resource management (e.g., oil, gas, mining)	136	72	6.65	2.11

Achieving Development Results*	N	DK	Mean	SD
3. To what extent does the World Bank Group's work help to achieve development results in Niger? (1-To no degree at all, 10-To a very significant degree)	182	37	7.18	1.73

To what extent do you agree with the following statements about the World Bank Group in Niger? (1-Strongly disagree, 10-Strongly agree)	N	DK	Mean	SD
4. The World Bank Group's financial instruments (i.e., investment lending, Development Policy Loan, Trust Funds, Program 4 Result, etc.) meet the needs of Niger*	180	39	6.23	2.38
5. The World Bank Group meets Niger's needs for knowledge services (e.g., research, analysis, data, technical assistance)*	166	47	5.97	2.03

**C. World Bank Group's Effectiveness and Results (continued)**

Measuring/Correcting the World Bank Group's Work	N	DK	Mean	SD
6. To what extent do you believe the World Bank Group measures, evaluates, and corrects its work in real time in Niger? (1-To no degree at all, 10-To a very significant degree)	153	63	6.88	2.22

**D. The World Bank Group's Knowledge Work and Activities**

1. How frequently do you consult World Bank Group's knowledge work and activities in the work you do?	Percentage of Respondents (N=216)
Weekly	6.0%
Monthly	17.1%
A few times a year	43.5%
Rarely	24.5%
Never	8.8%

In Niger, to what extent do you believe that the World Bank Group's knowledge work and activities: (1-To no degree at all, 10-To a very significant degree)	Degree			
	N	DK	Mean	SD
2. Are timely	167	49	6.81	2.23
3. Include appropriate level of stakeholder involvement during preparation	105	101	5.79	2.57
4. Lead to practical solutions	107	96	6.30	2.49
5. Are accessible (well written and easy to understand)	127	71	5.81	2.66
6. Are source of relevant information on global good practices	124	82	6.77	2.54
7. Are adequately disseminated	141	59	4.99	2.84
8. Are translated enough into local language	122	83	3.32	2.80
9. Are adaptable to Niger's specific development challenges and country circumstances	154	56	5.83	2.75

Overall Evaluations	N	DK	Mean	SD
10. Overall, how significant a contribution do you believe the World Bank Group's knowledge work and activities make to development results in your country?* (1-Not significant at all, 10-Very significant)	179	44	7.17	1.92
11. Overall, how would you rate the technical quality of the World Bank Group's knowledge work and activities?* (1-Very low technical quality, 10-Very high technical quality)	179	44	6.96	1.98

**E. Working with the World Bank Group**

To what extent do you agree/disagree with the following statements? (1-Strongly disagree, 10-Strongly agree)	Level of Agreement			
	N	DK	Mean	SD
1. The World Bank Group disburses funds promptly	182	39	4.49	2.43
2. The World Bank Group effectively monitors and evaluates the projects and programs it supports	174	44	7.49	2.29
3. The World Bank Group's approvals and reviews are done in a timely fashion	115	103	5.16	2.53
4. The World Bank Group's "Safeguard Policy" requirements are reasonable	97	117	5.56	2.51
5. The World Bank Group's conditions on its lending are reasonable	137	81	5.81	2.55
6. The World Bank Group takes decisions quickly in Niger*	142	70	5.35	2.43
7. Working with the World Bank Group increases Niger's institutional capacity	167	49	7.33	2.16
8. Where country systems (e.g., procurement, financial management, etc.) are adequate, the World Bank Group makes appropriate use of them*	111	105	6.57	2.62
9. The World Bank Group provides effective implementation support (i.e., supervision of projects)	180	38	7.10	2.26

WBG Promoting PPP in Niger	N	DK	Mean	SD
10. To what extent do you believe that the World Bank Group's work helps to find solutions that promote private public partnerships in Niger? (1-To no degree at all, 10-To a very significant degree)	164	52	6.66	1.92

11. Which of the following best describes the World Bank Group's support in Niger? (Select only ONE response)	Percentage of Respondents (N=217)
The World Bank Group is sufficiently selective and focuses on the most important development challenges in Niger	62.2%
The World Bank Group is not sufficiently selective in Niger, and it is involved in too many areas of development	11.1%
Don't know	26.7%

**F. The Future Role of the World Bank Group in Niger**

1. Which of the following SHOULD the World Bank Group do to make itself of greater value in Niger? (Choose no more than TWO)	Percentage of Respondents (Responses Combined; N=216)
Reach out more to groups outside of Government	32.4%
Offer more innovative financial products	24.1%
Ensure greater selectivity in its work	21.3%
Collaborate more effectively with Government clients (e.g., national, state, local)	20.8%
Increase the level of capacity development in the country	20.8%
Improve the quality of its experts as related to Niger's specific challenges	15.3%
Reduce the complexity of obtaining World Bank Group financing	14.8%
Provide more adequate data/knowledge/statistics/figures on Niger's economy, social development, environmental issues, etc.	14.8%
Offer more innovative knowledge services	10.6%
Improve the competitiveness of its financing compared to markets (e.g., cost, timeliness, other terms)	10.2%
Work faster	7.9%
Other	0.5%

**F. The Future Role of the World Bank Group in Niger (continued)**

<b>2. When considering the combination of services that the World Bank Group offers in Niger, and taking into account its limited level of resources, which ONE of the following do you believe the World Bank Group should offer more of in Niger? (Select only ONE response)</b>	<b>Percentage of Respondents (N=212)</b>
Financial services	35.4%
Technical assistance	24.5%
Knowledge products	13.7%
The combination is appropriate for Niger	12.3%
Convening services	8.5%
Don't know	3.8%
None of the above	1.9%

**G. Communication and Information Sharing**

<b>1. How do you get most of your information about economic and social development issues in Niger? (Choose no more than TWO)</b>	<b>Percentage of Respondents (Responses Combined; N=221)</b>
Local radio	38.0%
Internet and social media (e.g., blogs, Facebook, Twitter, YouTube, Flickr)	31.7%
Local newspapers	30.3%
Local television	27.1%
International television	21.3%
International radio	12.7%
International newspapers	12.7%
Other	8.6%
Periodicals	6.8%

<b>2. How would you prefer to receive information from the World Bank Group? (Choose no more than TWO)</b>	<b>Percentage of Respondents (Responses Combined; N=218)</b>
World Bank Group's seminars/workshops/conferences	50.0%
World Bank Group's publications and other written materials	49.1%
Direct contact with World Bank Group (i.e., face to face meetings/discussions)	38.1%
e-Newsletters	19.3%
World Bank Group's website	17.4%
Social media (e.g., blogs, Facebook, Twitter, YouTube, Flickr)	9.6%
Mobile phones	8.3%
Other	3.2%

<b>3. Are you aware of the World Bank Group's Access to Information Policies under which the World Bank Group discloses any information in its possession that is not on a list of exceptions?</b>	<b>Percentage of Respondents (N=196)</b>
Yes	18.4%
No	81.6%

**G. Communication and Information Sharing (continued)**

<b>4. If yes, from which of the following sources did you learn about the World Bank Group's Access to Information Policies? (Select only ONE response)</b>	<b>Percentage of Respondents (N=30)</b>
World Bank Group's seminars/workshops/conferences	43.3%
World Bank Group's website	23.3%
Colleagues/Friends/Peer organizations	20.0%
News/Media	10.0%
World Bank Group's e-Newsletters	3.3%
Other	0.0%

<b>5. Have you requested information from the World Bank Group on its activities in the past year?</b>	<b>Percentage of Respondents (N=196)</b>
Yes	7.7%
No	92.3%

<b>6. Were you able to obtain this information?</b>	<b>Percentage of Respondents (N=14)</b>
Yes	71.4%
No	28.6%

<b>7. Do you have access to the Internet?</b>	<b>Percentage of Respondents (N=190)</b>
Yes	57.4%
No	42.6%

<b>8. Do you use/have you used the World Bank Group website?</b>	<b>Percentage of Respondents (N=186)</b>
Yes	24.2%
No	75.8%

<b>9. Do you currently consult the World Bank Group social media sites (e.g., blogs, Facebook, Twitter, YouTube, Flickr)?</b>	<b>Percentage of Respondents (N=192)</b>
Yes	12.0%
No	88.0%

<b>10. Which Internet connection do you use primarily when visiting a World Bank Group website?</b>	<b>Percentage of Respondents (N=151)</b>
High speed/WiFi	57.6%
Dial-up	42.4%

<b>Please rate how much you agree with the following statements.</b> <i>(1-Strongly disagree, 10-Strongly agree)</i>	<b>Level of Agreement</b>			
	<b>N</b>	<b>DK</b>	<b>Mean</b>	<b>SD</b>
11. I find the World Bank Group's websites easy to navigate	93	101	6.30	3.12
12. I find the information on the World Bank Group's websites useful	72	118	6.00	3.22
13. The World Bank Group's social media channels (e.g., blogs, Facebook, Twitter, YouTube, Flickr) are valuable sources of information about the institution	80	130	6.34	3.21
14. When I need information from the World Bank Group I know how to find it (e.g., whom to call, where to reach them, etc.)	117	88	5.91	3.27
15. The World Bank Group is responsive to my information requests and inquiries	115	87	4.42	3.39



**H. Background Information**

<b>1. Which of the following best describes your current position? (Select only ONE response)</b>	<b>Percentage of Respondents (N=218)</b>
Employee of a Ministry, Ministerial Department or Implementation Agency	19.7%
NGO/Community Based Organization	19.7%
Private Sector Organization	9.2%
Media (press, radio, TV, web, etc.)	8.7%
Project Management Unit (PMU) overseeing implementation of project/ Consultant/Contractor working on World Bank Group supported project/program	7.3%
Trade Union	6.4%
Bilateral/Multilateral Agency	5.0%
Local Government Office or Staff	4.6%
Academia/Research Institute/Think Tank	4.6%
Financial Sector/Private Bank	3.2%
Office of the President, Prime Minister	1.8%
Private Foundation	1.8%
Office of Parliamentarian	1.4%
Faith-Based Group	1.4%
Youth Group	1.4%
Office of Minister	0.9%
Independent Government Institution (i.e., Regulatory Agency, Central Bank/oversight institution)	0.9%
Judiciary Branch	0.9%
Other	0.9%

<b>2. Please identify the primary specialization of your work. (Select only ONE response)</b>	<b>Percentage of Respondents (N=218)</b>
Education	14.7%
Health, nutrition, and population	9.2%
Agriculture	8.7%
Other	7.3%
Social protection and labor	5.5%
Poverty	5.5%
Gender	4.6%
Generalist (specialized in multiple sectors)	4.6%
Macroeconomics and fiscal management	4.1%
Governance	4.1%
Water	3.7%
Finance and markets	3.7%
Environment and natural resources	3.2%
Trade and competitiveness	3.2%
Jobs	3.2%
Fragility, conflict and violence	2.8%
Public-private partnerships	2.8%
Transport and ICT	2.8%
Urban, rural, and social development	2.3%
Climate change	2.3%
Energy and extractives	1.8%

**H. Background Information (continued)**

<b>3. Currently, do you professionally collaborate/work with the World Bank Group (IDA, IFC, or MIGA) in your country? (Select only ONE response)</b>	<b>Percentage of Respondents (N=211)</b>
Yes	19.9%
No	80.1%

<b>4. Which of the following agencies of the World Bank Group do you primarily engage with in Niger? (Select only ONE response)</b>	<b>Percentage of Respondents (N=178)</b>
The World Bank (International Development Association-IDA)	70.8%
The International Finance Corporation (IFC)	2.8%
The Multilateral Investment Guarantee Agency (MIGA)	6.7%
Other	19.7%

<b>5. Do your projects involve both the World Bank and the IFC?</b>	<b>Percentage of Respondents (N=151)</b>
Yes	26.5%
No	73.5%

<b>6. If yes, what was your view of how the two institutions work together in Niger? (Select only ONE response)</b>	<b>Percentage of Respondents (N=44)</b>
The two institutions work well together	45.5%
The way the two institutions work together needs improvement	18.2%
The two institutions do not work well together	4.5%
Don't know	31.8%

<b>7. Which of the following describes most of your exposure to the World Bank Group in Niger? (Choose no more than TWO)</b>	<b>Percentage of Respondents (Responses Combined; N=209)</b>
Collaborate as part of my professional duties	60.8%
Observer (i.e., follow in media, discuss in informal conversations, etc.)	54.5%
Engage in World Bank Group related/sponsored events/activities	18.7%
Use World Bank Group reports/data	16.7%
Use World Bank Group website for information, data, research, etc.	12.0%

<b>8. What's your gender?</b>	<b>Percentage of Respondents (N=218)</b>
Female	21.6%
Male	78.4%

<b>9. Which best represents your geographic location?</b>	<b>Percentage of Respondents (N=220)</b>
Niamey	74.1%
Dosso	5.9%
Tillaberi	3.6%
Maradi	6.8%
Zinder	1.8%
Diffa	0.0%
Tahoua	5.0%
Agadez	0.5%
Rural areas	2.3%

## Appendix B: Responses to All Questions by Stakeholder Groups<sup>16</sup>

- Employee of a Ministry N=43   ● PMU/Consultant on WBG-supported Project N=16   ● Local Government N=10   ● Bilateral/Multilateral Agency N=11
- Private Sector/Financial Sector/Private Bank N=27   ● CSO N=67   ● Media N=19   ● Academia/Research Institute/Think Tank N=10   ● Other N=15

### A. General Issues facing Niger

In general, would you say that Niger is headed in ... ?

Percentage of Respondents	Employee of a Ministry	PMU/Consultant on WBG-supported Project	Local Government	Bilateral/Multilateral Agency	Private Sector/Financial Sector/Private Bank	CSO	Media	Academia/Research Institute/Think Tank	Other
The right direction	37.5%	43.8%	60.0%	36.4%	29.6%	49.2%	42.1%	28.6%	60.0%
The wrong direction	30.0%	25.0%	10.0%	27.3%	18.5%	16.9%	15.8%	28.6%	20.0%
Not sure	32.5%	31.3%	30.0%	36.4%	51.9%	33.8%	42.1%	42.9%	20.0%

<sup>16</sup> Only 218 respondents provided information about their current positions. Therefore, only these respondents were included in the across-stakeholder analysis presented in this appendix.



## A. General Issues facing Niger (continued)

Listed below are a number of development priorities in Niger. Please identify which of the following you consider the most important development priorities in Niger?  
(Choose no more than THREE)

Percentage of Respondents (Responses combined)	Employee of a Ministry	PMU/Consultant on WBG-supported Project	Local Government	Bilateral/ Multilateral Agency	Private Sector/ Financial Sector/ Private Bank	CSO	Media	Academia/ Research Institute/ Think Tank	Other
Global/regional integration	0.0%	6.3%	0.0%	0.0%	7.4%	4.5%	0.0%	0.0%	6.7%
Food security	67.4%	56.3%	60.0%	72.7%	63.0%	56.1%	68.4%	60.0%	46.7%
Public sector governance/reform	23.3%	6.3%	40.0%	27.3%	22.2%	15.2%	26.3%	20.0%	26.7%
Social protection	2.3%	0.0%	0.0%	0.0%	0.0%	3.0%	15.8%	0.0%	0.0%
Gender equity	2.3%	0.0%	0.0%	0.0%	3.7%	1.5%	0.0%	0.0%	0.0%
Private sector development*	11.6%	18.8%	10.0%	0.0%	25.9%	4.5%	10.5%	0.0%	26.7%
Foreign direct investment attraction	2.3%	0.0%	10.0%	0.0%	0.0%	7.6%	0.0%	0.0%	0.0%
Urban development	4.7%	0.0%	0.0%	9.1%	0.0%	1.5%	0.0%	0.0%	6.7%
Energy	18.6%	18.8%	10.0%	27.3%	3.7%	10.6%	21.1%	30.0%	20.0%
Job creation/employment	4.7%	12.5%	20.0%	9.1%	3.7%	9.1%	15.8%	0.0%	6.7%
Rural development*	16.3%	37.5%	50.0%	36.4%	25.9%	6.1%	0.0%	0.0%	6.7%
Financial markets	0.0%	0.0%	0.0%	0.0%	3.7%	1.5%	0.0%	0.0%	0.0%
Water and sanitation	9.3%	6.3%	0.0%	0.0%	0.0%	7.6%	5.3%	0.0%	0.0%
Environmental sustainability	2.3%	0.0%	0.0%	0.0%	0.0%	0.0%	0.0%	10.0%	0.0%
Equality of opportunity	2.3%	0.0%	0.0%	0.0%	3.7%	6.1%	5.3%	10.0%	6.7%
Health	18.6%	18.8%	20.0%	18.2%	18.5%	15.2%	15.8%	10.0%	13.3%
Climate change	2.3%	6.3%	0.0%	9.1%	7.4%	12.1%	0.0%	0.0%	6.7%
Poverty reduction	11.6%	12.5%	0.0%	9.1%	7.4%	21.2%	10.5%	20.0%	20.0%
Transport	2.3%	0.0%	0.0%	0.0%	3.7%	1.5%	0.0%	10.0%	0.0%
Education	62.8%	62.5%	60.0%	63.6%	48.1%	48.5%	31.6%	70.0%	53.3%
Agricultural development	4.7%	25.0%	20.0%	18.2%	7.4%	18.2%	5.3%	10.0%	13.3%
Trade and exports	0.0%	0.0%	0.0%	0.0%	3.7%	0.0%	0.0%	0.0%	0.0%
Crime and violence*	0.0%	0.0%	0.0%	0.0%	0.0%	1.5%	15.8%	10.0%	0.0%
Anti corruption	16.3%	12.5%	0.0%	0.0%	22.2%	25.8%	31.6%	30.0%	26.7%
Law and justice	2.3%	0.0%	0.0%	0.0%	3.7%	9.1%	10.5%	0.0%	6.7%
Regulatory framework*	0.0%	0.0%	0.0%	0.0%	0.0%	0.0%	0.0%	10.0%	0.0%
Communicable/non-communicable diseases	0.0%	0.0%	0.0%	0.0%	0.0%	0.0%	0.0%	0.0%	0.0%
Natural resource management	7.0%	0.0%	0.0%	0.0%	3.7%	6.1%	5.3%	0.0%	0.0%
Economic growth	0.0%	0.0%	0.0%	0.0%	0.0%	1.5%	5.3%	0.0%	0.0%
Disaster management	0.0%	0.0%	0.0%	0.0%	0.0%	0.0%	0.0%	0.0%	0.0%
Information and communications technology	2.3%	0.0%	0.0%	0.0%	11.1%	1.5%	0.0%	0.0%	0.0%

\*Significantly different between stakeholder groups

**A. General Issues facing Niger (continued)**

The World Bank Group has committed itself to twin goals: ending extreme poverty by 2030 and boosting shared prosperity. Poverty reduction is a broad term that encompasses work in many different areas. Which THREE areas of development listed below do you believe would contribute most to reducing poverty in Niger? (Choose no more than THREE)

Percentage of Respondents (Responses combined)	Employee of a Ministry	PMU/Consultant on WBG-supported Project	Local Government	Bilateral/ Multilateral Agency	Private Sector/ Financial Sector/ Private Bank	CSO	Media	Academia/ Research Institute/ Think Tank	Other
Water and sanitation	14.0%	18.8%	0.0%	0.0%	11.1%	15.6%	21.1%	0.0%	6.7%
Equality of opportunity	4.7%	0.0%	0.0%	9.1%	7.4%	0.0%	10.5%	0.0%	0.0%
Rural development	51.2%	50.0%	50.0%	54.5%	25.9%	29.7%	47.4%	60.0%	26.7%
Climate change	2.3%	0.0%	0.0%	0.0%	7.4%	4.7%	10.5%	0.0%	6.7%
Global/regional integration	0.0%	0.0%	0.0%	0.0%	0.0%	0.0%	0.0%	0.0%	0.0%
Gender equity	2.3%	0.0%	0.0%	0.0%	3.7%	0.0%	0.0%	0.0%	0.0%
Economic growth	9.3%	0.0%	0.0%	18.2%	14.8%	12.5%	10.5%	0.0%	20.0%
Urban development	7.0%	0.0%	0.0%	9.1%	0.0%	1.6%	0.0%	0.0%	13.3%
Regulatory framework	0.0%	6.3%	0.0%	0.0%	0.0%	1.6%	0.0%	10.0%	0.0%
Social protection	2.3%	0.0%	10.0%	0.0%	0.0%	1.6%	10.5%	0.0%	0.0%
Law and justice	4.7%	0.0%	0.0%	0.0%	7.4%	17.2%	10.5%	0.0%	20.0%
Transport	7.0%	6.3%	20.0%	0.0%	3.7%	6.3%	10.5%	10.0%	0.0%
Crime and violence	0.0%	0.0%	0.0%	0.0%	3.7%	1.6%	5.3%	0.0%	13.3%
Communicable/non-communicable diseases	0.0%	0.0%	0.0%	0.0%	0.0%	0.0%	0.0%	0.0%	0.0%
Information and communications technology	0.0%	0.0%	0.0%	0.0%	3.7%	1.6%	0.0%	0.0%	0.0%
Anti corruption	20.9%	37.5%	40.0%	18.2%	44.4%	34.4%	21.1%	40.0%	46.7%
Education	41.9%	50.0%	60.0%	72.7%	25.9%	51.6%	31.6%	60.0%	33.3%
Foreign direct investment attraction	0.0%	0.0%	0.0%	0.0%	11.1%	1.6%	0.0%	0.0%	0.0%
Energy	11.6%	12.5%	0.0%	0.0%	3.7%	6.3%	10.5%	30.0%	6.7%
Public sector governance/reform	30.2%	6.3%	30.0%	0.0%	11.1%	9.4%	15.8%	20.0%	13.3%
Private sector development*	4.7%	6.3%	0.0%	0.0%	25.9%	6.3%	10.5%	0.0%	6.7%
Natural resource management	4.7%	12.5%	10.0%	0.0%	3.7%	4.7%	5.3%	0.0%	0.0%
Environmental sustainability	2.3%	0.0%	0.0%	0.0%	0.0%	0.0%	0.0%	0.0%	6.7%
Health	30.2%	31.3%	10.0%	45.5%	14.8%	21.9%	10.5%	10.0%	13.3%
Agricultural development	30.2%	18.8%	50.0%	54.5%	14.8%	32.8%	31.6%	20.0%	46.7%
Disaster management	0.0%	0.0%	0.0%	0.0%	0.0%	0.0%	0.0%	0.0%	0.0%
Job creation/employment	4.7%	25.0%	0.0%	9.1%	14.8%	9.4%	21.1%	10.0%	13.3%
Financial markets	0.0%	0.0%	0.0%	0.0%	7.4%	1.6%	0.0%	0.0%	0.0%
Trade and exports	0.0%	0.0%	0.0%	0.0%	3.7%	0.0%	0.0%	10.0%	0.0%
Food security	9.3%	18.8%	20.0%	9.1%	29.6%	21.9%	5.3%	20.0%	0.0%

\*Significantly different between stakeholder groups

### A. General Issues facing Niger (continued)

The World Bank Group's "Shared Prosperity" goal captures two key elements, economic growth and equity. It will seek to foster income growth among the bottom 40 percent of a country's population. Improvement in the Shared Prosperity Indicator requires growth and well-being of the less well-off. When thinking about the idea of "shared prosperity" in your country, which of the following TWO best illustrate how this would be achieved in Niger? (Choose no more than TWO)

Percentage of Respondents (Responses combined)	Employee of a Ministry	PMU/Consultant on WBG-supported Project	Local Government	Bilateral/Multilateral Agency	Private Sector/Financial Sector/Private Bank	CSO	Media	Academia/Research Institute/Think Tank	Other
Consistent economic growth	28.6%	25.0%	50.0%	20.0%	37.0%	33.8%	21.1%	33.3%	26.7%
More reliable social safety net	26.2%	12.5%	0.0%	10.0%	18.5%	20.0%	10.5%	22.2%	6.7%
Greater access to finance for the poor	16.7%	6.3%	10.0%	40.0%	22.2%	15.4%	31.6%	22.2%	6.7%
Greater voice and participation for citizens to help ensure greater accountability	2.4%	0.0%	0.0%	0.0%	11.1%	3.1%	0.0%	22.2%	6.7%
Greater access to health and nutrition for citizens*	19.0%	37.5%	50.0%	20.0%	7.4%	4.6%	15.8%	0.0%	20.0%
Better entrepreneurial opportunities	4.8%	18.8%	0.0%	10.0%	11.1%	10.8%	10.5%	11.1%	6.7%
A growing middle class	4.8%	0.0%	0.0%	10.0%	7.4%	12.3%	5.3%	11.1%	6.7%
Better opportunity for the poor who live in rural areas	28.6%	18.8%	20.0%	30.0%	18.5%	23.1%	10.5%	11.1%	26.7%
Better opportunity for the poor who live in urban areas*	26.2%	25.0%	20.0%	30.0%	7.4%	3.1%	5.3%	11.1%	0.0%
Better employment opportunities for young people	9.5%	25.0%	10.0%	10.0%	22.2%	13.8%	21.1%	22.2%	33.3%
Better employment opportunities for women	4.8%	0.0%	10.0%	0.0%	3.7%	18.5%	5.3%	0.0%	13.3%
Greater equity of fiscal policy	14.3%	0.0%	10.0%	0.0%	3.7%	4.6%	15.8%	0.0%	20.0%
Education and training that better ensure job opportunity	11.9%	25.0%	20.0%	20.0%	18.5%	27.7%	36.8%	22.2%	20.0%
Better quality public services	2.4%	6.3%	0.0%	0.0%	11.1%	7.7%	10.5%	0.0%	6.7%
Other	0.0%	0.0%	0.0%	0.0%	0.0%	0.0%	0.0%	0.0%	0.0%

\*Significantly different between stakeholder groups

Do you think the gap between the rich and the poor is a very big problem, a moderately big problem, a small problem, or not a problem at all in Niger? (Select only ONE response)

Percentage of Respondents	Employee of a Ministry	PMU/Consultant on WBG-supported Project	Local Government	Bilateral/Multilateral Agency	Private Sector/Financial Sector/Private Bank	CSO	Media	Academia/Research Institute/Think Tank	Other
A very big problem	70.7%	53.3%	44.4%	40.0%	76.9%	59.7%	84.2%	80.0%	66.7%
A moderately big problem	26.8%	26.7%	33.3%	40.0%	11.5%	23.9%	10.5%	20.0%	26.7%
A small problem	0.0%	13.3%	11.1%	20.0%	7.7%	10.4%	5.3%	0.0%	6.7%
Not a problem at all	0.0%	0.0%	11.1%	0.0%	0.0%	6.0%	0.0%	0.0%	0.0%
Don't know	2.4%	6.7%	0.0%	0.0%	3.8%	0.0%	0.0%	0.0%	0.0%

In your view, is global climate change a very serious problem, somewhat serious, not too serious, or not a problem? (Select only ONE response)

Percentage of Respondents	Employee of a Ministry	PMU/Consultant on WBG-supported Project	Local Government	Bilateral/Multilateral Agency	Private Sector/Financial Sector/Private Bank	CSO	Media	Academia/Research Institute/Think Tank	Other
A very serious problem	75.6%	62.5%	88.9%	50.0%	73.1%	82.1%	63.2%	80.0%	80.0%
A somewhat serious problem	19.5%	37.5%	11.1%	40.0%	23.1%	11.9%	36.8%	20.0%	20.0%
Not too serious problem	4.9%	0.0%	0.0%	10.0%	3.8%	3.0%	0.0%	0.0%	0.0%
Not a problem	0.0%	0.0%	0.0%	0.0%	0.0%	0.0%	0.0%	0.0%	0.0%
Don't know	0.0%	0.0%	0.0%	0.0%	0.0%	3.0%	0.0%	0.0%	0.0%

**B. Overall Attitudes toward the World Bank Group**

	Employee of a Ministry			PMU/Consultant on WBG-supported Project			Local Government			Bilateral/Multilateral Agency			Private Sector/Financial Sector/Private Bank			CSO			Media			Academia/Research Institute/Think Tank			Other		
	N	Mean	SD	N	Mean	SD	N	Mean	SD	N	Mean	SD	N	Mean	SD	N	Mean	SD	N	Mean	SD	N	Mean	SD	N	Mean	SD
How familiar are you with the work of the World Bank Group in Niger?*	43	4.98	2.01	16	6.19	1.64	10	7.20	1.32	11	5.45	0.93	27	4.48	2.03	66	5.20	2.63	19	3.84	2.65	9	4.89	2.03	15	6.07	2.09

(1-Not familiar at all, 10-Extremely familiar) \*Significantly different between stakeholder groups

	Employee of a Ministry			PMU/Consultant on WBG-supported Project			Local Government			Bilateral/Multilateral Agency			Private Sector/Financial Sector/Private Bank			CSO			Media			Academia/Research Institute/Think Tank			Other		
	N	Mean	SD	N	Mean	SD	N	Mean	SD	N	Mean	SD	N	Mean	SD	N	Mean	SD	N	Mean	SD	N	Mean	SD	N	Mean	SD
Overall, please rate your impression of the World Bank Group's effectiveness in Niger.	39	6.26	2.15	16	7.44	1.79	9	7.44	1.51	10	6.30	1.16	20	6.25	2.05	53	6.28	2.37	16	6.94	2.98	7	6.43	0.98	13	7.54	1.61

(1-Not effective at all, 10-Very effective)

	Employee of a Ministry			PMU/Consultant on WBG-supported Project			Local Government			Bilateral/Multilateral Agency			Private Sector/Financial Sector/Private Bank			CSO			Media			Academia/Research Institute/Think Tank			Other		
	N	Mean	SD	N	Mean	SD	N	Mean	SD	N	Mean	SD	N	Mean	SD	N	Mean	SD	N	Mean	SD	N	Mean	SD	N	Mean	SD
To what extent do you believe the World Bank Group's staff is well prepared to help Niger solve its most complicated development challenges?	37	6.49	1.66	16	7.06	1.77	8	7.00	1.69	11	6.64	1.36	19	6.26	2.40	52	6.88	2.43	14	6.43	2.03	7	6.57	1.51	13	8.15	1.52

(1-To no degree at all, 10-To a very significant degree)



## B. Overall Attitudes toward the World Bank Group (continued)

When thinking about how the World Bank Group can have the most impact on development results in Niger, in which sectoral areas do you believe the World Bank Group should focus most of its resources (financial and knowledge services) in Niger? (Choose no more than THREE)

Percentage of Respondents (Responses combined)	Employee of a Ministry	PMU/Consultant on WBG-supported Project	Local Government	Bilateral/ Multilateral Agency	Private Sector/ Financial Sector/ Private Bank	CSO	Media	Academia/ Research Institute/ Think Tank	Other
Health*	72.1%	62.5%	60.0%	90.9%	33.3%	41.5%	57.9%	30.0%	53.3%
Crime and violence	0.0%	0.0%	0.0%	0.0%	0.0%	6.2%	5.3%	0.0%	6.7%
Transport	0.0%	6.3%	0.0%	0.0%	7.4%	6.2%	0.0%	0.0%	0.0%
Agricultural development	25.6%	18.8%	10.0%	45.5%	18.5%	24.6%	36.8%	50.0%	6.7%
Global/regional integration	0.0%	0.0%	0.0%	0.0%	0.0%	0.0%	0.0%	0.0%	0.0%
Job creation/employment	14.0%	31.3%	30.0%	18.2%	22.2%	6.2%	15.8%	20.0%	6.7%
Public sector governance/reform	11.6%	12.5%	10.0%	18.2%	11.1%	13.8%	5.3%	10.0%	26.7%
Social protection	2.3%	0.0%	0.0%	0.0%	0.0%	3.1%	5.3%	0.0%	0.0%
Rural development	18.6%	31.3%	30.0%	27.3%	11.1%	15.4%	21.1%	0.0%	0.0%
Foreign direct investment attraction	0.0%	0.0%	10.0%	0.0%	0.0%	1.5%	0.0%	0.0%	0.0%
Education	53.5%	37.5%	60.0%	36.4%	37.0%	52.3%	42.1%	40.0%	46.7%
Energy	4.7%	12.5%	0.0%	0.0%	7.4%	6.2%	10.5%	30.0%	6.7%
Gender equity	2.3%	0.0%	0.0%	0.0%	3.7%	1.5%	0.0%	0.0%	6.7%
Financial markets	0.0%	0.0%	0.0%	0.0%	3.7%	1.5%	0.0%	0.0%	0.0%
Urban development	2.3%	0.0%	0.0%	9.1%	0.0%	0.0%	0.0%	0.0%	6.7%
Environmental sustainability	2.3%	0.0%	0.0%	0.0%	3.7%	1.5%	0.0%	10.0%	0.0%
Economic growth	2.3%	0.0%	0.0%	0.0%	14.8%	4.6%	0.0%	10.0%	6.7%
Private sector development	7.0%	25.0%	0.0%	0.0%	25.9%	12.3%	15.8%	20.0%	26.7%
Water and sanitation	4.7%	12.5%	0.0%	0.0%	3.7%	3.1%	0.0%	0.0%	0.0%
Food security	16.3%	25.0%	30.0%	9.1%	25.9%	20.0%	21.1%	30.0%	20.0%
Climate change	2.3%	6.3%	0.0%	0.0%	0.0%	10.8%	0.0%	0.0%	6.7%
Information and communications technology	2.3%	0.0%	0.0%	0.0%	7.4%	6.2%	0.0%	0.0%	0.0%
Trade and exports	0.0%	6.3%	0.0%	0.0%	3.7%	0.0%	5.3%	0.0%	6.7%
Equality of opportunity	2.3%	0.0%	0.0%	0.0%	7.4%	0.0%	5.3%	0.0%	6.7%
Law and justice	2.3%	0.0%	0.0%	0.0%	3.7%	7.7%	15.8%	0.0%	0.0%
Regulatory framework	0.0%	0.0%	0.0%	0.0%	0.0%	1.5%	0.0%	0.0%	6.7%
Communicable/non-communicable diseases	2.3%	0.0%	0.0%	9.1%	0.0%	0.0%	0.0%	0.0%	0.0%
Natural resource management	7.0%	6.3%	10.0%	0.0%	0.0%	4.6%	0.0%	0.0%	0.0%
Poverty reduction	25.6%	6.3%	50.0%	36.4%	22.2%	15.4%	26.3%	30.0%	20.0%
Anti corruption	11.6%	0.0%	0.0%	0.0%	22.2%	26.2%	10.5%	20.0%	20.0%
Disaster management	0.0%	0.0%	0.0%	0.0%	0.0%	3.1%	0.0%	0.0%	6.7%

\*Significantly different between stakeholder groups





## B. Overall Attitudes toward the World Bank Group (continued)

When thinking about the World Bank Group's role, which activity do you believe is of greatest VALUE and which activity is of second greatest value in Niger?

Greatest Value Percentage of Respondents	Employee of a Ministry	PMU/Consultant on WBG-supported Project	Local Government	Bilateral/ Multilateral Agency	Private Sector/ Financial Sector/ Private Bank	CSO	Media	Academia/ Research Institute/ Think Tank	Other
Policy advice, studies, analyses	9.5%	12.5%	0.0%	0.0%	16.0%	14.5%	10.5%	0.0%	7.1%
Data and statistics	0.0%	0.0%	0.0%	0.0%	4.0%	1.6%	5.3%	0.0%	7.1%
Convening/facilitating*	14.3%	18.8%	30.0%	36.4%	16.0%	4.8%	5.3%	0.0%	21.4%
Financial resources	26.2%	12.5%	30.0%	27.3%	20.0%	12.9%	21.1%	30.0%	14.3%
Capacity development	16.7%	12.5%	10.0%	9.1%	4.0%	25.8%	5.3%	30.0%	35.7%
Technical assistance	7.1%	18.8%	10.0%	9.1%	12.0%	11.3%	5.3%	10.0%	0.0%
Help to bring discipline/effective supervision to implementation of investment projects	21.4%	12.5%	20.0%	18.2%	12.0%	19.4%	36.8%	10.0%	14.3%
Mobilizing third party financial resources	2.4%	6.3%	0.0%	0.0%	12.0%	4.8%	5.3%	0.0%	0.0%
Donor coordination	2.4%	6.3%	0.0%	0.0%	0.0%	4.8%	5.3%	0.0%	0.0%
Linkage to non-Bank expertise (i.e., South-South knowledge sharing)*	0.0%	0.0%	0.0%	0.0%	4.0%	0.0%	0.0%	20.0%	0.0%
Other	0.0%	0.0%	0.0%	0.0%	0.0%	0.0%	0.0%	0.0%	0.0%

\*Significantly different between stakeholder groups

2nd Greatest Value Percentage of Respondents	Employee of a Ministry	PMU/Consultant on WBG-supported Project	Local Government	Bilateral/ Multilateral Agency	Private Sector/ Financial Sector/ Private Bank	CSO	Media	Academia/ Research Institute/ Think Tank	Other
Policy advice, studies, analyses	26.2%	18.8%	20.0%	36.4%	4.0%	14.3%	15.8%	22.2%	0.0%
Data and statistics	4.8%	0.0%	10.0%	0.0%	8.0%	4.8%	5.3%	11.1%	0.0%
Convening/facilitating	7.1%	0.0%	0.0%	9.1%	4.0%	9.5%	15.8%	0.0%	0.0%
Financial resources	2.4%	6.3%	10.0%	0.0%	12.0%	6.3%	21.1%	11.1%	0.0%
Capacity development	2.4%	18.8%	30.0%	18.2%	20.0%	9.5%	10.5%	0.0%	28.6%
Technical assistance	14.3%	18.8%	10.0%	0.0%	16.0%	20.6%	21.1%	11.1%	14.3%
Help to bring discipline/effective supervision to implementation of investment projects	19.0%	18.8%	20.0%	27.3%	12.0%	11.1%	0.0%	11.1%	35.7%
Mobilizing third party financial resources	9.5%	0.0%	0.0%	0.0%	12.0%	7.9%	5.3%	11.1%	7.1%
Donor coordination	9.5%	18.8%	0.0%	9.1%	8.0%	11.1%	5.3%	0.0%	14.3%
Linkage to non-Bank expertise (i.e., South-South knowledge sharing)	4.8%	0.0%	0.0%	0.0%	4.0%	4.8%	0.0%	22.2%	0.0%
Other	0.0%	0.0%	0.0%	0.0%	0.0%	0.0%	0.0%	0.0%	0.0%

## B. Overall Attitudes toward the World Bank Group (continued)

Which of the following do you identify as the World Bank Group's greatest WEAKNESSES in its work in Niger? (Choose no more than TWO)

Percentage of Respondents (Responses combined)	Employee of a Ministry	PMU/Consultant on WBG-supported Project	Local Government	Bilateral/ Multilateral Agency	Private Sector/ Financial Sector/ Private Bank	CSO	Media	Academia/ Research Institute/ Think Tank	Other
Too influenced by developed countries	27.9%	0.0%	10.0%	9.1%	23.1%	17.9%	42.1%	30.0%	21.4%
Not exploring alternative policy options*	32.6%	62.5%	70.0%	63.6%	15.4%	17.9%	5.3%	0.0%	42.9%
Not collaborating enough with stakeholders outside the Government	16.3%	6.3%	0.0%	9.1%	19.2%	26.9%	36.8%	20.0%	7.1%
Its advice and strategies do not lend themselves to practical problem solving	9.3%	6.3%	0.0%	0.0%	7.7%	4.5%	5.3%	10.0%	14.3%
Not enough public disclosure of its work	18.6%	6.3%	0.0%	0.0%	11.5%	19.4%	21.1%	10.0%	0.0%
Arrogant in its approach	9.3%	0.0%	10.0%	0.0%	0.0%	6.0%	5.3%	0.0%	0.0%
Not client focused	14.0%	12.5%	20.0%	36.4%	3.8%	10.4%	0.0%	0.0%	14.3%
The credibility of its knowledge/data*	0.0%	0.0%	0.0%	18.2%	0.0%	1.5%	0.0%	10.0%	0.0%
World Bank Group's processes too complex	16.3%	18.8%	10.0%	18.2%	15.4%	28.4%	5.3%	20.0%	28.6%
Not willing to honestly criticize policies and reform efforts in the country	14.0%	12.5%	20.0%	0.0%	15.4%	0.0%	15.8%	10.0%	21.4%
Staff too inaccessible	4.7%	6.3%	10.0%	0.0%	11.5%	11.9%	5.3%	10.0%	14.3%
Imposing technocratic solutions without regard to political realities	7.0%	12.5%	10.0%	36.4%	7.7%	10.4%	15.8%	30.0%	14.3%
World Bank Group's processes too slow	7.0%	12.5%	10.0%	0.0%	15.4%	9.0%	0.0%	0.0%	0.0%
Not aligned with other donors' work	2.3%	0.0%	10.0%	9.1%	3.8%	1.5%	0.0%	0.0%	0.0%
Not aligned with country priorities	2.3%	0.0%	20.0%	0.0%	3.8%	7.5%	5.3%	0.0%	0.0%
Not adequately sensitive to political/social realities in Niger*	9.3%	25.0%	0.0%	0.0%	15.4%	9.0%	10.5%	50.0%	21.4%
Other	0.0%	0.0%	0.0%	0.0%	3.8%	0.0%	0.0%	0.0%	0.0%
Don't know	2.3%	6.3%	0.0%	0.0%	7.7%	6.0%	5.3%	0.0%	0.0%

\*Significantly different between stakeholder groups

Which World Bank Group's mechanisms do you believe are the MOST effective in reducing poverty in Niger? (Choose no more than TWO)

Percentage of Respondents (Responses combined)	Employee of a Ministry	PMU/Consultant on WBG-supported Project	Local Government	Bilateral/ Multilateral Agency	Private Sector/ Financial Sector/ Private Bank	CSO	Media	Academia/ Research Institute/ Think Tank	Other
Mobilization of additional resources*	67.4%	68.8%	50.0%	63.6%	40.7%	35.8%	36.8%	20.0%	50.0%
Knowledge products/services	0.0%	0.0%	10.0%	0.0%	7.4%	7.5%	5.3%	10.0%	14.3%
Capacity development*	18.6%	18.8%	30.0%	9.1%	48.1%	50.7%	15.8%	60.0%	42.9%
Technical assistance	20.9%	6.3%	10.0%	9.1%	3.7%	10.4%	15.8%	20.0%	14.3%
Investment lending	58.1%	50.0%	50.0%	63.6%	51.9%	38.8%	42.1%	40.0%	50.0%
Policy based lending/budget support to the Government	16.3%	43.8%	50.0%	27.3%	22.2%	22.4%	36.8%	10.0%	21.4%
Multi-sectoral approaches	9.3%	6.3%	0.0%	18.2%	18.5%	23.9%	21.1%	20.0%	7.1%
Other*	0.0%	0.0%	0.0%	0.0%	0.0%	0.0%	0.0%	10.0%	0.0%
Don't know	2.3%	6.3%	0.0%	0.0%	0.0%	3.0%	5.3%	0.0%	0.0%

\*Significantly different between stakeholder groups

## B. Overall Attitudes toward the World Bank Group (continued)

To what extent do you believe that the World Bank Group's work and support help the poorest in Niger?\* (Select only ONE response)

Percentage of Respondents	Employee of a Ministry	PMU/Consultant on WBG-supported Project	Local Government	Bilateral/Multilateral Agency	Private Sector/Financial Sector/Private Bank	CSO	Media	Academia/Research Institute/Think Tank	Other
To a fully sufficient degree	34.9%	31.3%	10.0%	54.5%	8.0%	32.8%	26.3%	10.0%	35.7%
To a somewhat sufficient degree	27.9%	43.8%	70.0%	18.2%	52.0%	34.3%	15.8%	30.0%	50.0%
To a somewhat insufficient degree	23.3%	25.0%	10.0%	27.3%	16.0%	13.4%	26.3%	10.0%	7.1%
To a very insufficient degree	7.0%	0.0%	0.0%	0.0%	4.0%	11.9%	26.3%	30.0%	0.0%
Don't know	7.0%	0.0%	10.0%	0.0%	20.0%	7.5%	5.3%	20.0%	7.1%

\*Significantly different between stakeholder groups

In addition to the regular relations with the national government, which TWO of the following groups should the World Bank Group collaborate with more in your country? (Choose no more than TWO)

Percentage of Respondents (Responses combined)	Employee of a Ministry	PMU/Consultant on WBG-supported Project	Local Government	Bilateral/Multilateral Agency	Private Sector/Financial Sector/Private Bank	CSO	Media	Academia/Research Institute/Think Tank	Other
Parliament	4.7%	6.3%	10.0%	18.2%	11.1%	17.9%	10.5%	0.0%	0.0%
Donor community	9.3%	6.3%	10.0%	9.1%	7.4%	9.0%	0.0%	0.0%	21.4%
Media*	23.3%	25.0%	10.0%	9.1%	11.1%	23.9%	63.2%	20.0%	21.4%
Local Government	41.9%	31.3%	40.0%	45.5%	14.8%	23.9%	21.1%	30.0%	28.6%
Private sector*	27.9%	50.0%	30.0%	18.2%	59.3%	19.4%	15.8%	40.0%	42.9%
Academia/think tanks/research institutes*	7.0%	6.3%	0.0%	0.0%	7.4%	11.9%	5.3%	60.0%	14.3%
NGOs/Community-Based Organizations	41.9%	25.0%	40.0%	54.5%	37.0%	46.3%	36.8%	10.0%	28.6%
Youth/university groups	4.7%	0.0%	0.0%	18.2%	7.4%	6.0%	0.0%	20.0%	21.4%
Beneficiaries	32.6%	18.8%	20.0%	9.1%	29.6%	37.3%	31.6%	10.0%	14.3%
Foundations*	0.0%	18.8%	0.0%	0.0%	0.0%	0.0%	5.3%	0.0%	7.1%
Other*	2.3%	0.0%	20.0%	9.1%	0.0%	0.0%	0.0%	0.0%	0.0%
Don't know	2.3%	6.3%	20.0%	9.1%	7.4%	1.5%	5.3%	0.0%	0.0%

\*Significantly different between stakeholder groups

To what extent do you agree with the following statements about the World Bank Group's work in Niger? (1-Strongly disagree, 10-Strongly agree)

	Employee of a Ministry			PMU/Consultant on WBG-supported Project			Local Government			Bilateral/Multilateral Agency			Private Sector/Financial Sector/Private Bank			CSO			Media			Academia/Research Institute/Think Tank			Other		
	N	Mean	SD	N	Mean	SD	N	Mean	SD	N	Mean	SD	N	Mean	SD	N	Mean	SD	N	Mean	SD	N	Mean	SD	N	Mean	SD
Overall the World Bank Group currently plays a relevant role in development in Niger*	40	7.00	2.38	16	8.38	1.59	10	7.80	1.87	10	7.50	1.90	21	6.14	2.24	56	7.16	2.29	17	5.41	3.14	8	5.13	1.96	12	8.17	1.90
The World Bank Group's work is aligned with what I consider the development priorities for Niger	39	5.85	2.22	16	6.31	2.24	10	6.90	1.85	10	6.70	1.49	18	5.83	2.07	49	5.71	2.29	11	5.18	2.93	8	5.25	2.12	9	5.67	2.40

\*Significantly different between stakeholder groups



## B. Overall Attitudes toward the World Bank Group (continued)

To what extent is the World Bank Group an effective development partner in Niger, in terms of each of the following? (1-To no degree at all, 10-To a very significant degree)

	Employee of a Ministry			PMU/Consultant on WBG-supported Project			Local Government			Bilateral/Multilateral Agency			Private Sector/Financial Sector/Private Bank			CSO			Media			Academia/Research Institute/Think Tank			Other		
	N	Mean	SD	N	Mean	SD	N	Mean	SD	N	Mean	SD	N	Mean	SD	N	Mean	SD	N	Mean	SD	N	Mean	SD	N	Mean	SD
Responsiveness to needs	29	4.62	1.92	11	4.36	1.80	7	6.14	1.07	8	4.50	1.60	17	5.47	2.24	42	4.57	2.62	7	3.43	2.15	6	5.17	2.23	7	6.43	1.90
Flexibility (in terms of the institution's products and services)	27	4.41	2.59	11	4.45	2.07	5	5.20	1.64	8	4.38	1.51	16	4.69	2.50	40	4.60	2.68	9	4.44	2.24	4	5.75	2.22	6	7.33	2.58
Flexibility (in terms of changing country circumstances)*	24	4.08	2.45	12	5.08	2.50	5	5.40	2.70	6	3.67	1.86	16	4.88	1.96	42	4.79	2.51	6	3.17	2.32	5	5.40	1.52	6	7.67	1.75
Being inclusive	20	4.75	2.94	10	5.80	3.49	1	8.00	-	6	4.00	1.10	11	6.18	1.83	30	5.37	2.55	6	4.50	2.95	5	5.80	2.17	5	7.00	2.55
Openness (sharing data and other information)	26	4.92	2.87	12	6.25	2.18	3	8.00	0.00	8	5.00	3.12	14	5.43	2.65	37	6.16	2.62	9	3.44	2.70	4	6.00	1.15	8	6.50	2.00
Collaboration with the Government*	39	7.95	1.88	15	7.40	2.38	10	8.80	1.55	10	7.10	3.11	18	6.06	2.29	51	7.31	2.18	12	7.75	2.56	6	6.17	2.48	11	8.91	1.51
The speed in which it gets things accomplished on the ground*	31	5.52	2.36	14	6.71	1.90	9	7.67	2.24	8	5.38	1.51	15	4.80	2.14	40	5.68	2.48	9	4.89	2.85	5	5.00	1.41	9	7.56	2.30
Ease of access to the people at the World Bank Group who are making decisions important to my work	29	4.86	3.08	9	5.89	2.67	4	4.25	3.20	6	6.00	1.55	14	5.07	2.46	46	4.61	2.73	8	3.38	2.50	5	3.00	2.55	8	3.88	3.60
Collaboration with civil society	28	6.57	1.81	14	6.00	2.22	9	6.78	1.20	9	6.11	0.78	18	5.89	1.84	51	5.92	2.61	10	5.30	2.71	6	5.00	2.10	11	5.91	2.59
Staff accessibility	26	4.42	2.76	10	4.70	2.79	6	3.50	3.99	7	5.14	1.77	14	4.79	2.81	45	3.64	2.82	10	3.40	2.46	4	4.25	2.06	7	5.71	3.55
Collaboration with other donors and development partners	34	7.47	1.85	16	7.38	1.41	6	6.67	1.75	10	7.20	1.69	14	6.71	1.86	43	7.09	2.24	9	8.78	1.09	6	6.00	1.67	9	6.00	3.00
Collaboration with the private sector	26	6.12	2.49	15	6.80	2.14	9	7.78	1.39	9	6.44	0.73	16	5.88	2.03	42	6.71	2.37	9	4.67	2.50	4	6.00	1.63	10	6.10	2.47
Straightforwardness and honesty	25	7.00	2.31	12	6.42	2.50	4	9.25	0.50	5	5.80	2.59	14	6.14	2.74	31	6.45	2.71	9	6.00	3.81	4	7.00	1.15	8	8.00	1.85
Treating clients and stakeholders in Niger with respect	22	6.68	2.28	6	6.67	3.27	3	9.33	0.58	3	7.33	3.06	14	6.00	2.66	37	6.32	2.74	9	6.67	3.12	5	6.60	1.34	6	7.83	2.14
Being a long-term partner	37	8.65	1.65	14	8.57	1.50	8	8.75	1.28	10	8.20	2.35	14	7.71	2.09	50	8.24	1.72	9	8.89	1.27	6	8.00	2.10	9	7.78	2.49

\*Significantly different between stakeholder groups

## B. Overall Attitudes toward the World Bank Group (continued)

When World Bank Group assisted reform efforts fail or are slow to take place, which of the following would you attribute this to? (Choose no more than TWO)

Percentage of Respondents (Responses combined)	Employee of a Ministry	PMU/Consultant on WBG-supported Project	Local Government	Bilateral/ Multilateral Agency	Private Sector/ Financial Sector/ Private Bank	CSO	Media	Academia/ Research Institute/ Think Tank	Other
The Government works inefficiently*	72.1%	81.3%	70.0%	90.0%	44.4%	56.1%	72.2%	50.0%	30.8%
Poor donor coordination	7.0%	0.0%	0.0%	0.0%	3.7%	9.1%	5.6%	10.0%	7.7%
The World Bank Group is not sensitive enough to political/social realities on the ground	11.6%	18.8%	40.0%	10.0%	22.2%	18.2%	11.1%	30.0%	30.8%
Lack of/inadequate levels of capacity in Government	14.0%	12.5%	20.0%	10.0%	14.8%	10.6%	11.1%	20.0%	30.8%
There is not an adequate level of citizen/civil society participation*	48.8%	50.0%	30.0%	80.0%	22.2%	30.3%	38.9%	20.0%	38.5%
The World Bank Group works too slowly	18.6%	6.3%	20.0%	0.0%	25.9%	27.3%	11.1%	10.0%	7.7%
The World Bank Group does not do adequate follow through/follow-up	4.7%	6.3%	0.0%	0.0%	3.7%	3.0%	11.1%	0.0%	0.0%
Political pressures and obstacles	9.3%	18.8%	20.0%	0.0%	25.9%	15.2%	16.7%	10.0%	23.1%
Reforms are not well thought out in light of country challenges	9.3%	6.3%	0.0%	0.0%	18.5%	19.7%	11.1%	40.0%	30.8%
Other	0.0%	0.0%	0.0%	0.0%	3.7%	1.5%	0.0%	0.0%	0.0%

\*Significantly different between stakeholder groups



### C. World Bank Group's Effectiveness and Results

In your opinion, how IMPORTANT is it for the World Bank Group to be involved in the following areas of development in Niger? (1-Not important at all, 10-Very important)

	Employee of a Ministry			PMU/Consultant on WBG-supported Project			Local Government			Bilateral/Multilateral Agency			Private Sector/Financial Sector/Private Bank			CSO			Media			Academia/Research Institute/Think Tank			Other		
	N	Mean	SD	N	Mean	SD	N	Mean	SD	N	Mean	SD	N	Mean	SD	N	Mean	SD	N	Mean	SD	N	Mean	SD	N	Mean	SD
Crime and violence*	23	5.13	2.85	10	5.40	2.41	7	6.29	3.15	7	3.43	1.72	19	6.89	2.51	52	6.81	2.98	15	6.33	3.54	7	4.43	2.82	12	5.67	3.26
Financial markets	25	5.76	2.73	10	6.30	2.54	7	7.86	2.12	6	3.83	2.14	18	7.11	2.93	46	7.28	2.83	14	6.21	3.31	8	6.13	2.80	10	7.20	2.49
Transport*	30	6.73	2.78	10	7.00	2.26	7	8.14	2.34	5	4.40	3.21	22	8.59	1.79	55	7.82	2.56	16	7.25	2.96	8	6.63	3.25	11	7.00	2.41
Anti corruption*	37	7.22	2.52	13	7.62	1.76	6	7.00	3.69	7	6.14	2.97	22	8.91	1.51	58	8.69	2.11	17	8.18	2.79	8	7.38	3.11	12	8.17	2.25
Law and justice*	25	6.84	3.06	10	5.00	2.45	6	6.67	3.67	7	3.86	1.77	21	8.95	1.83	52	8.40	2.59	12	8.17	3.38	8	7.00	3.02	9	8.00	2.96
Urban development*	32	6.69	2.39	12	5.92	2.43	7	7.71	2.63	8	4.75	1.16	20	8.05	2.16	55	7.31	2.31	12	8.17	1.95	8	5.25	1.49	13	8.00	2.08
Environmental sustainability*	30	6.73	2.92	12	7.00	2.45	6	6.67	2.66	4	4.75	3.10	18	8.06	1.76	56	8.34	2.22	13	7.54	2.33	7	7.86	2.12	9	8.33	2.00
Trade and exports	24	6.54	2.54	9	6.67	2.06	5	7.60	2.30	5	5.40	2.70	19	7.74	2.51	48	7.23	2.72	11	6.09	3.42	7	6.00	2.08	9	8.22	1.99
Information and communications technology*	26	6.69	2.43	9	6.78	2.05	6	7.67	2.58	5	4.60	2.88	18	8.28	2.05	55	8.44	2.23	13	8.00	2.71	7	6.71	2.93	9	8.44	1.81
Poverty reduction*	36	7.72	2.11	12	8.50	1.62	10	8.30	1.70	7	7.57	2.37	20	9.05	1.54	58	9.03	1.50	14	8.86	1.88	8	7.75	1.91	13	8.15	2.08
Gender equity*	24	5.33	2.73	9	5.00	2.60	8	7.13	1.89	8	5.38	2.39	19	7.37	2.48	50	7.62	2.73	11	5.73	2.90	7	5.57	2.82	8	7.75	3.15
Private sector development	32	7.50	1.59	16	7.69	1.14	9	8.00	2.55	8	7.13	0.83	22	8.00	2.65	58	8.12	2.36	16	7.50	2.88	9	7.56	1.74	14	8.43	1.45
Foreign direct investment attraction	24	7.21	2.54	10	6.90	2.42	5	7.00	3.24	4	6.50	2.08	19	8.00	2.26	51	7.78	2.66	12	7.83	2.69	7	6.86	2.61	8	8.25	2.05
Water and sanitation	31	7.00	2.54	9	7.67	2.12	9	7.00	2.87	8	5.75	2.38	21	8.33	1.77	57	8.18	2.34	14	8.00	2.69	7	7.14	1.77	11	7.55	2.50
Regulatory framework*	23	6.04	2.40	8	5.13	2.70	4	6.50	4.04	4	3.00	1.15	19	8.16	2.29	50	7.30	2.60	12	6.08	3.23	6	7.00	2.76	8	8.50	2.00
Economic growth	30	7.27	1.98	10	7.80	1.93	6	8.83	1.33	8	6.50	2.51	23	8.17	1.87	58	8.17	2.30	13	8.92	1.44	7	7.86	1.86	11	8.27	1.85
Energy	34	7.65	2.00	15	6.93	2.02	10	7.40	2.41	11	7.00	1.79	22	8.36	1.65	58	7.98	2.26	15	8.07	2.71	7	7.71	2.21	13	7.23	2.28
Disaster management*	31	7.06	2.38	12	7.17	1.53	9	8.11	1.69	9	6.33	1.58	20	7.95	1.99	60	8.15	2.00	17	8.12	2.18	6	5.50	2.26	10	7.30	1.83
Public sector governance/reform	39	8.33	1.63	16	8.13	1.59	10	8.00	2.91	11	8.27	1.27	23	8.65	1.50	61	8.51	2.09	16	7.81	2.23	9	7.56	2.51	12	8.50	1.31
Job creation/employment	40	7.83	1.45	16	7.94	1.73	10	8.50	1.78	11	7.18	1.47	22	8.05	1.79	61	8.21	1.86	16	8.00	2.07	7	6.71	2.50	13	7.85	1.82
Communicable/non-communicable diseases	23	6.70	1.89	8	5.88	2.64	4	8.75	2.50	4	7.50	1.29	17	8.12	1.96	53	7.26	2.46	15	7.07	2.99	6	5.83	2.14	9	7.22	2.82
Equality of opportunity	21	7.62	2.69	9	6.22	2.44	4	9.00	2.00	3	6.67	1.53	19	8.00	2.03	52	8.12	2.79	14	7.14	3.21	6	6.50	3.27	7	8.14	3.48
Social protection*	23	6.74	2.28	10	5.60	2.59	6	6.67	2.16	5	6.20	2.17	19	8.00	2.19	52	8.06	2.57	14	8.07	2.13	5	6.40	3.21	8	8.63	1.69
Rural development	36	8.39	1.42	14	8.21	1.58	9	8.44	1.42	10	7.10	1.45	24	8.54	1.79	59	8.66	1.64	14	8.79	1.72	7	7.71	1.98	13	7.46	2.57
Global/regional integration	21	6.67	2.71	5	8.00	2.35	3	10.00	0.00	3	5.67	1.53	18	8.22	1.90	45	7.91	2.75	13	7.62	2.43	5	7.20	3.11	7	9.29	1.11
Food security*	33	7.82	1.65	13	7.15	2.54	9	8.56	1.88	7	7.57	1.40	23	8.35	1.72	57	8.96	1.39	14	8.71	1.94	9	7.67	2.06	12	7.58	2.75
Natural resource management	30	6.97	2.11	12	7.50	1.68	7	7.14	1.57	8	6.75	0.89	21	7.95	2.29	51	8.20	2.32	14	7.07	3.29	7	7.00	2.24	11	8.27	2.00
Health*	34	7.74	1.90	15	7.27	1.83	10	7.60	2.32	11	6.64	1.36	23	8.43	1.62	59	8.61	1.66	16	8.00	2.92	8	7.38	1.51	10	8.00	2.11
Climate change	33	7.73	1.99	14	7.57	1.87	10	7.90	1.91	10	7.40	0.84	25	8.16	1.84	60	8.68	1.85	15	7.60	3.07	6	7.67	2.07	12	8.50	2.11
Agricultural development*	41	9.29	1.10	16	9.31	1.08	10	9.30	1.57	11	9.73	0.47	26	8.96	1.51	61	9.03	1.63	16	8.63	2.28	8	7.00	2.00	14	8.43	2.41
Education	40	7.73	1.97	15	7.47	1.92	10	8.20	2.15	11	7.18	1.17	25	8.56	2.00	64	8.77	1.81	17	8.47	2.18	9	7.78	2.22	13	8.23	1.69

\*Significantly different between stakeholder groups



### C. World Bank Group's Effectiveness and Results (continued)

How EFFECTIVE do you believe the World Bank Group is in terms of the work it does in the following areas of development in Niger? (1-Not effective at all, 10-Very effective)

	Employee of a Ministry			PMU/Consultant on WBG-supported Project			Local Government			Bilateral/Multilateral Agency			Private Sector/Financial Sector/Private Bank			CSO			Media			Academia/Research Institute/Think Tank			Other		
	N	Mean	SD	N	Mean	SD	N	Mean	SD	N	Mean	SD	N	Mean	SD	N	Mean	SD	N	Mean	SD	N	Mean	SD	N	Mean	SD
Gender equity	12	5.67	2.64	5	3.00	2.00	3	5.33	2.08	2	6.00	2.83	13	5.38	2.06	28	6.46	2.66	10	4.80	2.57	3	4.33	2.31	4	6.75	2.22
Information and communications technology	12	6.75	1.96	4	6.50	2.65	4	6.00	3.92	1	3.00	-	13	5.92	2.47	35	7.69	1.92	10	5.50	2.80	5	5.80	2.59	4	7.00	1.83
Transport	17	6.65	2.91	5	7.20	3.03	3	7.67	2.08	2	9.50	0.71	14	5.79	2.04	31	7.29	2.36	12	5.33	3.17	4	5.00	2.45	5	7.40	2.30
Urban development	24	6.42	2.08	10	7.20	1.99	7	6.43	2.07	2	7.00	2.83	14	6.00	2.22	25	6.48	2.74	10	6.30	2.41	3	4.67	2.08	7	7.29	1.89
Environmental sustainability*	16	8.00	2.45	6	4.67	1.03	4	7.25	1.89	2	7.50	2.12	10	5.50	2.01	31	7.35	2.71	9	6.00	2.00	3	5.00	1.00	3	9.00	1.00
Regulatory framework	9	7.00	2.00	1	8.00	-	1	5.00	-	-	-	-	12	6.08	2.61	20	5.45	2.56	8	5.88	2.36	5	6.40	2.51	4	8.75	1.89
Communicable/non-communicable diseases	11	6.82	2.27	2	7.00	2.83	2	7.50	2.12	2	5.50	0.71	11	6.00	2.10	24	6.29	2.69	12	5.58	2.91	6	6.33	2.80	4	8.50	1.73
Poverty reduction	27	7.15	2.40	13	6.62	2.29	8	6.75	2.19	4	7.75	2.63	14	6.64	2.13	44	8.09	1.68	14	6.79	3.26	4	7.00	0.82	9	7.56	1.81
Anti corruption	28	6.82	2.50	8	7.38	2.26	6	8.00	1.90	7	6.29	1.60	15	6.73	2.28	41	7.76	2.15	13	6.77	3.56	5	4.80	2.68	9	7.89	2.09
Private sector development	31	7.06	1.97	12	7.00	1.13	8	6.75	2.82	8	7.13	1.46	18	6.11	2.40	40	6.68	2.26	14	6.71	3.24	6	6.67	2.16	12	7.75	1.82
Foreign direct investment attraction	13	7.15	2.61	3	7.67	1.53	4	6.25	3.77	1	8.00	-	12	6.25	2.14	22	6.05	2.24	8	6.63	3.58	5	5.00	1.87	6	7.50	2.17
Water and sanitation	21	7.48	2.50	6	7.33	2.16	6	6.67	2.66	5	6.00	2.12	12	5.83	2.04	32	7.28	2.57	11	5.91	3.18	4	5.50	1.29	6	7.17	2.32
Trade and exports	11	7.55	2.62	4	7.00	2.45	3	5.67	4.51	1	9.00	-	14	5.21	2.15	27	6.11	2.33	8	5.25	3.37	4	5.00	1.41	4	8.25	1.71
Economic growth	20	7.05	2.74	5	6.40	2.19	3	5.67	4.51	4	7.50	3.00	15	5.87	2.07	38	6.66	2.07	12	6.67	3.28	5	5.00	2.00	4	8.25	1.26
Health	30	7.20	1.77	12	6.33	2.02	7	6.71	1.60	8	6.50	1.31	14	6.36	2.41	43	7.44	1.96	12	6.33	3.37	8	6.13	1.73	10	6.90	1.91
Disaster management	30	6.93	2.21	10	6.90	2.13	8	7.00	1.31	8	6.25	1.39	15	5.87	1.96	33	6.27	2.34	13	7.15	2.44	8	5.75	1.91	8	6.88	2.42
Public sector governance/reform	38	7.50	2.42	14	7.64	1.55	8	8.25	1.39	9	8.00	0.87	18	6.50	2.18	42	7.55	1.66	11	6.36	2.58	5	6.00	2.55	10	8.10	1.37
Job creation/employment*	33	7.55	1.62	15	7.53	1.46	8	8.63	1.30	10	7.70	0.95	15	6.07	2.34	38	7.50	2.09	12	6.08	3.50	6	5.67	1.37	12	7.42	1.73
Financial markets	10	7.80	2.10	3	9.00	1.00	2	8.00	2.83	1	10.00	-	12	6.08	2.43	26	6.08	2.35	9	5.22	2.99	6	6.50	1.97	4	8.25	2.22
Equality of opportunity*	7	5.14	2.61	3	6.00	0.00	2	6.00	0.00	1	8.00	-	12	6.00	1.91	26	7.00	2.56	8	4.25	2.31	4	4.25	2.63	5	8.20	2.49
Energy	25	6.16	2.46	10	5.80	1.23	6	6.50	1.76	9	6.56	1.67	16	6.00	2.39	35	6.97	2.29	11	5.73	3.77	4	5.50	2.38	7	7.86	1.77
Rural development	34	7.76	1.83	12	7.33	1.61	7	7.71	1.11	10	7.10	1.37	14	6.50	2.44	44	7.55	2.24	10	8.00	2.75	5	5.40	2.30	8	8.13	1.81
Global/regional integration	11	6.64	3.17	2	6.00	0.00	-	-	-	3	7.33	2.08	13	6.85	1.99	19	6.42	2.69	7	6.86	3.08	5	4.40	2.30	4	8.75	1.26
Food security	26	7.12	2.30	11	7.18	1.83	3	7.00	1.00	8	7.38	2.00	12	6.67	2.42	44	7.84	2.00	14	7.07	3.25	5	5.60	1.52	8	8.00	1.51
Education	34	7.41	1.83	11	6.73	2.24	9	7.00	1.58	8	7.38	1.92	13	6.92	2.29	40	8.20	1.80	13	6.62	3.01	5	6.20	2.17	10	7.10	2.56
Social protection	10	6.50	3.21	5	6.20	2.17	2	7.50	0.71	2	7.00	2.83	12	6.00	2.45	29	7.03	2.68	10	6.30	3.59	4	3.50	2.65	5	8.40	1.52
Climate change	25	7.56	1.92	12	6.83	1.47	8	7.63	1.77	9	7.00	1.58	15	6.87	2.39	40	7.65	2.12	11	6.91	2.55	4	6.25	2.87	7	7.71	1.98
Agricultural development*	38	8.89	1.77	16	8.69	1.66	8	9.25	1.49	10	9.40	0.97	19	7.05	2.44	44	8.27	2.09	14	7.07	3.38	6	6.17	1.94	10	9.30	0.82
Natural resource management	28	7.04	2.25	15	5.93	2.12	7	6.43	1.13	9	7.33	1.58	15	6.20	2.40	35	6.74	1.74	11	6.00	3.07	6	5.83	1.94	8	7.25	2.12

\*Significantly different between stakeholder groups

**C. World Bank Group's Effectiveness and Results (continued)**

	Employee of a Ministry			PMU/Consultant on WBG-supported Project			Local Government			Bilateral/Multilateral Agency			Private Sector/Financial Sector/Private Bank			CSO			Media			Academia/Research Institute/Think Tank			Other		
	N	Mean	SD	N	Mean	SD	N	Mean	SD	N	Mean	SD	N	Mean	SD	N	Mean	SD	N	Mean	SD	N	Mean	SD	N	Mean	SD
To what extent does the World Bank Group's work help to achieve development results in Niger?	40	7.35	1.46	15	6.93	1.44	8	8.00	1.07	11	7.27	1.10	19	6.84	2.03	49	7.35	1.89	15	7.20	2.40	7	6.00	2.00	11	7.45	0.82

(1-To no degree at all, 10-To a very significant degree)

**To what extent do you agree with the following statements about the World Bank Group in Niger? (1-Strongly disagree, 10-Strongly agree)**

	Employee of a Ministry			PMU/Consultant on WBG-supported Project			Local Government			Bilateral/Multilateral Agency			Private Sector/Financial Sector/Private Bank			CSO			Media			Academia/Research Institute/Think Tank			Other		
	N	Mean	SD	N	Mean	SD	N	Mean	SD	N	Mean	SD	N	Mean	SD	N	Mean	SD	N	Mean	SD	N	Mean	SD	N	Mean	SD
The World Bank Group's financial instruments meet the needs of Niger	39	5.92	2.34	15	7.07	2.22	10	7.20	1.69	10	6.80	1.87	18	5.50	2.18	48	6.48	2.60	16	5.31	2.96	8	5.38	1.60	12	7.25	1.42
The World Bank Group meets Niger's needs for knowledge services	39	6.13	1.96	15	6.40	1.35	7	6.57	1.72	10	6.80	1.48	18	6.11	2.08	45	5.89	2.18	10	5.00	2.79	8	4.50	1.51	12	5.75	2.18

	Employee of a Ministry			PMU/Consultant on WBG-supported Project			Local Government			Bilateral/Multilateral Agency			Private Sector/Financial Sector/Private Bank			CSO			Media			Academia/Research Institute/Think Tank			Other		
	N	Mean	SD	N	Mean	SD	N	Mean	SD	N	Mean	SD	N	Mean	SD	N	Mean	SD	N	Mean	SD	N	Mean	SD	N	Mean	SD
To what extent do you believe the World Bank Group measures, evaluates, and corrects its work in real time in Niger?	33	6.64	2.23	14	7.00	1.80	9	8.00	1.12	10	7.40	1.51	17	6.29	2.28	35	7.14	2.33	13	6.54	3.10	6	4.67	2.16	11	8.00	1.55

(1-To no degree at all, 10-To a very significant degree)

**D. The World Bank Group's Knowledge Work and Activities****How frequently do you consult World Bank Group's knowledge work and activities in the work you do?**

Percentage of Respondents	Employee of a Ministry	PMU/Consultant on WBG-supported Project	Local Government	Bilateral/Multilateral Agency	Private Sector/Financial Sector/Private Bank	CSO	Media	Academia/Research Institute/Think Tank	Other
Weekly	2.4%	6.3%	0.0%	0.0%	0.0%	8.1%	5.3%	20.0%	25.0%
Monthly	14.3%	18.8%	30.0%	10.0%	12.0%	17.7%	21.1%	20.0%	16.7%
A few times a year	57.1%	56.3%	40.0%	90.0%	44.0%	37.1%	10.5%	40.0%	33.3%
Rarely	21.4%	6.3%	20.0%	0.0%	28.0%	29.0%	47.4%	20.0%	16.7%
Never	4.8%	12.5%	10.0%	0.0%	16.0%	8.1%	15.8%	0.0%	8.3%





### D. The World Bank Group's Knowledge Work and Activities (continued)

In Niger, to what extent do you believe that the World Bank Group's knowledge work and activities: (1-To no degree at all, 10-To a very significant degree)

	Employee of a Ministry			PMU/Consultant on WBG-supported Project			Local Government			Bilateral/Multilateral Agency			Private Sector/Financial Sector/Private Bank			CSO			Media			Academia/Research Institute/Think Tank			Other		
	N	Mean	SD	N	Mean	SD	N	Mean	SD	N	Mean	SD	N	Mean	SD	N	Mean	SD	N	Mean	SD	N	Mean	SD	N	Mean	SD
Are timely	33	6.36	2.45	15	7.33	2.02	9	7.11	1.27	11	7.00	2.19	20	6.80	2.14	49	7.08	2.23	10	6.40	2.88	6	6.17	1.47	9	7.78	1.86
Include appropriate level of stakeholder involvement during preparation	18	6.44	2.50	8	7.13	2.75	1	7.00	-	5	5.20	2.17	13	5.69	2.39	35	5.94	2.65	9	4.33	2.74	7	5.29	2.50	6	5.33	2.80
Lead to practical solutions	18	5.44	2.81	7	7.43	2.82	3	5.33	2.08	4	5.25	2.06	14	6.00	2.29	38	6.95	2.23	9	6.00	2.92	7	5.57	2.99	5	7.40	1.95
Are accessible (well written and easy to understand)	21	6.57	2.86	10	5.20	3.05	5	5.20	1.30	8	4.00	3.12	16	5.38	2.75	41	6.17	2.32	11	4.91	3.18	6	6.00	2.37	6	7.50	2.35
Are source of relevant information on global good practices*	24	6.83	2.68	8	6.25	3.15	2	8.00	1.41	7	4.29	3.15	14	5.64	2.47	42	7.55	2.09	10	6.10	2.77	9	7.33	2.24	5	7.00	2.00
Are adequately disseminated	24	4.50	3.04	12	4.50	2.84	5	4.60	1.82	7	4.00	2.38	17	4.65	2.64	47	5.77	2.87	11	5.00	3.92	7	4.57	2.23	8	4.38	2.20
Are translated enough into local language	25	2.88	2.60	14	2.64	2.62	6	3.00	2.53	8	2.63	2.00	13	4.46	3.20	28	3.61	3.31	10	3.00	2.83	7	3.14	2.19	9	3.78	2.73
Are adaptable to Niger's specific development challenges and country circumstances	33	5.18	3.04	13	5.54	3.07	6	4.83	2.99	8	4.38	2.72	13	6.15	2.15	45	6.49	2.71	12	5.67	2.99	8	5.50	2.00	10	7.00	1.94

\*Significantly different between stakeholder groups

	Employee of a Ministry			PMU/Consultant on WBG-supported Project			Local Government			Bilateral/Multilateral Agency			Private Sector/Financial Sector/Private Bank			CSO			Media			Academia/Research Institute/Think Tank			Other		
	N	Mean	SD	N	Mean	SD	N	Mean	SD	N	Mean	SD	N	Mean	SD	N	Mean	SD	N	Mean	SD	N	Mean	SD	N	Mean	SD
Overall, how significant a contribution do you believe the World Bank Group's knowledge work and activities make to development results in your country?	40	7.25	1.98	16	7.13	1.54	8	7.25	1.16	11	7.18	1.33	19	6.68	2.00	48	7.38	1.95	15	6.93	2.96	7	5.57	1.27	12	8.25	1.14
Overall, how would you rate the technical quality of the World Bank Group's knowledge work and activities?	40	7.33	1.69	16	6.81	2.07	7	7.43	1.51	11	6.36	1.86	19	6.21	2.27	48	7.17	1.64	15	6.40	3.36	7	6.86	2.04	12	7.58	1.68

(1-Not significant at all, 10-Very significant; 1-Very low technical quality, 10-Very high technical quality)

**E. Working with the World Bank Group**

To what extent do you agree/disagree with the following statements? (1-Strongly disagree, 10-Strongly agree)

	Employee of a Ministry			PMU/Consultant on WBG-supported Project			Local Government			Bilateral/Multilateral Agency			Private Sector/Financial Sector/Private Bank			CSO			Media			Academia/Research Institute/Think Tank			Other		
	N	Mean	SD	N	Mean	SD	N	Mean	SD	N	Mean	SD	N	Mean	SD	N	Mean	SD	N	Mean	SD	N	Mean	SD	N	Mean	SD
The World Bank Group disburses funds promptly*	40	4.68	2.61	16	5.06	2.84	9	6.00	0.71	10	5.80	1.93	18	4.17	2.33	53	4.08	2.52	14	2.79	2.42	6	4.17	1.33	11	5.55	1.13
The World Bank Group effectively monitors and evaluates the projects and programs it supports	36	8.00	2.12	15	8.27	1.91	8	8.25	1.58	10	7.50	1.51	18	6.33	2.70	49	7.27	2.33	14	8.07	2.89	7	6.86	1.77	12	7.33	2.57
The World Bank Group's approvals and reviews are done in a timely fashion	19	4.89	2.73	7	6.86	2.41	4	7.25	0.96	3	5.33	2.31	13	5.23	2.83	42	4.90	2.46	9	4.22	3.27	6	4.83	2.23	9	5.67	2.12
The World Bank Group's "Safeguard Policy" requirements are reasonable	16	6.06	2.57	6	6.50	2.43	3	8.00	2.00	2	6.50	3.54	11	5.91	2.63	36	5.03	2.50	8	4.88	3.18	5	5.80	0.84	7	5.14	2.27
The World Bank Group's conditions on its lending are reasonable	22	5.23	2.56	8	6.25	2.60	7	8.00	1.73	7	6.29	1.38	17	5.94	2.46	42	5.52	2.80	13	5.00	2.92	7	5.57	1.72	10	7.20	1.69
The World Bank Group takes decisions quickly in Niger	29	5.59	2.53	13	5.85	1.99	5	6.20	1.30	7	5.43	2.15	16	4.63	2.66	40	5.38	2.56	12	5.08	3.09	6	5.00	1.79	10	4.90	2.38
Working with the World Bank Group increases Niger's institutional capacity*	31	7.77	1.96	14	7.93	2.02	8	7.25	1.67	10	7.80	1.40	17	6.12	2.32	50	7.58	2.15	14	6.71	2.97	8	5.50	2.27	10	8.10	1.60
Where country systems are adequate, the World Bank Group makes appropriate use of them	22	6.05	3.18	9	7.89	2.09	4	7.50	3.00	3	7.00	1.00	11	5.73	2.76	37	6.97	2.51	10	6.40	3.10	6	5.67	0.82	7	6.43	2.37
The World Bank Group provides effective implementation support	36	6.36	2.43	15	7.87	1.88	10	8.00	1.41	10	6.90	1.79	18	6.22	2.21	52	7.38	2.19	15	7.47	3.18	8	6.63	1.51	12	8.08	1.83

\*Significantly different between stakeholder groups

	Employee of a Ministry			PMU/Consultant on WBG-supported Project			Local Government			Bilateral/Multilateral Agency			Private Sector/Financial Sector/Private Bank			CSO			Media			Academia/Research Institute/Think Tank			Other		
	N	Mean	SD	N	Mean	SD	N	Mean	SD	N	Mean	SD	N	Mean	SD	N	Mean	SD	N	Mean	SD	N	Mean	SD	N	Mean	SD
To what extent do you believe that the World Bank Group's work helps to find solutions that promote private public partnerships in Niger?	31	6.35	1.99	14	6.36	1.45	9	7.11	1.17	11	6.55	0.93	17	5.88	2.42	44	7.07	1.85	13	7.00	2.58	8	5.50	1.60	12	7.67	1.61

(1-To no degree at all, 10-To a very significant degree)

### E. Working with the World Bank Group (continued)

Which of the following best describes the World Bank Group's support in Niger? (Select only ONE response)

Percentage of Respondents	Employee of a Ministry	PMU/Consultant on WBG-supported Project	Local Government	Bilateral/Multilateral Agency	Private Sector/Financial Sector/Private Bank	CSO	Media	Academia/Research Institute/Think Tank	Other
The World Bank Group is sufficiently selective and focuses on the most important development challenges in Niger	69.0%	87.5%	90.0%	90.9%	41.7%	54.0%	57.9%	70.0%	64.3%
The World Bank Group is not sufficiently selective in Niger, and it is involved in too many areas of development.	14.3%	6.3%	0.0%	0.0%	12.5%	14.3%	10.5%	0.0%	7.1%
Don't know	16.7%	6.3%	10.0%	9.1%	45.8%	31.7%	31.6%	30.0%	28.6%

### F. The Future Role of the World Bank Group in Niger

Which of the following SHOULD the World Bank Group do to make itself of greater value in Niger? (Choose no more than TWO)

Percentage of Respondents (Responses combined)	Employee of a Ministry	PMU/Consultant on WBG-supported Project	Local Government	Bilateral/Multilateral Agency	Private Sector/Financial Sector/Private Bank	CSO	Media	Academia/Research Institute/Think Tank	Other
Offer more innovative financial products	22.0%	25.0%	10.0%	18.2%	34.6%	26.6%	11.8%	10.0%	42.9%
Ensure greater selectivity in its work	24.4%	25.0%	50.0%	36.4%	15.4%	14.1%	17.6%	30.0%	14.3%
Provide more adequate data/knowledge/statistics/figures on Niger's economy, social development, environmental issues, etc.	17.1%	12.5%	10.0%	27.3%	11.5%	9.4%	17.6%	20.0%	14.3%
Improve the competitiveness of its financing compared to markets	4.9%	12.5%	10.0%	9.1%	7.7%	12.5%	11.8%	10.0%	21.4%
Reach out more to groups outside of Government	36.6%	37.5%	50.0%	45.5%	19.2%	29.7%	41.2%	20.0%	28.6%
Increase the level of capacity development in the country*	7.3%	25.0%	20.0%	0.0%	23.1%	32.8%	11.8%	40.0%	7.1%
Improve the quality of its experts as related to Niger's specific challenges	14.6%	12.5%	0.0%	45.5%	23.1%	10.9%	11.8%	30.0%	14.3%
Offer more innovative knowledge services	7.3%	6.3%	0.0%	0.0%	11.5%	12.5%	11.8%	20.0%	21.4%
Collaborate more effectively with Government clients	34.1%	25.0%	30.0%	9.1%	7.7%	15.6%	35.3%	0.0%	28.6%
Work faster	9.8%	6.3%	10.0%	0.0%	15.4%	9.4%	0.0%	10.0%	0.0%
Reduce the complexity of obtaining World Bank Group financing	14.6%	12.5%	10.0%	0.0%	23.1%	15.6%	23.5%	0.0%	7.1%
Other*	0.0%	0.0%	0.0%	0.0%	0.0%	0.0%	0.0%	10.0%	0.0%

\*Significantly different between stakeholder groups

### F. The Future Role of the World Bank Group in Niger (continued)

When considering the combination of services that the World Bank Group offers in Niger, and taking into account its limited level of resources, which ONE of the following do you believe the World Bank Group should offer more of in Niger? (Select only ONE response)

Percentage of Respondents	Employee of a Ministry	PMU/Consultant on WBG-supported Project	Local Government	Bilateral/Multilateral Agency	Private Sector/Financial Sector/Private Bank	CSO	Media	Academia/Research Institute/Think Tank	Other
Financial services	35.7%	31.3%	20.0%	54.5%	52.0%	29.5%	38.9%	10.0%	53.8%
Knowledge products	14.3%	6.3%	30.0%	18.2%	8.0%	13.1%	11.1%	20.0%	15.4%
Convening services	4.8%	25.0%	10.0%	0.0%	8.0%	11.5%	5.6%	0.0%	7.7%
Technical assistance	26.2%	18.8%	30.0%	9.1%	16.0%	31.1%	16.7%	30.0%	15.4%
None of the above	7.1%	0.0%	0.0%	0.0%	0.0%	0.0%	0.0%	0.0%	7.7%
The combination is appropriate for Niger	9.5%	18.8%	10.0%	9.1%	8.0%	13.1%	16.7%	40.0%	0.0%
Don't know	2.4%	0.0%	0.0%	9.1%	8.0%	1.6%	11.1%	0.0%	0.0%

### G. Communication and Information Sharing

How do you get most of your information about economic and social development issues in Niger? (Choose no more than TWO)

Percentage of Respondents (Responses combined)	Employee of a Ministry	PMU/Consultant on WBG-supported Project	Local Government	Bilateral/Multilateral Agency	Private Sector/Financial Sector/Private Bank	CSO	Media	Academia/Research Institute/Think Tank	Other
Internet and social media (e.g., blogs, Facebook, Twitter, YouTube, Flickr)*	24.4%	18.8%	10.0%	9.1%	38.5%	29.7%	63.2%	40.0%	42.9%
International newspapers	4.9%	6.3%	0.0%	18.2%	7.7%	21.9%	21.1%	20.0%	0.0%
Local radio*	46.3%	62.5%	90.0%	72.7%	19.2%	29.7%	21.1%	10.0%	50.0%
International radio	19.5%	18.8%	0.0%	0.0%	7.7%	10.9%	21.1%	10.0%	7.1%
Local television	19.5%	37.5%	60.0%	36.4%	30.8%	31.3%	10.5%	10.0%	28.6%
International television	24.4%	6.3%	0.0%	18.2%	23.1%	21.9%	36.8%	40.0%	14.3%
Local newspapers	41.5%	50.0%	30.0%	45.5%	23.1%	25.0%	15.8%	10.0%	35.7%
Periodicals	4.9%	0.0%	10.0%	0.0%	15.4%	6.3%	5.3%	20.0%	7.1%
Other	4.9%	0.0%	0.0%	0.0%	15.4%	9.4%	0.0%	30.0%	7.1%

\*Significantly different between stakeholder groups

**G. Communication and Information Sharing (continued)****How would you prefer to receive information from the World Bank Group? (Choose no more than TWO)**

Percentage of Respondents (Responses combined)	Employee of a Ministry	PMU/Consultant on WBG-supported Project	Local Government	Bilateral/ Multilateral Agency	Private Sector/ Financial Sector/ Private Bank	CSO	Media	Academia/ Research Institute/ Think Tank	Other
Direct contact with World Bank Group (i.e., face to face meetings/discussions)	32.6%	37.5%	70.0%	45.5%	46.2%	37.1%	22.2%	30.0%	42.9%
Mobile phones	4.7%	0.0%	0.0%	0.0%	7.7%	19.4%	5.6%	0.0%	7.1%
World Bank Group's seminars/workshops/conferences	46.5%	43.8%	40.0%	54.5%	50.0%	51.6%	61.1%	30.0%	57.1%
World Bank Group's publications and other written materials*	62.8%	81.3%	50.0%	54.5%	34.6%	38.7%	44.4%	50.0%	35.7%
World Bank Group's website	23.3%	6.3%	0.0%	9.1%	15.4%	19.4%	11.1%	50.0%	21.4%
Social media (e.g., blogs, Facebook, Twitter, YouTube, Flickr)	7.0%	12.5%	0.0%	9.1%	11.5%	11.3%	16.7%	0.0%	14.3%
e-Newsletters	16.3%	18.8%	20.0%	18.2%	26.9%	12.9%	27.8%	30.0%	21.4%
Other	4.7%	0.0%	10.0%	0.0%	3.8%	4.8%	0.0%	0.0%	0.0%

\*Significantly different between stakeholder groups

**Are you aware of the World Bank Group's Access to Information Policies under which the World Bank Group discloses any information in its possession that is not on a list of exceptions?**

Percentage of Respondents	Employee of a Ministry	PMU/Consultant on WBG-supported Project	Local Government	Bilateral/ Multilateral Agency	Private Sector/ Financial Sector/ Private Bank	CSO	Media	Academia/ Research Institute/ Think Tank	Other
Yes	9.8%	33.3%	14.3%	0.0%	25.0%	18.6%	20.0%	37.5%	30.8%
No	90.2%	66.7%	85.7%	100.0%	75.0%	81.4%	80.0%	62.5%	69.2%

**If yes, from which of the following sources did you learn about the World Bank Group's Access to Information Policies? (Select only ONE response)**

Percentage of Respondents	Employee of a Ministry	PMU/Consultant on WBG-supported Project	Local Government	Bilateral/ Multilateral Agency	Private Sector/ Financial Sector/ Private Bank	CSO	Media	Academia/ Research Institute/ Think Tank	Other
World Bank Group's seminars/workshops/conferences	33.3%	50.0%	0.0%	0.0%	16.7%	44.4%	33.3%	0.0%	100.0%
World Bank Group's website	33.3%	0.0%	0.0%	0.0%	0.0%	33.3%	66.7%	100.0%	0.0%
World Bank Group's e-Newsletters	0.0%	25.0%	0.0%	0.0%	0.0%	0.0%	0.0%	0.0%	0.0%
News/Media	33.3%	0.0%	0.0%	0.0%	33.3%	0.0%	0.0%	0.0%	0.0%
Colleagues/Friends/Peer organizations	0.0%	25.0%	0.0%	0.0%	50.0%	22.2%	0.0%	0.0%	0.0%
Other	0.0%	0.0%	0.0%	0.0%	0.0%	0.0%	0.0%	0.0%	0.0%

**Have you requested information from the World Bank Group on its activities in the past year?**

Percentage of Respondents	Employee of a Ministry	PMU/Consultant on WBG-supported Project	Local Government	Bilateral/ Multilateral Agency	Private Sector/ Financial Sector/ Private Bank	CSO	Media	Academia/ Research Institute/ Think Tank	Other
Yes	7.7%	0.0%	0.0%	0.0%	8.3%	6.9%	0.0%	33.3%	16.7%
No	92.3%	100.0%	100.0%	100.0%	91.7%	93.1%	100.0%	66.7%	83.3%

## G. Communication and Information Sharing (continued)

Were you able to obtain this information?\*

Percentage of Respondents	Employee of a Ministry	PMU/Consultant on WBG-supported Project	Local Government	Bilateral/Multilateral Agency	Private Sector/Financial Sector/Private Bank	CSO	Media	Academia/Research Institute/Think Tank	Other
Yes	0.0%	0.0%	0.0%	0.0%	100.0%	75.0%	0.0%	100.0%	100.0%
No	100.0%	0.0%	0.0%	0.0%	0.0%	25.0%	0.0%	0.0%	0.0%

\*Significantly different between stakeholder groups

Do you have access to the Internet?\*

Percentage of Respondents	Employee of a Ministry	PMU/Consultant on WBG-supported Project	Local Government	Bilateral/Multilateral Agency	Private Sector/Financial Sector/Private Bank	CSO	Media	Academia/Research Institute/Think Tank	Other
Yes	47.4%	35.7%	42.9%	11.1%	60.9%	70.2%	86.7%	75.0%	33.3%
No	52.6%	64.3%	57.1%	88.9%	39.1%	29.8%	13.3%	25.0%	66.7%

\*Significantly different between stakeholder groups

Do you use/have you used the World Bank Group website?\*

Percentage of Respondents	Employee of a Ministry	PMU/Consultant on WBG-supported Project	Local Government	Bilateral/Multilateral Agency	Private Sector/Financial Sector/Private Bank	CSO	Media	Academia/Research Institute/Think Tank	Other
Yes	13.2%	28.6%	14.3%	11.1%	40.0%	25.9%	14.3%	75.0%	23.1%
No	86.8%	71.4%	85.7%	88.9%	60.0%	74.1%	85.7%	25.0%	76.9%

\*Significantly different between stakeholder groups

Do you currently consult the World Bank Group social media sites (e.g., blogs, Facebook, Twitter, YouTube, Flickr)?

Percentage of Respondents	Employee of a Ministry	PMU/Consultant on WBG-supported Project	Local Government	Bilateral/Multilateral Agency	Private Sector/Financial Sector/Private Bank	CSO	Media	Academia/Research Institute/Think Tank	Other
Yes	7.9%	21.4%	0.0%	0.0%	19.0%	10.2%	6.3%	25.0%	23.1%
No	92.1%	78.6%	100.0%	100.0%	81.0%	89.8%	93.8%	75.0%	76.9%

Which Internet connection do you use primarily when visiting a World Bank Group website?\*

Percentage of Respondents	Employee of a Ministry	PMU/Consultant on WBG-supported Project	Local Government	Bilateral/Multilateral Agency	Private Sector/Financial Sector/Private Bank	CSO	Media	Academia/Research Institute/Think Tank	Other
High speed/WiFi	50.0%	41.7%	50.0%	22.2%	73.7%	67.3%	61.5%	85.7%	27.3%
Dial-up	50.0%	58.3%	50.0%	77.8%	26.3%	32.7%	38.5%	14.3%	72.7%

\*Significantly different between stakeholder groups



## G. Communication and Information Sharing (continued)

Please rate how much you agree with the following statements. (1-Strongly disagree, 10-Strongly agree)

	Employee of a Ministry			PMU/Consultant on WBG-supported Project			Local Government			Bilateral/Multilateral Agency			Private Sector/Financial Sector/Private Bank			CSO			Media			Academia/Research Institute/Think Tank			Other		
	N	Mean	SD	N	Mean	SD	N	Mean	SD	N	Mean	SD	N	Mean	SD	N	Mean	SD	N	Mean	SD	N	Mean	SD	N	Mean	SD
I find the World Bank Group's websites easy to navigate	15	5.53	3.11	12	6.33	3.68	3	7.33	2.52	7	4.00	3.16	10	7.80	1.81	21	6.90	3.06	9	5.78	4.41	6	6.50	2.43	7	7.00	2.16
I find the information on the World Bank Group's websites useful	15	6.60	2.92	6	6.17	3.66	2	5.00	2.83	3	3.33	4.04	9	6.89	2.85	18	6.11	3.45	7	4.57	3.64	5	7.60	3.05	5	5.40	3.36
The World Bank Group's social media channels are valuable sources of information about the institution	16	5.94	3.71	4	4.50	3.00	-	-	-	2	2.50	2.12	7	7.29	1.60	27	6.67	3.46	10	7.50	2.88	5	7.00	2.24	7	5.57	3.51
When I need information from the World Bank Group I know how to find it	20	3.80	3.16	13	6.00	3.61	4	6.25	3.59	6	4.50	3.62	14	5.93	3.43	32	6.75	2.94	11	7.00	3.19	7	6.43	2.64	8	6.75	3.06
The World Bank Group is responsive to my information requests and inquiries	24	3.83	3.56	15	5.33	3.96	3	3.67	3.79	10	5.20	3.68	12	4.17	3.41	25	4.24	3.43	11	3.27	2.57	4	7.25	0.96	9	4.89	3.44

## H. Background Information

Currently, do you professionally collaborate/work with the World Bank Group (IDA, IFC, or MIGA) in your country? (Select only ONE response)

Percentage of Respondents	Employee of a Ministry	PMU/Consultant on WBG-supported Project	Local Government	Bilateral/Multilateral Agency	Private Sector/Financial Sector/Private Bank	CSO	Media	Academia/Research Institute/Think Tank	Other
Yes	9.8%	33.3%	33.3%	9.1%	16.0%	23.1%	12.5%	50.0%	21.4%
No	90.2%	66.7%	66.7%	90.9%	84.0%	76.9%	87.5%	50.0%	78.6%

Which of the following agencies of the World Bank Group do you primarily engage with in Niger? (Select only ONE response)

Percentage of Respondents	Employee of a Ministry	PMU/Consultant on WBG-supported Project	Local Government	Bilateral/Multilateral Agency	Private Sector/Financial Sector/Private Bank	CSO	Media	Academia/Research Institute/Think Tank	Other
The World Bank (IDA)	87.9%	87.5%	80.0%	81.8%	61.9%	65.4%	50.0%	50.0%	64.3%
The International Finance Corporation	0.0%	0.0%	10.0%	0.0%	0.0%	3.8%	0.0%	0.0%	14.3%
The Multilateral Investment Guarantee Agency	6.1%	12.5%	0.0%	18.2%	0.0%	3.8%	0.0%	16.7%	14.3%
Other	6.1%	0.0%	10.0%	0.0%	38.1%	26.9%	50.0%	33.3%	7.1%

\*Significantly different between stakeholder groups

**H. Background Information (continued)**

Do your projects involve both the World Bank and the IFC?

Percentage of Respondents	Employee of a Ministry	PMU/Consultant on WBG-supported Project	Local Government	Bilateral/Multilateral Agency	Private Sector/Financial Sector/Private Bank	CSO	Media	Academia/Research Institute/Think Tank	Other
Yes	34.8%	37.5%	33.3%	0.0%	28.6%	28.1%	0.0%	28.6%	28.6%
No	65.2%	62.5%	66.7%	100.0%	71.4%	71.9%	100.0%	71.4%	71.4%

If yes, what was your view of how the two institutions work together in Niger? (Select only ONE response)

Percentage of Respondents	Employee of a Ministry	PMU/Consultant on WBG-supported Project	Local Government	Bilateral/Multilateral Agency	Private Sector/Financial Sector/Private Bank	CSO	Media	Academia/Research Institute/Think Tank	Other
The two institutions work well together	37.5%	25.0%	100.0%	0.0%	25.0%	44.4%	0.0%	100.0%	100.0%
The way the two institutions work together needs improvement	25.0%	25.0%	0.0%	0.0%	12.5%	22.2%	0.0%	0.0%	0.0%
The two institutions do not work well together	12.5%	25.0%	0.0%	0.0%	0.0%	0.0%	0.0%	0.0%	0.0%
Don't know	25.0%	25.0%	0.0%	0.0%	62.5%	33.3%	0.0%	0.0%	0.0%

Which of the following describes most of your exposure to the World Bank Group in Niger? (Choose no more than TWO)

Percentage of Respondents (Responses combined)	Employee of a Ministry	PMU/Consultant on WBG-supported Project	Local Government	Bilateral/Multilateral Agency	Private Sector/Financial Sector/Private Bank	CSO	Media	Academia/Research Institute/Think Tank	Other
Observer	75.0%	50.0%	40.0%	54.5%	46.2%	51.6%	50.0%	30.0%	57.1%
Use World Bank Group reports/data*	5.6%	18.8%	20.0%	36.4%	7.7%	15.6%	18.8%	50.0%	28.6%
Engage in World Bank Group related/sponsored events/activities	8.3%	31.3%	30.0%	9.1%	19.2%	18.8%	37.5%	20.0%	7.1%
Collaborate as part of my professional duties*	72.2%	93.8%	70.0%	100.0%	42.3%	50.0%	50.0%	40.0%	78.6%
Use World Bank Group website for information, data, research, etc.	2.8%	0.0%	10.0%	0.0%	23.1%	14.1%	25.0%	10.0%	14.3%

\*Significantly different between stakeholder groups

What's your gender?\*

Percentage of Respondents	Employee of a Ministry	PMU/Consultant on WBG-supported Project	Local Government	Bilateral/Multilateral Agency	Private Sector/Financial Sector/Private Bank	CSO	Media	Academia/Research Institute/Think Tank	Other
Female	14.6%	18.8%	20.0%	9.1%	11.5%	40.0%	16.7%	0.0%	14.3%
Male	85.4%	81.3%	80.0%	90.9%	88.5%	60.0%	83.3%	100.0%	85.7%

\*Significantly different between stakeholder groups





## Appendix C: Responses to Indicator Questions by Geographic Location<sup>17</sup>

● Niamey N=163 ● Other Areas N=57

### B. Overall Attitudes toward the World Bank Group

	Niamey			Other Areas		
	N	Mean	SD	N	Mean	SD
Overall, please rate your impression of the World Bank Group's effectiveness in Niger.	137	6.58	2.16	46	6.39	2.28

(1-Not effective at all, 10-Very effective)

To what extent do you agree with the following statements about the World Bank Group's work in Niger?

(1-Strongly disagree, 10-Strongly agree)

	Niamey			Other Areas		
	N	Mean	SD	N	Mean	SD
Overall the World Bank Group currently plays a relevant role in development in Niger	139	6.91	2.43	51	7.22	2.34
The World Bank Group's work is aligned with what I consider the development priorities for Niger	122	5.83	2.12	47	5.96	2.44

To what extent is the World Bank Group an effective development partner in Niger, in terms of each of the following?

(1-To no degree at all, 10-To a very significant degree)

	Niamey			Other Areas		
	N	Mean	SD	N	Mean	SD
Responsiveness to needs	95	4.66	2.36	39	5.41	1.71
Flexibility (in terms of the institution's products and services)	90	4.68	2.53	34	5.09	2.33
Flexibility (in terms of changing country circumstances)	91	4.62	2.40	31	4.90	2.40
Being inclusive	69	5.19	2.56	24	5.71	2.73
Openness (sharing data and other information)	88	5.65	2.64	34	5.44	2.77
Collaboration with the Government	126	7.30	2.38	46	7.96	1.84
The speed in which it gets things accomplished on the ground	100	5.71	2.33	40	6.05	2.47
Ease of access to the people at the World Bank Group who are making decisions important to my work	93	4.45	2.77	36	5.14	2.74
Collaboration with civil society	118	5.95	2.20	38	6.39	2.11
Staff accessibility	93	4.12	2.82	37	4.54	2.71
Collaboration with other donors and development partners	112	7.17	2.07	36	6.86	1.82
Collaboration with the private sector	104	6.31	2.13	37	6.92	2.41
Straightforwardness and honesty	80	6.63	2.63	33	6.94	2.36
Treating clients and stakeholders in Niger with respect	76	6.49	2.63	30	6.97	2.22
Being a long-term partner	115	8.26	1.88	41	8.37	1.64

<sup>17</sup> Only 220 respondents provided information about their geographic location. Therefore, only these respondents were included in the analysis presented in this appendix.

**C. World Bank Group's Effectiveness and Results**

	Niamey			Other Areas		
	N	Mean	SD	N	Mean	SD
To what extent does the World Bank Group's work help to achieve development results in Niger?	133	7.20	1.75	45	7.22	1.74

*(1-To no degree at all, 10-To a very significant degree)***To what extent do you agree with the following statements about the World Bank Group in Niger?***(1-Strongly disagree, 10-Strongly agree)*

	Niamey			Other Areas		
	N	Mean	SD	N	Mean	SD
The World Bank Group's financial instruments meet the needs of Niger	131	6.22	2.42	46	6.41	2.31
The World Bank Group meets Niger's needs for knowledge services	122	5.99	2.00	41	6.02	2.13

**D. The World Bank Group's Knowledge Work and Activities****In Niger, to what extent do you believe that the World Bank Group's knowledge work and activities:***(1-To no degree at all, 10-To a very significant degree)*

	Niamey			Other Areas		
	N	Mean	SD	N	Mean	SD
Are adaptable to Niger's specific development challenges and country circumstances	110	5.72	2.78	38	6.08	2.73

	Niamey			Other Areas		
	N	Mean	SD	N	Mean	SD
Overall, how significant a contribution do you believe the World Bank Group's knowledge work and activities make to development results in your country?	131	7.12	1.95	44	7.32	1.88
Overall, how would you rate the technical quality of the World Bank Group's knowledge work and activities?	131	6.96	1.94	44	7.11	2.01

*(1-Not significant at all, 10-Very significant; 1-Very low technical quality, 10-Very high technical quality)***E. Working with the World Bank Group****To what extent do you agree/disagree with the following statements? (1-Strongly disagree, 10-Strongly agree)**

	Niamey			Other Areas		
	N	Mean	SD	N	Mean	SD
The World Bank Group takes decisions quickly in Niger	105	5.25	2.44	32	5.88	2.30
Where country systems are adequate, the World Bank Group makes appropriate use of them	80	6.56	2.65	27	6.52	2.64



## Appendix D: Responses to Selected Questions by Level of Collaboration with the World Bank Group<sup>18</sup>

*Note that this appendix presents comparative analysis of the data from those respondents who collaborate with the WBG vs. those respondents who do not collaborate with the WBG and covers the following selected questions from the FY16 Niger COS questionnaire: All 10-point scale questions and question B4 "When thinking about how the World Bank Group can have the most impact on development results in Niger, in which sectoral areas do you believe the World Bank Group should focus most of its resources in Niger?"*

● Collaborating with the WBG N=42 ● Not collaborating with the WBG N=169

### B. Overall Attitudes toward the World Bank Group

	Collaborating with the WBG			Not collaborating with the WBG		
	N	Mean	SD	N	Mean	SD
How familiar are you with the work of the World Bank Group in Niger?*	42	6.33	2.27	166	4.85	2.22

(1-Not familiar at all, 10-Extremely familiar) \*Significantly different between collaborators and non-collaborators

	Collaborating with the WBG			Not collaborating with the WBG		
	N	Mean	SD	N	Mean	SD
Overall, please rate your impression of the World Bank Group's effectiveness in Niger.	32	7.06	1.88	144	6.44	2.25

(1-Not effective at all, 10-Very effective)

	Collaborating with the WBG			Not collaborating with the WBG		
	N	Mean	SD	N	Mean	SD
To what extent do you believe the World Bank Group's staff is well prepared to help Niger solve its most complicated development challenges?	35	7.14	2.09	134	6.66	2.06

(1-To no degree at all, 10-To a very significant degree)

<sup>18</sup> Only 211 respondents provided information about their level of collaboration with the World Bank Group (question H3 in the questionnaire). Therefore, only these respondents were included in the analysis presented in this appendix.

**B. Overall Attitudes toward the World Bank Group (continued)**

When thinking about how the World Bank Group can have the most impact on development results in Niger, in which sectoral areas do you believe the World Bank Group should focus most of its resources (financial and knowledge services) in Niger? (Choose no more than THREE)

Percentage of Respondents (Responses combined)	Collaborating with the WBG	Not collaborating with the WBG
Health	43.9%	55.0%
Crime and violence	0.0%	3.0%
Transport	0.0%	4.1%
Agricultural development	22.0%	26.6%
Global/regional integration	0.0%	0.0%
Job creation/employment	12.2%	15.4%
Public sector governance/reform	12.2%	14.2%
Social protection	0.0%	2.4%
Rural development	22.0%	14.8%
Foreign direct investment attraction	0.0%	1.2%
Education	51.2%	46.2%
Energy	9.8%	7.1%
Gender equity	0.0%	2.4%
Financial markets	0.0%	1.2%
Urban development	0.0%	1.8%
Environmental sustainability	0.0%	1.8%
Economic growth	4.9%	4.1%
Private sector development*	4.9%	17.8%
Water and sanitation	4.9%	3.0%
Food security	14.6%	20.7%
Climate change	7.3%	4.1%
Information and communications technology	4.9%	3.0%
Trade and exports	2.4%	0.6%
Equality of opportunity	0.0%	2.4%
Law and justice*	14.6%	2.4%
Regulatory framework	0.0%	1.2%
Communicable/non-communicable diseases	0.0%	1.2%
Natural resource management	2.4%	4.7%
Poverty reduction	31.7%	20.1%
Anti corruption*	26.8%	13.6%
Disaster management*	4.9%	0.6%

\*Significantly different between collaborators and non-collaborators

**To what extent do you agree with the following statements about the World Bank Group's work in Niger?**

(1-Strongly disagree, 10-Strongly agree)

	Collaborating with the WBG			Not collaborating with the WBG		
	N	Mean	SD	N	Mean	SD
Overall the World Bank Group currently plays a relevant role in development in Niger	41	7.49	2.27	143	6.87	2.41
The World Bank Group's work is aligned with what I consider the development priorities for Niger	35	6.43	2.00	127	5.65	2.23

**B. Overall Attitudes toward the World Bank Group (continued)**

To what extent is the World Bank Group an effective development partner in Niger, in terms of each of the following?

(1-To no degree at all, 10-To a very significant degree)

	Collaborating with the WBG			Not collaborating with the WBG		
	N	Mean	SD	N	Mean	SD
Responsiveness to needs*	35	5.80	2.61	94	4.47	1.94
Flexibility (in terms of the institution's products and services)*	29	5.76	2.44	92	4.30	2.32
Flexibility (in terms of changing country circumstances)*	29	5.62	2.29	89	4.36	2.31
Being inclusive*	26	6.35	2.35	63	4.78	2.57
Openness (sharing data and other information)*	29	7.38	1.84	88	5.06	2.61
Collaboration with the Government*	34	8.12	1.92	133	7.26	2.33
The speed in which it gets things accomplished on the ground	29	6.07	2.72	104	5.65	2.26
Ease of access to the people at the World Bank Group who are making decisions important to my work	32	5.44	3.13	92	4.36	2.57
Collaboration with civil society	36	6.56	2.40	113	5.90	2.13
Staff accessibility*	29	5.31	3.26	95	3.91	2.50
Collaboration with other donors and development partners	30	7.30	2.37	113	7.06	1.91
Collaboration with the private sector	28	6.79	2.22	109	6.33	2.19
Straightforwardness and honesty	26	7.23	2.35	82	6.61	2.57
Treating clients and stakeholders in Niger with respect*	31	7.55	2.05	70	6.30	2.64
Being a long-term partner	35	8.83	1.46	116	8.20	1.84

\*Significantly different between collaborators and non-collaborators



### C. World Bank Group's Effectiveness and Results

In your opinion, how IMPORTANT is it for the World Bank Group to be involved in the following areas of development in Niger? (1-Not important at all, 10-Very important)

	Collaborating with the WBG			Not collaborating with the WBG		
	N	Mean	SD	N	Mean	SD
Crime and violence	34	6.09	3.11	112	5.79	2.94
Financial markets	31	7.00	2.54	108	6.34	2.90
Transport*	35	8.29	1.95	123	6.99	2.78
Anti corruption	37	8.57	1.80	136	7.76	2.58
Law and justice	34	8.32	2.32	110	7.30	3.05
Urban development*	33	7.76	2.11	127	6.87	2.33
Environmental sustainability*	36	8.81	1.56	113	7.24	2.60
Trade and exports	33	7.61	2.19	97	6.62	2.73
Information and communications technology*	34	8.47	1.97	106	7.36	2.55
Poverty reduction*	36	9.19	1.28	134	8.24	1.94
Gender equity	32	7.41	2.86	106	6.40	2.73
Private sector development	36	8.11	2.15	141	7.67	2.13
Foreign direct investment attraction	33	8.15	2.24	101	7.28	2.60
Water and sanitation*	37	8.65	1.62	125	7.34	2.53
Regulatory framework	30	7.43	2.37	99	6.63	2.80
Economic growth*	36	8.50	1.89	124	7.72	2.12
Energy*	35	8.80	1.51	141	7.44	2.23
Disaster management*	37	8.35	1.75	130	7.38	2.15
Public sector governance/reform	38	8.32	1.83	151	8.26	1.94
Job creation/employment	39	8.33	1.69	149	7.84	1.79
Communicable/non-communicable diseases	36	7.28	2.25	98	7.08	2.38
Equality of opportunity	34	8.06	2.60	95	7.43	2.82
Social protection	35	7.74	2.17	100	7.45	2.54
Rural development	37	8.73	1.54	141	8.22	1.77
Global/regional integration	28	8.11	2.75	87	7.53	2.48
Food security*	37	8.78	1.55	133	8.12	1.84
Natural resource management	32	7.66	2.25	121	7.62	2.24
Health*	38	8.63	1.72	140	7.81	1.96
Climate change*	39	8.79	1.84	138	7.88	2.03
Agricultural development	40	8.98	1.46	156	8.96	1.71
Education*	41	9.02	1.64	156	7.97	1.97

\*Significantly different between collaborators and non-collaborators

**C. World Bank Group's Effectiveness and Results (continued)**

How **EFFECTIVE** do you believe the World Bank Group is in terms of the work it does in the following areas of development in Niger? (1-Not effective at all, 10-Very effective)

	Collaborating with the WBG			Not collaborating with the WBG		
	N	Mean	SD	N	Mean	SD
Gender equity	21	6.57	2.01	53	5.32	2.67
Information and communications technology	27	7.30	2.20	57	6.37	2.44
Transport	27	7.37	2.24	61	6.26	2.74
Urban development*	25	7.28	2.25	72	6.13	2.18
Environmental sustainability	27	7.00	2.32	55	6.76	2.58
Regulatory framework	18	6.33	2.59	41	6.00	2.36
Communicable/non-communicable diseases	21	6.38	2.64	50	6.28	2.46
Poverty reduction*	34	8.00	1.65	95	7.13	2.27
Anti corruption	31	7.45	2.14	94	6.96	2.55
Private sector development	33	7.24	2.15	111	6.59	2.18
Foreign direct investment attraction	20	6.60	2.21	50	6.28	2.56
Water and sanitation*	29	7.59	1.99	70	6.41	2.57
Trade and exports	25	6.84	2.29	48	5.63	2.58
Economic growth	29	6.97	2.18	74	6.32	2.52
Health*	33	7.55	2.00	105	6.60	2.02
Disaster management*	26	7.27	2.03	99	6.27	2.11
Public sector governance/reform	28	7.57	1.93	120	7.32	2.02
Job creation/employment	29	7.24	2.06	114	7.20	2.00
Financial markets	21	6.57	2.48	48	6.44	2.45
Equality of opportunity	25	6.56	2.47	42	6.00	2.47
Energy*	27	7.26	2.25	91	6.09	2.33
Rural development	34	7.97	1.68	103	7.18	2.16
Global/regional integration	15	6.67	2.58	46	6.35	2.52
Food security*	32	8.09	1.77	96	7.01	2.27
Education*	32	8.16	1.76	104	7.13	2.07
Social protection	25	6.36	2.45	51	6.51	2.92
Climate change*	33	7.97	1.59	91	7.00	2.11
Agricultural development	38	8.08	1.88	120	8.36	2.24
Natural resource management	27	6.85	1.96	101	6.61	2.06

\*Significantly different between collaborators and non-collaborators

	Collaborating with the WBG			Not collaborating with the WBG		
	N	Mean	SD	N	Mean	SD
To what extent does the World Bank Group's work help to achieve development results in Niger?	38	7.66	1.86	132	7.06	1.68

(1-To no degree at all, 10-To a very significant degree)

To what extent do you agree with the following statements about the World Bank Group in Niger?

(1-Strongly disagree, 10-Strongly agree)

	Collaborating with the WBG			Not collaborating with the WBG		
	N	Mean	SD	N	Mean	SD
The World Bank Group's financial instruments meet the needs of Niger	38	6.71	2.44	131	6.11	2.37
The World Bank Group meets Niger's needs for knowledge services	33	6.39	1.84	124	5.82	2.04

**C. World Bank Group's Effectiveness and Results (continued)**

	Collaborating with the WBG			Not collaborating with the WBG		
	N	Mean	SD	N	Mean	SD
To what extent do you believe the World Bank Group measures, evaluates, and corrects its work in real time in Niger?	31	7.03	2.39	111	6.82	2.21

(1-To no degree at all, 10-To a very significant degree)

**D. The World Bank Group's Knowledge Work and Activities**

In Niger, to what extent do you believe that the World Bank Group's knowledge work and activities:

(1-To no degree at all, 10-To a very significant degree)

	Collaborating with the WBG			Not collaborating with the WBG		
	N	Mean	SD	N	Mean	SD
Are timely*	34	7.71	1.83	122	6.63	2.22
Include appropriate level of stakeholder involvement during preparation*	33	6.76	2.29	66	5.30	2.54
Lead to practical solutions*	31	7.48	1.90	70	5.74	2.55
Are accessible (well written and easy to understand)*	33	7.00	2.24	87	5.47	2.69
Are source of relevant information on global good practices*	34	7.88	1.92	85	6.20	2.60
Are adequately disseminated*	35	6.29	2.50	100	4.57	2.79
Are translated enough into local language*	25	4.60	3.06	91	3.05	2.69
Are adaptable to Niger's specific development challenges and country circumstances*	36	7.08	2.57	108	5.42	2.68

\*Significantly different between collaborators and non-collaborators

	Collaborating with the WBG			Not collaborating with the WBG		
	N	Mean	SD	N	Mean	SD
Overall, how significant a contribution do you believe the World Bank Group's knowledge work and activities make to development results in your country?	37	7.49	1.80	132	7.12	1.95
Overall, how would you rate the technical quality of the World Bank Group's knowledge work and activities?	36	7.47	1.38	132	6.91	2.04

(1-Not significant at all, 10-Very significant; 1-Very low technical quality, 10-Very high technical quality)



**E. Working with the World Bank Group**

To what extent do you agree/disagree with the following statements? (1-Strongly disagree, 10-Strongly agree)

	Collaborating with the WBG			Not collaborating with the WBG		
	N	Mean	SD	N	Mean	SD
The World Bank Group disburses funds promptly	36	4.28	2.30	136	4.59	2.48
The World Bank Group effectively monitors and evaluates the projects and programs it supports	35	7.69	1.98	128	7.45	2.36
The World Bank Group's approvals and reviews are done in a timely fashion	30	5.47	2.43	77	5.00	2.60
The World Bank Group's "Safeguard Policy" requirements are reasonable	28	6.07	2.00	64	5.20	2.60
The World Bank Group's conditions on its lending are reasonable	28	5.93	2.61	101	5.73	2.53
The World Bank Group takes decisions quickly in Niger	27	5.89	2.04	106	5.25	2.46
Working with the World Bank Group increases Niger's institutional capacity	36	7.64	1.90	120	7.22	2.26
Where country systems are adequate, the World Bank Group makes appropriate use of them*	24	7.63	2.18	81	6.14	2.64
The World Bank Group provides effective implementation support*	37	8.03	1.69	132	6.86	2.31

\*Significantly different between collaborators and non-collaborators

	Collaborating with the WBG			Not collaborating with the WBG		
	N	Mean	SD	N	Mean	SD
To what extent do you believe that the World Bank Group's work helps to find solutions that promote private public partnerships in Niger?	32	7.16	1.69	123	6.55	1.94

(1-To no degree at all, 10-To a very significant degree)

**G. Communication and Information Sharing**

Please rate how much you agree with the following statements. (1-Strongly disagree, 10-Strongly agree)

	Collaborating with the WBG			Not collaborating with the WBG		
	N	Mean	SD	N	Mean	SD
I find the World Bank Group's websites easy to navigate*	28	7.50	2.36	61	5.72	3.31
I find the information on the World Bank Group's websites useful*	27	7.30	2.64	42	5.21	3.38
The World Bank Group's social media channels are valuable sources of information about the institution*	24	7.67	2.53	53	5.75	3.40
When I need information from the World Bank Group I know how to find it*	35	8.03	2.08	79	4.92	3.27
The World Bank Group is responsive to my information requests and inquiries*	22	6.05	3.40	89	3.98	3.30

\*Significantly different between collaborators and non-collaborators



## Appendix E: Responses to Selected Questions by Year<sup>19</sup>

*All data presented in this appendix are weighted. As a result, means of the FY 2016 data and the total number of respondents indicated will be slightly different from the aggregated responses in Appendix A. Similarly, responses from FY 2013 respondents and the total number of respondents indicated may differ from those reported in the FY 2013 COS report.*

FY 2013 Number of comparable respondents = 191 • FY 2016 Number of comparable respondents = 216

*By weighting, the FY 2013 and FY 2016 samples have the same stakeholder composition and thus are comparable. The weighted percentage of a stakeholder group is determined by the extent to which the World Bank Group interacts with them in the country and the percentage this group usually makes up in the past aggregated annual global data. The weighted stakeholder breakdown is presented below:*

Percentage of Respondents	FY 2013	FY 2016
Office of the President/Prime Minister/Minister	4%	4%
Office of Parliamentarian	2%	2%
Government institutions	28%	28%
Local Government	5%	5%
Bilateral/multilateral agencies	8%	8%
Civil society	25%	25%
Private sector	11%	11%
Academia	6%	6%
Media	11%	11%

### A. General Issues facing Niger

**In general, would you say that Niger is headed in...?\***

Percentage of Respondents	FY 2013	FY 2016
The right direction	54.1%	43.3%
The wrong direction	9.2%	21.2%
Not sure	36.8%	35.6%

*\*Significantly different between FY2016 and FY2013*

### B. Overall Attitudes toward the World Bank Group

	FY 2013			FY 2016		
	N	Mean	SD	N	Mean	SD
How familiar are you with the work of the World Bank Group in Niger?*	180	6.08	2.24	214	5.19	2.26

*(1-Not familiar at all, 10-Extremely familiar) \*Significantly different between FY2016 and FY2013*

	FY 2013			FY 2016		
	N	Mean	SD	N	Mean	SD
Overall, please rate your impression of the World Bank Group's effectiveness in Niger.	175	6.55	2.33	183	6.60	2.10

*(1-Not effective at all, 10-Very effective)*

	FY 2013			FY 2016		
	N	Mean	SD	N	Mean	SD
To what extent do you believe the World Bank Group's staff is well prepared to help Niger solve its most complicated development challenges?	165	7.05	2.45	178	6.78	1.96

*(1-To no degree at all, 10-To a very significant degree)*

<sup>19</sup> Only those questions that were asked in the FY 2013 and FY 2016 country opinion surveys, with similar response scales/options, are presented.

**B. Overall Attitudes toward the World Bank Group (continued)****To what extent do you agree with the following statements about the World Bank Group's work in Niger?***(1-Strongly disagree, 10-Strongly agree)*

	FY 2013			FY 2016		
	N	Mean	SD	N	Mean	SD
Overall the World Bank Group currently plays a relevant role in development in Niger	178	6.96	2.60	190	6.95	2.41
The World Bank Group's work is aligned with what I consider the development priorities for Niger	146	5.96	2.67	169	5.87	2.18

**To what extent is the World Bank Group an effective development partner in Niger, in terms of each of the following?***(1-To no degree at all, 10-To a very significant degree)*

	FY 2013			FY 2016		
	N	Mean	SD	N	Mean	SD
Responsiveness to needs	111	4.83	2.65	132	4.82	2.18
Flexibility (in terms of the institution's products and services)	107	4.47	2.61	124	4.76	2.44
Flexibility (in terms of changing country circumstances)	101	4.77	2.54	119	4.73	2.42
Being inclusive	117	4.94	2.41	93	5.31	2.61
Openness	124	5.36	2.42	120	5.55	2.69
Collaboration with the Government	155	7.83	2.06	172	7.53	2.30
The speed in which it gets things accomplished on the ground				140	5.81	2.37
Ease of access to the people at the WBG who are making decisions important to my work				126	4.61	2.78
Collaboration with civil society				155	5.99	2.16
Staff accessibility	128	4.75	2.79	127	4.24	2.79
Collaboration with other donors and development partners	122	7.09	2.47	147	7.13	2.03
Collaboration with the private sector				140	6.34	2.23
Straightforwardness and honesty	108	6.22	2.57	111	6.68	2.59
Treating clients and stakeholders in Niger with respect	127	6.34	2.86	102	6.67	2.56
Being a long-term partner				156	8.33	1.82



### C. World Bank Group's Effectiveness and Results

How EFFECTIVE do you believe the World Bank Group is in terms of the work it does in the following areas of development in Niger? (1-Not effective at all, 10-Very effective)

	FY 2013			FY 2016		
	N	Mean	SD	N	Mean	SD
Gender equity	98	5.80	2.65	77	5.54	2.54
Information and communications technology*	125	5.74	2.35	84	6.59	2.44
Transport*	118	4.88	2.47	90	6.62	2.68
Urban development*	121	5.63	2.42	100	6.49	2.25
Environmental sustainability*	112	5.76	2.19	80	6.84	2.45
Regulatory framework	114	5.56	2.32	58	6.29	2.47
Communicable/non-communicable diseases	133	6.44	2.13	73	6.37	2.51
Poverty reduction	150	7.12	2.24	134	7.27	2.25
Anti corruption*	151	6.01	2.90	132	7.06	2.47
Private sector development*	125	5.78	2.52	151	6.87	2.20
Foreign direct investment attraction*	90	4.97	2.39	73	6.55	2.53
Water and sanitation	145	6.55	2.15	102	6.75	2.51
Trade and exports	108	5.61	2.33	72	6.22	2.65
Economic growth*	133	5.98	2.10	104	6.62	2.51
Health	149	6.93	2.11	145	6.83	2.07
Disaster management*	115	5.34	2.58	136	6.56	2.12
Public sector governance/reform*	155	6.63	2.19	155	7.39	2.01
Job creation/employment*	113	4.41	2.36	152	7.22	2.06
Financial markets*	101	4.76	2.28	71	6.67	2.53
Equality of opportunity*	93	4.81	2.71	65	6.11	2.55
Energy*	93	4.74	2.66	124	6.41	2.38
Rural development*	148	6.43	2.22	144	7.43	2.06
Global/regional integration*	93	5.08	2.50	63	6.62	2.61
Food security*	109	5.97	2.43	131	7.29	2.23
Education	137	6.83	2.21	143	7.30	2.14
Social protection*	111	5.43	2.23	77	6.52	2.83
Climate change*	96	5.41	2.32	131	7.28	2.04
Agricultural development*	111	5.91	2.43	166	8.34	2.19
Natural resource management*	87	5.23	2.61	136	6.63	2.12

\*Significantly different between FY2016 and FY2013

	FY 2013			FY 2016		
	N	Mean	SD	N	Mean	SD
To what extent does the World Bank Group's work help to achieve development results in Niger?*	169	6.77	2.17	177	7.21	1.69

(1-To no degree at all, 10-To a very significant degree) \*Significantly different between FY2016 and FY2013

To what extent do you agree with the following statements about the World Bank Group in Niger?

(1-Strongly disagree, 10-Strongly agree)

	FY 2013			FY 2016		
	N	Mean	SD	N	Mean	SD
The World Bank Group's financial instruments meet the needs of Niger	171	6.15	2.41	178	6.25	2.33
The World Bank Group meets Niger's needs for knowledge services	161	5.95	2.34	165	5.95	2.04



### D. The World Bank Group's Knowledge Work and Activities

How frequently do you consult World Bank Group's knowledge work and activities in the work you do?

Percentage of Respondents	FY 2013	FY 2016
Weekly	7.4%	6.9%
Monthly	17.0%	17.2%
A few times a year	42.6%	44.3%
Rarely	27.1%	23.6%
Never	5.9%	7.9%

In Niger, to what extent do you believe that the World Bank Group's knowledge work and activities:

(1-To no degree at all, 10-To a very significant degree)

	FY 2013			FY 2016		
	N	Mean	SD	N	Mean	SD
Are timely	138	6.43	2.70	162	6.89	2.20
Include appropriate level of stakeholder involvement during preparation	129	5.23	2.33	101	5.73	2.58
Lead to practical solutions				102	6.27	2.53
Are accessible (well written and easy to understand)*	138	6.70	2.24	123	5.74	2.75
Are source of relevant information on global good practices*	128	5.84	2.31	120	6.65	2.61
Are adequately disseminated	129	4.69	2.29	137	4.87	2.83
Are translated enough into local language*	117	5.14	2.55	123	3.22	2.74
Are adaptable to Niger's specific development challenges and country circumstances*	139	6.34	2.19	149	5.73	2.75

\*Significantly different between FY2016 and FY2013

	FY 2013			FY 2016		
	N	Mean	SD	N	Mean	SD
Overall, how significant a contribution do you believe the World Bank Group's knowledge work and activities make to development results in your country?	166	7.16	2.16	178	7.16	1.93
Overall, how would you rate the technical quality of the World Bank Group's knowledge work and activities?	169	6.78	2.20	177	6.93	2.03

(1-Not significant at all, 10-Very significant; 1-Very low technical quality, 10-Very high technical quality)

### E. Working with the World Bank Group

To what extent do you agree/disagree with the following statements? (1-Strongly disagree, 10-Strongly agree)

	FY 2013			FY 2016		
	N	Mean	SD	N	Mean	SD
The World Bank Group disburses funds promptly*	163	3.69	2.50	176	4.55	2.42
The World Bank Group effectively monitors and evaluates the projects and programs it supports*	163	7.00	2.48	170	7.55	2.29
The World Bank Group's approvals and reviews are done in a timely fashion*	116	6.41	2.24	109	5.16	2.53
The World Bank Group's "Safeguard Policy" requirements are reasonable	117	5.64	2.19	91	5.57	2.52
The World Bank Group's conditions on its lending are reasonable	135	5.90	2.59	134	5.85	2.50
The World Bank Group takes decisions quickly in Niger				138	5.34	2.42
Working with the World Bank Group increases Niger's institutional capacity	162	6.94	2.25	163	7.32	2.19
Where country systems are adequate, the World Bank Group makes appropriate use of them	109	6.42	2.40	107	6.55	2.61
The World Bank Group provides effective implementation support	155	6.85	2.39	177	7.14	2.26

\*Significantly different between FY2016 and FY2013

**G. Communication and Information Sharing**

Are you aware of the World Bank Group's Access to Information Policies under which the WBG discloses any information in its possession that is not a list of exceptions?\*

Percentage of Respondents	FY 2013	FY 2016
Yes	29.7%	18.3%
No	70.3%	81.7%

\*Significantly different between FY2016 and FY2013

Have you requested information from the World Bank Group on its activities in the past year?\*

Percentage of Respondents	FY 2013	FY 2016
Yes	23.3%	8.0%
No	76.7%	92.0%

\*Significantly different between FY2016 and FY2013

Were you able to obtain this information?

Percentage of Respondents	FY 2013	FY 2016
Yes	76.3%	73.3%
No	23.7%	26.7%

Do you have access to the Internet?\*

Percentage of Respondents	FY 2013	FY 2016
Yes	92.9%	54.9%
No	7.1%	45.1%

\*Significantly different between FY2016 and FY2013

Do you use/have used the World Bank Group website?\*

Percentage of Respondents	FY 2013	FY 2016
Yes	54.4%	25.1%
No	45.6%	74.9%

\*Significantly different between FY2016 and FY2013

Which Internet connection do you use primarily when visiting a World Bank Group website?

Percentage of Respondents	FY 2013	FY 2016
High speed/WiFi	61.2%	55.5%
Dial-up	38.8%	44.5%

Please rate how much you agree with the following statements. (1-Strongly disagree, 10-Strongly agree)

	FY 2013			FY 2016		
	N	Mean	SD	N	Mean	SD
I find the World Bank Group's websites easy to navigate	108	6.52	2.19	94	6.21	3.16
I find the information on the World Bank Group's websites useful	103	6.20	2.10	71	6.00	3.26
When I need information from the World Bank Group I know how to find it	115	5.97	2.18	115	5.88	3.29
The World Bank Group is responsive to my information requests and inquiries	120	5.16	2.96	118	4.50	3.41

## Appendix F: Indicator Questions as a Function of Exposure to the World Bank Group

Indicator Question	Currently, do you professionally collaborate/work with the World Bank Group in your country?		Which of the following describes most of your exposure to the World Bank Group in Niger? (Choose no more than TWO)									
	Not collaborating with the WBG	Collaborating with the WBG	Observer		Use WBG reports/data		Engage in WBG activities		Collaborate		Use WBG website	
			No Mean	Yes Mean	No Mean	Yes Mean	No Mean	Yes Mean	No Mean	Yes Mean	No Mean	Yes Mean
Overall, please rate your impression of the World Bank Group's effectiveness in Niger.	6.44	7.06	6.91	6.34	6.45	7.22	6.49	7.03	6.24	6.81	6.68	5.95
Overall the World Bank Group currently plays a relevant role in development in Niger	6.87	7.49	7.04	7.16	7.03	7.42	7.07	7.23	6.63	7.36	7.23	6.29
The World Bank Group's work is aligned with what I consider the development priorities for Niger	5.65	6.43	6.15	5.73	5.85	6.24	5.60	7.33	6.02	5.87	6.14	4.00
Responsiveness to needs	4.47	5.80	5.46	4.21	4.84	4.96	4.85	4.94	4.79	4.92	4.77	5.42
Flexibility (in terms of the institution's products and services)	4.30	5.76	5.31	4.21	4.52	5.73	4.62	5.35	5.02	4.62	4.71	5.25
Flexibility (in terms of changing country circumstances)	4.36	5.62	5.48	3.96	4.44	5.92	4.39	5.86	5.17	4.45	4.77	4.56
Being inclusive	4.78	6.35	6.69	3.95	5.14	6.50	4.91	6.68	5.83	5.04	5.28	5.90
Openness (sharing data and other information)	5.06	7.38	6.52	4.83	5.45	6.63	5.30	7.04	6.15	5.38	5.67	5.79
Collaboration with the Government	7.26	8.12	7.85	7.21	7.33	8.36	7.29	8.42	7.72	7.38	7.54	7.20
The speed in which it gets things accomplished on the ground	5.65	6.07	6.15	5.57	5.78	6.23	5.75	6.28	5.93	5.81	5.74	6.56
Ease of access to the people at the World Bank Group who are making decisions important to my work	4.36	5.44	4.70	4.68	4.68	4.74	4.37	6.00	4.96	4.51	4.73	4.47
Collaboration with civil society	5.90	6.56	6.23	5.84	6.08	5.69	5.98	6.14	5.49	6.30	6.14	5.11
Staff accessibility	3.91	5.31	4.36	4.10	4.09	4.80	4.07	4.85	4.50	4.05	4.32	3.69
Collaboration with other donors and development partners	7.06	7.30	7.30	7.05	7.08	7.50	6.97	7.96	7.20	7.13	7.17	7.06
Collaboration with the private sector	6.33	6.79	6.12	6.64	6.48	6.08	6.33	6.77	6.14	6.58	6.52	5.65
Straightforwardness and honesty	6.61	7.23	6.91	6.37	6.56	6.95	6.51	7.25	6.83	6.53	6.78	5.88
Treating clients and stakeholders in Niger with respect	6.30	7.55	7.07	6.09	6.61	6.67	6.33	7.52	6.55	6.69	6.60	6.72
Being a long-term partner	8.20	8.83	8.49	8.22	8.31	8.54	8.25	8.71	8.31	8.37	8.39	8.05
To what extent does the World Bank Group's work help to achieve development results in Niger?	7.06	7.66	7.44	7.05	7.16	7.57	7.14	7.61	6.98	7.36	7.32	6.60
The World Bank Group's financial instruments (i.e., investment lending, Development Policy Loan, Trust Funds, Program 4 Result, etc.) meet the needs of Niger	6.11	6.71	6.42	6.28	6.32	6.48	6.37	6.24	5.92	6.54	6.40	5.95
The World Bank Group meets Niger's needs for knowledge services (e.g., research, analysis, data, technical assistance)	5.82	6.39	6.16	5.86	5.98	6.07	5.83	6.74	6.24	5.88	6.01	5.82
The World Bank Group's knowledge work and activities are adaptable to Niger's specific development challenges and country circumstances	5.42	7.08	6.67	5.03	5.60	6.85	5.62	6.71	6.36	5.53	5.81	6.06
Overall, how significant a contribution do you believe the World Bank Group's knowledge work and activities make to development results in your country?	7.12	7.49	7.46	7.01	7.10	7.74	7.14	7.58	7.19	7.24	7.25	7.00
Overall, how would you rate the technical quality of the World Bank Group's knowledge work and activities?	6.91	7.47	7.17	6.69	6.78	7.50	6.87	7.06	7.05	6.84	6.95	6.62
The World Bank Group takes decisions quickly in Niger	5.25	5.89	5.38	5.25	5.37	5.11	5.26	5.57	4.77	5.63	5.44	4.33
Where country systems (e.g., procurement, financial management, etc.) are adequate, the World Bank Group makes appropriate use of them	6.14	7.63	7.08	6.00	6.37	7.20	5.97	8.33	7.00	6.17	6.57	6.31

Yellow highlight indicates significant difference between Yes and No means.

## Appendix G: Niger FY 2016 Questionnaire



### World Bank Group Country Survey FY16 – Niger

The World Bank Group is interested in gauging the views of clients and partners who are either involved in development in Niger or who observe activities related to social and economic development. The following survey will give the World Bank Group’s team that works in Niger, greater insight into how the Bank’s work is perceived. This is one tool the World Bank Group uses to assess the views of its stakeholders, and to develop more effective strategies that support development in Niger.

A local independent firm has been hired to oversee the logistics of this survey. This ensures anonymity and confidentiality. We hope you’ll be candid.

Finally, the survey relates to the World Bank Group’s work. The World Bank Group consists of IBRD, IDA, IFC, MIGA, and ICSID. When responding to the survey, please consider the area of the World Bank Group with which you are most familiar.

**To complete the survey, please circle/check the response that most accurately reflects your opinion. If you prefer not to answer a question, please leave it blank. If you feel that you do not have an adequate amount of information on a subject, please check “Don’t know”.**

**PLEASE NOTE: IN SOME CASES THE SURVEY WILL ASK FOR A SPECIFIC NUMBER OF RESPONSES. PLEASE DO NOT CHOOSE ANY MORE THAN REQUESTED. IF MORE RESPONSES ARE CHOSEN, DATA CANNOT BE INCLUDED IN ANALYSIS.**

#### SECTION A: GENERAL ISSUES FACING NIGER

A1. In general would you say that Niger is headed in ... ?	
1	The right direction
2	The wrong direction
3	Not sure



## SECTION A: GENERAL ISSUES

<b>A2. Listed below are a number of development priorities in Niger.</b>			
<b>Please identify which of the following you consider the most important development priorities in Niger? (Choose no more than THREE)</b>			
1	Global/regional integration	17	Climate change (e.g., mitigation, adaptation)
2	Food security	18	Poverty reduction
3	Public sector governance/reform (i.e., government effectiveness, public financial management, public expenditure, fiscal system reform)	19	Transport (e.g., roads, bridges, transportation)
4	Social protection (e.g., pensions, targeted social assistance)	20	Education
5	Gender equity	21	Agricultural development
6	Private sector development (e.g., investment climate, access to finance, justice mechanisms, energy, etc.)	22	Trade and exports
7	Foreign direct investment attraction	23	Crime and violence
8	Urban development	24	Anti-corruption
9	Energy	25	Law and justice (e.g., judicial system)
10	Job creation/employment (e.g., youth skills building, focus on labor intensive activities such as construction)	26	Regulatory framework
11	Rural development	27	Communicable/non-communicable diseases
12	Financial markets	28	Natural resource management (e.g., oil, gas, mining)
13	Water and sanitation	29	Economic growth
14	Environmental sustainability	30	Disaster management
15	Equality of opportunity (i.e., equity)	31	Information and communications technology
16	Health		

**SECTION A: GENERAL ISSUES**

**A3. The World Bank Group has committed itself to twin goals: ending extreme poverty by 2030 and boosting shared prosperity. Poverty reduction is a broad term that encompasses work in many different areas.**

**Which THREE areas of development listed below do you believe would contribute most to reducing poverty in Niger? (Choose no more than THREE)**

1	Water and sanitation	16	Anti corruption
2	Equality of opportunity (i.e., equity)	17	Education
3	Rural development	18	Foreign direct investment attraction
4	Climate change (e.g., mitigation, adaptation)	19	Energy
5	Global/regional integration	20	Public sector governance/reform (i.e., government effectiveness, public financial management, public expenditure, fiscal system reform)
6	Gender equity	21	Private sector development (e.g., investment climate, access to finance, justice mechanisms, energy, etc.)
7	Economic growth	22	Natural resource management (e.g., oil, gas, mining)
8	Urban development	23	Environmental sustainability
9	Regulatory framework	24	Health
10	Social protection (e.g., pensions, targeted social assistance)	25	Agricultural development
11	Law and justice (e.g., judicial system)	26	Disaster management
12	Transport (e.g., roads, bridges, transportation)	27	Job creation/employment (e.g., youth skills building, focus on labor intensive activities such as construction)
13	Crime and violence	28	Financial markets
14	Communicable/non-communicable diseases	29	Trade and exports
15	Information and communications technology	30	Food security

## SECTION A: GENERAL ISSUES

**A4. The World Bank Group's "Shared Prosperity" goal captures two key elements, economic growth and equity. It will seek to foster income growth among the bottom 40 percent of a country's population. Improvement in the Shared Prosperity Indicator requires growth and well-being of the less well-off. When thinking about the idea of "shared prosperity" in your country, which of the following TWO best illustrate how this would be achieved in Niger? (Choose no more than TWO)**

1	Consistent economic growth
2	More reliable social safety net
3	Greater access to finance for the poor (i.e., by developing simple mechanism such as micro-finance)
4	Greater voice and participation for citizens to help ensure greater accountability
5	Greater access to health and nutrition for citizens
6	Better entrepreneurial opportunities (i.e., to start small and medium sized businesses)
7	A growing middle class
8	Better opportunity for the poor who live in rural areas
9	Better opportunity for the poor who live in urban areas
10	Better employment opportunities for young people (i.e., by developing labor intensive activities and building youth skills)
11	Better employment opportunities for women
12	Greater equity of fiscal policy
13	Education and training that better ensure job opportunity
14	Better quality public services
15	Other (please specify): _____

**A5. Do you think the gap between the rich and the poor is a very big problem, a moderately big problem, a small problem or not a problem at all in Niger? (Select only ONE response)**

1	A very big problem
2	A moderately big problem
3	A small problem
4	Not a problem at all
5	Don't know

**A6. In your view, is global climate change a very serious problem, somewhat serious, not too serious, or not a problem? (Select only ONE response)**

1	A very serious problem
2	A somewhat serious problem
3	Not too serious problem
4	Not a problem
5	Don't know

## SECTION B: OVERALL ATTITUDES TOWARD THE WORLD BANK GROUP

<b>B1. How familiar are you with the work of the World Bank Group in Niger?</b>									
1	2	3	4	5	6	7	8	9	10
Not familiar at all					Extremely familiar				

<b>B2. Overall, please rate your impression of the World Bank Group's effectiveness in Niger.</b>										
1	2	3	4	5	6	7	8	9	10	<input type="checkbox"/>
Not effective at all					Very effective					Don't know

<b>B3. To what extent do you believe the World Bank Group's staff is well prepared (e.g., skills and knowledge) to help Niger solve its most complicated development challenges?</b>										
1	2	3	4	5	6	7	8	9	10	<input type="checkbox"/>
To no degree at all					To a very significant degree					Don't know

<b>B4. When thinking about how the World Bank Group can have the most impact on development results in Niger, in which sectoral areas do you believe the World Bank Group should focus most of its resources (financial and knowledge services) in Niger? (Choose no more than THREE)</b>			
1	Health	17	Economic growth
2	Crime and violence	18	Private sector development (e.g., investment climate, access to finance, justice mechanisms, energy, etc.)
3	Transport (e.g., roads, bridges, transportation)	19	Water and sanitation
4	Agricultural development	20	Food security
5	Global/regional integration	21	Climate change (e.g., mitigation, adaptation)
6	Job creation/employment (e.g., youth skills building, focus on labor intensive activities such as construction)	22	Information and communications technology
7	Public sector governance/reform (i.e., government effectiveness, public financial management, public expenditure, fiscal system reform)	23	Trade and exports
8	Social protection (e.g., pensions, targeted social assistance)	24	Equality of opportunity (i.e., equity)
9	Rural development	25	Law and justice (e.g., judicial system)
10	Foreign direct investment attraction	26	Regulatory framework
11	Education	27	Communicable/non-communicable diseases
12	Energy	28	Natural resource management (e.g., oil, gas, mining)
13	Gender equity	29	Poverty reduction
14	Financial markets	30	Anti corruption
15	Urban development	31	Disaster management
16	Environmental sustainability		

## SECTION B: OVERALL ATTITUDES TOWARD THE WORLD BANK GROUP

<b>B5. When thinking about the World Bank Group's role, which activity do you believe is of greatest VALUE and which activity is of second greatest value in Niger?</b>			
		<b>Greatest Value (Choose only ONE)</b>	<b>Second Greatest Value (Choose only ONE)</b>
1	Policy advice, studies, analyses	<input type="checkbox"/>	<input type="checkbox"/>
2	Data and statistics	<input type="checkbox"/>	<input type="checkbox"/>
3	Convening/facilitating	<input type="checkbox"/>	<input type="checkbox"/>
4	Financial resources	<input type="checkbox"/>	<input type="checkbox"/>
5	Capacity development	<input type="checkbox"/>	<input type="checkbox"/>
6	Technical assistance	<input type="checkbox"/>	<input type="checkbox"/>
7	Help to bring discipline/effective supervision to implementation of investment projects	<input type="checkbox"/>	<input type="checkbox"/>
8	Mobilizing third party financial resources	<input type="checkbox"/>	<input type="checkbox"/>
9	Donor coordination	<input type="checkbox"/>	<input type="checkbox"/>
10	Linkage to non-Bank expertise (i.e., South-South knowledge sharing)	<input type="checkbox"/>	<input type="checkbox"/>
11	Other (please specify): _____	<input type="checkbox"/>	<input type="checkbox"/>

<b>B6. Which of the following do you identify as the World Bank Group's greatest WEAKNESSES in its work in Niger? (Choose no more than TWO)</b>	
1	Too influenced by developed countries
2	Not exploring alternative policy options
3	Not collaborating enough with stakeholders outside the Government
4	Its advice and strategies do not lend themselves to practical problem solving
5	Not enough public disclosure of its work
6	Arrogant in its approach
7	Not client focused
8	The credibility of its knowledge/data
9	World Bank Group's processes too complex
10	Not willing to honestly criticize policies and reform efforts in the country
11	Staff too inaccessible
12	Imposing technocratic solutions without regard to political realities
13	World Bank Group's processes too slow (e.g., too bureaucratic in its operational policies and procedures)
14	Not aligned with other donors' work
15	Not aligned with country priorities
16	Not adequately sensitive to political/social realities in Niger
17	Other (please specify): _____
18	Don't know

## SECTION B: OVERALL ATTITUDES TOWARD THE WORLD BANK GROUP

**B7. Which World Bank Group's mechanisms do you believe are the MOST effective in reducing poverty in Niger? (Choose no more than TWO)**

1	Mobilization of additional resources (e.g., Trust Fund management)
2	Knowledge products/services (analytical work, studies, surveys, etc.)
3	Capacity development
4	Technical assistance (advice, best practice, international experience, etc.)
5	Investment lending (financing specific projects)
6	Policy based lending / budget support to the Government
7	Multi-sectoral approaches
8	Other (please specify): _____
9	Don't know

**B8. To what extent do you believe that the World Bank Group's work and support help the poorest in Niger? (Select only ONE response)**

1	To a fully sufficient degree
2	To a somewhat sufficient degree
3	To a somewhat insufficient degree
4	To a very insufficient degree
5	Don't know

**B9. In addition to the regular relations with the national government, which TWO of the following groups should the World Bank Group collaborate with more in your country? (Choose no more than TWO)**

1	Parliament	7	NGOs/Community Based Organizations (CBOs)
2	Donor community	8	Youth/university groups
3	Media	9	Beneficiaries
4	Local Government	10	Foundations
5	Private sector	11	Other (please specify): _____
6	Academia/think tanks/research institutes	12	Don't know

**To what extent do you agree with the following statements about the World Bank Group's work in Niger?**

		Strongly disagree										Strongly agree	Don't know
<b>B10</b>	Overall the World Bank Group currently plays a relevant role in development in Niger	1	2	3	4	5	6	7	8	9	10	<input type="checkbox"/>	
<b>B11</b>	The World Bank Group's work is aligned with what I consider the development priorities for Niger	1	2	3	4	5	6	7	8	9	10	<input type="checkbox"/>	

## SECTION B: OVERALL ATTITUDES TOWARD THE WORLD BANK GROUP

To what extent is the World Bank Group an effective development partner in Niger, in terms of each of the following?													
		To no degree at all										To a very significant degree	Don't know
		1	2	3	4	5	6	7	8	9	10		
<b>B12</b>	Responsiveness to needs	1	2	3	4	5	6	7	8	9	10		<input type="checkbox"/>
<b>B13</b>	Flexibility (in terms of the institution's products and services)	1	2	3	4	5	6	7	8	9	10		<input type="checkbox"/>
<b>B14</b>	Flexibility (in terms of changing country circumstances)	1	2	3	4	5	6	7	8	9	10		<input type="checkbox"/>
<b>B15</b>	Being inclusive	1	2	3	4	5	6	7	8	9	10		<input type="checkbox"/>
<b>B16</b>	Openness (sharing data and other information)	1	2	3	4	5	6	7	8	9	10		<input type="checkbox"/>
<b>B17</b>	Collaboration with the Government	1	2	3	4	5	6	7	8	9	10		<input type="checkbox"/>
<b>B18</b>	The speed in which it gets things accomplished on the ground	1	2	3	4	5	6	7	8	9	10		<input type="checkbox"/>
<b>B19</b>	Ease of access to the people at the World Bank Group who are making decisions important to my work	1	2	3	4	5	6	7	8	9	10		<input type="checkbox"/>
<b>B20</b>	Collaboration with civil society	1	2	3	4	5	6	7	8	9	10		<input type="checkbox"/>
<b>B21</b>	Staff accessibility	1	2	3	4	5	6	7	8	9	10		<input type="checkbox"/>
<b>B22</b>	Collaboration with other donors and development partners	1	2	3	4	5	6	7	8	9	10		<input type="checkbox"/>
<b>B23</b>	Collaboration with the private sector	1	2	3	4	5	6	7	8	9	10		<input type="checkbox"/>
<b>B24</b>	Straightforwardness and honesty	1	2	3	4	5	6	7	8	9	10		<input type="checkbox"/>
<b>B25</b>	Treating clients and stakeholders in Niger with respect	1	2	3	4	5	6	7	8	9	10		<input type="checkbox"/>
<b>B26</b>	Being a long-term partner	1	2	3	4	5	6	7	8	9	10		<input type="checkbox"/>

<b>B27. When World Bank Group assisted reform efforts fail or are slow to take place, which of the following would you attribute this to? (Choose no more than TWO)</b>	
1	The Government works inefficiently
2	Poor donor coordination
3	The World Bank Group is not sensitive enough to political/social realities on the ground
4	Lack of/inadequate levels of capacity in Government
5	There is not an adequate level of citizen/civil society participation
6	The World Bank Group works too slowly
7	The World Bank Group does not do adequate follow through/follow-up
8	Political pressures and obstacles
9	Reforms are not well thought out in light of country challenges
10	Other (please specify): _____

**SECTION C: WORLD BANK GROUP'S EFFECTIVENESS AND RESULTS**

C1. In your opinion, how IMPORTANT is it for the World Bank Group to be involved in the following areas of development in Niger?													
		Not important at all										Very important	Don't know
		1	2	3	4	5	6	7	8	9	10		
1	Crime and violence	1	2	3	4	5	6	7	8	9	10	<input type="checkbox"/>	
2	Financial markets	1	2	3	4	5	6	7	8	9	10	<input type="checkbox"/>	
3	Transport (e.g., roads, bridges, transportation)	1	2	3	4	5	6	7	8	9	10	<input type="checkbox"/>	
4	Anti corruption	1	2	3	4	5	6	7	8	9	10	<input type="checkbox"/>	
5	Law and justice (e.g., judicial system)	1	2	3	4	5	6	7	8	9	10	<input type="checkbox"/>	
6	Urban development	1	2	3	4	5	6	7	8	9	10	<input type="checkbox"/>	
7	Environmental sustainability	1	2	3	4	5	6	7	8	9	10	<input type="checkbox"/>	
8	Trade and exports	1	2	3	4	5	6	7	8	9	10	<input type="checkbox"/>	
9	Information and communications technology	1	2	3	4	5	6	7	8	9	10	<input type="checkbox"/>	
10	Poverty reduction	1	2	3	4	5	6	7	8	9	10	<input type="checkbox"/>	
11	Gender equity	1	2	3	4	5	6	7	8	9	10	<input type="checkbox"/>	
12	Private sector development (e.g., investment climate, access to finance, justice mechanisms, energy, etc.)	1	2	3	4	5	6	7	8	9	10	<input type="checkbox"/>	
13	Foreign direct investment attraction	1	2	3	4	5	6	7	8	9	10	<input type="checkbox"/>	
14	Water and sanitation	1	2	3	4	5	6	7	8	9	10	<input type="checkbox"/>	
15	Regulatory framework	1	2	3	4	5	6	7	8	9	10	<input type="checkbox"/>	
16	Economic growth	1	2	3	4	5	6	7	8	9	10	<input type="checkbox"/>	
17	Energy	1	2	3	4	5	6	7	8	9	10	<input type="checkbox"/>	
18	Disaster management	1	2	3	4	5	6	7	8	9	10	<input type="checkbox"/>	
19	Public sector governance/reform (i.e., government effectiveness, public financial management, public expenditure, fiscal system reform)	1	2	3	4	5	6	7	8	9	10	<input type="checkbox"/>	
20	Job creation/employment (e.g., youth skills building, focus on labor intensive activities such as construction)	1	2	3	4	5	6	7	8	9	10	<input type="checkbox"/>	
21	Communicable/non-communicable diseases	1	2	3	4	5	6	7	8	9	10	<input type="checkbox"/>	
22	Equality of opportunity (i.e., equity)	1	2	3	4	5	6	7	8	9	10	<input type="checkbox"/>	
23	Social protection (e.g., pensions, targeted social assistance)	1	2	3	4	5	6	7	8	9	10	<input type="checkbox"/>	
24	Rural development	1	2	3	4	5	6	7	8	9	10	<input type="checkbox"/>	
25	Global/regional integration	1	2	3	4	5	6	7	8	9	10	<input type="checkbox"/>	
26	Food security	1	2	3	4	5	6	7	8	9	10	<input type="checkbox"/>	
27	Natural resource management (e.g., oil, gas, mining)	1	2	3	4	5	6	7	8	9	10	<input type="checkbox"/>	
28	Health	1	2	3	4	5	6	7	8	9	10	<input type="checkbox"/>	
29	Climate change (e.g., mitigation, adaptation)	1	2	3	4	5	6	7	8	9	10	<input type="checkbox"/>	
30	Agricultural development	1	2	3	4	5	6	7	8	9	10	<input type="checkbox"/>	
31	Education	1	2	3	4	5	6	7	8	9	10	<input type="checkbox"/>	



**SECTION C: WORLD BANK GROUP'S EFFECTIVENESS AND RESULTS**

**C2. How EFFECTIVE do you believe the World Bank Group is in terms of the work it does in the following areas of development in Niger?** *(If you have NO exposure to/experience in working in any of the sectors listed below, please respond "Don't know")*

		Not effective at all										Very effective	Don't know
		1	2	3	4	5	6	7	8	9	10		
1	Gender equity	1	2	3	4	5	6	7	8	9	10		<input type="checkbox"/>
2	Information and communications technology	1	2	3	4	5	6	7	8	9	10		<input type="checkbox"/>
3	Transport (e.g., roads, bridges, transportation)	1	2	3	4	5	6	7	8	9	10		<input type="checkbox"/>
4	Urban development	1	2	3	4	5	6	7	8	9	10		<input type="checkbox"/>
5	Environmental sustainability	1	2	3	4	5	6	7	8	9	10		<input type="checkbox"/>
6	Regulatory framework	1	2	3	4	5	6	7	8	9	10		<input type="checkbox"/>
7	Communicable/non-communicable diseases	1	2	3	4	5	6	7	8	9	10		<input type="checkbox"/>
8	Poverty reduction	1	2	3	4	5	6	7	8	9	10		<input type="checkbox"/>
9	Anti corruption	1	2	3	4	5	6	7	8	9	10		<input type="checkbox"/>
10	Private sector development (e.g., investment climate, access to finance, justice mechanisms, energy, etc.)	1	2	3	4	5	6	7	8	9	10		<input type="checkbox"/>
11	Foreign direct investment attraction	1	2	3	4	5	6	7	8	9	10		<input type="checkbox"/>
12	Water and sanitation	1	2	3	4	5	6	7	8	9	10		<input type="checkbox"/>
13	Trade and exports	1	2	3	4	5	6	7	8	9	10		<input type="checkbox"/>
14	Economic growth	1	2	3	4	5	6	7	8	9	10		<input type="checkbox"/>
15	Health	1	2	3	4	5	6	7	8	9	10		<input type="checkbox"/>
16	Disaster management	1	2	3	4	5	6	7	8	9	10		<input type="checkbox"/>
17	Public sector governance/reform (i.e., government effectiveness, public financial management, public expenditure, fiscal system reform)	1	2	3	4	5	6	7	8	9	10		<input type="checkbox"/>
18	Job creation/employment (e.g., youth skills building, focus on labor intensive activities such as construction)	1	2	3	4	5	6	7	8	9	10		<input type="checkbox"/>
19	Financial markets	1	2	3	4	5	6	7	8	9	10		<input type="checkbox"/>
20	Equality of opportunity (i.e., equity)	1	2	3	4	5	6	7	8	9	10		<input type="checkbox"/>
21	Energy	1	2	3	4	5	6	7	8	9	10		<input type="checkbox"/>
22	Rural development	1	2	3	4	5	6	7	8	9	10		<input type="checkbox"/>
23	Global/regional integration	1	2	3	4	5	6	7	8	9	10		<input type="checkbox"/>
24	Food security	1	2	3	4	5	6	7	8	9	10		<input type="checkbox"/>
25	Education	1	2	3	4	5	6	7	8	9	10		<input type="checkbox"/>
26	Social protection (e.g., pensions, targeted social assistance)	1	2	3	4	5	6	7	8	9	10		<input type="checkbox"/>
27	Climate change (e.g., mitigation, adaptation)	1	2	3	4	5	6	7	8	9	10		<input type="checkbox"/>
28	Agricultural development	1	2	3	4	5	6	7	8	9	10		<input type="checkbox"/>
29	Natural resource management (e.g., oil, gas, mining)	1	2	3	4	5	6	7	8	9	10		<input type="checkbox"/>

## SECTION C: WORLD BANK GROUP'S EFFECTIVENESS AND RESULTS

<b>C3. To what extent does the World Bank Group's work help to achieve development results in Niger?</b>											
1	2	3	4	5	6	7	8	9	10	<input type="checkbox"/>	
To no degree at all									To a very significant degree		Don't know

<b>To what extent do you agree with the following statements about the World Bank Group in Niger?</b>												
		Strongly disagree								Strongly agree		Don't know
<b>C4</b>	The World Bank Group's financial instruments (i.e., investment lending, Development Policy Loan, Trust Funds, Program 4 Result, etc.) meet the needs of Niger	1	2	3	4	5	6	7	8	9	10	<input type="checkbox"/>
<b>C5</b>	The World Bank Group meets Niger's needs for knowledge services (e.g., research, analysis, data, technical assistance)	1	2	3	4	5	6	7	8	9	10	<input type="checkbox"/>

<b>C6. To what extent do you believe the World Bank Group measures, evaluates, and corrects its work in real time in Niger?</b>											
1	2	3	4	5	6	7	8	9	10	<input type="checkbox"/>	
To no degree at all									To a very significant degree		Don't know

**PLEASE NOTE: IN SOME CASES THE SURVEY WILL ASK FOR A SPECIFIC NUMBER OF RESPONSES. PLEASE DO NOT CHOOSE ANY MORE THAN REQUESTED. IF MORE RESPONSES ARE CHOSEN, DATA CANNOT BE INCLUDED IN ANALYSIS.**

## SECTION D: THE WORLD BANK GROUP'S KNOWLEDGE WORK AND ACTIVITIES (i.e., ANALYSIS, STUDIES, RESEARCH, DATA, REPORTS, CONFERENCES)

D1. How frequently do you consult World Bank Group's knowledge work and activities in the work you do?	
1	Weekly
2	Monthly
3	A few times a year
4	Rarely
5	Never

In Niger, to what extent do you believe that the World Bank Group's knowledge work and activities:													
		To no degree at all										To a very significant degree	Don't know
D2	Are timely	1	2	3	4	5	6	7	8	9	10		<input type="checkbox"/>
D3	Include appropriate level of stakeholder involvement during preparation	1	2	3	4	5	6	7	8	9	10		<input type="checkbox"/>
D4	Lead to practical solutions	1	2	3	4	5	6	7	8	9	10		<input type="checkbox"/>
D5	Are accessible (well written and easy to understand)	1	2	3	4	5	6	7	8	9	10		<input type="checkbox"/>
D6	Are source of relevant information on global good practices	1	2	3	4	5	6	7	8	9	10		<input type="checkbox"/>
D7	Are adequately disseminated	1	2	3	4	5	6	7	8	9	10		<input type="checkbox"/>
D8	Are translated enough into local language	1	2	3	4	5	6	7	8	9	10		<input type="checkbox"/>
D9	Are adaptable to Niger's specific development challenges and country circumstances	1	2	3	4	5	6	7	8	9	10		<input type="checkbox"/>

D10. Overall, how significant a contribution do you believe the World Bank Group's knowledge work and activities make to development results in your country?													
1	2	3	4	5	6	7	8	9	10				<input type="checkbox"/>
Not significant at all									Very significant		Don't know		

D11. Overall, how would you rate the technical quality of the World Bank Group's knowledge work and activities?													
1	2	3	4	5	6	7	8	9	10				<input type="checkbox"/>
Very low technical quality									Very high technical quality		Don't know		

## SECTION E: WORKING WITH THE WORLD BANK GROUP

To what extent do you agree/disagree with the following statements?												
		Strongly disagree									Strongly agree	Don't know
E1	The World Bank Group disburses funds promptly	1	2	3	4	5	6	7	8	9	10	<input type="checkbox"/>
E2	The World Bank Group effectively monitors and evaluates the projects and programs it supports	1	2	3	4	5	6	7	8	9	10	<input type="checkbox"/>
E3	The World Bank Group's approvals and reviews are done in a timely fashion	1	2	3	4	5	6	7	8	9	10	<input type="checkbox"/>
E4	The World Bank Group's "Safeguard Policy" requirements are reasonable	1	2	3	4	5	6	7	8	9	10	<input type="checkbox"/>
E5	The World Bank Group's conditions on its lending are reasonable	1	2	3	4	5	6	7	8	9	10	<input type="checkbox"/>
E6	The World Bank Group takes decisions quickly in Niger	1	2	3	4	5	6	7	8	9	10	<input type="checkbox"/>
E7	Working with the World Bank Group increases Niger's institutional capacity	1	2	3	4	5	6	7	8	9	10	<input type="checkbox"/>
E8	Where country systems (e.g., procurement, financial management, etc.) are adequate, the World Bank Group makes appropriate use of them	1	2	3	4	5	6	7	8	9	10	<input type="checkbox"/>
E9	The World Bank Group provides effective implementation support (i.e., supervision of projects)	1	2	3	4	5	6	7	8	9	10	<input type="checkbox"/>

E10. To what extent do you believe that the World Bank Group's work helps to find solutions that promote private public partnerships in Niger?												
1	2	3	4	5	6	7	8	9	10	<input type="checkbox"/>		
To no degree at all									To a very significant degree		Don't know	

E11. Which of the following best describes the World Bank Group's support in Niger? (Select only one response)												
1	The World Bank Group is sufficiently selective and focuses on the most important development challenges in Niger											
2	The World Bank Group is not sufficiently selective in Niger, and it is involved in too many areas of development.											
3	Don't know											

## SECTION F: THE FUTURE ROLE OF THE WORLD BANK GROUP IN NIGER

<b>F1. Which of the following SHOULD the World Bank Group do to make itself of greater value in Niger? (Choose no more than TWO)</b>	
1	Offer more innovative financial products
2	Ensure greater selectivity in its work
3	Provide more adequate data/knowledge/statistics/figures on Niger's economy, social development, environmental issues, etc.
4	Improve the competitiveness of its financing compared to markets (e.g., cost, timeliness, other terms)
5	Reach out more to groups outside of Government
6	Increase the level of capacity development in the country
7	Improve the quality of its experts as related to Niger's specific challenges
8	Offer more innovative knowledge services
9	Collaborate more effectively with Government clients (e.g., national, state, local)
10	Work faster
11	Reduce the complexity of obtaining World Bank Group financing
12	Other (please specify): _____

<b>F2. When considering the combination of services that the World Bank Group offers in Niger, and taking into account its limited level of resources, which ONE of the following do you believe the World Bank Group should offer more of in Niger? (Select only ONE response)</b>	
1	Financial services
2	Knowledge products
3	Convening services
4	Technical assistance
5	None of the above
6	The combination is appropriate for Niger
7	Don't know

## SECTION G: COMMUNICATION AND INFORMATION SHARING

**G1. How do you get most of your information about economic and social development issues in Niger? (Choose no more than TWO)**

1	Internet and social media (e.g., blogs, Facebook, Twitter, YouTube, Flickr)	6	International television
2	International newspapers	7	Local newspapers
3	Local radio	8	Periodicals
4	International radio	9	Other (please specify): _____
5	Local television		

**G2. How would you prefer to receive information from the World Bank Group? (Choose no more than TWO)**

1	Direct contact with World Bank Group (i.e., face to face meetings/discussions)	5	World Bank Group's website
2	Mobile phones	6	Social media (e.g., blogs, Facebook, Twitter, YouTube, Flickr)
3	World Bank Group's seminars/workshops/conferences	7	e-Newsletters
4	World Bank Group's publications and other written materials	8	Other (please specify): _____

<b>G3</b>	Are you aware of the World Bank Group's Access to Information Policies under which the World Bank Group discloses any information in its possession that is not on a list of exceptions? (If YES please go to Question G4; if NO please go to G5)	<b>Yes</b>	<b>No</b>
-----------	---	------------	-----------

**G4. If yes, from which of the following sources did you learn about the World Bank Group's Access to Information Policies? (Select only ONE response)**

1	World Bank Group's seminars/workshops/conferences
2	World Bank Group's website
3	World Bank Group's e-Newsletters
4	News/Media
5	Colleagues/Friends/Peer organizations
6	Other (please specify): _____

<b>G5</b>	Have you requested information from the World Bank Group on its activities in the past year? (If YES please go to Question G6; if NO please go to G7)	<b>Yes</b>	<b>No</b>
<b>G6</b>	Were you able to obtain this information?	<b>Yes</b>	<b>No</b>
<b>G7</b>	Do you have access to the Internet?	<b>Yes</b>	<b>No</b>
<b>G8</b>	Do you use/have you used the World Bank Group website?	<b>Yes</b>	<b>No</b>
<b>G9</b>	Do you currently consult the World Bank Group social media sites (e.g., blogs, Facebook, Twitter, YouTube, Flickr)?	<b>Yes</b>	<b>No</b>

## SECTION G: COMMUNICATION AND INFORMATION SHARING

G10. Which Internet connection do you use primarily when visiting a World Bank Group website?	
1	High speed/WiFi
2	Dial-up

Please rate how much you agree with the following statements.													
		Strongly disagree										Strongly agree	Don't know
<b>G11</b>	I find the World Bank Group's websites easy to navigate. <i>(Only answer if you have used a World Bank Group website)</i>	1	2	3	4	5	6	7	8	9	10	<input type="checkbox"/>	
<b>G12</b>	I find the information on the World Bank Group's websites useful. <i>(Only answer if you have used a World Bank Group website)</i>	1	2	3	4	5	6	7	8	9	10	<input type="checkbox"/>	
<b>G13</b>	The World Bank Group's social media channels (e.g., blogs, Facebook, Twitter, YouTube, Flickr) are valuable sources of information about the institution	1	2	3	4	5	6	7	8	9	10	<input type="checkbox"/>	
<b>G14</b>	When I need information from the World Bank Group I know how to find it (e.g., whom to call, where to reach them, etc.)	1	2	3	4	5	6	7	8	9	10	<input type="checkbox"/>	
<b>G15</b>	The World Bank Group is responsive to my information requests and inquiries	1	2	3	4	5	6	7	8	9	10	<input type="checkbox"/>	

## SECTION H: BACKGROUND INFORMATION

<b>H1. Which of the following best describes your current position? (Select only ONE response)</b>			
1	Office of the President, Prime Minister	11	NGO/Community Based Organization
2	Office of Minister	12	Media (press, radio, TV, web, etc.)
3	Office of Parliamentarian	13	Independent Government Institution (i.e., Regulatory Agency, Central Bank/oversight institution)
4	Employee of a Ministry, Ministerial Department or Implementation Agency	14	Trade Union
5	Project Management Unit (PMU) overseeing implementation of project/ Consultant/Contractor working on World Bank Group supported project/program	15	Faith-Based Group
6	Local Government Office or Staff	16	Youth Group
7	Bilateral/Multilateral Agency	17	Academia/Research Institute/Think Tank
8	Private Sector Organization	18	Judiciary Branch
9	Private Foundation	19	Other (please specify): _____
10	Financial Sector/Private Bank		

<b>H2. Please identify the primary specialization of your work. (Select only ONE response)</b>			
1	Water	12	Gender
2	Social protection and labor	13	Transport and ICT
3	Fragility, conflict and violence	14	Urban, rural, and social development
4	Environment and natural resources	15	Governance
5	Public-private partnerships	16	Poverty
6	Education	17	Jobs
7	Health, nutrition, and population	18	Agriculture
8	Energy and extractives	19	Climate Change
9	Macroeconomics and fiscal management	20	Generalist (specialized in multiple sectors)
10	Trade and competitiveness	21	Other (please specify): _____
11	Finance and markets		

<b>H3. Currently, do you professionally collaborate/work with the World Bank Group (IDA, IFC, or MIGA) in your country? (Select only ONE response)</b>	
1	Yes
2	No

<b>H4. Which of the following agencies of the World Bank Group do you primarily engage with in Niger? (Select only ONE response)</b>	
1	The World Bank (International Development Association - IDA)
2	The International Finance Corporation (IFC)
3	The Multilateral Investment Guarantee Agency (MIGA)
4	Other (please specify): _____



## SECTION H: BACKGROUND INFORMATION

**H5. Do your projects involve both the World Bank and the IFC?**  
(If YES please go to Question H6; If NO please go to H7)

1	Yes
2	No

**H6. If yes, what was your view of how the two institutions work together in Niger?**  
(Select only ONE response)

1	The two institutions work well together
2	The way the two institutions work together needs improvement
3	The two institutions do not work well together
4	Don't know

**H7. Which of the following describes most of your exposure to the World Bank Group in Niger?**  
(Choose no more than TWO)

1	Observer (i.e., follow in media, discuss in informal conversations, etc.)
2	Use World Bank Group reports/data
3	Engage in World Bank Group related/sponsored events/activities
4	Collaborate as part of my professional duties
5	Use World Bank Group website for information, data, research, etc.

**H8. What's your gender?**

1	Female
2	Male

**H9. Which best represents your geographic location?**

1	Niamey
2	Dosso
3	Tillaberi
4	Maradi
5	Zinder
6	Diffa
7	Tahoua
8	Agadez
9	Rural areas

**Thank you for completing the survey!**