


AUTHORIZED FOR PUBLIC DISCLOSURE

Malawi Government
National Statistical Office

Questionnaire
Number

THIRD INTEGRATED HOUSEHOLD SURVEY, 2010/11

THIS SURVEY IS BEING CONDUCTED BY THE NATIONAL STATISTICAL OFFICE UNDER THE AUTHORITY OF THE 1967 STATISTICS ACT.

THIS INFORMATION IS STRICTLY CONFIDENTIAL AND IS TO BE USED FOR STATISTICAL PURPOSES ONLY.

AGRICULTURE QUESTIONNAIRE

MODULE A-1: HOUSEHOLD IDENTIFICATION

WRITE CODES FOR TA, STA, OR TOWN; EA; AND HH ID. WRITE NAME OF DISTRICT; TA; VILLAGE; AND HOUSEHOLD HEAD.

| | CODE | NAME |
|--------------------------------|--|-------|
| A01. DISTRICT: | <input type="text"/> <input type="text"/> <input type="text"/> | ----- |
| A02. TA, STA, or TOWN: | <input type="text"/> <input type="text"/> | ----- |
| A03. ENUMERATION AREA: | <input type="text"/> <input type="text"/> <input type="text"/> | ----- |
| A04. PLACE / VILLAGE NAME: | | ----- |
| A05. HOUSEHOLD ID (FROM LIST): | <input type="text"/> <input type="text"/> <input type="text"/> | ----- |
| A06. NAME OF HOUSEHOLD HEAD: | | ----- |

MARK BOX WITH AN 'X' AND NUMBER FORMS BELOW IF YOU USE MORE THAN THIS SINGLE FORM TO COLLECT INFORMATION FROM THIS HOUSEHOLD. IF SO, BE SURE TO MARK IN THE SAME WAY THE OTHER FORMS USED FOR THIS HOUSEHOLD.

☐

FORM ____ OF ____ FORMS IN TOTAL

MODULE A-2: SURVEY STAFF DETAILS

A07. NAME OF ENUMERATOR:

A08. ENUMERATOR CODE:

| | | |
|--|--|--|
| | | |
|--|--|--|

A09. DATE OF INTERVIEW:

| | | |
|---|---|--|
| / | / | |
|---|---|--|

(ENUMERATOR
»NEXT PAGE)

A10. NAME OF FIELD SUPERVISOR:

A11. FIELD SUPERVISOR CODE:

| | | |
|--|--|--|
| | | |
|--|--|--|

A12. DATE OF
QUESTIONNAIRE
INSPECTION:

| | | |
|---|---|--|
| / | / | |
|---|---|--|

A13. NAME OF ZONE SUPERVISOR:

A14. ZONE SUPERVISOR CODE:

| | | |
|--|--|--|
| | | |
|--|--|--|

A15. DATE OF
QUESTIONNAIRE
INSPECTION:

| | | |
|---|---|--|
| / | / | |
|---|---|--|

A16. NAME OF DATA ENTRY CLERK:

A17. DATA ENTRY CLERK CODE:

| | | |
|--|--|--|
| | | |
|--|--|--|

A18. DATE OF DATA ENTRY:

| | | |
|---|---|--|
| / | / | |
|---|---|--|

A19. NAME OF DATA VALIDATION CLERK:

A20. DATA VALIDATION CLERK CODE:

| | | |
|--|--|--|
| | | |
|--|--|--|

A21. DATE OF DATA VALIDATION:

| | | |
|---|---|--|
| / | / | |
|---|---|--|

RECORD GENERAL NOTES ABOUT THE INTERVIEW AND ANY SPECIAL INFORMATION
THAT WILL BE HELPFUL FOR SUPERVISORS AND DATA ANALYSIS.

TABLE OF CONTENTS

PAGE

| | |
|----|--|
| 3 | AG-MODULE B: 2008/2009 RAINY SEASON |
| 7 | AG-MODULE C: PLOT ROSTER - [RAINY SEASON] |
| 8 | PLOT SKETCH MAP |
| 9 | AG-MODULE D: PLOT DETAILS - [RAINY SEASON] |
| 20 | AG-MODULE E: COUPON USE - [RAINY SEASON] |
| 24 | AG-MODULE F: OTHER INPUTS - [RAINY SEASON] |
| 31 | AG-MODULE G: CROPS - [RAINY SEASON] |
| 33 | AG-MODULE H: SEEDS - [RAINY SEASON] |
| 39 | AG-MODULE I: SALES/STORAGE - [RAINY SEASON] |
| 45 | AG-MODULE J: PLOT ROSTER -[DRY (DIMBA) SEASON] |
| 46 | AG-MODULE K: PLOT DETAILS - [DRY (DIMBA) SEASON] |
| 54 | AG-MODULE L: OTHER INPUTS - [DRY (DIMBA) SEASON] |

PAGE

| | |
|----|---|
| 61 | AG-MODULE M: CROPS - [DRY (DIMBA) SEASON] |
| 63 | AG-MODULE N: SEEDS - [DRY (DIMBA) SEASON] |
| 69 | AG-MODULE O: SALES/STORAGE - [DRY (DIMBA) SEASON] |
| 75 | AG-MODULE P: TREE / PERMANENT CROP PRODUCTION - LAST 12 MONTHS |
| 77 | AG-MODULE Q: TREE/PERMANENT CROP SALES/STORAGE - LAST 12 MONTHS |
| 83 | AG-MODULE R: LIVESTOCK |
| 87 | AG-MODULE S: LIVESTOCK PRODUCTS |
| 89 | AG-MODULE T: ACCESS TO EXTENSION SERVICES |
| 91 | NETWORK ROSTER |
| 92 | CROP/SEED CODES |

AG-MODULE B: 2008/2009 RAINY SEASON

A-0. **ENUMERATOR:** IS THIS A CROSS-SECTIONAL HOUSEHOLD? YES...1 >> NEXT MODULE
NO....2

11

[illegible]

TO ACCOMPANY INFORMATION COLLECTED ON "QUANTITY", WITH THE EXCEPTION OF LAND AREA:

| | | | |
|-----------------|-----------------|--------------------|---------------------|
| CODES FOR UNIT: | | | |
| KILOGRAM.....1 | PAIL (LARGE)..5 | PIECE.....9 | OTHER (SPECIFY)..13 |
| 50 KG BAG.....2 | NO. 10 PLATE..6 | BALE.....10 | |
| 90 KG BAG.....3 | NO. 12 PLATE..7 | BASKET (DENGU)..11 | |
| PAIL (SMALL)..4 | BUNCH.....8 | OX-CART.....12 | |

CODE FOR S/U:
S: SHELLED...1 U: UNSHELLED..2 NOT APPLICABLE..3

AG-MODULE B: 2008/2009 RAINY SEASON (CONTINUED)

| | | | | | ALTERNATIVE USES | | | | | | | | | | | | | | | |
|-----------|-----------|--|--|--|---|---|---|--|--|--|-----|----------|------|-----|----------|------|-----|----------|------|-----|
| CROP NAME | CROP CODE | 8. What was the <u>total value</u> of <u>all</u> [CROP] sales? | 9. Who in your household kept/decided what to do with the earnings from <u>all</u> [CROP] sales? | | 10. What was the <u>total cost of transportation</u> associated with <u>all</u> [CROP] sales during the 2008/2009 rainy season? | 11. How much of the harvested [CROP] during the 2008/2009 rainy season was <u>given out as gifts or reimbursements</u> for land, labour? | 12. How much of the harvested [CROP] during the 2008/2009 rainy season was <u>given out as reimbursements</u> for inputs borrowed or <u>acquired on credit</u> ? | 13. How much of the harvested [CROP] during the 2008/2009 rainy season was used for animal feed? | 14. How much of the harvested [CROP] during the 2008/2009 rainy season was used as <u>input for [CROP] by-products</u> that your household <u>sold</u> , if any, <u>for cash or in-kind goods/services</u> ? | 15. How much of the harvested [CROP] during the 2008/2009 rainy season was saved <u>for seed</u> ? | | | | | | | | | | |
| | | ESTIMATE THE VALUE OF IN-KIND PAYMENTS | LIST UP TO 2 FROM HOUSEHOLD ROSTER | INCLUDE ALL TRIPS FROM AND BACK TO THE FARM. IF NOTHING, RECORD ZERO, AND CONTINUE TO 11. | EXCLUDE REIMBURSEMENTS FOR INPUTS BORROWED / ACQUIRED ON CREDIT. IF NOTHING, RECORD ZERO FOR "QUANTITY" AND CONTINUE TO 12. FOR ALL APPLICABLE CROPS, MAKE SURE TO ASK WHETHER THE REPORTED VALUE IS SHELLED OR UNSHELLED. | IF NOTHING, RECORD ZERO FOR "QUANTITY" AND CONTINUE TO 13. FOR ALL APPLICABLE CROPS, MAKE SURE TO ASK WHETHER THE REPORTED VALUE IS SHELLED OR UNSHELLED. | EXCLUDE THE QUANTITY OF CROP USED AS ANIMAL FEED DUE TO PEST DAMAGE. IF NOTHING, RECORD ZERO FOR "QUANTITY" AND CONTINUE TO 14. FOR ALL APPLICABLE CROPS, MAKE SURE TO ASK WHETHER THE REPORTED VALUE IS SHELLED OR UNSHELLED. | EXCLUDE CROP USED AS INPUT FOR OWN-PRODUCED BY-PRODUCTS CONSUMED AT HOME. IF NOTHING, RECORD ZERO FOR "QUANTITY" AND CONTINUE TO 15. FOR ALL APPLICABLE CROPS, MAKE SURE TO ASK WHETHER THE REPORTED VALUE IS SHELLED OR UNSHELLED. | IF NOTHING, RECORD ZERO FOR "QUANTITY" AND CONTINUE TO 16. FOR ALL APPLICABLE CROPS, MAKE SURE TO ASK WHETHER THE REPORTED VALUE IS SHELLED OR UNSHELLED. | | | | | | | | | | | |
| | | MK | HH ROSTER ID CODE # 1 | HH ROSTER ID CODE # 2 | MK | QUANTITY | UNIT | S/U | QUANTITY | UNIT | S/U | QUANTITY | UNIT | S/U | QUANTITY | UNIT | S/U | QUANTITY | UNIT | S/U |
| | | | | | | | | | | | | | | | | | | | | |
| | | | | | | | | | | | | | | | | | | | | |
| | | | | | | | | | | | | | | | | | | | | |
| | | | | | | | | | | | | | | | | | | | | |
| | | | | | | | | | | | | | | | | | | | | |
| | | | | | | | | | | | | | | | | | | | | |
| | | | | | | | | | | | | | | | | | | | | |

TO ACCOMPANY INFORMATION COLLECTED ON "QUANTITY":

CODES FOR UNIT:
KILOGRAM.....1 PAIL (LARGE)..5 PIECE.....9 OTHER (SPECIFY)..13
50 KG BAG.....2 NO. 10 PLATE..6 BALE.....10
90 KG BAG.....3 NO. 12 PLATE..7 BASKET (DENGU)..11
PAIL (SMALL)..4 BUNCH.....8 OX-CART.....12

CODE FOR S/U:
S: SHELLED....1 U: UNSHELLED..2 NOT APPLICABLE..3

AG-MODULE B: 2008/2009 RAINY SEASON (CONTINUED)

| STORAGE | | | | | | | | | | | | | | | | | | |
|-----------|-----------|--|------|----------|------------|--|-----|---|------|--|-----|---|-----|-----|---|--|--|--|
| CROP NAME | CROP CODE | 16. How much of the the harvested [CROP] during the 2008/2009 rainy season was <u>lost</u> to rotting, insects, rodents, theft, etc. in the <u>post-harvest period</u> ? INCLUDE THE QUANTITY OF CROP USED AS ANIMAL FEED DUE TO PEST DAMAGE. FILL IN OPTION 2/PERCENTAGE ONLY IF THE FARMER CANNOT PROVIDE AN APPROXIMATE QUANTITY FOR OPTION 1. IF NOTHING WAS LOST, RECORD ZERO FOR "QUANTITY" AND >> 18. FOR ALL APPLICABLE CROPS, MAKE SURE TO ASK WHETHER THE REPORTED VALUE IS SHELLED OR UNSHELLED. | | | | 17. What was the <u>reason</u> for loss? READ ANSWERS LIST UP TO 2 REASONS Rotting.....1 Insects.....2 Rodents/Pests...3 Flood.....4 Theft.....5 Other (Specify)..6 | | 18. Do you have any of the harvested [CROP] in <u>storage</u> now? Yes...1 No...2>>22 | | 19. What is your <u>main method</u> of storage for this crop? READ ANSWERS Unprotected pile.....1 Heaped in house.....2 Bags in house.....3 Chitandala in house..4 Chitandala outside...5 Traditional Nkhokwe..6 Improved Nkhokwe....7 Metallic Silo.....8 Other (Specify).....9 | | 20. How much of the harvested [CROP] during the 2008/2009 rainy season is being stored by your household? FOR ALL APPLICABLE CROPS, MAKE SURE TO ASK WHETHER THE REPORTED VALUE IS SHELLED OR UNSHELLED. | | | 21. Did you do anything to <u>protect</u> the stored [CROP]? READ ANSWERS LIST UP TO 2 Spraying.....1 Smoking.....2 Hired Guard.....3 Magic (Kutsirika)..4 Did Nothing.....5 Other (Specify)...6 | | 22. In general, when you store [CROP], what is usually the <u>main purpose</u> for storing it? READ ANSWERS LIST UP TO 2 Food for household...1 To sell at a higher price.....2 Seed for planting...3 Render payments in-kind.....4 Wait for the arrival of buyer.....5 Other (Specify).....6 | |
| | | OPTION 1 | | OPTION 2 | | 1ST | 2ND | QUANTITY | UNIT | S/U | 1ST | 2ND | 1ST | 2ND | | | | |
| | | QUANTITY | UNIT | S/U | PERCENTAGE | | | | | | | | | | | | | |
| | | | | | | | | | | | | | | | | | | |
| | | | | | | | | | | | | | | | | | | |
| | | | | | | | | | | | | | | | | | | |
| | | | | | | | | | | | | | | | | | | |
| | | | | | | | | | | | | | | | | | | |
| | | | | | | | | | | | | | | | | | | |
| | | | | | | | | | | | | | | | | | | |

TO ACCOMPANY INFORMATION COLLECTED ON "QUANTITY":

CODES FOR UNIT:
KILOGRAM.....1 PAIL (LARGE)..5 PIECE.....9 OTHER (SPECIFY)..13
50 KG BAG.....2 NO. 10 PLATE..6 BALE.....10
90 KG BAG.....3 NO. 12 PLATE..7 BASKET (DENGU)..11
PAIL (SMALL)..4 BUNCH.....8 OX-CART.....12

CODE FOR S/U:
S: SHELLED....1 U: UNSHELLED..2 NOT APPLICABLE..3

AG-MODULE B: 2008/2009 RAINY SEASON (CONTINUED)

| CROP NAME | CROP CODE | 23. ENUMERATOR: IS THIS [CROP] A MAIZE VARIETY, I.E. LOCAL, COMPOSITE/OPV, HYBRID, HYBRID RECYCLED? YES...1 NO...2>>NEXT ROW | 24. FOR MAIZE VARIETIES ONLY: How much [CROP] did you buy between the end of harvest period and September 2009? IF NOTHING, RECORD ZERO FOR "QUANTITY" AND CONTINUE TO 25. | | | 25. FOR MAIZE VARIETIES ONLY: How much [CROP] did you buy in the period of October 2009 - January 2010? IF NOTHING, RECORD ZERO FOR "QUANTITY" AND CONTINUE TO 26. | | | 26 Did you <u>complete</u> harvest for the 2009/2010 rainy season? YES...1 NO...2>>28 | 27. FOR MAIZE VARIETIES ONLY: How much [CROP] did you buy since the end of January 2010 until the harvest of 2009/2010 season? IF NOTHING, RECORD ZERO FOR "QUANTITY" (THEN >> NEXT CROP) | | | 28. FOR MAIZE VARIETIES ONLY: How much [CROP] did you buy since the end of January 2010? IF NOTHING, RECORD ZERO FOR "QUANTITY" AND CONTINUE TO 29. | | | 29. FOR MAIZE VARIETIES ONLY: How much [CROP] are you planning to buy from now until the 2009/2010 harvest? IF NOTHING RECORD ZERO FOR "QUANTITY" AND >> NEXT CROP. | | |
|-----------|-----------|---|---|------|-----|---|------|-----|--|---|------|-----|--|------|-----|--|------|-----|
| | | | QUANTITY | UNIT | S/U | QUANTITY | UNIT | S/U | | QUANTITY | UNIT | S/U | QUANTITY | UNIT | S/U | QUANTITY | UNIT | S/U |
| | | | | | | | | | | | | | | | | | | |
| | | | | | | | | | | | | | | | | | | |
| | | | | | | | | | | | | | | | | | | |
| | | | | | | | | | | | | | | | | | | |
| | | | | | | | | | | | | | | | | | | |
| | | | | | | | | | | | | | | | | | | |
| | | | | | | | | | | | | | | | | | | |

TO ACCOMPANY INFORMATION COLLECTED ON "QUANTITY":

CODES FOR UNIT:
KILOGRAM.....1 PAIL (LARGE)..5 PIECE.....9 OTHER (SPECIFY)..13
50 KG BAG.....2 NO. 10 PLATE..6 BALE.....10
90 KG BAG.....3 NO. 12 PLATE..7 BASKET (DENGU)..11
PAIL (SMALL)..4 BUNCH.....8 OX-CART.....12

CODE FOR S/U:
S: SHELLED....1 U: UNSHELLED..2 NOT APPLICABLE..3

AG-MODULE C: PLOT ROSTER - [RAINY SEASON]

A-1. **ENUMERATOR:** REFER TO THE HOUSEHOLD QUESTIONNAIRE, MODULE X. WHAT WAS THE REFERENCE RAINY SEASON FOR THIS HOUSEHOLD?

2008/2009...1
2009/2010...2

1

1. During the [REFERENCE RAINY SEASON], did you OR any member of your household own any land OR cultivate any land ?

```
YES..1
NO...2 >> AG-MODULE J
```

10

[illegible]

PLOT SKETCH MAP

HOUSEHOLD ID: ____ / ____ / ____ / ____

NORTH

WEST

HOUSE

EAST

SOUTH

Please sketch approximate location of each plot with respect to the house and mark approximate walking distance (in minutes).

AG-MODULE D: PLOT DETAILS - [RAINY SEASON]

NOTE: CONCERNING PANEL HOUSEHOLDS, ALL QUESTIONS ARE ADMINISTERED IN VISIT 1 UNLESS STATED OTHERWISE.

D-0. ENUMERATOR: WHAT WAS THE REFERENCE RAINY SEASON FOR THIS HOUSEHOLD?

2008/2009...1

2009/2010...2

□

ENUMERATOR: ASK THE FOLLOWING FOR EACH PLOT RECORDED IN AG-MODULE C, TABLE A. GO THROUGH THE ENTIRE MODULE ONE PLOT AT A TIME.

RENTED IN

[illegible]

AG-MODULE D: PLOT DETAILS - [RAINY SEASON] (CONTINUED)

[illegible]

AG-MODULE D: PLOT DETAILS - [RAINY SEASON] (CONTINUED)

[illegible]

AG-MODULE D: PLOT DETAILS - [RAINY SEASON] (CONTINUED)

[illegible]

AG-MODULE D: PLOT DETAILS - [RAINY SEASON] (CONTINUED)

[illegible]

AG-MODULE D: PLOT DETAILS - [RAINY SEASON] (CONTINUED)

[illegible]

AG-MODULE D: PLOT DETAILS - [RAINY SEASON] (CONTINUED)

[illegible]

AG-MODULE D: PLOT DETAILS - [RAINY SEASON] (CONTINUED)

[illegible]

AG-MODULE D: PLOT DETAILS - [RAINY SEASON] (CONTINUED)

[illegible]

AG-MODULE D: PLOT DETAILS - [RAINY SEASON] (CONTINUED)

[illegible]

AG-MODULE D: PLOT DETAILS - [RAINY SEASON] (CONTINUED)

[illegible]

[illegible]

AG-MODULE E: COUPON USE - [RAINY SEASON] (CONTINUED)

[illegible]

AG-MODULE E: COUPON USE - [RAINY SEASON] (CONTINUED)

[illegible]

AG-MODULE E: COUPON USE - [RAINY SEASON] (CONTINUED)

[illegible]

AG-MODULE F: OTHER INPUTS - [RAINY SEASON]

NOTE: CONCERNING PANEL HOUSEHOLDS, ALL QUESTIONS ARE ADMINISTERED IN VISIT 1.

F-0. **ENUMERATOR:** WHAT WAS THE REFERENCE RAINY SEASON FOR THIS HOUSEHOLD?

2008/2009...1

2009/2010...2

ENUMERATOR: FIRST, FILL THE FIRST TWO COLUMNS & QUESTIONS 1 & 2. THEN, GO THROUGH THE ENTIRE MODULE (STARTING WITH Q. 3) FOR EACH ROW, ONE ROW AT A TIME.

| | | | | | | | | |
|--|--------------------------------|-----|--|-----------------|---|---|---|--|
| A. Did you or anyone in your household cultivate any plots during the [REFERENCE RAINY SEASON]? | | | INPUT TYPE NAME | INPUT TYPE CODE | 1. ENUMERATOR: FOR ROW 101, ORGANIC FERTILIZER (MANURE), ENTER THE TOTAL QUANTITY, AS REPORTED IN PAGE 13 - QUESTION 37. FOR ROWS 102-105, ENTER THE TOTAL KGs USED FOR EACH TYPE OF INORGANIC FERTILIZER, AND CHECK THAT THE TOTAL KGs REPORTED HERE IN THIS QUESTION FOR ALL FERTILIZERS MATCHES THE TOTAL KGs REPORTED IN PAGE 13 - QUESTION 39 OVER BOTH APPLICATIONS AND ALL PLOTS. FOR ROWS 106-109, ENTER THE TOTAL AMOUNT USED FOR EACH TYPE OF PESTICIDES/HERBICIDES OVER ALL PLOTS, AS REPORTED IN PAGE 14 - QUESTION 41. CODES FOR UNIT: GRAM.....1 BUCKET.....10 KILOGRAM.....2 WHEELBARROW.11 LITER.....8 OX CART.....12 MILLILITER...9 OTHER (SPECIFY)...13 | 2. ENUMERATOR: ASK THE FARMER WHETHER THE FIGURES FROM QUESTION 1 CORRESPOND TO THE AMOUNT OF EACH TYPE OF INPUT USED DURING THE [REFERENCE RAINY SEASON]. YES, THE FIGURES MATCHED....1 NO, THE ENTRIES IN MODULE D, AND QUESTION 1 OF MODULE F WERE ADJUSTED...2 | 3. During the [REFERENCE RAINY SEASON], did all of this [INPUT] come from purchases by using coupons / vouchers? YES..1 >> NEXT ROW NO...2 | |
| YES..1 NO...2>> NEXT MODULE | | | ENUMERATOR: FOR ROW 101, ORGANIC FERTILIZER (MANURE), NO INPUT TYPE CODE IS NECESSARY. FOR ROWS 102-105, REFER TO THE INPUT TYPE CODES OF THE INORGANIC FERTILIZERS USED ON THE PLOTS, AS REPORTED IN PAGE 13 - QUESTION 39. IF THE FARMER HAS MIXED TWO OR MORE FERTILIZERS IN ANY OF THE APPLICATIONS, YOU MUST LIST THE CODES OF ALL TYPES OF FERTILIZERS USED, EVEN THOUGH THEYMAY NOT ALL BE LISTED IN QUESTION 39. FOR ROWS 106-109, REFER TO THE INPUT TYPE CODES OF THE PESTICIDES/ HERBICIDES USED ON THE PLOTS, AS REPORTED IN PAGE 14 - QUESTION 41. | | | | | |
| | ORGANIC FERTILIZER | 101 | ORGANIC FERTILIZER | | | | | |
| | INORGANIC FERTILIZER TYPE # 1 | 102 | | | | | | |
| | INORGANIC FERTILIZER TYPE # 2 | 103 | | | | | | |
| | INORGANIC FERTILIZER TYPE # 3 | 104 | | | | | | |
| | INORGANIC FERTILIZER TYPE # 4 | 105 | | | | | | |
| | PESTICIDES/HERBICIDES TYPE # 1 | 106 | | | | | | |
| | PESTICIDES/HERBICIDES TYPE # 2 | 107 | | | | | | |
| | PESTICIDES/HERBICIDES TYPE # 3 | 108 | | | | | | |
| | PESTICIDES/HERBICIDES TYPE # 4 | 109 | | | | | | |

AG-MODULE F: OTHER INPUTS - [RAINY SEASON] (CONTINUED)

COMMERCIAL [INPUT] PURCHASES

[illegible]

AG-MODULE F: OTHER INPUTS - [RAINY SEASON] (CONTINUED)

[illegible]

AG-MODULE F: OTHER INPUTS - [RAINY SEASON] (CONTINUED)

[illegible]

AG-MODULE F: OTHER INPUTS - [RAINY SEASON] (CONTINUED)[illegible]

AG-MODULE F: OTHER INPUTS - [RAINY SEASON] (CONTINUED)[illegible]

AG-MODULE G: CROPS - [RAINY SEASON]

NOTE: CONCERNING PANEL HOUSEHOLDS, ALL QUESTIONS ARE ADMINISTERED IN VISIT 1 UNLESS STATED OTHERWISE.

G-0. ENUMERATOR: WHAT WAS THE REFERENCE RAINY SEASON FOR THIS HOUSEHOLD?

2008/2009...1

2009/2010...2

1

[illegible]

AG-MODULE G: CROPS - [RAINY SEASON]

[illegible]

AG-MODULE H: SEEDS - [RAINY SEASON]

NOTE: CONCERNING PANEL HOUSEHOLDS, ALL QUESTIONS ARE ADMINISTERED IN VISIT 1.

H-0. ENUMERATOR: WHAT WAS THE REFERENCE RAINY SEASON FOR THIS HOUSEHOLD?

| | |
|---------------|---------------|
| 2008/2009...1 | 2009/2010...2 |
|---------------|---------------|

| | |
|--|--|
| | |
|--|--|

ENUMERATOR: FIRST, FILL THE FIRST TWO COLUMNS & QUESTIONS 1 & 2. THEN, GO THROUGH THE ENTIRE MODULE (STARTING WITH Q. 3) FOR EACH ROW, ONE ROW AT A TIME.

COMMERCIAL [SEED] PURCHASES

[illegible]

AG-MODULE H: SEEDS - [RAINY SEASON] (CONTINUED)

[illegible]

AG-MODULE H: SEEDS - [RAINY SEASON] (CONTINUED)

[illegible]

AG-MODULE H: SEEDS - [RAINY SEASON] (CONTINUED)

[illegible]

AG-MODULE H: SEEDS - [RAINY SEASON] (CONTINUED)

[illegible]

AG-MODULE H: SEEDS - [RAINY SEASON] (CONTINUED)

[illegible]

AG-MODULE I: SALES/STORAGE - [RAINY SEASON]

NOTE: CONCERNING PANEL HOUSEHOLDS, ALL QUESTIONS ARE ADMINISTERED IN VISIT 2.

I-0. ENUMERATOR: WHAT WAS THE REFERENCE RAINY SEASON FOR THIS HOUSEHOLD?

| | | |
|---------------|---------------|--|
| 2008/2009...1 | 2009/2010...2 | |
|---------------|---------------|--|

ENUMERATOR: REFER TO AG-MODULE G. LIST THE NAMES AND CODES OF ALL DIFFERENT TYPES OF CROPS HARVESTED DURING THE [REFERENCE RAINY SEASON]. ONCE LISTING IS COMPLETED, GO THROUGH THE ENTIRE MODULE FOR EACH ROW, ONE ROW AT A TIME.

[illegible]

| | | | |
|---|-----------------|-----------------------------|---------------------|
| TO ACCOMPANY INFORMATION COLLECTED ON "QUANTITY": | | | |
| <u>CODES FOR UNIT:</u> | | | |
| KILOGRAM.....1 | PAIL (LARGE)..5 | PIECE.....9 | OTHER (SPECIFY)..13 |
| 50 KG BAG.....2 | NO. 10 PLATE..6 | BALE.....10 | |
| 90 KG BAG.....3 | NO. 12 PLATE..7 | BASKET (<i>DENGU</i>)..11 | |
| PAIL (SMALL)..4 | BUNCH.....8 | OX-CART.....12 | |
| <u>CODE FOR S/U:</u> | | | |
| S: SHELLED....1 | U: UNSHELLED..2 | NOT APPLICABLE..3 | |

AG-MODULE I: SALES/STORAGE - [RAINY SEASON] (CONTINUED)

| LARGEST BUYER/OUTLET | | | | | | | | | | | | |
|----------------------|-----------|---|--|---|--|--|--|--|-----------------------|-----------------------|-------|----------------|
| CROP NAME | CROP CODE | 9. What was the <u>main mode of transportation</u> associated with <u>all</u> [CROP] sales? READ RESPONSES On Foot.....1 Bicycle Taxi....2 Own Bicycle or Oxcart.....3 Truck / Bus / Minibus.....4 Buyer picked up the crop.....5 Other (Specify).....6 | 10. What was the <u>total cost of transportation</u> associated with <u>all</u> [CROP] sales? INCLUDE ALL TRIPS FROM AND BACK TO THE FARM. IF NOTHING, RECORD ZERO. (THEN >> 31) | 11 Who/What was the <u>[LARGEST BUYER/OUTLET]</u> for your [CROP] sales? LIST FROM NETWORK ROSTER | 12. How much of the harvested [CROP] was sold to [LARGEST BUYER/ OUTLET]? FOR ALL APPLICABLE CROPS, MAKE SURE TO ASK WHETHER THE REPORTED VALUE IS SHELLED OR UNSHELLED. | 13. What was the <u>total value</u> of [CROP] sales to [LARGEST BUYER/ OUTLET]? ESTIMATE THE VALUE OF IN-KIND PAYMENTS | 14. Who in your household <u>kept/decided</u> what to do with these earnings? LIST UP TO 2 FROM HOUSEHOLD ROSTER | 15. When was most of the [CROP] sold to the [LARGEST BUYER /OUTLET]? <u>CODES FOR MONTH:</u> JANUARY...1 FEBRUARY...2 MARCH.....3 APRIL.....4 MAY.....5 JUNE.....6 JULY.....7 AUGUST.....8 SEPTEMBER..9 OCTOBER...10 NOVEMBER..11 DECEMBER..12 | | | | |
| | | | MK | NETWORK ROSTER ID CODE | QUANTITY | UNIT | S/U | MK | HH ROSTER ID CODE # 1 | HH ROSTER ID CODE # 2 | MONTH | YEAR (4-DIGIT) |
| | | | | | | | | | | | | |
| | | | | | | | | | | | | |
| | | | | | | | | | | | | |
| | | | | | | | | | | | | |
| | | | | | | | | | | | | |
| | | | | | | | | | | | | |
| | | | | | | | | | | | | |
| | | | | | | | | | | | | |
| | | | | | | | | | | | | |
| | | | | | | | | | | | | |

TO ACCOMPANY INFORMATION COLLECTED ON "QUANTITY":
CODES FOR UNIT:
KILOGRAM.....1 PAIL (LARGE)..5 PIECE.....9 OTHER (SPECIFY)..13
50 KG BAG.....2 NO. 10 PLATE..6 BALE.....10
90 KG BAG.....3 NO. 12 PLATE..7 BASKET (DENGU)..11
PAIL (SMALL)..4 BUNCH.....8 OX-CART.....12

CODE FOR S/U:
S: SHELLED....1 U: UNSHELLED..2 NOT APPLICABLE..3

AG-MODULE I: SALES/STORAGE - [RAINY SEASON] (CONTINUED)

| | | | | | | SECOND LARGEST BUYER/OUTLET | | | | | | |
|-----------|-----------|--|--|--|---|---|--|--|------------------------------------|---|---|--|
| CROP NAME | CROP CODE | 16. Approximately how many transactions took place while selling [CROP] TO [LARGEST BUYER/OUTLET]? | 17. What was the <u>main mode of transportation</u> associated with the [CROP] sales to [LARGEST BUYER/OUTLET]? | 18. What was the <u>total cost of transportation</u> associated with the [CROP] sales to [LARGEST BUYER/OUTLET]? | 19. Was there another buyer/outlet to whom you sold [CROP] during the [REFERENCE RAINY SEASON]? | 20. Who/What was the [SECOND LARGEST BUYER/OUTLET] for your [CROP] sales? | 21. How much of the harvested [CROP] was sold to [SECOND LARGEST BUYER/OUTLET]? | | | 22. What was the <u>total value</u> of [CROP] sales to [SECOND LARGEST BUYER/OUTLET]? | 23. Who in your household <u>kept/decided</u> what to do with these earnings? | |
| | | NUMBER OF TRANSACTIONS | READ RESPONSES On Foot.....1 Bicycle Taxi....2 Own Bicycle or Oxcart.....3 Truck / Bus / Minibus.....4 Buyer picked up the crop.....5 Other (Specify)6 | INCLUDE ALL TRIPS FROM AND BACK TO THE FARM. IF NOTHING, RECORD ZERO. | YES..1 NO...2>>31 | LIST FROM NETWORK ROSTER | FOR ALL APPLICABLE CROPS, MAKE SURE TO ASK WHETHER THE REPORTED VALUE IS SHELLED OR UNSHELLED. | ESTIMATE THE VALUE OF IN-KIND PAYMENTS | LIST UP TO 2 FROM HOUSEHOLD ROSTER | HH ROSTER ID CODE # 1 | HH ROSTER ID CODE # 2 | |
| | | | | | | | | | | | | |
| | | | | | | | | | | | | |
| | | | | | | | | | | | | |
| | | | | | | | | | | | | |
| | | | | | | | | | | | | |
| | | | | | | | | | | | | |
| | | | | | | | | | | | | |
| | | | | | | | | | | | | |
| | | | | | | | | | | | | |
| | | | | | | | | | | | | |
| | | | | | | | | | | | | |
| | | | | | | | | | | | | |
| | | | | | | | | | | | | |

TO ACCOMPANY INFORMATION COLLECTED ON "QUANTITY":
CODES FOR UNIT:
KILOGRAM.....1 PAIL (LARGE)..5 PIECE.....9 OTHER (SPECIFY) ..13
50 KG BAG.....2 NO. 10 PLATE..6 BALE.....10
90 KG BAG.....3 NO. 12 PLATE..7 BASKET (DENGU) .11
PAIL (SMALL)..4 BUNCH.....8 OX-CART.....12

CODE FOR S/U:
S: SHELLED....1 U: UNSHELLED..2 NOT APPLICABLE..3

AG-MODULE I: SALES/STORAGE - [RAINY SEASON] (CONTINUED)

[illegible]

TO ACCOMPANY INFORMATION COLLECTED ON "QUANTITY":

CODES FOR UNIT:

| | | | |
|-----------------|-----------------|-----------------------------|---------------------|
| KILOGRAM.....1 | PAIL (LARGE)..5 | PIECE.....9 | OTHER (SPECIFY)..13 |
| 50 KG BAG.....2 | NO. 10 PLATE..6 | BALE.....10 | |
| 90 KG BAG.....3 | NO. 12 PLATE..7 | BASKET (<i>DENGU</i>)..11 | |
| PAIL (SMALL)..4 | BUNCH.....8 | OX-CART.....12 | |

CODE FOR S/U:

| | | |
|-----------------|-----------------|-------------------|
| S: SHELLED....1 | U: UNSHELLED..2 | NOT APPLICABLE..3 |
|-----------------|-----------------|-------------------|

AG-MODULE I: SALES/STORAGE - [RAINY SEASON] (CONTINUED)

| CROP NAME | CROP CODE | 32. How much of the harvested [CROP] during the [REFERENCE RAINY SEASON] was given out as reimbursements for inputs borrowed or acquired on credit? IF NOTHING, RECORD ZERO FOR "QUANTITY" AND CONTINUE TO 33. FOR ALL APPLICABLE CROPS, MAKE SURE TO ASK WHETHER THE REPORTED VALUE IS SHELLED OR UNSHELLED. | | | 33. How much of the harvested [CROP] during the [REFERENCE RAINY SEASON] was used for animal feed? EXCLUDE THE QUANTITY OF CROP USED AS ANIMAL FEED DUE TO PEST DAMAGE. IF NOTHING, RECORD ZERO FOR "QUANTITY" AND CONTINUE TO 34. FOR ALL APPLICABLE CROPS, MAKE SURE TO ASK WHETHER THE REPORTED VALUE IS SHELLED OR UNSHELLED. | | | 34. How much of the harvested [CROP] during the [REFERENCE RAINY SEASON] was used as input for [CROP] by-products that your household sold, if any, for cash/ in-kind goods/ services? EXCLUDE CROP USED AS INPUT FOR OWN-PRODUCED BY-PRODUCTS CONSUMED AT HOME. IF NOTHING, RECORD ZERO FOR "QUANTITY" AND CONTINUE TO 35. FOR ALL APPLICABLE CROPS, MAKE SURE TO ASK WHETHER THE REPORTED VALUE IS SHELLED OR UNSHELLED. | | | 35. How much of the harvested [CROP] during the [REFERENCE RAINY SEASON] was saved for seed? IF NOTHING, RECORD ZERO FOR "QUANTITY" AND CONTINUE TO 36. FOR ALL APPLICABLE CROPS, MAKE SURE TO ASK WHETHER THE REPORTED VALUE IS SHELLED OR UNSHELLED. | | | 36. How much of the the harvested [CROP] during the [REFERENCE RAINY SEASON] was lost to rotting, insects, rodents, theft, etc. in the post-harvest period? INCLUDE THE QUANTITY OF CROP USED AS ANIMAL FEED DUE TO PEST DAMAGE. FILL IN OPTION 2/PERCENTAGE ONLY IF THE FARMER CANNOT PROVIDE AN APPROXIMATE QUANTITY FOR OPTION 1. IF NOTHING WAS LOST, RECORD ZERO FOR "QUANTITY" AND >> 38. FOR ALL APPLICABLE CROPS, MAKE SURE TO ASK WHETHER THE REPORTED VALUE IS SHELLED OR UNSHELLED. | | | | 37. What was the <u>reason</u> for loss? READ RESPONSES. LIST UP TO 2. Rotting.....1 Insects.....2 Rodents/Pests...3 Flood.....4 Theft.....5 Other (Specify)..6 | |
|-----------|-----------|--|--|--|---|------|----------|--|------|----------|---|------|----------|---|------|----------|------------|--|--|
| | | QUANTITY | | | UNIT | S/U | QUANTITY | UNIT | S/U | QUANTITY | UNIT | S/U | OPTION 1 | | | OPTION 2 | | | |
| | | | | | QUANTITY | UNIT | S/U | QUANTITY | UNIT | S/U | QUANTITY | UNIT | S/U | QUANTITY | UNIT | S/U | PERCENTAGE | | |
| | | | | | | | | | | | | | | | | | 1ST | 2ND | |
| | | | | | | | | | | | | | | | | | | | |
| | | | | | | | | | | | | | | | | | | | |
| | | | | | | | | | | | | | | | | | | | |
| | | | | | | | | | | | | | | | | | | | |
| | | | | | | | | | | | | | | | | | | | |
| | | | | | | | | | | | | | | | | | | | |
| | | | | | | | | | | | | | | | | | | | |
| | | | | | | | | | | | | | | | | | | | |
| | | | | | | | | | | | | | | | | | | | |
| | | | | | | | | | | | | | | | | | | | |
| | | | | | | | | | | | | | | | | | | | |

TO ACCOMPANY INFORMATION COLLECTED ON "QUANTITY":
CODES FOR UNIT:
KILOGRAM.....1 PAIL (LARGE)..5 PIECE.....9 OTHER (SPECIFY)..13
50 KG BAG.....2 NO. 10 PLATE..6 BALE.....10
90 KG BAG.....3 NO. 12 PLATE..7 BASKET (DENGU)..11
PAIL (SMALL)..4 BUNCH.....8 OX-CART.....12

CODE FOR S/U:
S: SHELLED....1 U: UNSHELLED..2 NOT APPLICABLE..3

AG-MODULE I: SALES/STORAGE - [RAINY SEASON] (CONTINUED)

| STORAGE | | | | | | | | | | | |
|-----------|-----------|--|---|---|----------|------|---|--|-----|-----|-----|
| CROP NAME | CROP CODE | 38. Do you have any of the harvested [CROP] in storage now? | 39. What is your <u>main method</u> of storage for this crop? READ RESPONSES Unprotected pile.....1 Heaped in house.....2 Bags in house.....3 Chitandala in house....4 Chitandala outside.....5 Traditional Nkhokwe.....6 Improved Nkhokwe.....7 Metallic Silo.....8 Other (Specify)...9 | 40. How much of the harvested [CROP] during the [REFERENCE RAINY SEASON] season is being stored by your household? FOR ALL APPLICABLE CROPS, MAKE SURE TO ASK WHETHER THE REPORTED VALUE IS SHELLED OR UNSHELLED. | | | 41. What did you do to <u>protect</u> the stored [CROP]? READ RESPONSES. LIST UP TO 2. Spraying.....1 Smoking.....2 Hired Guard.....3 Magic (Kutsirika).4 Did Nothing.....5 Other (Specify)...6 | 42. In general, when you store [CROP], what is usually the <u>main purpose</u> for storing it? READ RESPONSES. LIST UP TO 2. Food for household...1 To sell at a higher price.....2 Seed for planting....3 Render payments in-kind.....4 Wait for the arrival of buyer.....5 Does not usually store.....6 Other (Specify).....7 (THEN >> NEXT ROW) | | | |
| | | YES...1 NO...2>>42 | | | QUANTITY | UNIT | S/U | 1ST | 2ND | 1ST | 2ND |
| | | | | | | | | | | | |
| | | | | | | | | | | | |
| | | | | | | | | | | | |
| | | | | | | | | | | | |
| | | | | | | | | | | | |
| | | | | | | | | | | | |
| | | | | | | | | | | | |
| | | | | | | | | | | | |
| | | | | | | | | | | | |
| | | | | | | | | | | | |

TO ACCOMPANY INFORMATION COLLECTED ON "QUANTITY":
CODES FOR UNIT:
KILOGRAM.....1 PAIL (LARGE)..5 PIECE.....9 OTHER (SPECIFY)..13
50 KG BAG.....2 NO. 10 PLATE..6 BALE.....10
90 KG BAG.....3 NO. 12 PLATE..7 BASKET (*DENGU*)..11
PAIL (SMALL)..4 BUNCH.....8 OX-CART.....12

CODE FOR S/U:
S: SHELLED....1 U: UNSHELLED..2 NOT APPLICABLE..3

AG-MODULE J: PLOT ROSTER - DRY (DIMBA) SEASON

A-1. **ENUMERATOR:** REFER TO THE HOUSEHOLD QUESTIONNAIRE, MODULE X. WHAT WAS THE REFERENCE DRY (DIMBA) SEASON FOR THIS HOUSEHOLD?

1. During the [REFERENCE DIMBA SEASON], did you OR any member of your household own OR cultivate any land?

| | |
|--|--|
| | |
|--|--|

2. **ENUMERATOR:** ASK THE FOLLOWING IF THE RESPONDENT ALREADY LISTED ANY PLOTS OWNED OR CULTIVATED IN THE 2009/2010 RAINY SEASON: In addition to the plots you already mentioned, were there any other (additional) plots that you or any member of your household owned OR cultivated during the [REFERENCE DIMBA SEASON]?

ENUMERATOR: ASK THE FOLLOWING IF THE RESPONDENT DID NOT LIST ANY PLOTS OWNED OR CULTIVATED IN THE 2009/2010 RAINY SEASON: Were there any plots that you or any member of your household owned OR cultivated during the [REFERENCE DIMBA SEASON]?

| | |
|--|--|
| | |
|--|--|

| | | | | | | | | | | | | | | | | | | | | |
|---------|---|------------------------------|---|--|--|--|--|---|--|--|--|---|-------------------|------|---------------|--------------|----|---------------|----|--|
| TABLE A | A PLOT IS A CONTINUOUS PIECE OF LAND ON WHICH A UNIQUE CROP OR A MIXTURE OF CROPS IS GROWN, UNDER A UNIFORM, CONSISTENT CROP MANAGEMENT SYSTEM. IT MUST BE CONTINUOUS AND SHOULD NOT BE SPLIT BY A PATH OF MORE THAN ONE METRE IN WIDTH. PLOT BOUNDARIES ARE DEFINED ACCORDING TO THE CROPS GROWN AND THE OPERATOR. | | | | | | Please list all plots you or anyone in your household <u>owned</u> OR <u>cultivated</u> during the [REFERENCE DIMBA SEASON]? | | | | | | | | | | | | | |
| PLOT ID | 3. PLOT NAME | 4. LOCATION & DESCRIPTION | 5. What is the area of this [PLOT]? ENUMERATOR: ASK THE FARMER TO ESTIMATE THE AREA FIRST. MEASURE THE AREA WITH THE GPS LATER. MAKE SURE TO MEASURE THE PLOT AREA WITH GPS AT LEAST TWICE TO GET A CONSISTENT VALUE. RECORD ZEROS TO THE RIGHT OF THE DECIMAL. CODES FOR UNIT: ACRE.....1 HECTARE.....2 SQUARE METERS....3 OTHER (SPECIFY)..4 | | | | 6 ENUMERATOR: RECORD THE COORDINATES FOR THE CORNER OF THE PLOT AT WHICH YOU STARTED AREA MEASUREMENT. | | | | | | | | | | | | | |
| | | | | | | | | | | | | | a. | | b. | | | | | |
| | | | | | | | | | | | | | FARMER ESTIMATION | | GPS MEASURE | | a. | | b. | |
| | | | | | | | | | | | | | AREA | UNIT | AREA IN ACRES | LATITUDE (S) | | LONGITUDE (E) | | |
| D1 | | | | | | | | O | | | | O | | | | | | | | |
| D2 | | | | | | | | O | | | | O | | | | | | | | |
| D3 | | | | | | | | O | | | | O | | | | | | | | |

AG-MODULE K: PLOT DETAILS - DRY (DIMBA) SEASON

NOTE: CONCERNING PANEL HOUSEHOLDS, ALL QUESTIONS ARE ADMINISTERED IN VISIT 2.

K-0. **ENUMERATOR:** WHAT WAS THE REFERENCE DIMBA SEASON FOR THIS HOUSEHOLD?

| | | |
|----------|----------|--|
| 2009...1 | 2010...2 | |
|----------|----------|--|

ENUMERATOR: ASK THE FOLLOWING FOR EACH PLOT RECORDED IN AG-MODULE C TABLE A & AG-MODULE J TABLE A. GO THROUGH THE ENTIRE MODULE ONE PLOT AT A TIME.

[illegible]

AG-MODULE K: PLOT DETAILS - DRY (DIMBA) SEASON (CONTINUED)

[illegible]

AG-MODULE K: PLOT DETAILS - DRY (DIMBA) SEASON (CONTINUED)

[illegible]

AG-MODULE K: PLOT DETAILS - DRY (DIMBA) SEASON (CONTINUED)

[illegible]

AG-MODULE K: PLOT DETAILS - DRY (DIMBA) SEASON (CONTINUED)

[illegible]

AG-MODULE K: PLOT DETAILS - DRY (DIMBA) SEASON (CONTINUED)

[illegible]

AG-MODULE L: OTHER INPUTS - DRY (DIMBA) SEASON

NOTE: CONCERNING PANEL HOUSEHOLDS, ALL QUESTIONS ARE ADMINISTERED IN VISIT 2.

L-0. **ENUMERATOR:** WHAT WAS THE REFERENCE DIMBA SEASON FOR THIS HOUSEHOLD?

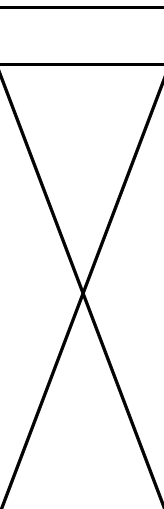







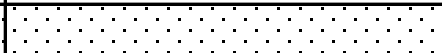

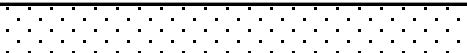
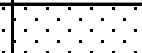




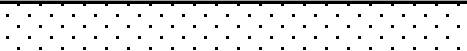



2009...1

2010...2

7

ENUMERATOR: FIRST, FILL THE FIRST TWO COLUMNS & QUESTIONS 1 & 2. THEN, GO THROUGH THE ENTIRE MODULE (STARTING WITH Q. 3) FOR EACH ROW, ONE ROW AT A TIME.

| | | | | | | | |
|---|--|--|--|-------------------------------|---|--|---|
| <p>A. Did you or anyone in your household cultivate any plots during the [REFERENCE DIMBA SEASON]?</p> <p>YES..1 NO...2>> NEXT MODULE</p> | | | <p>INPUT TYPE NAME</p> | <p>INPUT TYPE CODE</p> | <p>1. ENUMERATOR: FOR ROW 101, ORGANIC FERTILIZER (MANURE), ENTER THE TOTAL QUANTITY, AS REPORTED IN PAGE 50 - QUESTION 38.</p> <p>FOR ROWS 102-105, ENTER THE TOTAL KGs USED FOR EACH TYPE OF INORGANIC FERTILIZER, AND CHECK THAT THE TOTAL KGs REPORTED HERE IN THIS QUESTION FOR ALL FERTILIZERS MATCHES THE TOTAL KGs REPORTED IN PAGE 50 - QUESTION 40 OVER BOTH APPLICATIONS AND ALL PLOTS.</p> <p>FOR ROWS 106-109, ENTER THE TOTAL AMOUNT USED FOR EACH TYPE OF PESTICIDES/HERBICIDES OVER ALL PLOTS, AS REPORTED IN PAGE 51 - QUESTION 42.</p> <p><u>CODES FOR UNIT:</u> GRAM.....1 BUCKET.....10 KILOGRAM.....2 WHEELBARROW.11 LITER.....8 OX CART.....12 MILLILITER...9 OTHER (SPECIFY)...13</p> | <p>2. ENUMERATOR: ASK THE FARMER WHETHER THE FIGURES FROM QUESTION 1 CORRESPOND TO THE AMOUNT OF EACH TYPE OF INPUT USED DURING THE [REFERENCE DIMBA SEASON].</p> <p>YES, THE FIGURES MATCHED...1</p> <p>NO, THE ENTRIES IN MODULE K, AND QUESTION 1 OF MODULE L WERE ADJUSTED..2</p> | <p>3. During the [REFERENCE DIMBA SEASON], did all of this [INPUT] come from purchases by using coupons / vouchers?</p> <p>YES..1 >>NEXT ROW NO...2</p> |
| | | | <p>ENUMERATOR: FOR ROW 101, ORGANIC FERTILIZER (MANURE), NO INPUT TYPE CODE IS NECESSARY.</p> <p>FOR ROWS 102-105, REFER TO THE INPUT TYPE CODES OF THE INORGANIC FERTILIZERS USED ON THE PLOTS, AS REPORTED IN PAGE 50 - QUESTION 40.</p> <p>IF THE FARMER HAS MIXED TWO OR MORE FERTILIZERS IN ANY OF THE APPLICATIONS, YOU MUST LIST THE CODES OF ALL TYPES OF FERTILIZERS USED, EVEN THOUGH THERE MAY NOT ALL BE LISTED IN QUESTION 40.</p> <p>FOR ROWS 106-109, REFER TO THE INPUT TYPE CODES OF THE PESTICIDES/ HERBICIDES USED ON THE PLOTS, AS REPORTED IN PAGE 51 - QUESTION 42.</p> | <p>QUANTITY</p> | <p>UNIT</p> | | |

| | | | | | | | | |
|---|--------------------------------|-----|--|---|---|---|---|---|
|  | ORGANIC FERTILIZER | 101 | ORGANIC FERTILIZER |  | | | | |
| | INORGANIC FERTILIZER TYPE # 1 | 102 | | | | | | |
| | INORGANIC FERTILIZER TYPE # 2 | 103 | | | | | | |
| | INORGANIC FERTILIZER TYPE # 3 | 104 |  |  |  |  |  |  |
| | INORGANIC FERTILIZER TYPE # 4 | 105 |  |  |  |  |  |  |
| | PESTICIDES/HERBICIDES TYPE # 1 | 106 |  |  |  |  |  |  |
| | PESTICIDES/HERBICIDES TYPE # 2 | 107 | | | | | | |
| | PESTICIDES/HERBICIDES TYPE # 3 | 108 | | | | | | |
| | PESTICIDES/HERBICIDES TYPE # 4 | 109 | | | | | | |

AG-MODULE L: OTHER INPUTS - DRY (DIMBA) SEASON (CONTINUED)

COMMERCIAL [INPUT] PURCHASES

[illegible]

AG-MODULE L: OTHER INPUTS - DRY (DIMBA) SEASON (CONTINUED)

[illegible]

AG-MODULE L: OTHER INPUTS - DRY (DIMBA) SEASON (CONTINUED)

[illegible]

AG-MODULE L: OTHER INPUTS - DRY (DIMBA) SEASON (CONTINUED)

[illegible]

AG-MODULE L: OTHER INPUTS - DRY (DIMBA) SEASON (CONTINUED)

[illegible]

AG-MODULE M: CROPS - DRY (DIMBA) SEASON

NOTE: CONCERNING PANEL HOUSEHOLDS, ALL QUESTIONS ARE ADMINISTERED IN VISIT 2.

M-0. **ENUMERATOR:** WHAT WAS THE REFERENCE DIMBA SEASON FOR THIS HOUSEHOLD?

2009...1 2010...2

7

[illegible]

AG-MODULE M: CROPS - DRY (DIMBA) SEASON

| PLOT ID | CROP NAME | CROP CODE | 10. | | 11 | | | 12 | |
|---------|-----------|-----------|--|-----|---|------|-----|--|-------------|
| | | | 1ST | 2ND | QUANTITY | UNIT | S/U | START MON. | END MON. |
| | | | Why was the area harvested less than the area planted? READ RESPONSES. LIST UP TO 2 REASONS Drought.....1 EFFECTS OF: Rains.....2 Fire.....3 Insects.....4 Animals.....5 Crop theft...6 Diseases.....7 Community problems.....8 Lack of hired labor.....9 Other (Specify)...10 | | How much [CROP] did you harvest from this [PLOT] during the [REFERENCE DIMBA SEASON]? IF NO HARVEST, RECORD ZERO FOR "QUANTITY" AND >> NEXT ROW. CODES FOR UNIT: KILOGRAM.....1 50 KG BAG.....2 90 KG BAG.....3 PAIL (SMALL)...4 PAIL (LARGE)...5 NO. 10 PLATE...6 NO. 12 PLATE...7 BUNCH.....8 PIECE.....9 BALE.....10 BASKET (DENGU).11 OX-CART.....12 OTHER (SPECIFY).....13 CODE FOR S/U: S: SHELLED.....1 U: UNSHELLED...2 | | | What were the <u>months</u> when the harvest started and ended? CODES FOR MONTH: JANUARY....1 FEBRUARY...2 MARCH.....3 APRIL.....4 MAY.....5 JUNE.....6 JULY.....7 AUGUST.....8 SEPTEMBER..9 OCTOBER...10 NOVEMBER..11 DECEMBER..12 | |

[illegible]

AG-MODULE N: SEEDS - DRY (DIMBA) SEASON

NOTE: CONCERNING PANEL HOUSEHOLDS, ALL QUESTIONS ARE ADMINISTERED IN VISIT 2.

| N-0. ENUMERATOR: WHAT WAS THE REFERENCE DIMBA SEASON FOR THIS HOUSEHOLD? | 2009...1 | 2010...2 |
|---|----------|----------|
| | | |

11

ENUMERATOR: FIRST, FILL THE FIRST TWO COLUMNS & QUESTIONS 1 & 2. THEN, GO THROUGH THE ENTIRE MODULE (STARTING WITH Q. 3) FOR EACH ROW, ONE ROW AT A TIME.

COMMERCIAL [SEED] PURCHASES

| SEED TYPE NAME | SEED TYPE CODE | 1. | 2. | 3. | 4. | 5. | 6. | 7. |
|--|----------------|--|--|--|--|--|---|---|
| | | ENUMERATOR: REFER TO AG-MODULE M, QUESTION 4. FOR EACH TYPE OF SEED, COMPUTE THE TOTAL AMOUNT PLANTED ACROSS PLOTS CULTIVATED BY THE HOUSEHOLD DURING THE [REFERENCE DIMBA SEASON]. RECORD THE VALUE HERE. | ENUMERATOR: ASK THE FARMER WHETHER THE FIGURES FROM QUESTION 1 CORRESPOND TO THE AMOUNT OF EACH TYPE OF SEED USED DURING THE [REFERENCE DIMBA SEASON]. | During the [REFERENCE DIMBA SEASON], did all of this [SEED] come from purchases by using coupons / vouchers? | During the [REFERENCE DIMBA SEASON], did you purchase any [SEED] without coupons/ vouchers or purchase any [SEED] on credit? | ENUMERATOR: IS THIS A CROSS-SECTIONAL HOUSEHOLD? | Who/Which firms/institutions were the sources of the [SEED] that you purchased without coupons / vouchers or purchased on credit during the [REFERENCE DIMBA SEASON]? LIST UP TO 2 FROM NETWORK ROSTER | How much of the [SEED] was purchased without coupons / vouchers or purchased on credit during the [REFERENCE DIMBA SEASON]? RECORD TOTAL QUANTITY, REGARDLESS OF SOURCE. |
| ENUMERATOR: REFER TO AG-MODULE M, COLUMNS FOR CROP NAME & CROP CODE. FILL THESE TWO COLUMNS WITH THE NAMES AND CODES OF ALL DIFFERENT TYPES OF SEEDS PLANTED BY THE HOUSEHOLD DURING THE [REFERENCE DIMBA SEASON]. | | <u>CODES FOR UNITS</u> GRAM.....1 KILOGRAM.....2 | YES, THE FIGURES MATCHED.....1 NO, THE ENTRIES IN AG-MODULE M, AND QUESTION 1 OF AG-MODULE N WERE ADJUSTED.....2 | YES...1>>37 NO...2 | YES...1 NO...2>>37 | YES...1 NO...2>>15 | <u>CODES FOR UNIT:</u> GRAM.....1 KILOGRAM.....2 2 KG BAG.....3 3 KG BAG.....4 3.7 KG BAG...5 5 KG BAG.....6 10 KG BAG....7 50 KG BAG....8 OTHER | |
| | | | QUANTITY | UNIT | | | | |

[illegible]

AG-MODULE N: SEEDS - DRY (DIMBA) SEASON (CONTINUED)

[illegible]

AG-MODULE N: SEEDS - DRY (DIMBA) SEASON (CONTINUED)

[illegible]

AG-MODULE N: SEEDS - DRY (DIMBA) SEASON (CONTINUED)

[illegible]

AG-MODULE O: SALES/STORAGE - DRY (DIMBA) SEASON

NOTE: CONCERNING PANEL HOUSEHOLDS, ALL QUESTIONS ARE ADMINISTERED IN VISIT 2.

O-0. ENUMERATOR: WHAT WAS THE REFERENCE DIMBA SEASON FOR THIS HOUSEHOLD? 2009...1 2010...2

ENUMERATOR: REFER TO AG-MODULE M. LIST THE NAMES AND CODES OF ALL DIFFERENT TYPES OF CROPS HARVESTED DURING THE [REFERENCE DIMBA SEASON]. ONCE LISTING IS COMPLETED, GO THROUGH THE ENTIRE MODULE FOR EACH ROW, ONE ROW AT A TIME.

| CROP NAME | CROP CODE | 1. Did you <u>sell</u> any of the harvested [CROP]? YES...1 NO...2>>31 | 2. How much of the harvested [CROP] was <u>sold in total</u> ? FOR ALL APPLICABLE CROPS, MAKE SURE TO ASK WHETHER THE REPORTED VALUE IS SHELLED OR UNSHELLED. | | | 3. What was the <u>total value</u> of <u>all</u> [CROP] sales? ESTIMATE THE VALUE OF IN-KIND PAYMENTS. MK | 4. ENUMERATOR: IS THIS A CROSS-SECTIONAL HOUSEHOLD? YES...1 NO...2>>11 | 5. Who/What were the main buyers/outlets for your [CROP] sales? LIST UP TO 2 FROM NETWORK ROSTER | | 6. Who in your household <u>kept/decided</u> what to do with these earnings? LIST UP TO 2 FROM HOUSEHOLD ROSTER | | 7. When was most of the [CROP] sold? <u>CODES FOR MONTH:</u> JANUARY...1 FEBRUARY...2 MARCH.....3 APRIL.....4 MAY.....5 JUNE.....6 JULY.....7 AUGUST....8 SEPTEMBER..9 OCTOBER...10 NOVEMBER..11 DECEMBER..12 | | 8. Approximately how many <u>transactions</u> took place while selling [CROP]? |
|-----------|-----------|--|--|------|-----|---|---|---|----------------------------|--|-----------------------|--|----------------|--|
| | | | QUANTITY | UNIT | S/U | | | NETWORK ROSTER ID CODE # 1 | NETWORK ROSTER ID CODE # 2 | HH ROSTER ID CODE # 1 | HH ROSTER ID CODE # 2 | MONTH | YEAR (4-DIGIT) | |
| | | | | | | | | | | | | | | |
| | | | | | | | | | | | | | | |
| | | | | | | | | | | | | | | |
| | | | | | | | | | | | | | | |
| | | | | | | | | | | | | | | |
| | | | | | | | | | | | | | | |
| | | | | | | | | | | | | | | |
| | | | | | | | | | | | | | | |
| | | | | | | | | | | | | | | |
| | | | | | | | | | | | | | | |
| | | | | | | | | | | | | | | |
| | | | | | | | | | | | | | | |
| | | | | | | | | | | | | | | |

TO ACCOMPANY INFORMATION COLLECTED ON "QUANTITY":
CODES FOR UNIT:
KILOGRAM.....1 PAIL (LARGE)..5 PIECE.....9 OTHER (SPECIFY)..13
50 KG BAG.....2 NO. 10 PLATE..6 BALE.....10
90 KG BAG.....3 NO. 12 PLATE..7 BASKET (*DENGU*)..11
PAIL (SMALL)..4 BUNCH.....8 OX-CART.....12

CODE FOR S/U:
S: SHELLED....1 U: UNSHELLED..2 NOT APPLICABLE..3

AG-MODULE O: SALES/STORAGE - DRY (DIMBA) SEASON (CONTINUED)

| | | | | LARGEST BUYER/OUTLET | | | | | | | | |
|-----------|-----------|---|--|---|--|--|--|--|-----------------------|-----------------------|-------|----------------|
| CROP NAME | CROP CODE | 9. What was the <u>main mode of transportation</u> associated with <u>all</u> [CROP] sales? READ RESPONSES On Foot.....1 Bicycle Taxi....2 Own Bicycle or Oxcart.....3 Truck / Bus / Minibus.....4 Buyer picked up the crop.....5 Other (Specify).....6 | 10. What was the <u>total cost of transportation</u> associated with <u>all</u> [CROP] sales? INCLUDE ALL TRIPS FROM AND BACK TO THE FARM. IF NOTHING, RECORD ZERO. (THEN>>31) | 11 Who/What was the <u>[LARGEST BUYER/OUTLET]</u> for your [CROP] sales? LIST FROM NETWORK ROSTER | 12. How much of the harvested [CROP] was sold to [LARGEST BUYER/ OUTLET]? FOR ALL APPLICABLE CROPS, MAKE SURE TO ASK WHETHER THE REPORTED VALUE IS SHELLED OR UNSHELLED. | 13. What was the <u>total value</u> of [CROP] sales to [LARGEST BUYER/ OUTLET]? ESTIMATE THE VALUE OF IN-KIND PAYMENTS | 14. Who in your household <u>kept/decided</u> what to do with these earnings? LIST UP TO 2 FROM HOUSEHOLD ROSTER | 15. When was most of the [CROP] sold to the [LARGEST BUYER /OUTLET]? <u>CODES FOR MONTH:</u> JANUARY....1 FEBRUARY...2 MARCH.....3 APRIL.....4 MAY.....5 JUNE.....6 JULY.....7 AUGUST....8 SEPTEMBER..9 OCTOBER...10 NOVEMBER..11 DECEMBER..12 | | | | |
| | | | MK | NETWORK ROSTER ID CODE | QUANTITY | UNIT | S/U | MK | HH ROSTER ID CODE # 1 | HH ROSTER ID CODE # 2 | MONTH | YEAR (4-DIGIT) |
| | | | | | | | | | | | | |
| | | | | | | | | | | | | |
| | | | | | | | | | | | | |
| | | | | | | | | | | | | |
| | | | | | | | | | | | | |
| | | | | | | | | | | | | |
| | | | | | | | | | | | | |
| | | | | | | | | | | | | |
| | | | | | | | | | | | | |

TO ACCOMPANY INFORMATION COLLECTED ON "QUANTITY":
CODES FOR UNIT:
KILOGRAM.....1 PAIL (LARGE)..5 PIECE.....9 OTHER (SPECIFY)..13
50 KG BAG.....2 NO. 10 PLATE..6 BALE.....10
90 KG BAG.....3 NO. 12 PLATE..7 BASKET (DENGU)..11
PAIL (SMALL)..4 BUNCH.....8 OX-CART.....12

CODE FOR S/U:
S: SHELLED....1 U: UNSHELLED..2 NOT APPLICABLE..3

AG-MODULE O: SALES/STORAGE - DRY (DIMBA) SEASON (CONTINUED)

| CROP NAME | CROP CODE | 16. Approximately how many transactions took place while selling [CROP] TO [LARGEST BUYER/ OUTLET]? | 17. What was the <u>main mode of transportation</u> associated with the [CROP] sales to [LARGEST BUYER/ OUTLET]? | 18. What was the <u>total cost of transportation</u> associated with the [CROP] sales to [LARGEST BUYER/ OUTLET]? | 19. Was there another buyer/ outlet to whom you sold [CROP] during the REFERENCE DIMBA SEASON? | SECOND LARGEST BUYER/OUTLET | | | | 22. What was the <u>total value</u> of [CROP] sales to [SECOND LARGEST BUYER/ OUTLET]? | 23. Who in your household <u>kept/decided</u> what to do with these earnings? | |
|-----------|-----------|---|--|---|--|--|--|--|--|--|---|-----------------------|
| | | NUMBER OF TRANSACTIONS | READ RESPONSES On Foot.....1 Bicycle Taxi....2 Own Bicycle or Oxcart.....3 Truck / Bus / Minibus.....4 Buyer picked up the crop.....5 Other (Specify)6 | INCLUDE ALL TRIPS FROM AND BACK TO THE FARM. IF NOTHING, RECORD ZERO. | YES..1 NO...2>>31 | 20 Who/What was the [SECOND LARGEST BUYER/OUTLET] for your [CROP] sales? LIST FROM NETWORK ROSTER | 21. How much of the harvested [CROP] was sold to [SECOND LARGEST BUYER/ OUTLET]? | FOR ALL APPLICABLE CROPS, MAKE SURE TO ASK WHETHER THE REPORTED VALUE IS SHELLED OR UNSHELLED. | ESTIMATE THE VALUE OF IN-KIND PAYMENTS | LIST UP TO 2 FROM HOUSEHOLD ROSTER | HH ROSTER ID CODE # 1 | HH ROSTER ID CODE # 2 |
| | | | | | | | | | | | | |
| | | | | | | | | | | | | |
| | | | | | | | | | | | | |
| | | | | | | | | | | | | |
| | | | | | | | | | | | | |
| | | | | | | | | | | | | |
| | | | | | | | | | | | | |
| | | | | | | | | | | | | |
| | | | | | | | | | | | | |
| | | | | | | | | | | | | |
| | | | | | | | | | | | | |
| | | | | | | | | | | | | |
| | | | | | | | | | | | | |

TO ACCOMPANY INFORMATION COLLECTED ON "QUANTITY":
CODES FOR UNIT:
KILOGRAM.....1 PAIL (LARGE)..5 PIECE.....9 OTHER (SPECIFY)..13
50 KG BAG.....2 NO. 10 PLATE..6 BALE.....10
90 KG BAG.....3 NO. 12 PLATE..7 BASKET (DENGU)..11
PAIL (SMALL)..4 BUNCH.....8 OX-CART.....12

CODE FOR S/U:
S: SHELLED....1 U: UNSHELLED..2 NOT APPLICABLE..3

AG-MODULE O: SALES/STORAGE - DRY (DIMBA) SEASON (CONTINUED)

[illegible]

| TO ACCOMPANY INFORMATION COLLECTED ON "QUANTITY": | | | |
|---|-----------------|--------------------|---------------------|
| <u>CODES FOR UNIT:</u> | | | |
| KILOGRAM.....1 | PAIL (LARGE)..5 | PIECE.....9 | OTHER (SPECIFY)..13 |
| 50 KG BAG.....2 | NO. 10 PLATE..6 | BALE.....10 | |
| 90 KG BAG.....3 | NO. 12 PLATE..7 | BASKET (DENGU)..11 | |
| PAIL (SMALL)..4 | BUNCH.....8 | OX-CART.....12 | |
| <u>CODE FOR S/U:</u> | | | |
| S: SHELLED....1 | U: UNSHELLED..2 | NOT APPLICABLE..3 | |

AG-MODULE O: SALES/STORAGE - DRY (DIMBA) SEASON (CONTINUED)

| CROP NAME | CROP CODE | 32. How much of the harvested [CROP] during the [REFERENCE DIMBA SEASON] was given out as reimbursements for inputs borrowed or acquired on credit? IF NOTHING, RECORD ZERO FOR "QUANTITY" AND CONTINUE TO 33. FOR ALL APPLICABLE CROPS, MAKE SURE TO ASK WHETHER THE REPORTED VALUE IS SHELLED OR UNSHELLED. | | | 33. How much of the harvested [CROP] during the [REFERENCE DIMBA SEASON] was used for animal feed? EXCLUDE THE QUANTITY OF CROP USED AS ANIMAL FEED DUE TO PEST DAMAGE. IF NOTHING, RECORD ZERO FOR "QUANTITY" AND CONTINUE TO 34. FOR ALL APPLICABLE CROPS, MAKE SURE TO ASK WHETHER THE REPORTED VALUE IS SHELLED OR UNSHELLED. | | | 34. How much of the harvested [CROP] during the [REFERENCE DIMBA SEASON] was used as input for [CROP] by-products that your household sold, if any, for cash/ in-kind goods/ services? EXCLUDE CROP USED AS INPUT FOR OWN-PRODUCED BY-PRODUCTS CONSUMED AT HOME. IF NOTHING, RECORD ZERO FOR "QUANTITY" AND CONTINUE TO 35. FOR ALL APPLICABLE CROPS, MAKE SURE TO ASK WHETHER THE REPORTED VALUE IS SHELLED OR UNSHELLED. | | | 35. How much of the harvested [CROP] during the [REFERENCE DIMBA SEASON] was saved for seed? IF NOTHING, RECORD ZERO FOR "QUANTITY" AND CONTINUE TO 36. FOR ALL APPLICABLE CROPS, MAKE SURE TO ASK WHETHER THE REPORTED VALUE IS SHELLED OR UNSHELLED. | | | 36. How much of the the harvested [CROP] during the [REFERENCE DIMBA SEASON] was lost to rotting, insects, rodents, theft, etc. in the post-harvest period? INCLUDE THE QUANTITY OF CROP USED AS ANIMAL FEED DUE TO PEST DAMAGE. FILL IN OPTION 2/PERCENTAGE ONLY IF THE FARMER CANNOT PROVIDE AN APPROXIMATE QUANTITY FOR OPTION 1. IF NOTHING WAS LOST, RECORD ZERO FOR "QUANTITY" AND >> 38. FOR ALL APPLICABLE CROPS, MAKE SURE TO ASK WHETHER THE REPORTED VALUE IS SHELLED OR UNSHELLED. | | | | 37. What was the <u>reason</u> for loss? READ RESPONSES. LIST UP TO 2. Rotting.....1 Insects.....2 Rodents/Pests...3 Flood.....4 Theft.....5 Other (Specify).6 | |
|-----------|-----------|--|------|-----|---|------|-----|--|------|-----|---|------|-----|--|--|--|----------|---|------------|
| | | QUANTITY | UNIT | S/U | QUANTITY | UNIT | S/U | QUANTITY | UNIT | S/U | QUANTITY | UNIT | S/U | OPTION 1 | | | OPTION 2 | | |
| | | | | | | | | | | | | | | | | | | | PERCENTAGE |
| | | | | | | | | | | | | | | | | | | | |
| | | | | | | | | | | | | | | | | | | | |
| | | | | | | | | | | | | | | | | | | | |
| | | | | | | | | | | | | | | | | | | | |
| | | | | | | | | | | | | | | | | | | | |
| | | | | | | | | | | | | | | | | | | | |
| | | | | | | | | | | | | | | | | | | | |
| | | | | | | | | | | | | | | | | | | | |
| | | | | | | | | | | | | | | | | | | | |
| | | | | | | | | | | | | | | | | | | | |

TO ACCOMPANY INFORMATION COLLECTED ON "QUANTITY":
CODES FOR UNIT:
KILOGRAM.....1 PAIL (LARGE)..5 PIECE.....9 OTHER (SPECIFY)..13
50 KG BAG.....2 NO. 10 PLATE..6 BALE.....10
90 KG BAG.....3 NO. 12 PLATE..7 BASKET (DENGU) .11
PAIL (SMALL)..4 BUNCH.....8 OX-CART.....12

CODE FOR S/U:
S: SHELLED....1 U: UNSHELLED..2 NOT APPLICABLE..3

AG-MODULE O: SALES/STORAGE - DRY (DIMBA) SEASON (CONTINUED)

| STORAGE | | | | | | | | | | | |
|-----------|-----------|--|---|--|----------|------|-----|---|---|-----|-----|
| CROP NAME | CROP CODE | 38. Do you have any of the harvested [CROP] in storage now? | 39. What is your <u>main method</u> of storage for this crop? READ RESPONSES Unprotected pile.....1 Heaped in house.....2 Bags in house.....3 Chitandala in house....4 Chitandala outside.....5 Traditional Nkhokwe.....6 Improved Nkhokwe.....7 Metallic Silo.....8 Other (Specify)...9 | 40. How much of the harvested [CROP] during the [REFERENCE DIMBA SEASON] is being stored by your household? FOR ALL APPLICABLE CROPS, MAKE SURE TO ASK WHETHER THE REPORTED VALUE IS SHELLED OR UNSHELLED. | | | | 41. What did you do to <u>protect</u> the stored [CROP]? READ RESPONSES. LIST UP TO 2. Spraying.....1 Smoking.....2 Hired Guard.....3 Magic (Kutsirika).4 Did Nothing.....5 Other (Specify)...6 | 42. In general, when you store [CROP], what is usually the <u>main purpose</u> for storing it? READ RESPONSES. LIST UP TO 2. Food for household...1 To sell at a higher price.....2 Seed for planting...3 Render payments in-kind.....4 Wait for the arrival of buyer.....5 Does not usually store.....6 Other (Specify).....7 (THEN >> NEXT ROW) | | |
| | | YES...1 NO...2>>42 | | | QUANTITY | UNIT | S/U | 1ST | 2ND | 1ST | 2ND |
| | | | | | | | | | | | |
| | | | | | | | | | | | |
| | | | | | | | | | | | |
| | | | | | | | | | | | |
| | | | | | | | | | | | |
| | | | | | | | | | | | |
| | | | | | | | | | | | |
| | | | | | | | | | | | |
| | | | | | | | | | | | |

TO ACCOMPANY INFORMATION COLLECTED ON "QUANTITY":
CODES FOR UNIT:
KILOGRAM.....1 PAIL (LARGE)..5 PIECE.....9 OTHER (SPECIFY)..13
50 KG BAG.....2 NO. 10 PLATE..6 BALE.....10
90 KG BAG.....3 NO. 12 PLATE..7 BASKET (DENGU)..11
PAIL (SMALL)..4 BUNCH.....8 OX-CART.....12

CODE FOR S/U:
S: SHELLED....1 U: UNSHELLED..2 NOT APPLICABLE..3

AG-MODULE P: TREE / PERMANENT CROP PRODUCTION - LAST 12 MONTHS

NOTE: CONCERNING PANEL HOUSEHOLDS, ALL QUESTIONS ARE ADMINISTERED IN VISIT 2.

[illegible]

AG-MODULE P: TREE / PERMANENT CROP PRODUCTION - LAST 12 MONTHS (CONTINUED)

[illegible]

AG-MODULE Q: TREE/ PERMANENT CROP SALES/STORAGE - LAST 12 MONTHS

NOTE: CONCERNING PANEL HOUSEHOLDS, ALL QUESTIONS ARE ADMINISTERED IN VISIT 2.

ENUMERATOR: REFER TO AG-MODULE P. LIST FIRST THE NAMES AND CODES OF ALL DIFFERENT TYPES OF TREE/ PERMANENT CROPS HARVESTED DURING THE LAST 12 MONTHS. ONCE LISTING IS COMPLETED, GO THROUGH THE ENTIRE MODULE FOR EACH ROW, ONE ROW AT A TIME.

| TREE/ PERMANENT CROP NAME | TREE/ PERMANENT CROP CODE | 1. Did you <u>sell</u> any of the harvested [TREE/ PERMANENT CROP] during the last 12 months? YES...1 NO...2>>31 | 2. How much of the harvested [TREE/ PERMANENT CROP] was <u>sold in</u> <u>total</u> during the last 12 months? | | 3. What was the <u>total</u> <u>value</u> of [TREE/ PERMANENT CROP] sales during the last 12 months? ESTIMATE THE VALUE OF IN-KIND PAYMENTS MK | 4. ENUMERATOR: IS THIS A CROSS- SECTIONAL HOUSEHOLD? YES...1 NO...2>>11 | 5 Who/What were the main buyers/outlets for your [TREE/ PERMANENT CROP] sales? LIST UP TO 2 FROM NETWORK ROSTER | | 6. Who in your household kept/decided what to do with these earnings? LIST UP TO 2 FROM HOUSEHOLD ROSTER | | 7. When was most of [TREE/ PERMANENT CROP] sold during the last 12 months? CODES FOR MONTH: JANUARY...1 FEBRUARY...2 MARCH.....3 APRIL.....4 MAY.....5 JUNE.....6 JULY.....7 AUGUST.....8 SEPTEMBER..9 OCTOBER...10 NOVEMBER..11 DECEMBER...12 | | 8. Approximately how many <u>transactions</u> took place while selling [TREE/ PERMANENT CROP] TO [LARGEST BUYER/ OUTLET] during the last 12 months? |
|------------------------------------|------------------------------------|--|--|------|---|--|--|----------------------------------|---|--------------------------|--|-------------------|---|
| | | | QUANTITY | UNIT | | | NETWORK ROSTER ID CODE # 1 | NETWORK ROSTER ID CODE # 2 | HH ROSTER ID CODE # 1 | HH ROSTER ID CODE # 2 | MONTH | YEAR (4-DIGIT) | |
| | | | | | | | | | | | | | |
| | | | | | | | | | | | | | |
| | | | | | | | | | | | | | |
| | | | | | | | | | | | | | |
| | | | | | | | | | | | | | |
| | | | | | | | | | | | | | |
| | | | | | | | | | | | | | |
| | | | | | | | | | | | | | |
| | | | | | | | | | | | | | |
| | | | | | | | | | | | | | |

TO ACCOMPANY INFORMATION COLLECTED ON "QUANTITY":
CODES FOR UNIT:
KILOGRAM.....1 PAIL (LARGE)..5 PIECE.....9 OTHER (SPECIFY)..13
50 KG BAG.....2 NO. 10 PLATE..6 BALE.....10
90 KG BAG.....3 NO. 12 PLATE..7 BASKET (DENGU)..11
PAIL (SMALL)..4 BUNCH.....8 OX-CART.....12

CODE FOR S/U:
S: SHELLED....1 U: UNSHELLED..2 NOT APPLICABLE..3

AG-MODULE Q: TREE/ PERMANENT CROP SALES/STORAGE - LAST 12 MONTHS (CONTINUED)

| LARGEST BUYER/OUTLET | | | | | | | | | | | | |
|----------------------|-----------|---|---|--|--|------|-----|---|--|-----------------------|--|----------------|
| CROP NAME | CROP CODE | 9. What was the <u>main</u> mode of transportation associated with <u>all</u> [TREE/PERMANENT CROP] sales during the last 12 months? READ RESPONSES On Foot.....1 Bicycle Taxi....2 Own Bicycle or Oxcart.....3 Truck / Bus / Minibus.....4 Buyer picked up the crop.....5 Other (Specify).....6 | 10. What was the <u>total</u> cost of transportation associated with <u>all</u> [TREE/ PERMANENT CROP] sales during the last 12 months? INCLUDE ALL TRIPS FROM AND BACK TO THE FARM. IF NOTHING, RECORD ZERO. (THEN >> 31) | 11 Who/What was the [LARGEST BUYER/ OUTLET] for your [TREE/ PERMANENT CROP] sales during the last 12 months? LIST FROM NETWORK ROSTER | 12. How much of the harvested [TREE/ PERMANENT CROP] was <u>sold</u> to [LARGEST BUYER/ OUTLET]? FOR ALL APPLICABLE CROPS, MAKE SURE TO ASK WHETHER THE REPORTED VALUE IS SHELLED OR UNSHELLED. | | | 13. What was the <u>total</u> value of [TREE/ PERMANENT CROP] sales to [LARGEST BUYER/ OUTLET]? ESTIMATE THE VALUE OF IN-KIND PAYMENTS | 14. Who in your household kept/decided what to do with these earnings? LIST UP TO 2 FROM HOUSEHOLD ROSTER | | 15. When was most of the [TREE/ PERMANENT CROP] sold to the [LARGEST BUYER /OUTLET] during the last 12 months? CODES FOR MONTH: JANUARY...1 FEBRUARY...2 MARCH.....3 APRIL.....4 MAY.....5 JUNE.....6 JULY.....7 AUGUST.....8 SEPTEMBER..9 OCTOBER...10 NOVEMBER..11 DECEMBER..12 | |
| | | | MK | NETWORK ROSTER ID CODE | QUANTITY | UNIT | S/U | MK | HH ROSTER ID CODE # 1 | HH ROSTER ID CODE # 2 | MONTH | YEAR (4-DIGIT) |
| | | | | | | | | | | | | |
| | | | | | | | | | | | | |
| | | | | | | | | | | | | |
| | | | | | | | | | | | | |
| | | | | | | | | | | | | |
| | | | | | | | | | | | | |
| | | | | | | | | | | | | |
| | | | | | | | | | | | | |
| | | | | | | | | | | | | |

TO ACCOMPANY INFORMATION COLLECTED ON "QUANTITY":
CODES FOR UNIT:
KILOGRAM.....1 PAIL (LARGE)..5 PIECE.....9 OTHER (SPECIFY)..13
50 KG BAG.....2 NO. 10 PLATE..6 BALE.....10
90 KG BAG.....3 NO. 12 PLATE..7 BASKET (DENGU)..11
PAIL (SMALL)..4 BUNCH.....8 OX-CART.....12

CODE FOR S/U:
S: SHELLED....1 U: UNSHELLED..2 NOT APPLICABLE..3

AG-MODULE Q: TREE/ PERMANENT CROP SALES/STORAGE - LAST 12 MONTHS (CONTINUED)

| CROP NAME | CROP CODE | 16. Approximately how many transactions took place while selling [TREE/ PERMANENT CROP] TO [LARGEST BUYER/ OUTLET]? | 17. What was the <u>main</u> mode of transportation associated with the [TREE/ PERMANENT CROP] sales to [LARGEST BUYER/ OUTLET]? READ RESPONSES On Foot.....1 Bicycle Taxi....2 Own Bicycle or Oxcart.....3 Truck / Bus / Minibus.....4 Buyer picked up the crop.....5 Other (Specify)6 | 18. What was the <u>total</u> cost of transportation associated with the [TREE/ PERMANENT CROP] sales to [LARGEST BUYER/ OUTLET]? INCLUDE ALL TRIPS FROM AND BACK TO THE FARM. IF NOTHING, RECORD ZERO. | 19. Was there another buyer/ outlet to whom you <u>sold</u> [TREE/ PERMANENT CROP] during the REFERENCE SEASON? YES...1 NO...2>>>31 | SECOND LARGEST BUYER/OUTLET | | | | 22. What was the <u>total</u> value of [TREE/ PERMANENT CROP] sales to [SECOND LARGEST BUYER/ OUTLET]? ESTIMATE THE VALUE OF IN-KIND PAYMENTS | 23. Who in your household kept/decided what to do with these earnings? LIST UP TO 2 FROM HOUSEHOLD ROSTER | |
|-----------|-----------|---|--|--|---|---|---|----------|------|--|--|-----|
| | | | | | | 20. Who/What was the [SECOND LARGEST BUYER/OUTLET] for your [TREE/ PERMANENT CROP] sales? LIST FROM NETWORK ROSTER | 21. How much of the harvested [TREE/ PERMANENT CROP] was <u>sold</u> to [SECOND LARGEST BUYER/ OUTLET]? FOR ALL APPLICABLE CROPS, MAKE SURE TO ASK WHETHER THE REPORTED VALUE IS SHELLED OR UNSHELLED. | QUANTITY | UNIT | | | S/U |
| | | NUMBER OF TRANSACTIONS | | MK | | NETWORK ROSTER ID CODE | | | | | | |
| | | | | | | | | | | | | |
| | | | | | | | | | | | | |
| | | | | | | | | | | | | |
| | | | | | | | | | | | | |
| | | | | | | | | | | | | |
| | | | | | | | | | | | | |
| | | | | | | | | | | | | |
| | | | | | | | | | | | | |
| | | | | | | | | | | | | |

TO ACCOMPANY INFORMATION COLLECTED ON "QUANTITY":

CODES FOR UNIT:
 KILOGRAM.....1 PAIL (LARGE)..5 PIECE.....9 OTHER (SPECIFY)..13
 50 KG BAG.....2 NO. 10 PLATE..6 BALE.....10
 90 KG BAG.....3 NO. 12 PLATE..7 BASKET (*DENGU*)..11
 PAIL (SMALL)..4 BUNCH.....8 OX-CART.....12

CODE FOR S/U:
 S: SHELLED....1 U: UNSHELLED..2 NOT APPLICABLE..3

AG-MODULE Q: TREE/ PERMANENT CROP SALES/STORAGE - LAST 12 MONTHS

[illegible]

| TO ACCOMPANY INFORMATION COLLECTED ON "QUANTITY": | | | |
|---|-----------------|--------------------|---------------------|
| <u>CODES FOR UNIT:</u> | | | |
| KILOGRAM.....1 | PAIL (LARGE)..5 | PIECE.....9 | OTHER (SPECIFY)..13 |
| 50 KG BAG.....2 | NO. 10 PLATE..6 | BALE.....10 | |
| 90 KG BAG.....3 | NO. 12 PLATE..7 | BASKET (DENGU)..11 | |
| PAIL (SMALL)..4 | BUNCH.....8 | OX-CART.....12 | |
| <u>CODE FOR S/U:</u> | | | |
| S: SHELLED....1 | U: UNSHELLED..2 | NOT APPLICABLE..3 | |

AG-MODULE Q: TREE/ PERMANENT CROP SALES/STORAGE - LAST 12 MONTHS

| CROP NAME | CROP CODE | 32. How much of the harvested [TREE/ PERMANENT CROP] during the last 12 months was <u>given out as reimbursements for inputs borrowed or acquired on credit?</u> | | | 33. How much of the harvested [TREE / PERMANENT CROP] during the last 12 months was used as <u>input for [TREE/ PERMANENT CROP] by-products</u> that your household <u>sold</u> , if any, in the market? | | 34. How much of the harvested [TREE/ PERMANENT CROP] during the last 12 months] was saved for <u>seed</u> ? | | | 35. How much of the the harvested [TREE/ PERMANENT CROP] during the last 12 months was <u>lost</u> to rotting, insects, rodents, theft, etc. in the <u>post-harvest period</u> ? | | | | 36. What was the <u>reason</u> for loss? READ RESPONSES. LIST UP TO 2. Rotting.....1 Insects.....2 Rodents/Pests...3 Flood.....4 Theft.....5 Other (Specify).6 | |
|-----------|-----------|--|------|-----|--|------|---|------|-----|---|--|--|----------|---|-----|
| | | IF NOTHING, RECORD ZERO FOR "QUANTITY" AND CONTINUE TO 33. | | | EXCLUDE CROP USED AS INPUT FOR OWN-PRODUCED BY-PRODUCTS CONSUMED AT HOME. IF NOTHING, RECORD ZERO FOR "QUANTITY" AND CONTINUE TO 34. | | IF NOTHING, RECORD ZERO FOR "QUANTITY" AND CONTINUE TO 35. FOR ALL APPLICABLE CROPS, MAKE SURE TO ASK WHETHER THE REPORTED VALUE IS SHELLED OR UNSHELLED. | | | FILL IN OPTION 2/PERCENTAGE ONLY IF THE FARMER CANNOT PROVIDE AN APPROXIMATE QUANTITY FOR OPTION 1. IF NOTHING WAS LOST, RECORD ZERO FOR "QUANTITY" AND >> 37. FOR ALL APPLICABLE CROPS, MAKE SURE TO ASK WHETHER THE REPORTED VALUE IS SHELLED OR UNSHELLED. | | | | | |
| | | QUANTITY | UNIT | S/U | QUANTITY | UNIT | QUANTITY | UNIT | S/U | OPTION 1 | | | OPTION 2 | | 1ST |
| | | | | | | | | | | | | | | | |
| | | | | | | | | | | | | | | | |
| | | | | | | | | | | | | | | | |
| | | | | | | | | | | | | | | | |
| | | | | | | | | | | | | | | | |
| | | | | | | | | | | | | | | | |
| | | | | | | | | | | | | | | | |
| | | | | | | | | | | | | | | | |
| | | | | | | | | | | | | | | | |

TO ACCOMPANY INFORMATION COLLECTED ON "QUANTITY":

CODES FOR UNIT:
 KILOGRAM.....1 PAIL (LARGE)..5 PIECE.....9 OTHER (SPECIFY)..13
 50 KG BAG.....2 NO. 10 PLATE..6 BALE.....10
 90 KG BAG.....3 NO. 12 PLATE..7 BASKET (DENGU)..11
 PAIL (SMALL)..4 BUNCH.....8 OX-CART.....12

CODE FOR S/U:
 S: SHELLED....1 U: UNSHELLED..2 NOT APPLICABLE..3

AG-MODULE Q: TREE/ PERMANENT CROP SALES/STORAGE - LAST 12 MONTHS

| STORAGE | | | | | | | | | | |
|-----------|-----------|--|---|--|------|-----|--|-----|--|-----|
| CROP NAME | CROP CODE | 37. Do you have any of the harvested [TREE/ PERMANENT CROP] in storage now? | 38. What is your <u>main</u> method of storage for this crop? READ RESPONSES Unprotected pile.....1 Heaped in house.....2 Bags in house.....3 Chitandala in house....4 Chitandala outside.....5 Traditional Nkhokwe.....6 Improved Nkhokwe.....7 Metallic Silo.....8 Other (Specify)...9 | 39. How much of the harvested [TREE/ PERMANENT CROP] during the [REFERENCE SEASON] is being stored by your household? | | | 40. What did you do to protect the stored [TREE/ PERMANENT CROP]? READ RESPONSES. LIST UP TO 2. Spraying.....1 Smoking.....2 Hired Guard.....3 Magic (Kutsirika).4 Did Nothing.....5 Other (Specify)...6 | | 41. In general, when you store [TREE/ PERMANENT CROP], what is usually the <u>main</u> purpose for storing it? READ RESPONSES. LIST UP TO 2. Food for household...1 To sell at a higher price.....2 Seed for planting....3 Render payments in-kind.....4 Wait for the arrival of buyer.....5 Does not usually store.....6 Other (Specify).....7 (THEN >> NEXT ROW) | |
| | | | | QUANTITY | UNIT | S/U | 1ST | 2ND | 1ST | 2ND |
| | | | | | | | | | | |
| | | | | | | | | | | |
| | | | | | | | | | | |
| | | | | | | | | | | |
| | | | | | | | | | | |
| | | | | | | | | | | |
| | | | | | | | | | | |
| | | | | | | | | | | |
| | | | | | | | | | | |
| | | | | | | | | | | |

TO ACCOMPANY INFORMATION COLLECTED ON "QUANTITY":
CODES FOR UNIT:
KILOGRAM.....1 PAIL (LARGE)..5 PIECE.....9 OTHER (SPECIFY)..13
50 KG BAG.....2 NO. 10 PLATE..6 BALE.....10
90 KG BAG.....3 NO. 12 PLATE..7 BASKET (DENGU)..11
PAIL (SMALL)..4 BUNCH.....8 OX-CART.....12

CODE FOR S/U:
S: SHELLED....1 U: UNSHELLED..2 NOT APPLICABLE..3

AG-MODULE R: LIVESTOCK

NOTE: CONCERNING PANEL HOUSEHOLDS, ALL QUESTIONS ARE ADMINISTERED IN VISIT 1.

A. Did you or anyone in your household own any livestock in the last 12 months?

```
YES...1
NO....2 >> MODULE T
```

10

| LIVESTOCK CODE | LIVESTOCK NAME | 1. During the last 12 months, have you or any member of your household raised or owned any [LIVESTOCK]? RECORD AN ANSWER FOR EACH TYPE OF LIVESTOCK BEFORE GOING THROUGH THE ENTIRE MODULE FOR EACH APPLICABLE ROW, ONE ROW AT A TIME. YES...1 NO....2 >> NEXT ROW | 2. How many [LIVESTOCK] are owned by your household now (present at your farm or away)? IF NONE, RECORD ZERO AND >> 7. | 3. How many of the [LIVESTOCK] owned are improved/exotic? | 4. If you wanted to sell one of the [LIVESTOCK] today, how much would you receive from the sale? | 5. Who in your household owns [LIVESTOCK]? LIST UP TO 2 FROM HOUSEHOLD ROSTER | | 6. Who in your household is responsible for feeding/taking care of [LIVESTOCK]? LIST UP TO 2 FROM HOUSEHOLD ROSTER | | 7. How many [LIVESTOCK] did your household own exactly 12 months ago? |
|----------------|-----------------------|---|--|--|---|---|-----------------------|--|-----------------------|--|
| | | | NUMBER | NUMBER | MK | HH ROSTER ID CODE # 1 | HH ROSTER ID CODE # 2 | HH ROSTER ID CODE # 1 | HH ROSTER ID CODE # 2 | NUMBER |
| 301 | CALF | | | | | | | | | |
| 302 | STEER/HEIFER | | | | | | | | | |
| 303 | COW | | | | | | | | | |
| 304 | BULL/OX | | | | | | | | | |
| 305 | DONKEY | | | / | | | | | | |
| 306 | MULE/HORSE | | | / | | | | | | |
| 307 | GOAT | | | | | | | | | |
| 308 | SHEEP | | | | | | | | | |
| 309 | PIG | | | | | | | | | |
| 310 | CHICKEN-LAYER | | | / | | | | | | |
| 311 | LOCAL HEN | | | / | | | | | | |
| 312 | CHICKEN-BROILER | | | / | | | | | | |
| 313 | LOCAL COCK | | | / | | | | | | |
| 314 | TURKEY | | | / | | | | | | |
| 315 | DUCK | | | / | | | | | | |
| 316 | GUINEA FOWL | | | / | | | | | | |
| 317 | BEEHIVE | | | / | | | | | | |
| 318 | OTHER (SPECIFY) _____ | | | / | | | | | | |

AG-MODULE R: LIVESTOCK (CONTINUED)[illegible]

AG-MODULE R: LIVESTOCK (CONTINUED)[illegible]

AG-MODULE R: LIVESTOCK (CONTINUED)

| LIVESTOCK CODE | LIVESTOCK NAME | 24. How many of your [LIVESTOCK] are currently vaccinated? IF NONE, RECORD ZERO AND >> 27. | 25. Who provided the vaccination services for [LIVESTOCK]? LIST UP TO 2 FROM NETWORK ROSTER | | 26. Against which <u>diseases</u> did your household vaccinate [LIVESTOCK]? REFER TO THE DISEASE CODES BELOW. | | |
|----------------|-----------------|--|---|------------------------|---|----|----|
| | | | NUMBER | NETWORK ROSTER ID CODE | NETWORK ROSTER ID CODE | #1 | #2 |
| 301 | CALF | | | | | | |
| 302 | STEER/HEIFER | | | | | | |
| 303 | COW | | | | | | |
| 304 | BULL | | | | | | |
| 305 | DONKEY | | | | | | |
| 306 | MULE/HORSE | | | | | | |
| 307 | GOAT | | | | | | |
| 308 | SHEEP | | | | | | |
| 309 | PIG | | | | | | |
| 310 | CHICKEN-LAYER | | | | | | |
| 311 | LOCAL HEN | | | | | | |
| 312 | CHICKEN-BROILER | | | | | | |
| 313 | LOCAL-CHICK | | | | | | |
| 314 | TURKEY | | | | | | |
| 315 | DUCK | | | | | | |
| 316 | GUINEA FOWL | | | | | | |
| 317 | BEEHIVE | | | | | | |
| 318 | OTHER (SPECIFY) | | | | | | |

| 27. During the last 12 months, how much did your household spend in total on <u>hired labor</u> for all types of livestock owned by your household? IF NONE, RECORD ZERO. | 28. During the last 12 months, how much did your household spend in total on <u>animal feed</u> for all types of livestock owned by your household ? EXCLUDE OWN-CROPS USED AS ANIMAL FEED. IF NONE, RECORD ZERO. | 29. During the last 12 months, how much did your household spend in total on <u>medicine</u> and <u>vaccinations</u> for all types of livestock owned by your household? IF NONE, RECORD ZERO. | 30. During the last 12 months, how much did your household spend in total on <u>other veterinary services</u> , including dipping, deworming and artificial insemination, for all types of livestock owned by your household? IF NONE, RECORD ZERO. | 31. During the last 12 months, how much did your household spend in total on housing equipment, feeding utensils or <u>any other input</u> for all types of livestock owned by your household? EXCLUDE ALL LIVESTOCK-RELATED FARM STRUCTURES. IF NONE, RECORD ZERO. |
|--|--|---|--|--|
| MK | MK | MK | MK | MK |
| | | | | |

CODES FOR 23 & 26 :

African Swine Fever.....1
 Anaplasmosis.....2
 Anaemia.....3
 Anthrax.....4
 Babesiosis.....5
 Black Quarter.....6
 Brucellosis.....7
 Contagious Bovine Pleuropneumonia (CBPP).....8
 Contagious Caprine Pleuropneumonia (CCPP).....9
 East Coast Fever.....10
 Foot & Mouth Disease.....11
 Foot Rot.....12
 Gall Sickness.....13
 Gumboro.....14
 Heartwater.....15
 Helminthiosis.....16
 Lumpy Skin Disease.....17
 Mange.....18
 Mareks.....19
 New Castle Disease.....20
 Rabies.....21
 Small Pox.....22
 Tetanus.....23

AG-MODULE S: LIVESTOCK PRODUCTS

NOTE: CONCERNING PANEL HOUSEHOLDS, ALL QUESTIONS ARE ADMINISTERED IN VISIT 1.

[illegible]

AG-MODULE S: LIVESTOCK PRODUCTS (CONTINUED)[illegible]

AG-MODULE T: ACCESS TO EXTENSION SERVICES**NOTE:** CONCERNING PANEL HOUSEHOLDS, ALL QUESTIONS ARE ADMINISTERED IN VISIT 2.

| CODE | TOPIC | 1 During the [REFERENCE RAINY SEASON], did you or anyone in your household <u>receive</u> any <u>advice</u> on... YES...1 NO....2 >> NEXT TOPIC | 2 What was the <u>main</u> <u>source</u> of the advice on [TOPIC]? SOURCE | 3 ENUMERATOR: IS THIS A CROSS- SECTIONAL HOUSEHOLD? YES...1 NO....2 >> NEXT MODULE | 4. On average, how useful was the advice? READ RESPONSES Useless.....1 Not very useful..2 Useful.....3 Very useful.....4 |
|------|-------------------------------|--|--|--|---|
| 301 | New Seed Varieties | | | | |
| 302 | Pest Control | | | | |
| 303 | Fertilizer Use | | | | |
| 304 | Pit Planting | | | | |
| 305 | Irrigation | | | | |
| 306 | Composting | | | | |
| 307 | Marketing/Crop Sales | | | | |
| 308 | Growing/Selling Tobacco | | | | |
| 309 | Access to Credit | | | | |
| 310 | Forestry | | | | |
| 311 | General Animal Care | | | | |
| 312 | Animal Diseases / Vaccination | | | | |
| 313 | Fishery Production | | | | |
| 314 | Other SPECIFY _____ | | | | |

CODES FOR SOURCE:

Gov. Agricultural Extension Service.....1
Private Agricultural Extension Service..2
Gov. Fishery Extension Service.....3
NGO.....4
Agricultural Coop/Farmers' Assoc.....5
Fishing Coop.....6
Farmer Field Days/Field School.....7
Village Agricultural Extension Meeting..8
Agricultural Extension Course.....9
Lead Farmer.....10
Other Farmer (Neighbor/Relative).....11
Electronic Media (TV, Radio, Etc...).....12
Paper Media (Handouts / Flyers).....13
Other (Specify).....14

AG-MODULE T: ACCESS TO EXTENSION SERVICES

NOTE: CONCERNING PANEL HOUSEHOLDS, ALL QUESTIONS ARE ADMINISTERED IN VISIT 2.

T-0. **ENUMERATOR:** IS THIS A CROSS-SECTIONAL HOUSEHOLD? YES...1 >> END OF QUESTIONNAIRE
NO....2

10

[illegible]

NETWORK ROSTER

| ID | 1. NAME | 2. CODE | 3. LOCATION |
|-----|---------|---------|-------------|
| N1 | | | |
| N2 | | | |
| N3 | | | |
| N4 | | | |
| N5 | | | |
| N6 | | | |
| N7 | | | |
| N8 | | | |
| N9 | | | |
| N10 | | | |
| N11 | | | |
| N12 | | | |
| N13 | | | |
| N14 | | | |
| N15 | | | |

CODES FOR QUESTION 2:

RELATIVE.....1
 FRIEND/NEIGHBOR.....2
 VDC MEMBER.....3
 VILLAGE HEADMAN.....4
 TRADITIONAL AUTHORITY.....5
 POLITICAL LEADER.....6
 MAIN FARM/PLOT.....7
 ROADSIDE.....8
 MOBILE MARKET.....9
 LOCAL MARKET.....10
 PRIVATE TRADER IN LOCAL MARKET...11
 LOCAL MERCHANT/GROCERY.....12
 MAIN MARKET.....13
 PRIVATE TRADER IN MAIN MARKET...14
 AUCTION IN MAIN MARKET.....15
 PRIVATE COMPANY/BUSINESS PERSON..16
 EMPLOYER.....17
 GOVERNMENT AGENCY.....18
 PARLIAMENT MEMBER.....19
 MONEY LENDER/KATAPILA.....20
 PRIVATE MICROFINANCE INSTITUTION.21
 SAVINGS & CREDIT COOPERATIVE.....22
 COMMERCIAL BANK.....23
 GOVERNMENT-FINANCED LENDER.....24
 PARASTATAL ORGANIZATION.....25
 AGRICULTURAL COOPERATIVE.....26
 FARMER BASED CLUB/ASSOCIATION....27
 NGO.....28
 TRUST.....29
 PRIVATE VETERINARY.....30
 DISTRICT VETERINARY.....31
 RELIGIOUS GROUP/INSTITUTION.....32
 OTHER (SPECIFY).....33

CODES FOR QUESTION 3:

WITHIN THE VILLAGE.....1
 NEAR THE VILLAGE.....2
 IN/NEAR THE TOWN.....3
 IN/NEAR THE DISTRICT/URBAN CENTER.4
 OUTSIDE THE DISTRICT.....5
 OUTSIDE THE REGION.....6

CROP/SEED CODES**CROP/SEED MASTER LIST****MAIZE**

LOCAL.....1
 COMPOSITE/OPV.....2
 HYBRID.....3
 HYBRID RECYCLED...4

TOBACCO

BURLEY.....5
 FLUE CURED.....6
 NNDF.....7
 SDF8
 ORIENTAL9
 OTHER TOBACCO
 (SPECIFY).....10

GROUNDNUT

CHALIMBANA.....11
 CG7.....12
 MANI-PINTAR.....13
 MAWANGA14
 JL24.....15
 OTHER GROUNDNUT
 (SPECIFY).....16

RICE

LOCAL.....17
 FAYA18
 PUSA.....19
 TCG10.....20
 IET4094 (SENGA)..21
 WAMBONE.....22
 KILOMBERO23
 ITA.....24
 MTUPATUPA.....25
 OTHER RICE
 (SPECIFY).....26

GROUND BEAN (NZAMA)27
 SWEET POTATO.....28
 IRISH [MALAWI] POTATO..29
 WHEAT.....30
 FINGER MILLET (MAWERE) ..31
 SORGHUM.....32
 PEARL MILLET (MCHEWERE) .33
 BEANS.....34
 SOYABEAN.....35
 PIGEONPEA (NANDOLO)36
 COTTON.....37
 SUNFLOWER.....38
 SUGAR CANE.....39
 CABBAGE.....40
 TANAPOSI.....41
 NKHWANI.....42
 THERERE/OKRA.....43
 TOMATO.....44
 ONION.....45
 PEA.....46
 PAPRIKA.....47
 OTHER (SPECIFY).....48

TREE/PERMANENT CROP MASTER LIST

CASSAVA.....1
 TEA.....2
 COFFEE.....3
 MANGO.....4
 ORANGE.....5
 PAWPAW/PAPAYA.....6
 BANANA.....7
 AVOCADO.....8
 GUAVA.....9
 LEMON.....10
 NAARTJE (TANGERINE).....11
 PEACH.....12
 [CUSTADE APPLE] POZA.....13
 MEXICAN APPLE [MASUKU]...14
 MASAU.....15
 PINEAPPLE.....16
 MACADAMIA.....17
 OTHER (SPECIFY).....18