



Afghanistan

The World Bank
Country Survey FY 2012

Report of Findings
October 2012

Table of Contents

I. Objectives	3
II. Methodology.....	3
III. Demographics of the Sample.....	6
IV. General Issues facing Afghanistan	11
V. Overall Attitudes toward the World Bank	15
VI. Sectoral Effectiveness.....	19
VII. World Bank Knowledge and Instruments	23
VIII. How the World Bank Operates.....	32
IX. The Afghanistan Reconstruction Trust Fund (ARTF).....	35
X. The Future Role of the World Bank in Afghanistan.....	37
XI. Communication and Openness.....	41
XII. Appendices.....	48



I. Objectives

This survey was designed to achieve the following objectives:

- Assist the World Bank in gaining a better understanding of how stakeholders in Afghanistan perceive the Bank;
- Obtain systematic feedback from stakeholders in Afghanistan regarding:
 - Their views regarding the general environment in Afghanistan;
 - Their overall attitudes toward the World Bank in Afghanistan;
 - Overall impressions of the World Bank's effectiveness and results, knowledge and research, and communication and information sharing in Afghanistan; and
 - Perceptions of the World Bank's future role in Afghanistan.
- Use data to help inform the Afghanistan country team's strategy.

II. Methodology

In June and July 2012, 500 stakeholders of the World Bank in Afghanistan were invited to provide their opinions on the Bank's assistance to the country by participating in a country survey. Participants in the survey were drawn from among the office of the President; the office of a Minister; the National Assembly; employees of a ministry, ministerial departments, or implementation agency; consultants/contractors working on World Bank-supported projects/programs; project management units (PMUs) overseeing implementation of a project; local government officials or staff; bilateral agencies; multilateral agencies; private sector organizations; private foundations; the financial sector/private banks; NGOs; community development councils (CDCs); the media; independent government institutions; trade unions; academia/research institutes/think tanks; and the judiciary branch. A total of 397 stakeholders participated in the country survey (79%).

The consulting firm delivered the questionnaires to the field (provinces) and then their field office contacted respondents by phone. The field staff then delivered the questionnaire to the respondent with two options: either 1) a rep from the firm would work with the respondent to fill out or 2) leave the questionnaire and come back collect the filled out questionnaire in a certain date and time that was agreed mutually. In Kabul most of questionnaires were emailed to respondents and received back by email.

Respondents were asked about: general issues facing Afghanistan, their overall attitudes toward the Bank; the World Bank's effectiveness and results; the Afghanistan Reconstruction Trust Fund (ARTF), the Bank's knowledge; working with the World Bank; the Bank's future role in Afghanistan, and the Bank's communication and information sharing in Afghanistan.

Every country that engages in the Country Survey must include specific indicator questions that will be aggregated for the Bank's annual Corporate Scorecard. These questions are identified throughout the survey report.

II. Methodology (continued)

- A. General Issues facing Afghanistan: Respondents were asked to indicate their perspectives on the transition process, the top three development priorities, and which areas would contribute most to reducing poverty and generating economic growth in Afghanistan.
- B. Overall Attitudes toward the World Bank: Respondents were asked to rate their familiarity with the World Bank, the Bank's effectiveness in Afghanistan, Bank staff preparedness, the extent to which the Bank meets Afghanistan's need for knowledge services and financial instruments, the extent to which the Bank should and does seek to influence the global development agenda, agreement with various statements regarding the Bank's work, and the extent to which the Bank is an effective development partner. Respondents were also asked to indicate the sectoral areas on which it would be most productive for the Bank to focus its resources, the Bank's greatest values and greatest weaknesses in its work, the most and least effective instruments in helping to reduce poverty in Afghanistan, with which groups the Bank should work more in Afghanistan, and how they attribute slow or failed reform efforts.
- C. World Bank Effectiveness and Results: Respondents were asked to rate the extent to which the Bank's work helps achieve sustainable development results in Afghanistan, and the Bank's level of effectiveness across thirty-six development areas, such as economic growth and basic infrastructure.
- D. The Afghanistan Reconstruction Trust Fund (ARTF): Respondents were asked to indicate their familiarity with the ARTF and their level of agreement with a variety of statements regarding the ARTF.
- E. The World Bank's Knowledge: Respondents were asked to indicate how frequently they consult Bank knowledge/research, the areas on which the Bank should focus its research efforts, and to rate the effectiveness and quality of the Bank's knowledge/research, including how significant a contribution it makes to development results and its technical quality.
- F. Working with the World Bank: Respondents were asked to rate their level of agreement with a series of statements regarding working with the Bank, such as the World Bank's "Safeguard Policy" requirements being reasonable, the Bank disbursing funds promptly, and the extent to which the World Bank is adequately staffed in Afghanistan.
- G. The Future Role of the World Bank in Afghanistan: Respondents were asked to rate how significant a role the Bank should play in Afghanistan throughout the transition period and to indicate what the Bank should do to make itself of greater value in Afghanistan.

II. Methodology (continued)

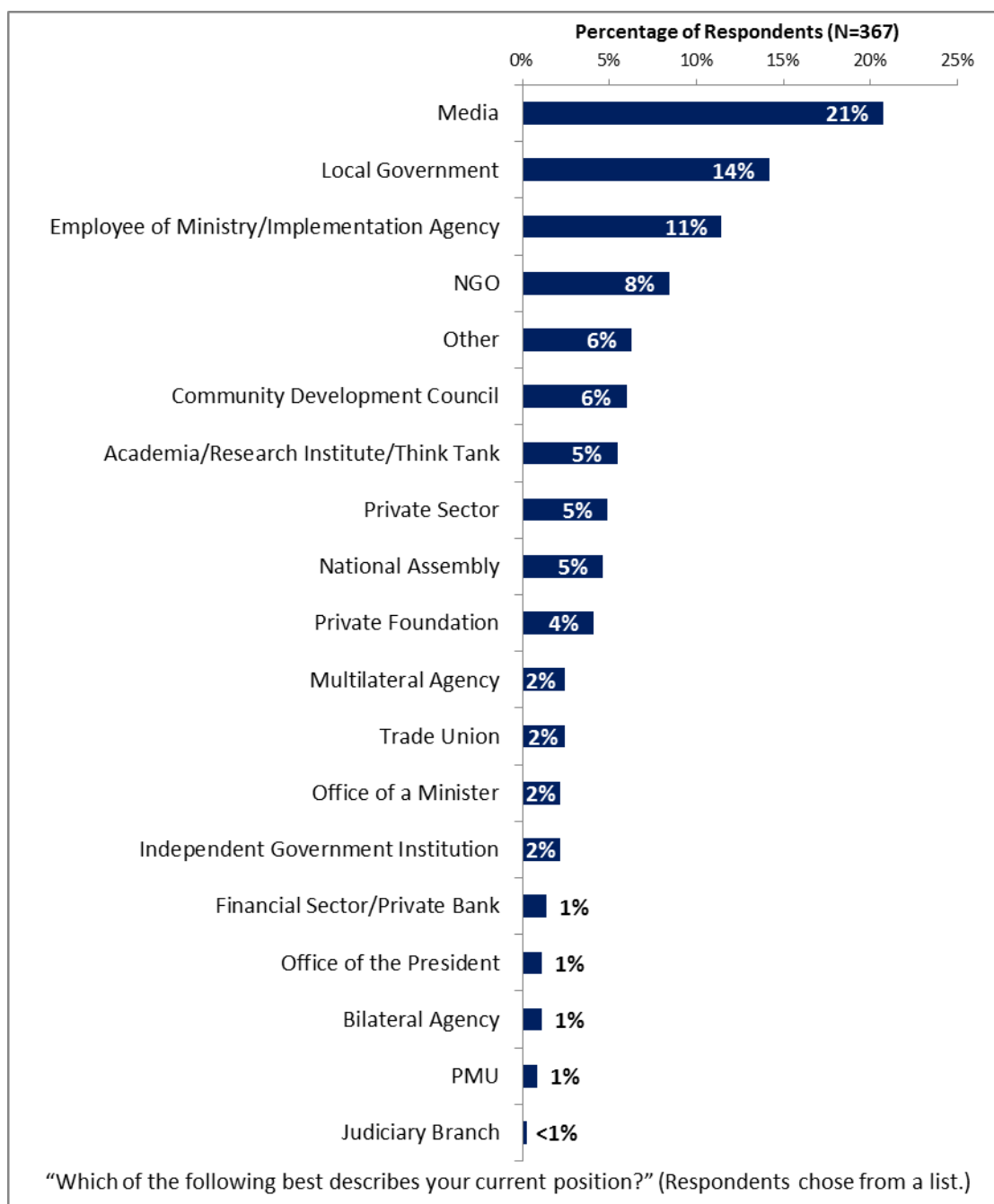
- H. Communication and Information Sharing: Respondents were asked to indicate where they get information about economic and social development issues, how they prefer to receive information from the Bank, their access to the Internet, and their usage and evaluation of the Bank's website and PICs. Respondents were asked about their awareness of the Bank's Access to Information policy, past information requests from the Bank, and their level of agreement that they use more data from the World Bank as a result of the Bank's Open Data policy. Respondents were also asked to indicate their level of agreement that they know how to find information from the Bank and that the Bank is responsive to information requests.
- I. Background Information: Respondents were asked to indicate their current position, specialization, whether they professionally collaborate with the World Bank, their exposure to the Bank in Afghanistan, and their geographic location.

In addition, when possible, responses from respondents completing this year's country survey were compared to responses from the 386 respondents (77% response rate) who completed the survey in FY 2008. Notations and/or charts are included when these comparisons were possible.

III. Demographics of the Sample

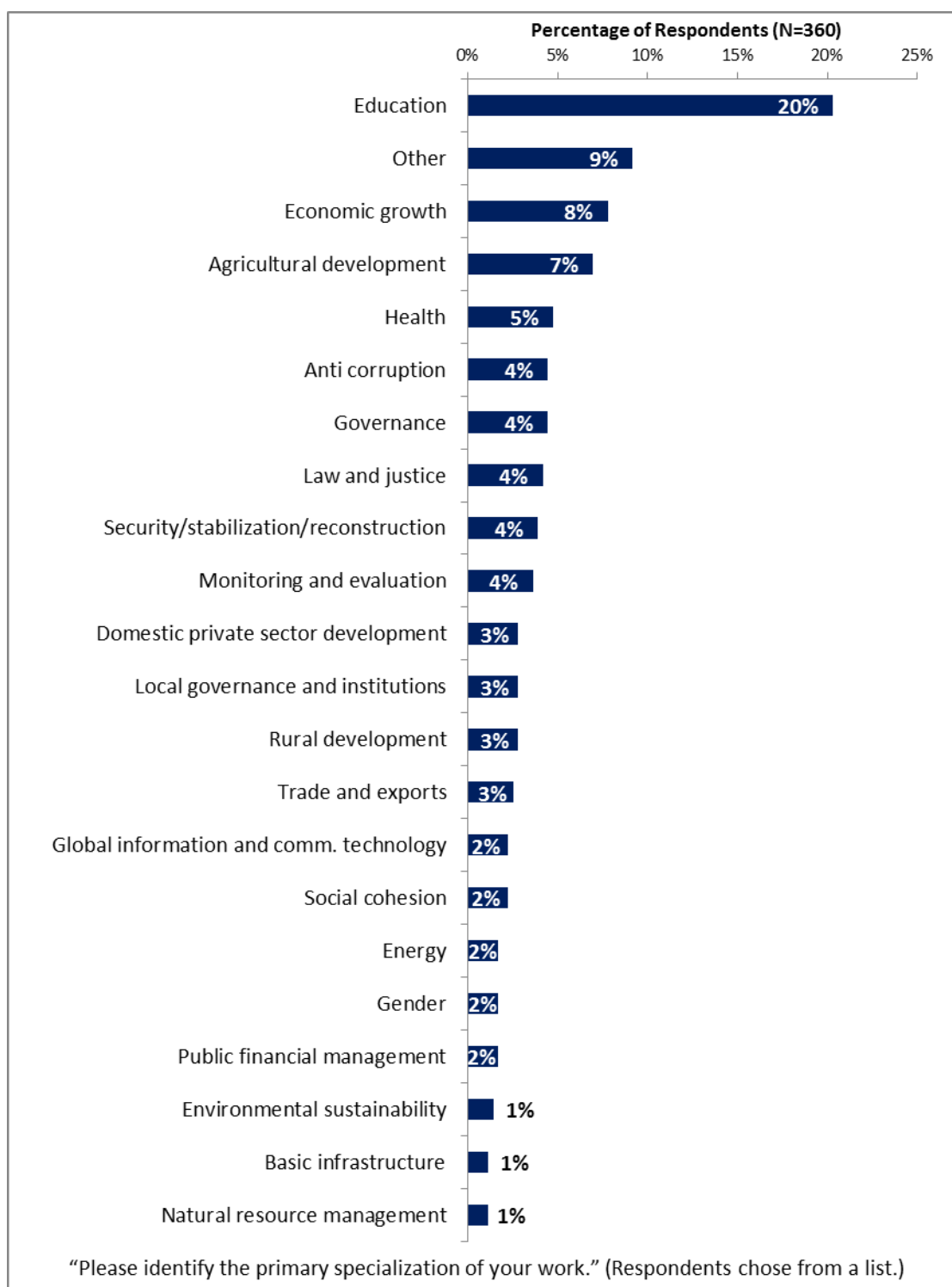
Current Position

- For further analyses, the small number of respondents from private foundations, trade unions, and CDCs were combined with those from NGOs to create a “Civil Society” category, respondents from multilateral agencies were combined with those from bilateral agencies, respondents from the financial sector/private banks were combined with those from the private sector, and the few respondents from PMUs, independent government institutions, and the judiciary branch were included in the “Other” category.



III. Demographics of the Sample (continued)

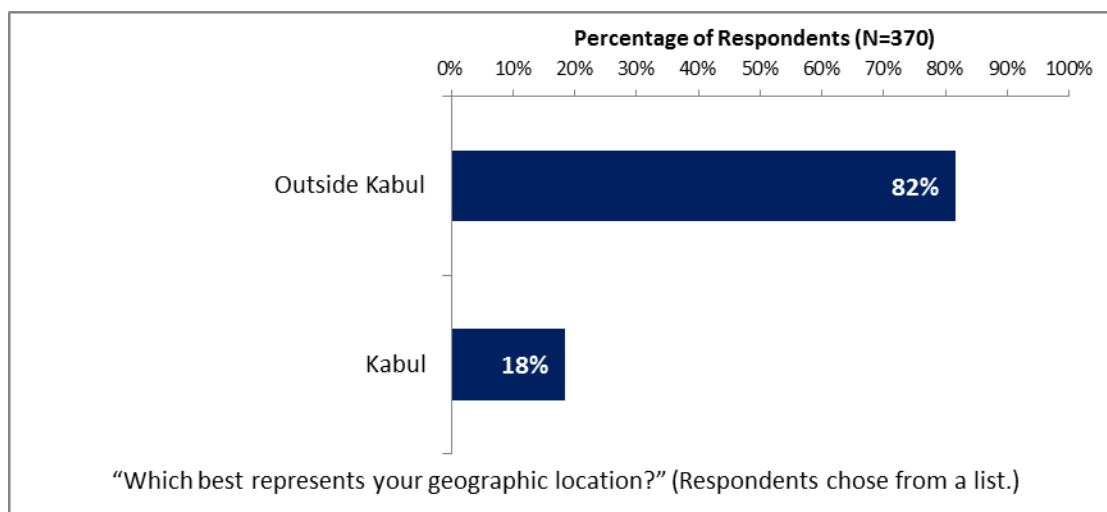
Area of Primary Specialization



III. Demographics of the Sample (continued)

Geographic Location

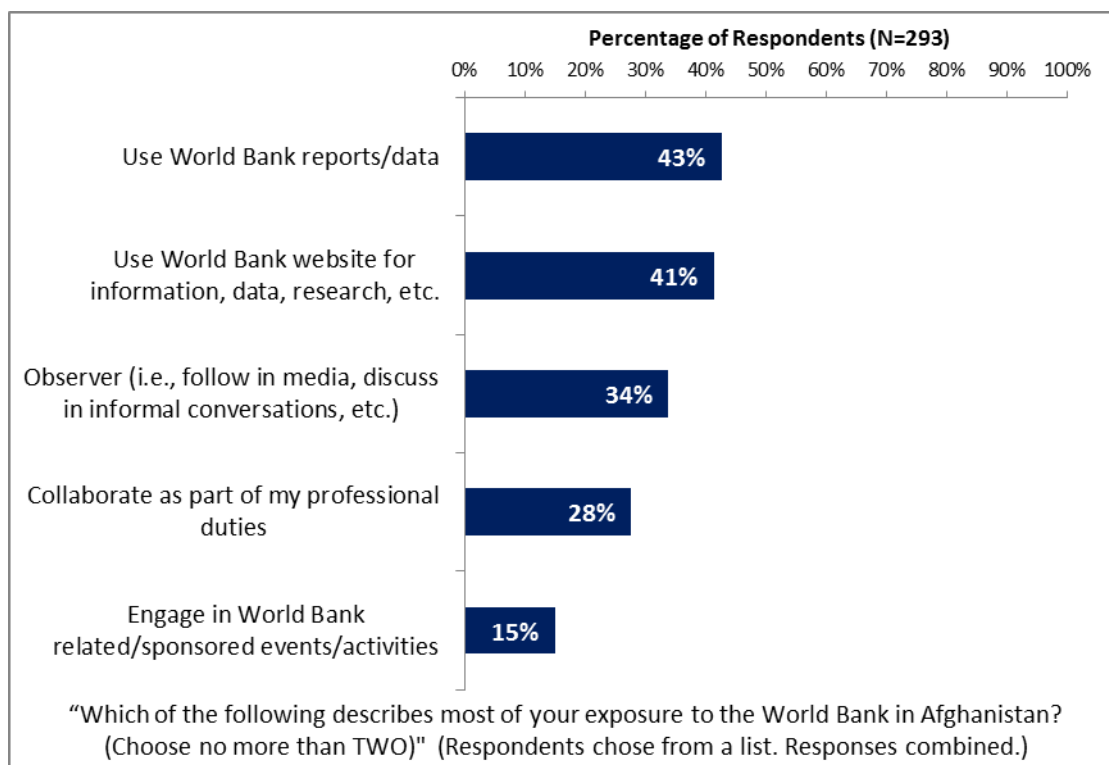
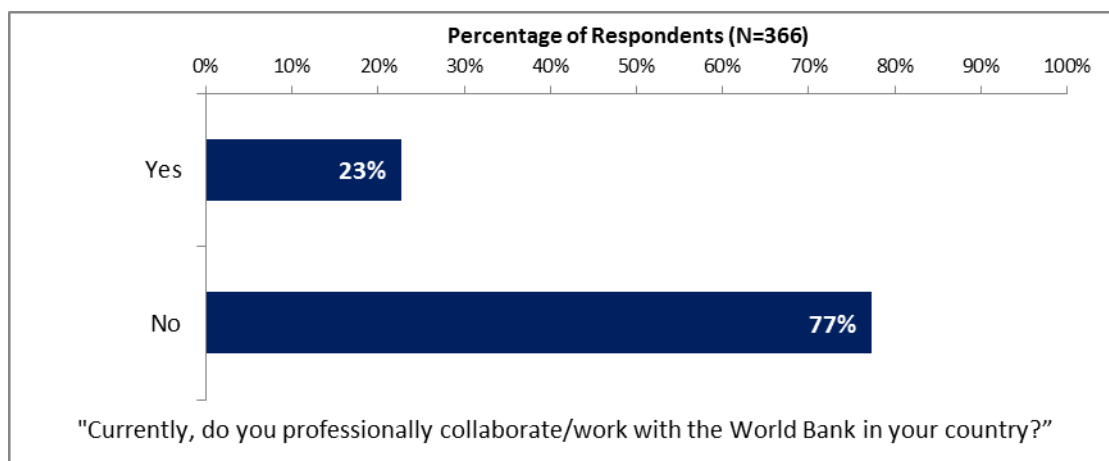
- Responses across geographic locations for all country survey questions can be found in the Appendix (see page 83). Only significant differences between geographic locations in response to indicator questions will be discussed in the body of this report.



III. Demographics of the Sample (continued)

Collaboration with and Exposure to the World Bank

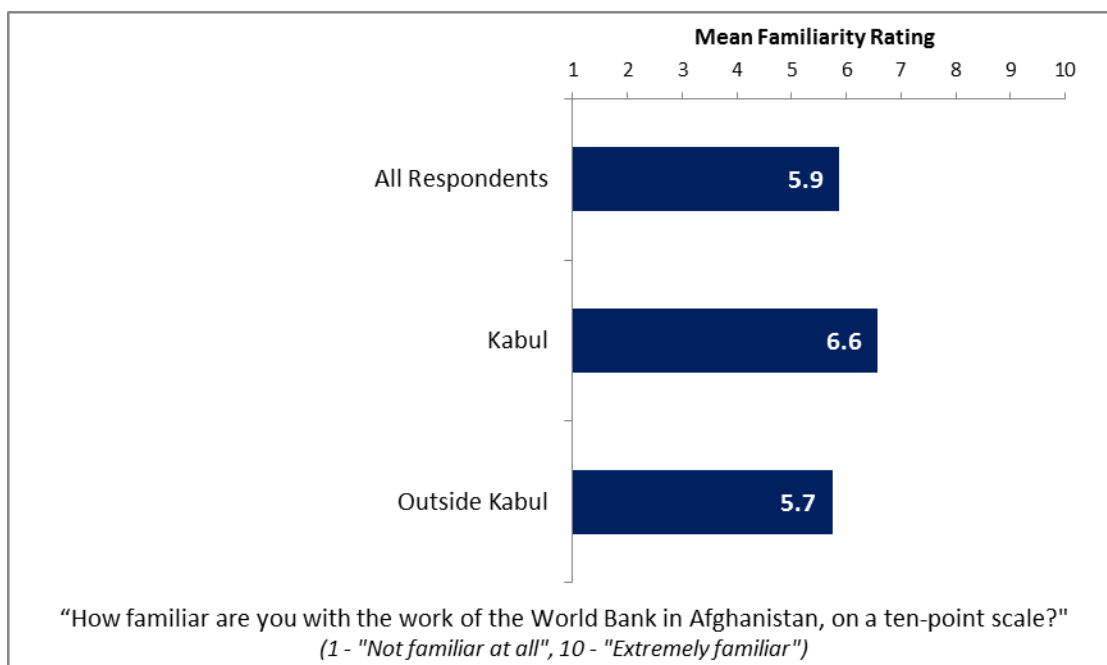
- Differences in responses to the indicator questions, based on levels of collaboration and exposure to the World Bank in Afghanistan, can be found in the Appendix (page 114). Please note that where these two factors appear to have a significant relationship with overall views of the Bank, it is highlighted in yellow in that table.



III. Demographics of the Sample (continued)

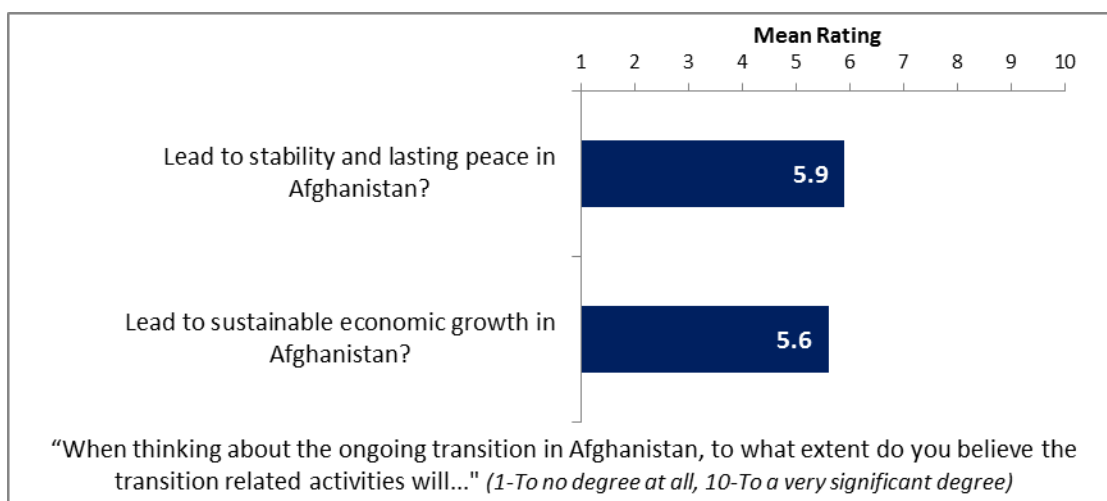
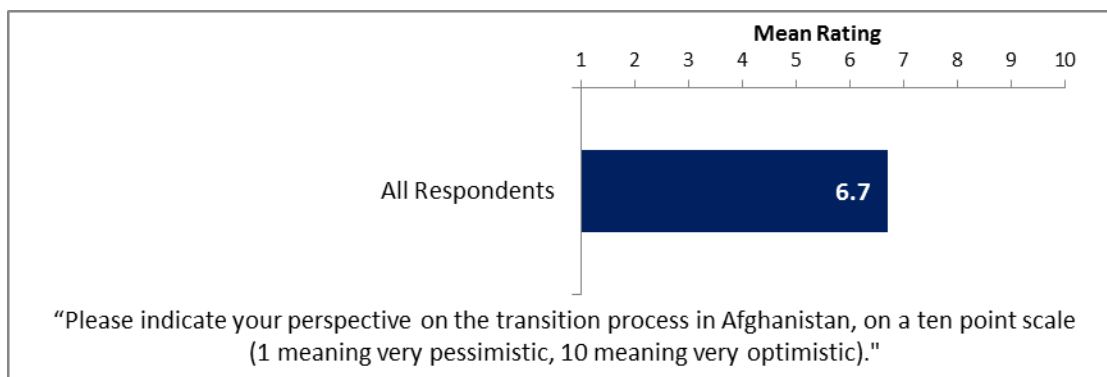
Familiarity with the World Bank

- Across all respondents, familiarity with the Bank received a mean rating of 5.9; this was significantly higher than the mean rating received in the FY '08 country survey (5.0).
 - Respondents from Kabul indicated significantly higher levels of familiarity with the World Bank in Afghanistan compared to respondents from outside of Kabul.
 - Respondents across all stakeholder groups had statistically similar levels of familiarity with the Bank.
 - It should be noted that respondents' ratings of familiarity with the Bank were significantly moderately correlated with their perceptions of the Bank's overall effectiveness in Afghanistan, and had small, but significant correlations with the Bank's ability to help achieve sustainable development results and the Bank's relevance to Afghanistan's development.



IV. General Issues facing Afghanistan

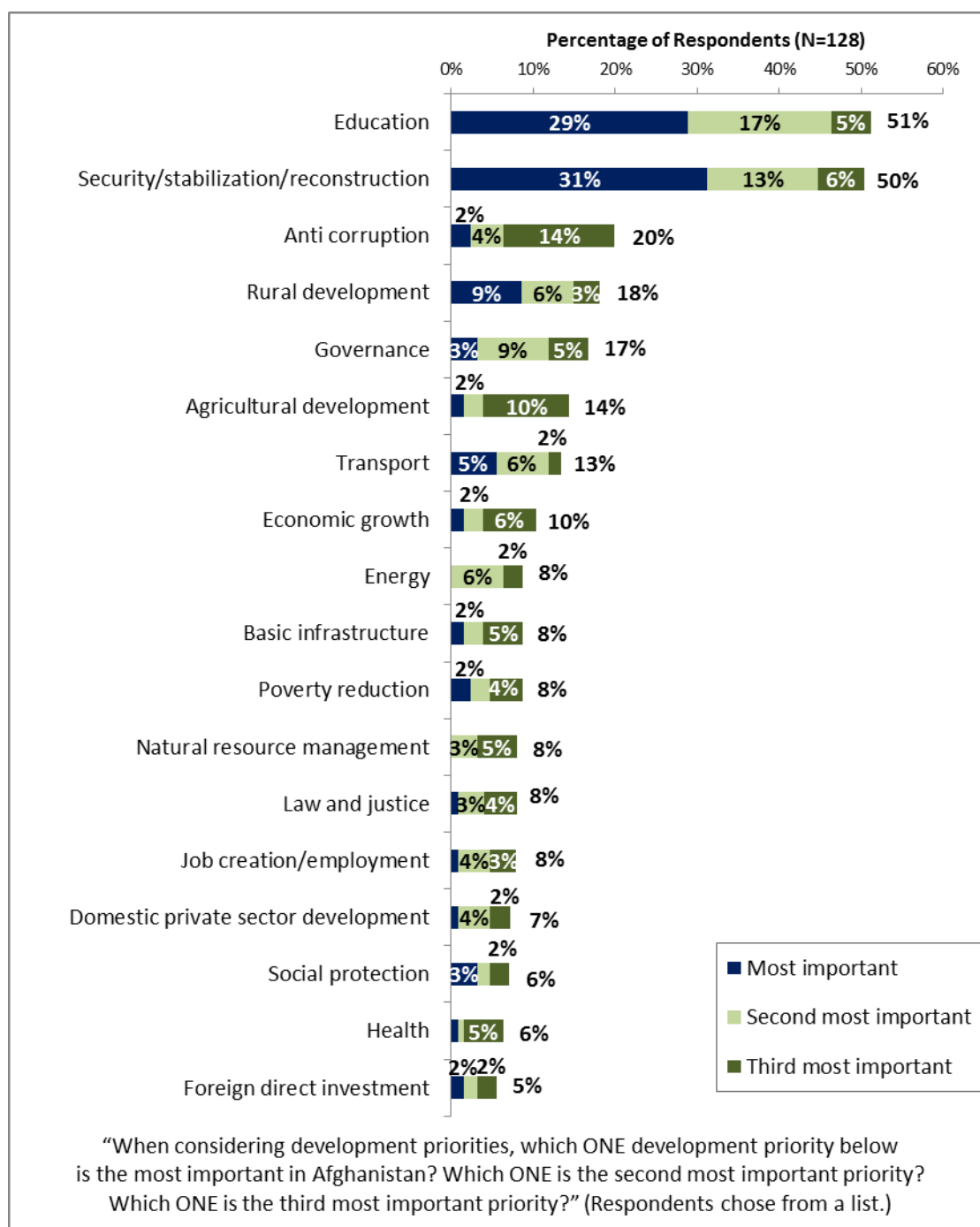
Perspective on the Transition Process in Afghanistan



IV. General Issues facing Afghanistan (continued)

Development Priorities

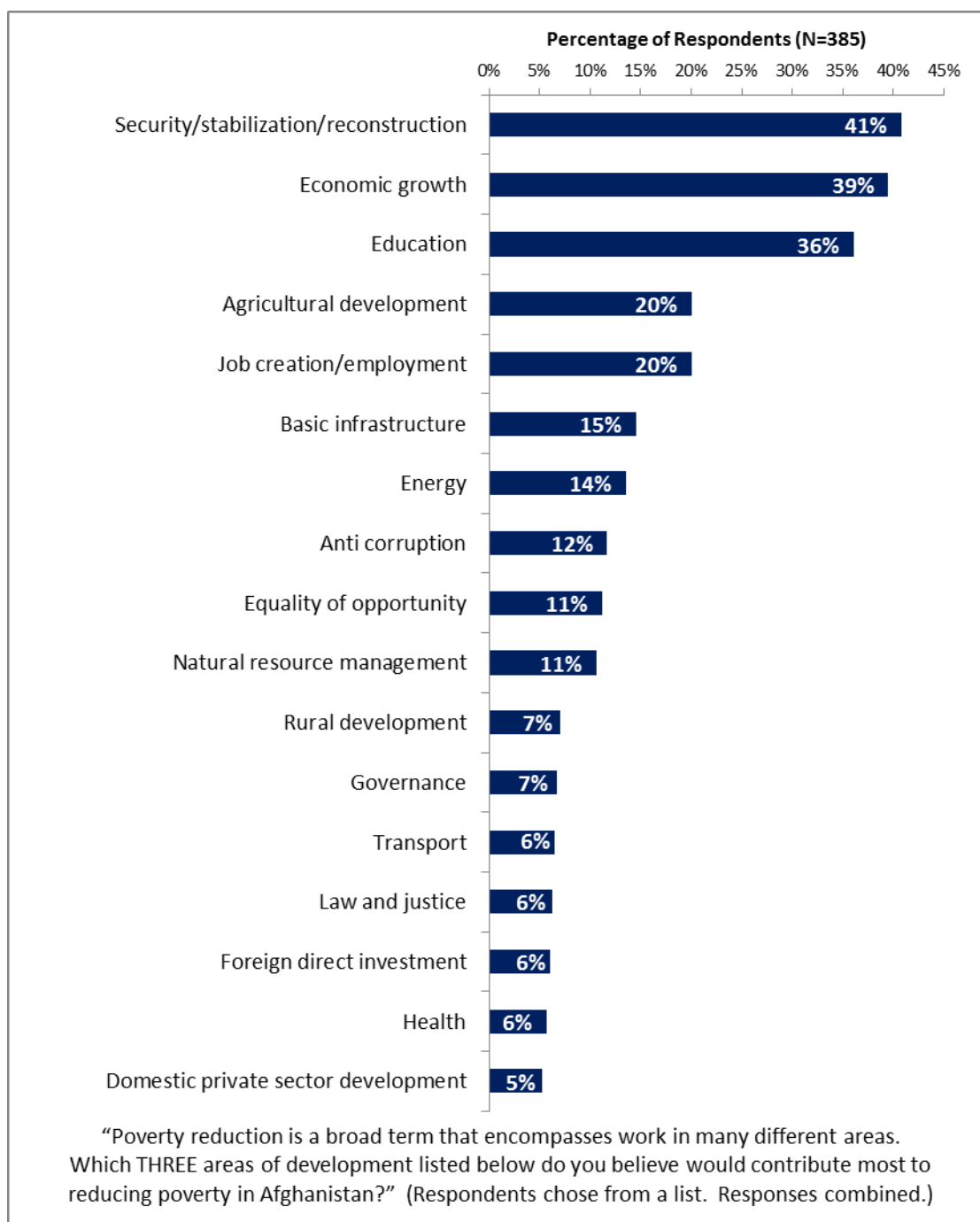
- Respondents in the FY '08 country survey indicated that increasing access to education (34%), improving security and stability (32%), and government effectiveness/governance (23%) were the most important development priorities for Afghanistan.



IV. General Issues facing Afghanistan (continued)

Factors Contributing to Poverty Reduction

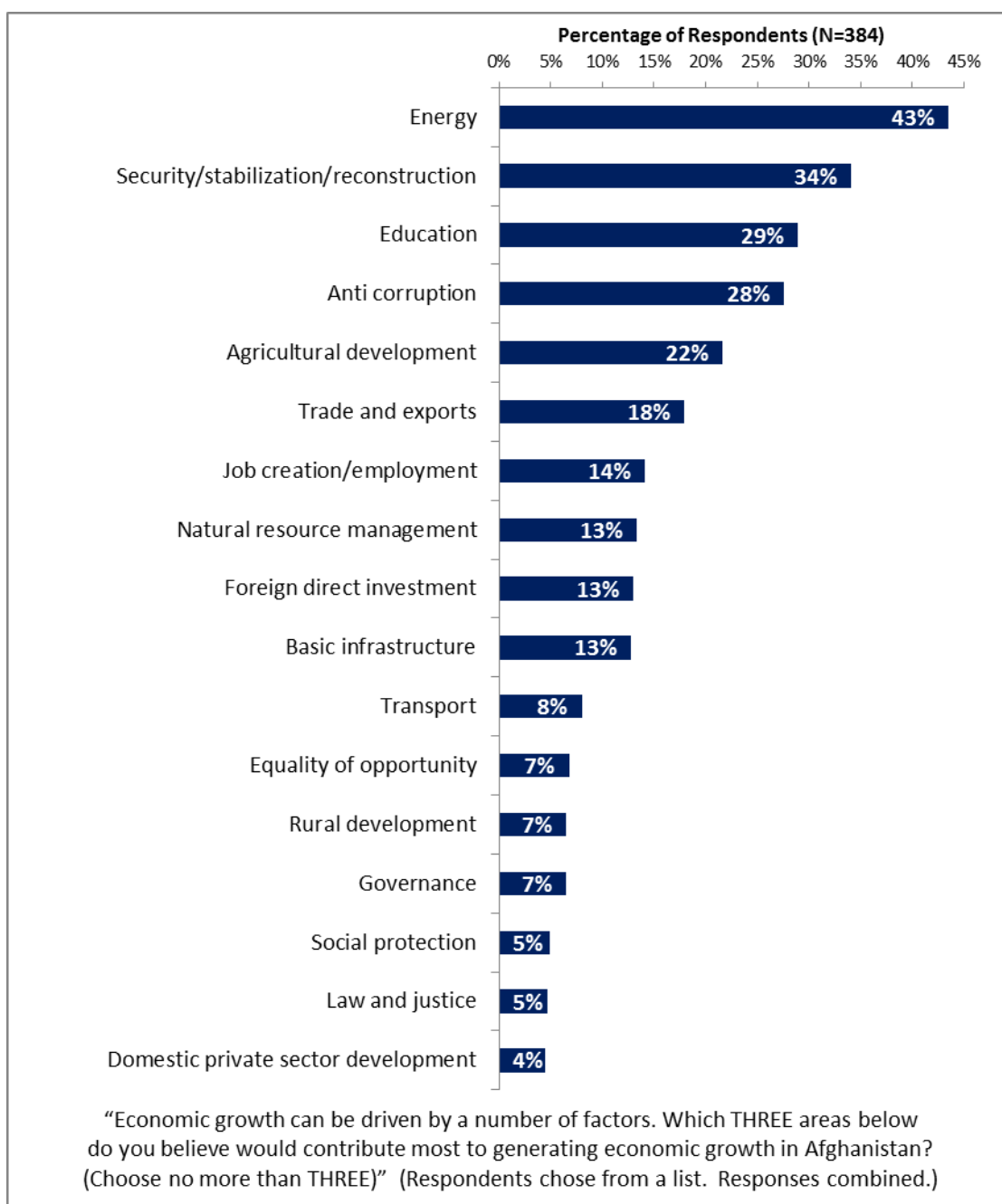
- A little over a third of all respondents in the FY '08 country survey indicated that education would contribute most to poverty reduction in Afghanistan (34%).



IV. General Issues facing Afghanistan (continued)

Factors Contributing to Economic Growth

- Respondents in the FY '08 country survey indicated that increasing agricultural productivity, improving access to and/or quality of education, and reducing corruption would contribute most to generating sustainable economic growth in Afghanistan.

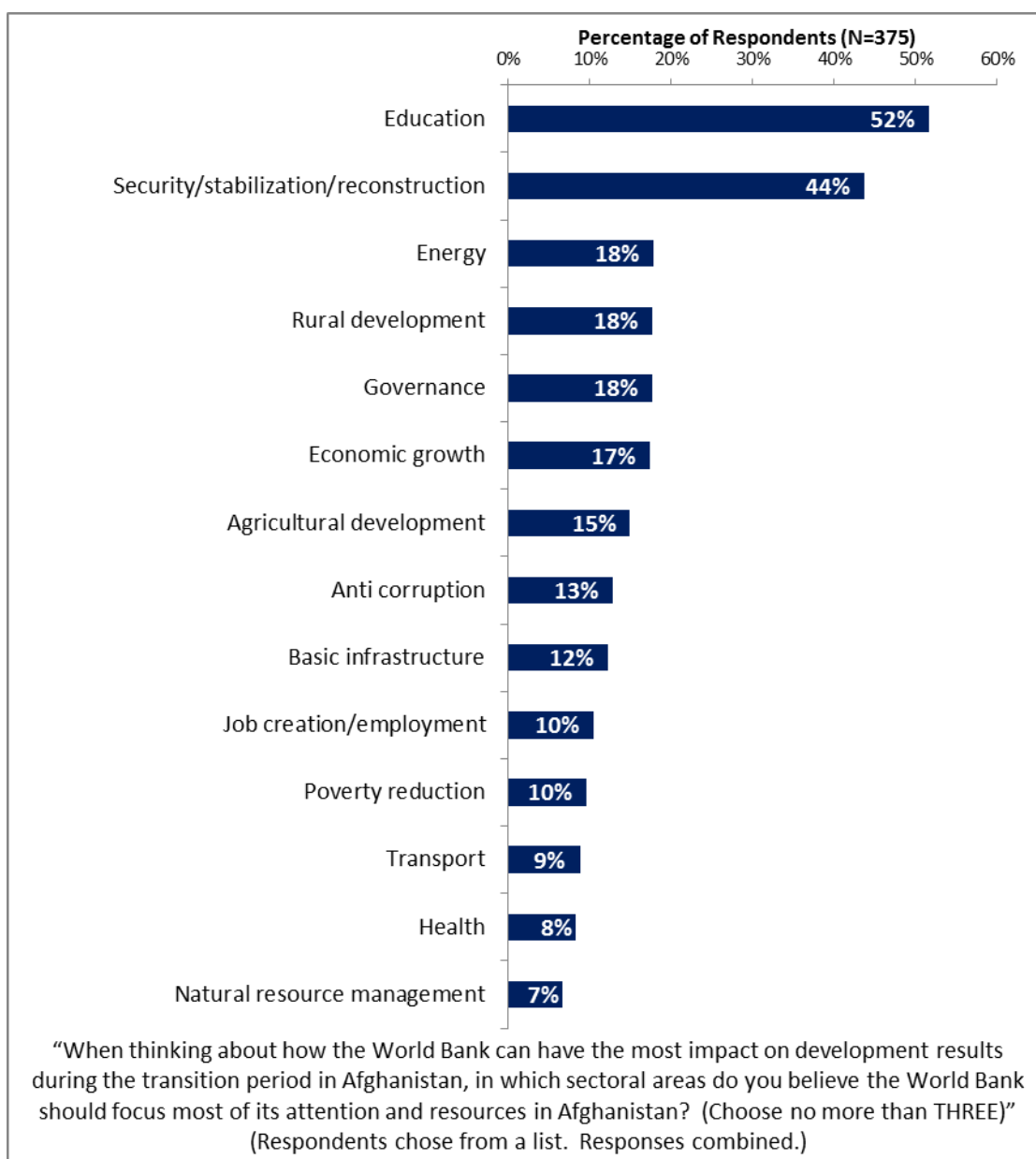


V. Overall Attitudes toward the World Bank

As noted in the “Methodology” section, the indicator questions referred to throughout the survey report are questions that are asked in every country that engages in the Country Survey. These will be aggregated for the Bank’s annual Corporate Scorecard.

Focusing World Bank Resources

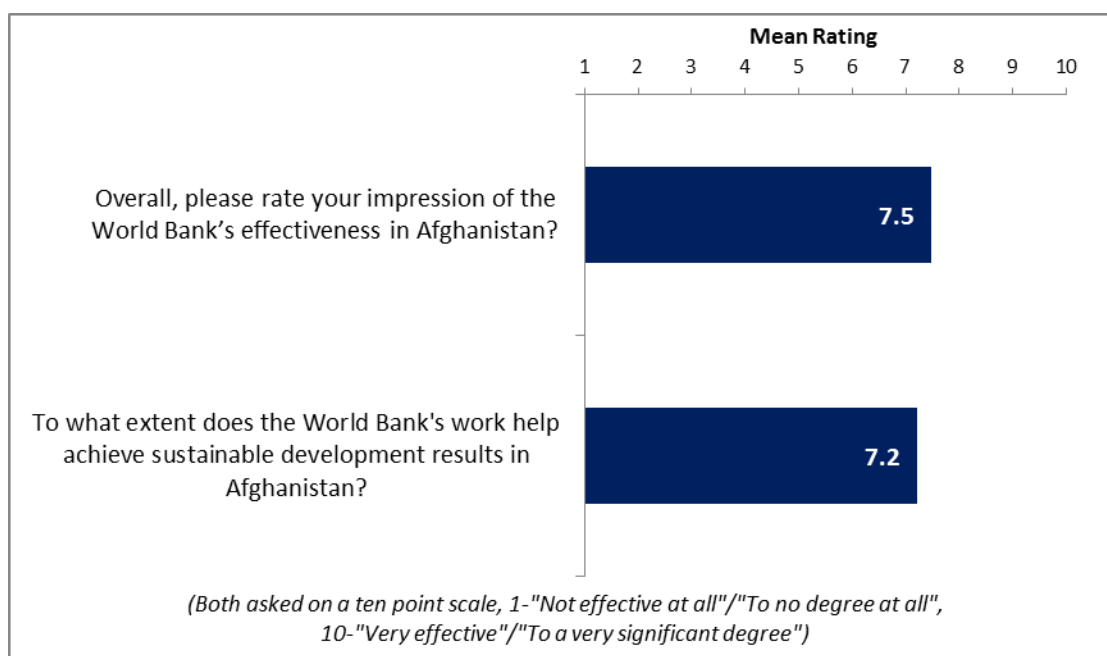
- Respondents in the FY '08 country survey indicated that it would be most productive for the Bank to focus most of its resources on increasing access to education (28%), economic growth (25%), and improving security and stability (25%) in Afghanistan.



V. Overall Attitudes toward the World Bank (continued)

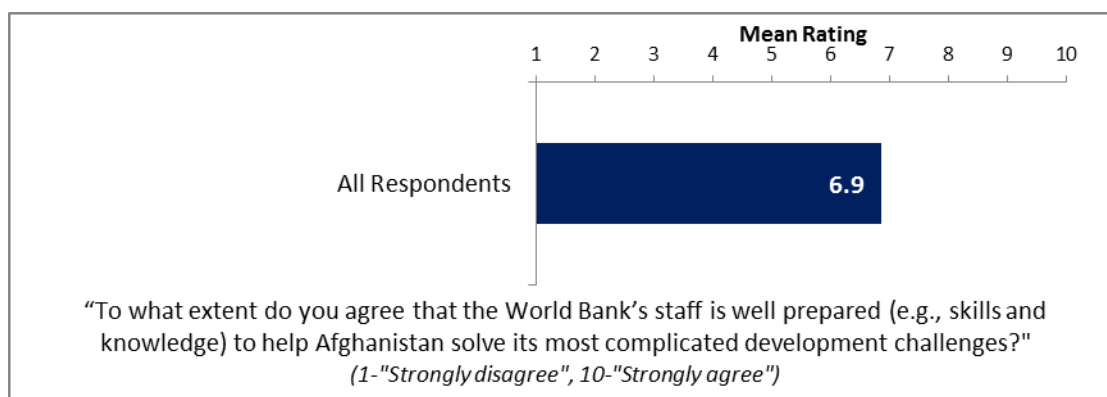
The World Bank's Overall Effectiveness in Afghanistan (*Indicator Question*)

- Across all respondents, ratings of the World Bank's overall effectiveness in Afghanistan received a mean rating of 7.5; this was significantly higher than the mean overall effectiveness rating received in the FY '08 country survey (7.1).
- Ratings of the World Bank's work achieving sustainable development results in Afghanistan received a mean rating of 7.2 across all respondents.
 - Respondents across all stakeholder groups and geographic locations had statistically similar ratings for the Bank's overall effectiveness in Afghanistan and for the World Bank's work achieving sustainable development results in Afghanistan.



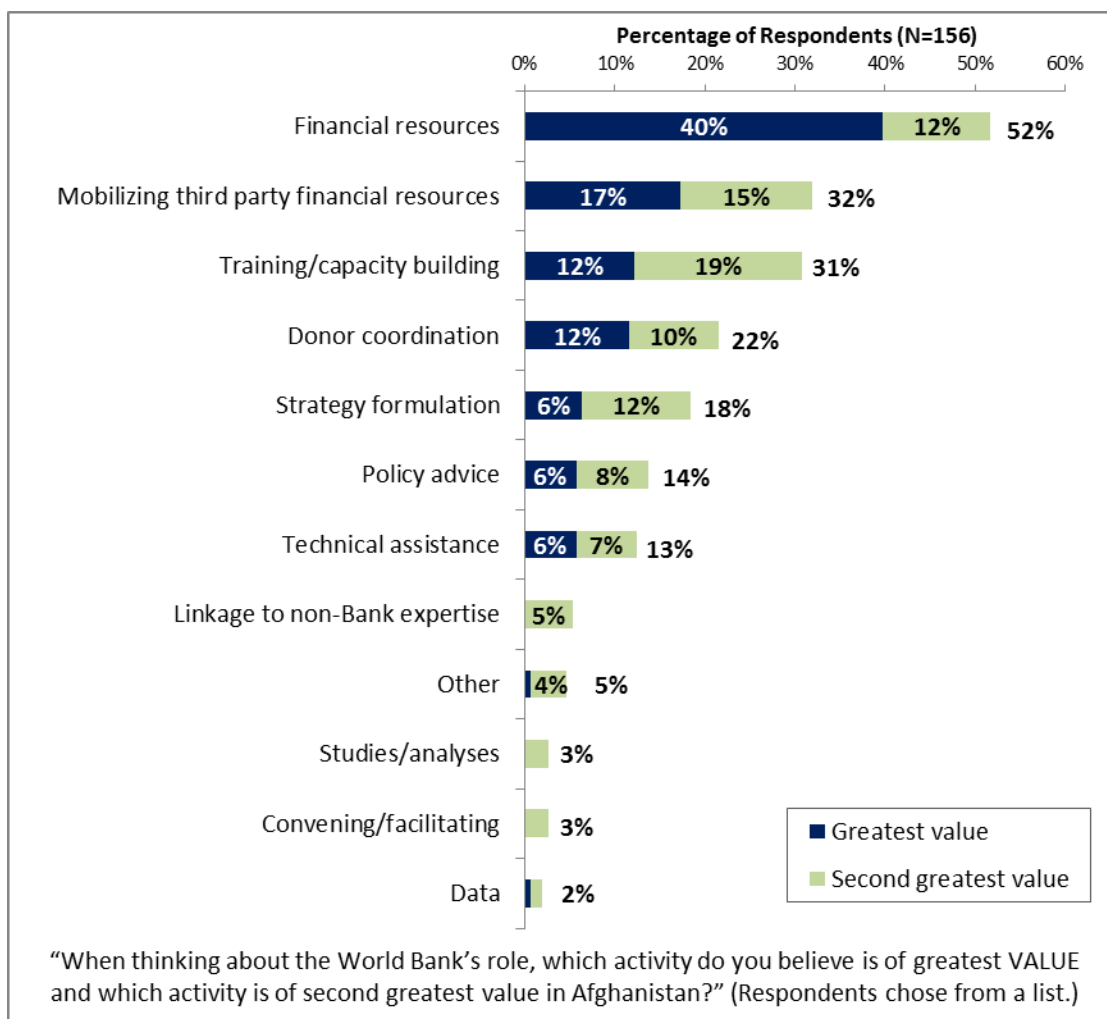
V. Overall Attitudes toward the World Bank (continued)

Bank Staff are Well Prepared to Help Afghanistan



The World Bank’s Greatest Value in Afghanistan

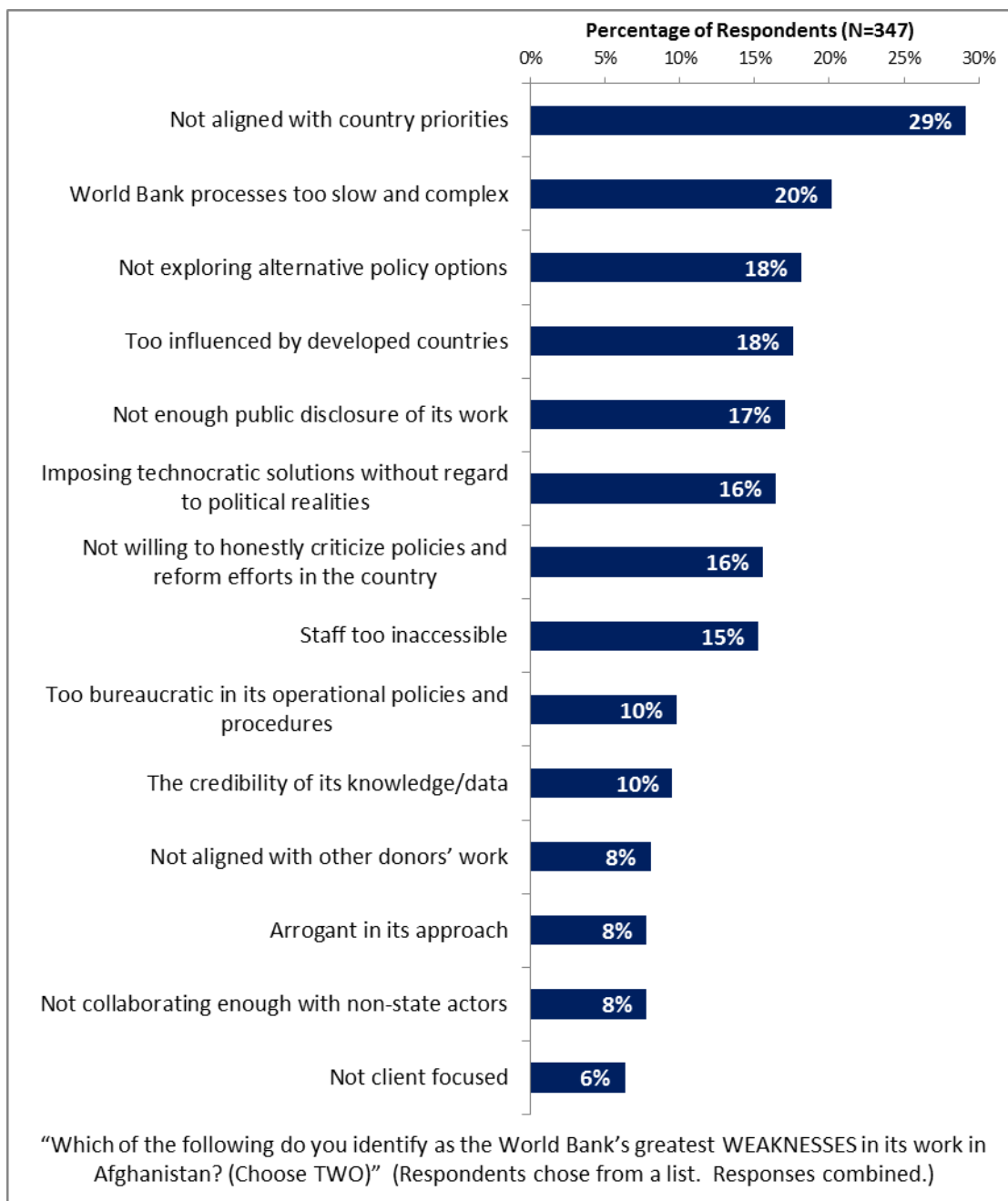
- Respondents in the FY '08 country survey indicated that the Bank’s financial resources (36%), donor coordination (30%), policy and economic advice (29%), and ability to build implementation capacity (28%) were its greatest values to Afghanistan.



V. Overall Attitudes toward the World Bank (continued)

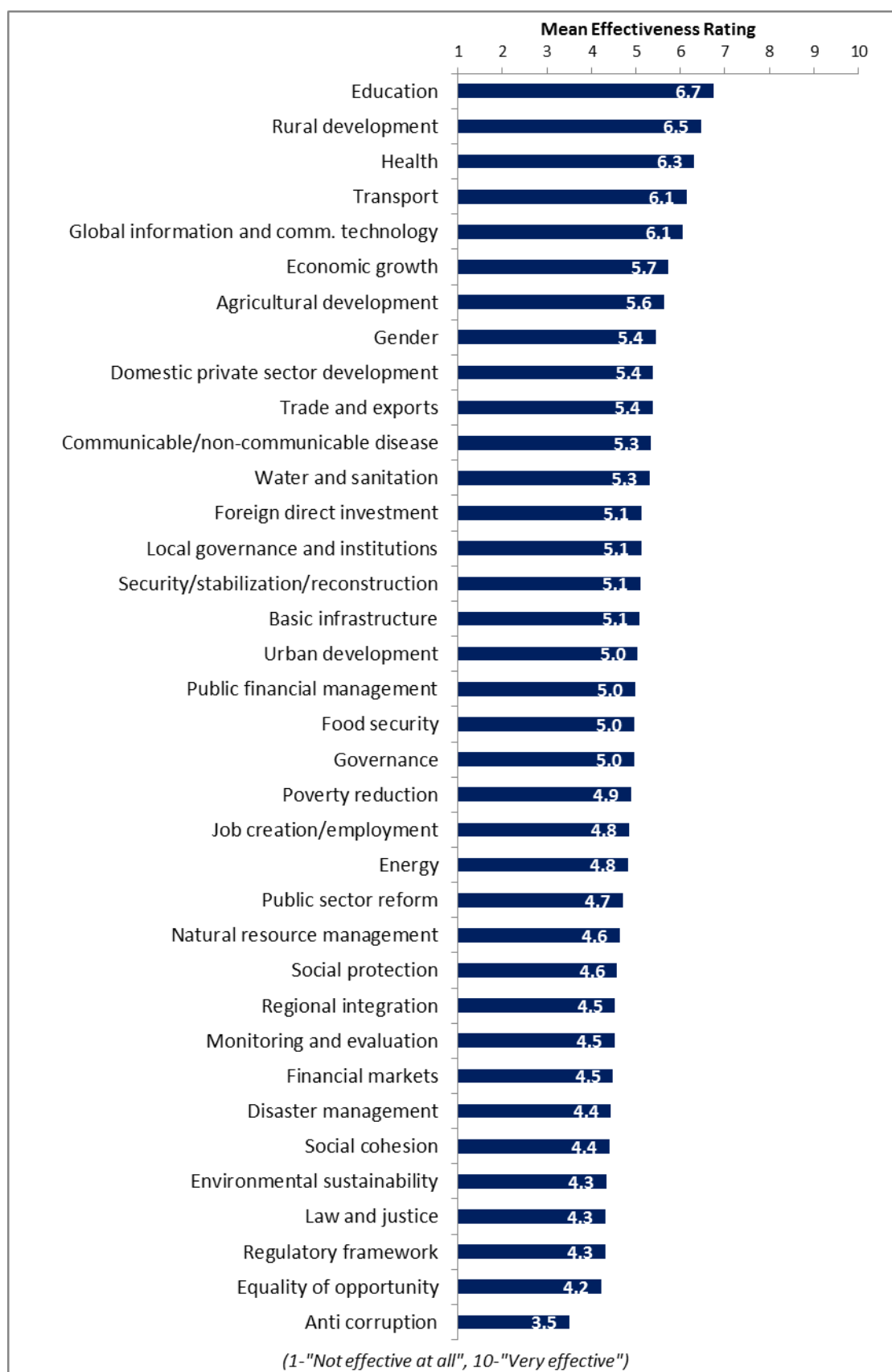
Greatest Weakness

- Over half of all respondents in the FY '08 country survey indicated that the Bank's greatest weakness in its work in Afghanistan was being too influenced by the US (52%).



VI. Sectoral Effectiveness

Specific Areas of Effectiveness



VI. Sectoral Effectiveness (continued)

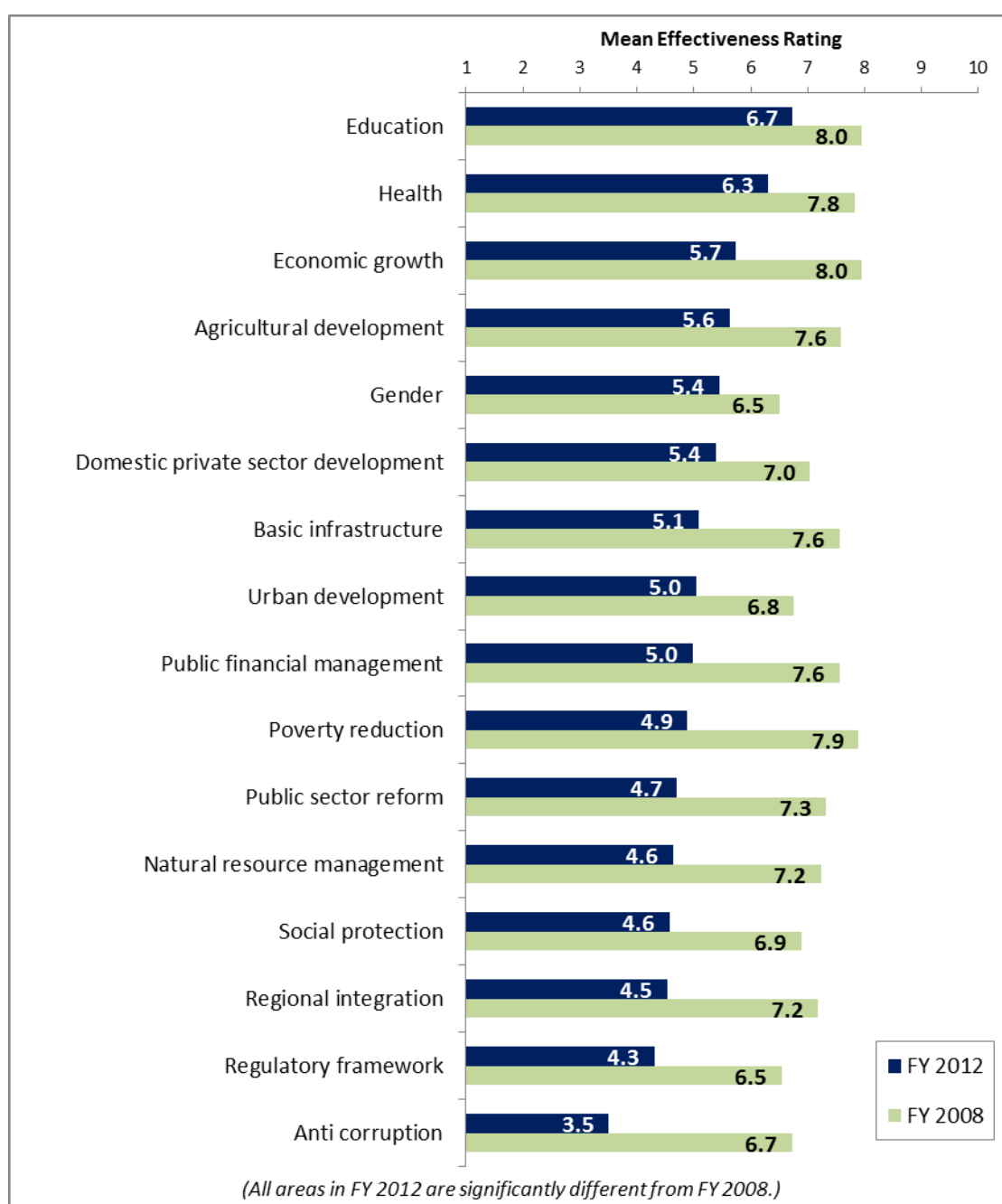
Specific Areas of Effectiveness (continued)

- There were significant stakeholder group differences in their ratings of the Bank's effectiveness in eleven of these thirty-six development areas. For the most part, employees of ministries and respondents from the office of the President and the private sector/financial sector/private banks had the highest ratings for the Bank's effectiveness across these areas whereas respondents from the National Assembly, civil society, the media, and academia/research institutes tended to have significantly lower ratings for the Bank's effectiveness in these areas. Those areas for which there were significant stakeholder group differences were:
 - Anti-corruption;
 - Urban development;
 - Environmental sustainability;
 - Regulatory framework;
 - Energy;
 - Monitoring and evaluation;
 - Security/stabilization/reconstruction;
 - Social protection;
 - Public sector reform;
 - Regional integration; and
 - Agriculture development.

VI. Sectoral Effectiveness (continued)

Specific Areas of Effectiveness (continued)

- Respondents in this year's country survey gave significantly *lower* ratings for the Bank's effectiveness in all areas that could be compared to respondents in the FY '08 country survey.



VI. Sectoral Effectiveness (continued)

Drivers of Effectiveness

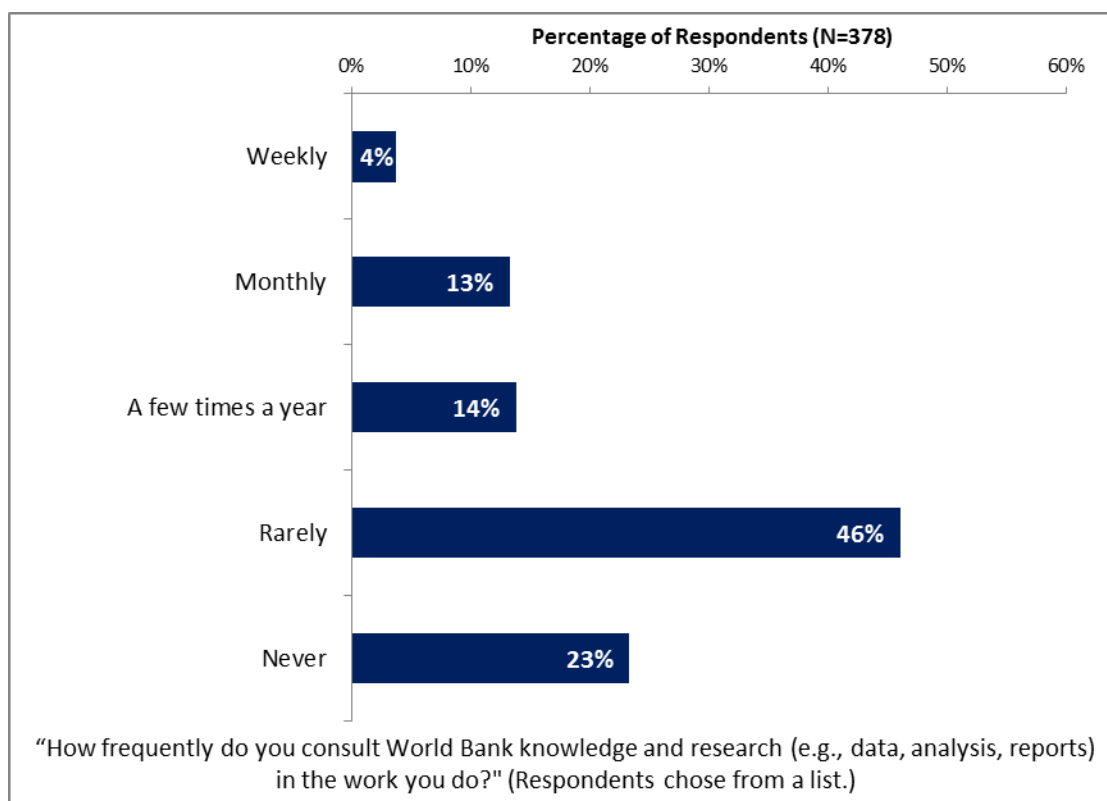
To determine the key drivers of respondents' ratings of the Bank's overall effectiveness and ratings of its ability to help achieve sustainable development results in Afghanistan, bivariate correlational analyses were conducted using respondents' ratings of the thirty-six specific areas of effectiveness.

Correlational analyses, however, are not able to tell us exactly what is causing respondents' ratings of the Bank's overall effectiveness or ratings of its ability to help achieve sustainable development results. Rather, these analyses tell us that as ratings of effectiveness in one area increase, respondents' ratings of the Bank's overall effectiveness increase, or as ratings of effectiveness in one area increase, ratings of the Bank's ability to help achieve sustainable development results increase. Thus, it can be inferred that respondents' perceptions of effectiveness in one specific area are related to, or drive, respondents' perceptions of the Bank's overall effectiveness or perceptions of the Bank's ability to help achieve sustainable development results.

- Overall Effectiveness: Those specific areas with the highest Pearson Product-Moment correlations were determined to be the most closely related to perceptions of the Bank's overall effectiveness, suggesting that ratings of effectiveness in those specific areas are drivers of perceptions of the Bank's overall effectiveness in Afghanistan. The areas determined to be key drivers from these analyses were:
 - The Bank's effectiveness at rural development; and
 - The Bank's effectiveness at transport.
 - Of note, the areas determined to be key drivers of the Bank's overall effectiveness in the FY '08 country survey were:
 - The Bank's effectiveness in ensuring that attention is paid to the environmental impact of Bank supported programs and strategies;
 - The Bank's effectiveness in helping to strengthen the financial system;
 - The Bank's effectiveness in safeguarding against corruption in projects/programs that it funds with its procurement rules; and
 - The Bank's effectiveness in helping to lay the foundation to integrate Afghanistan into the regional economy.
- Achieving Sustainable Development Results: Those specific areas with the highest Pearson Product-Moment correlations were determined to be the most closely related to perceptions of the Bank's ability to help achieve sustainable development results in Afghanistan, suggesting that ratings of effectiveness in those specific areas are drivers of perceptions of the Bank's ability to help achieve sustainable development results. The areas determined to be key drivers from these analyses were:
 - The Bank's effectiveness at rural development;
 - The Bank's effectiveness at global information and communications technology;
 - The Bank's effectiveness at agricultural development; and
 - The Bank's effectiveness at urban development.

VII. World Bank Knowledge and Instruments

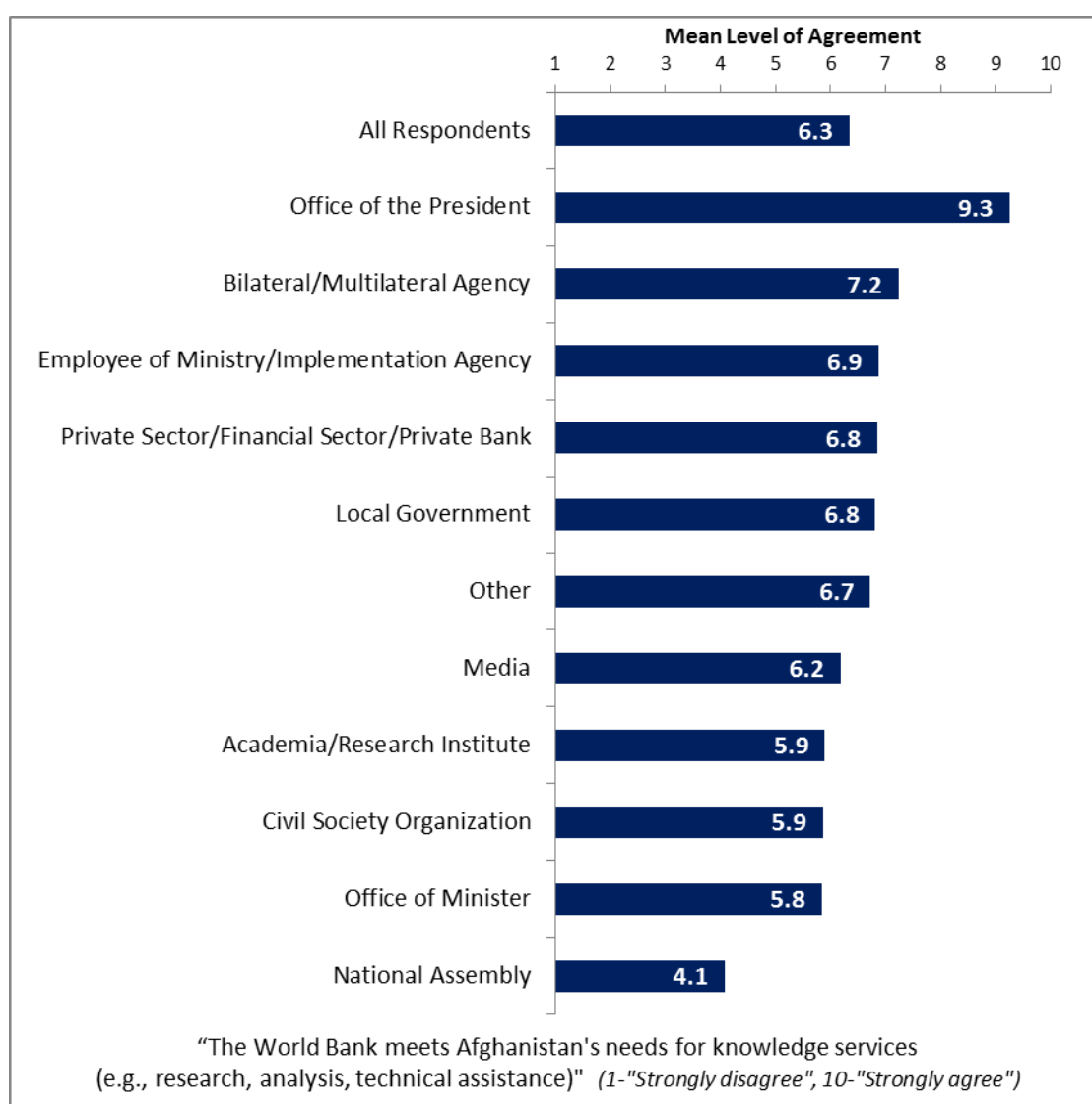
Knowledge: Frequency of Use



VII. World Bank Knowledge and Instruments (continued)

Knowledge: Meeting Afghanistan's Knowledge Needs (*Indicator Question*)

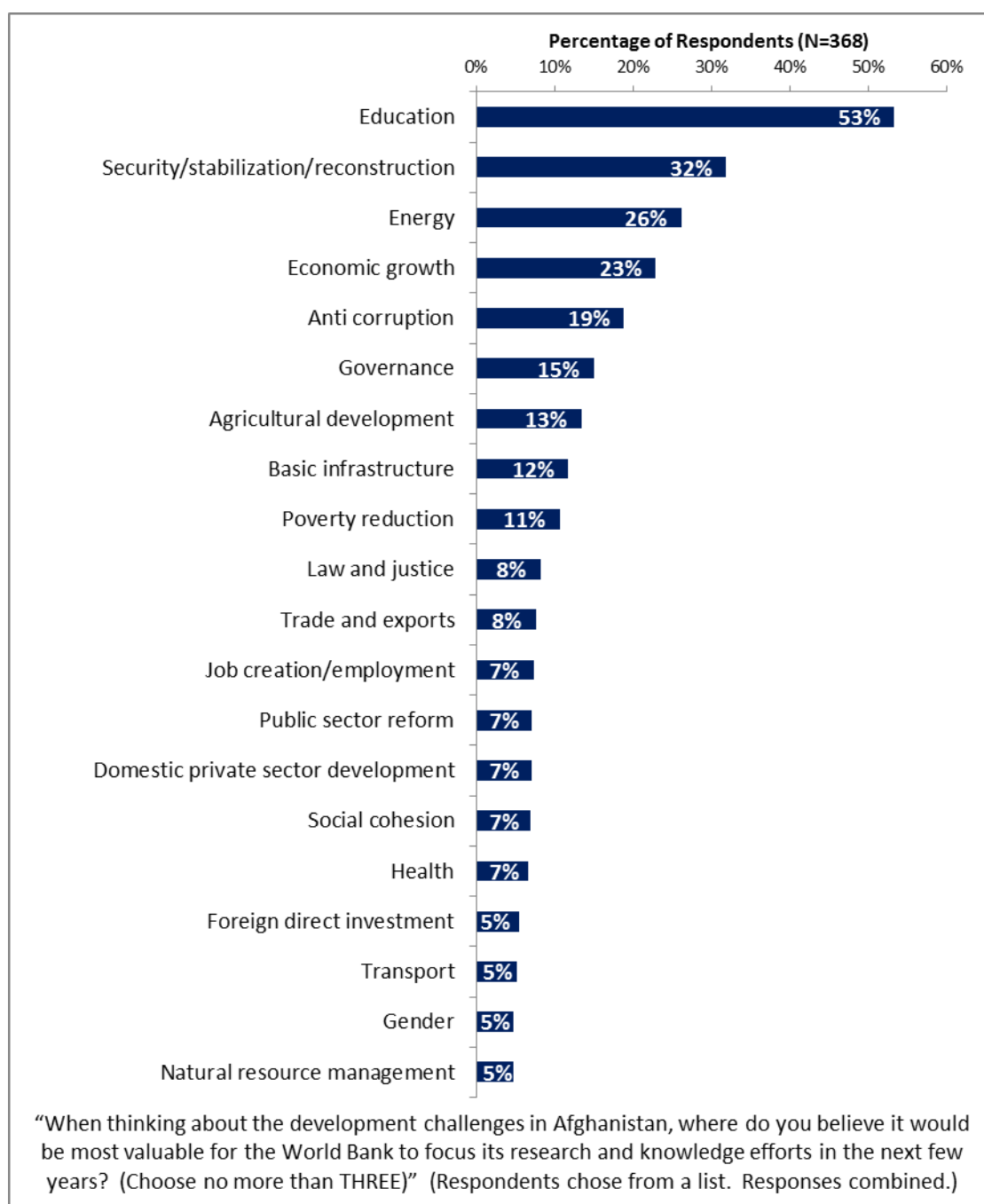
- Respondents from the office of the President and bilateral or multilateral agencies had the highest levels of agreement that the Bank meets Afghanistan's needs for knowledge services whereas respondents from academia/research institutes, civil society, the office of a Minister, and the National Assembly had significantly lower levels of agreement.
 - Respondents across all geographic locations had statistically similar levels of agreement that the Bank meets Afghanistan's needs for knowledge services.



VII. World Bank Knowledge and Instruments (continued)

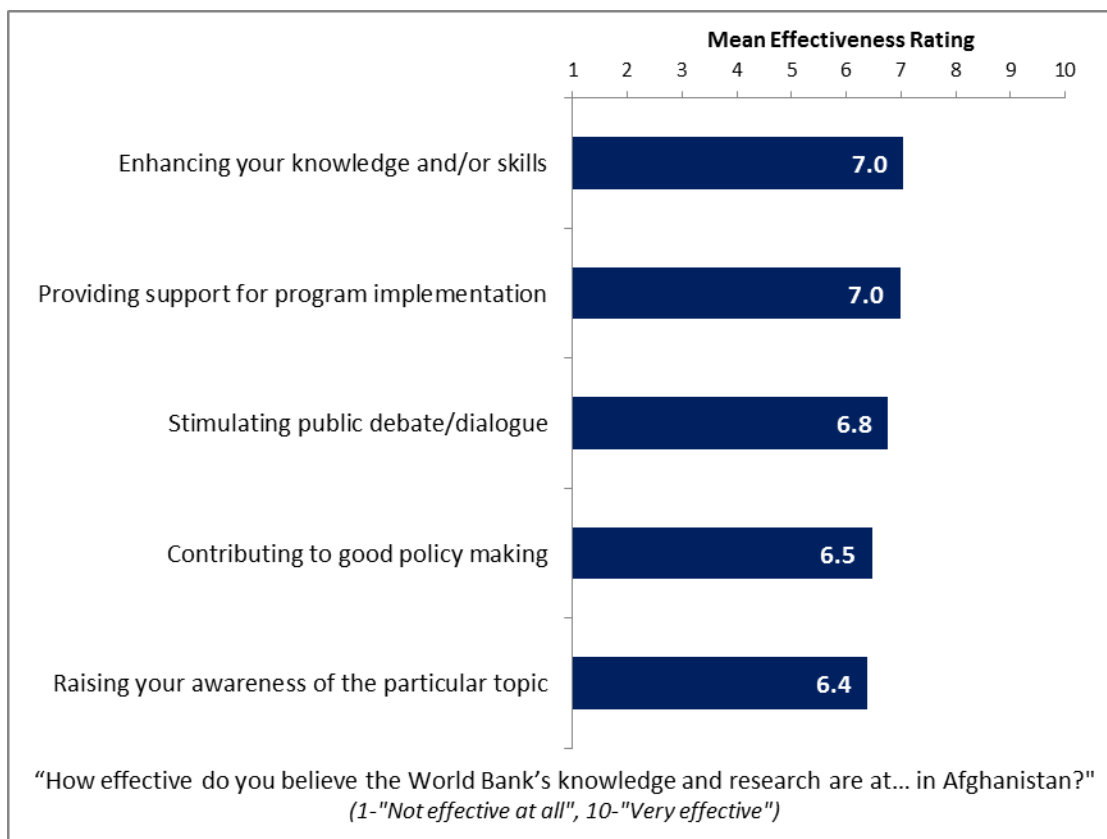
Knowledge: Focusing Bank Research

- Respondents in the FY '08 country survey indicated that it would be most valuable for the Bank to focus its research efforts on education in Afghanistan (63%).



VII. World Bank Knowledge and Instruments (continued)


Knowledge: Effectiveness



VII. World Bank Knowledge and Instruments (continued)

Knowledge: Qualities

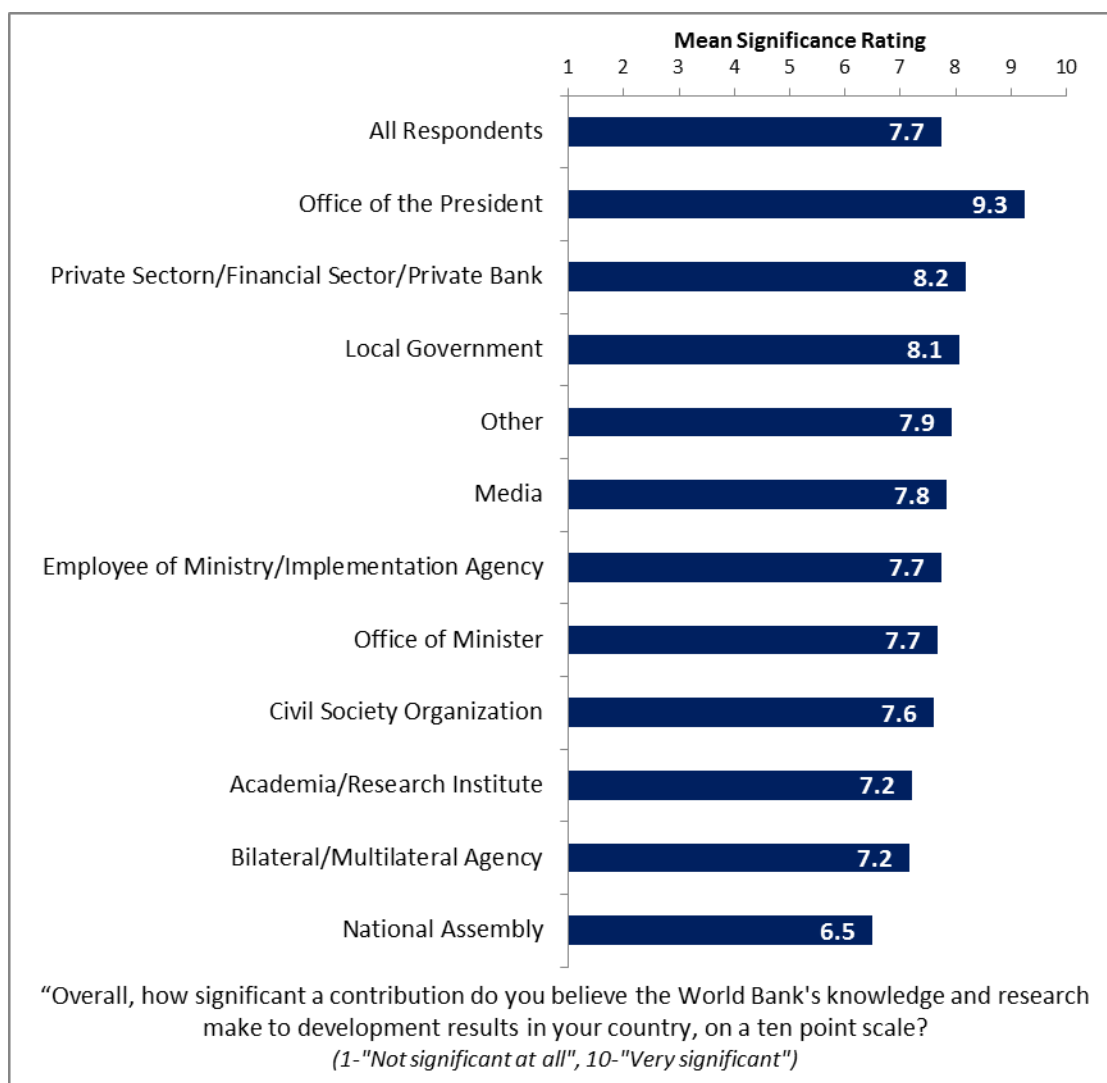
- Respondents in this year's country survey had significantly *lower* ratings for the extent to which the Bank's knowledge is adaptable to Afghanistan's challenges compared to respondents from the FY '08 country survey (7.3).
- Employees of ministries had the highest ratings that the Bank's knowledge and research are relevant to Afghanistan's development priorities whereas respondents from the office of the President and National Assembly had significantly lower ratings.
- Employees of ministries had the highest ratings that the Bank's knowledge and research provide feasible recommendations whereas respondents from the office of the President, National Assembly, bilateral or multilateral agencies, and academia/ research institutes had significantly lower ratings.
- Employees of ministries and respondents from the private sector/financial sector/private banks, and other organizations had the highest ratings that the Bank's knowledge/ research is accessible whereas respondents from the office of the President and National Assembly had significantly lower ratings.
- Employees of ministries had the highest ratings that the Bank's knowledge/research is a source of relevant information on global good practices whereas respondents from the National Assembly and bilateral or multilateral agencies had significantly lower ratings.
- Respondents from Kabul had significantly higher ratings that the Bank's knowledge is adaptable to Afghanistan's challenges compared to respondents from Outside Kabul.



VII. World Bank Knowledge and Instruments (continued)

Knowledge: Contribution *(Indicator Question)*

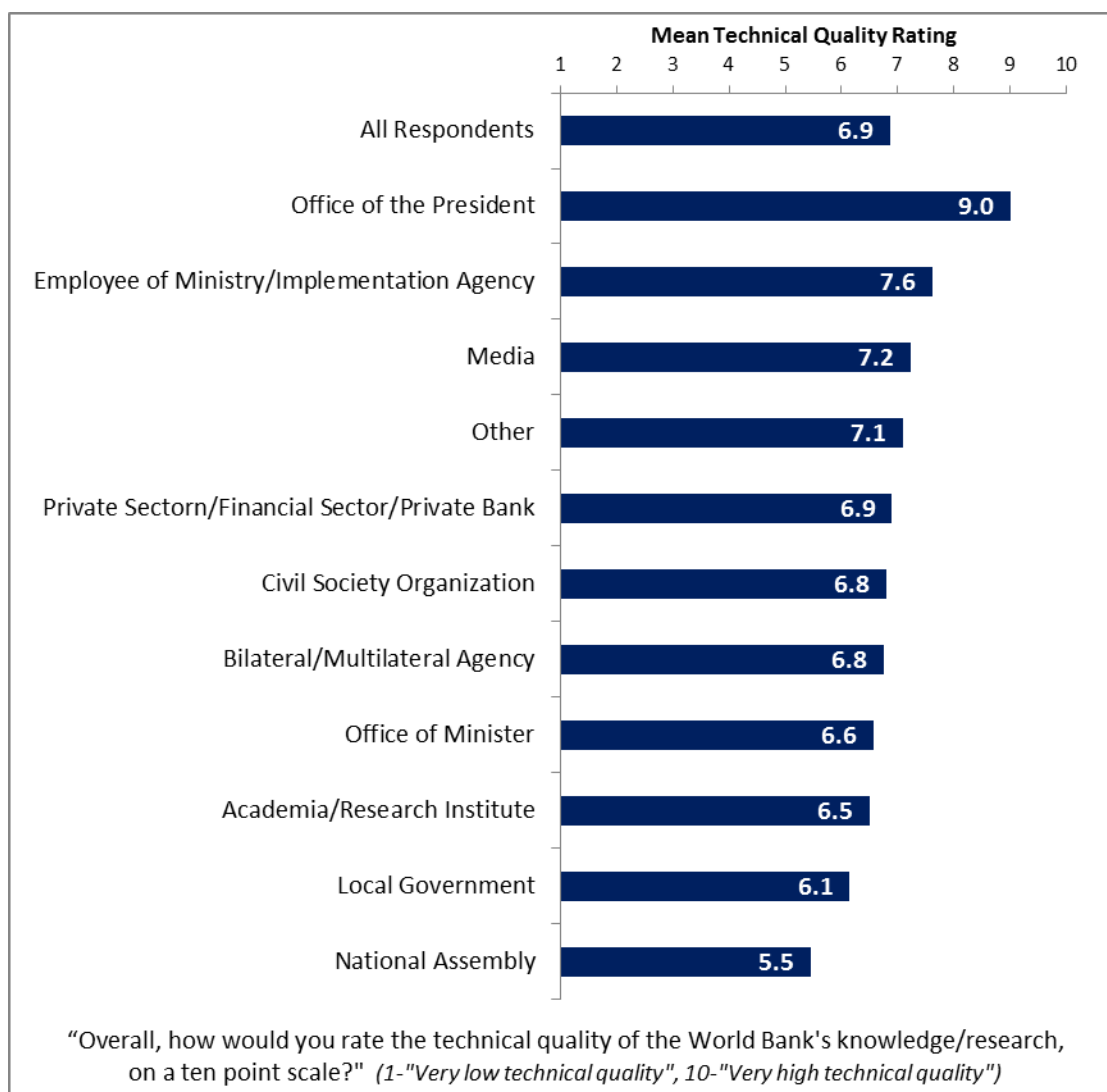
- Respondents across all stakeholder groups and geographic locations had statistically similar ratings for the significance of the contribution that the World Bank's knowledge and research make to development results in Afghanistan.



VII. World Bank Knowledge and Instruments (continued)

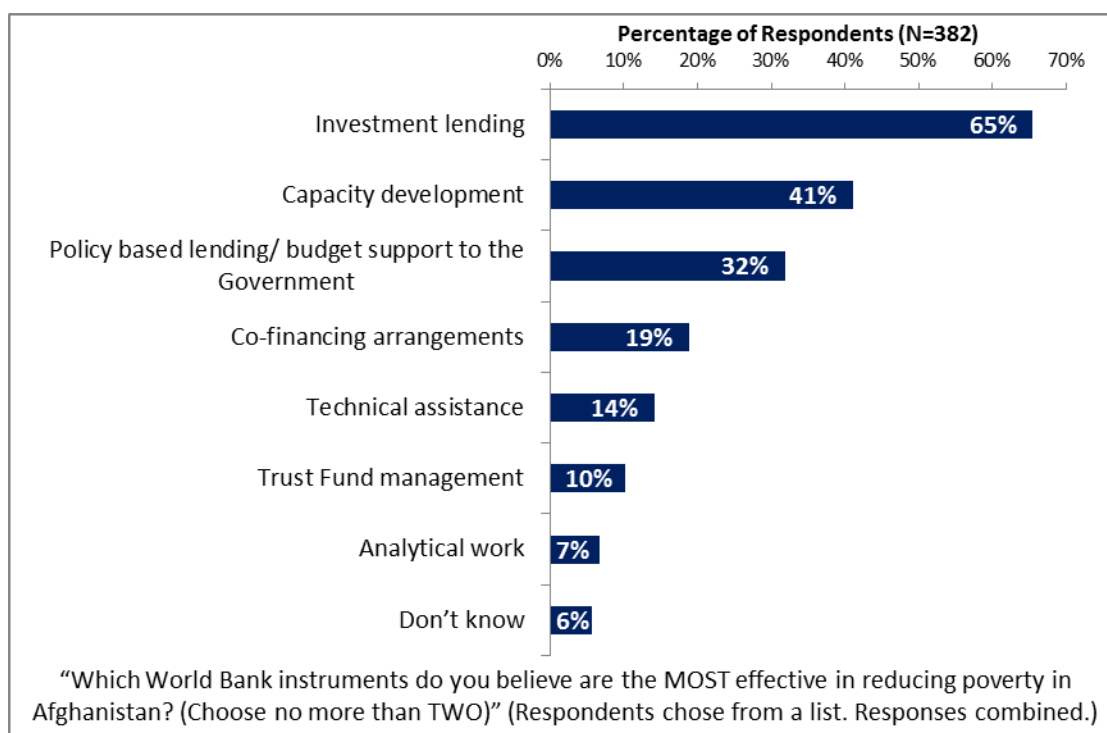
Knowledge: Technical Quality (*Indicator Question*)

- Respondents across all stakeholder groups and geographic locations had statistically similar ratings for the technical quality of the World Bank's knowledge and research.

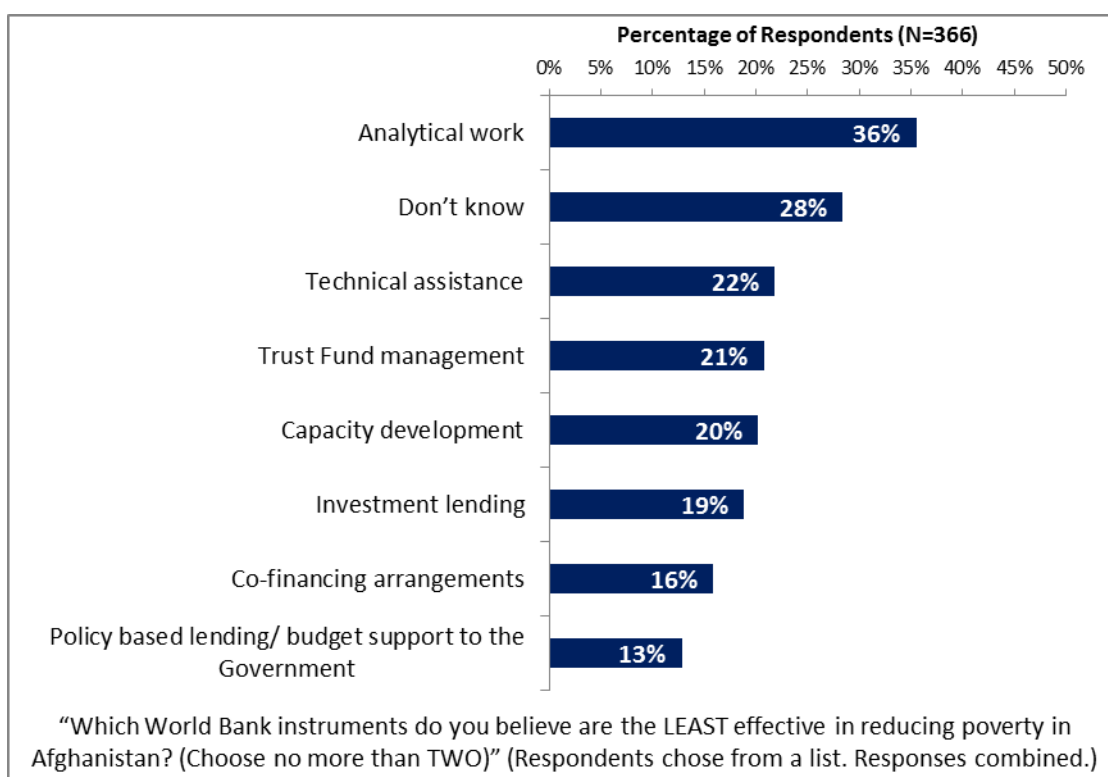


VII. World Bank Knowledge and Instruments (continued)

Instruments: Most Effective



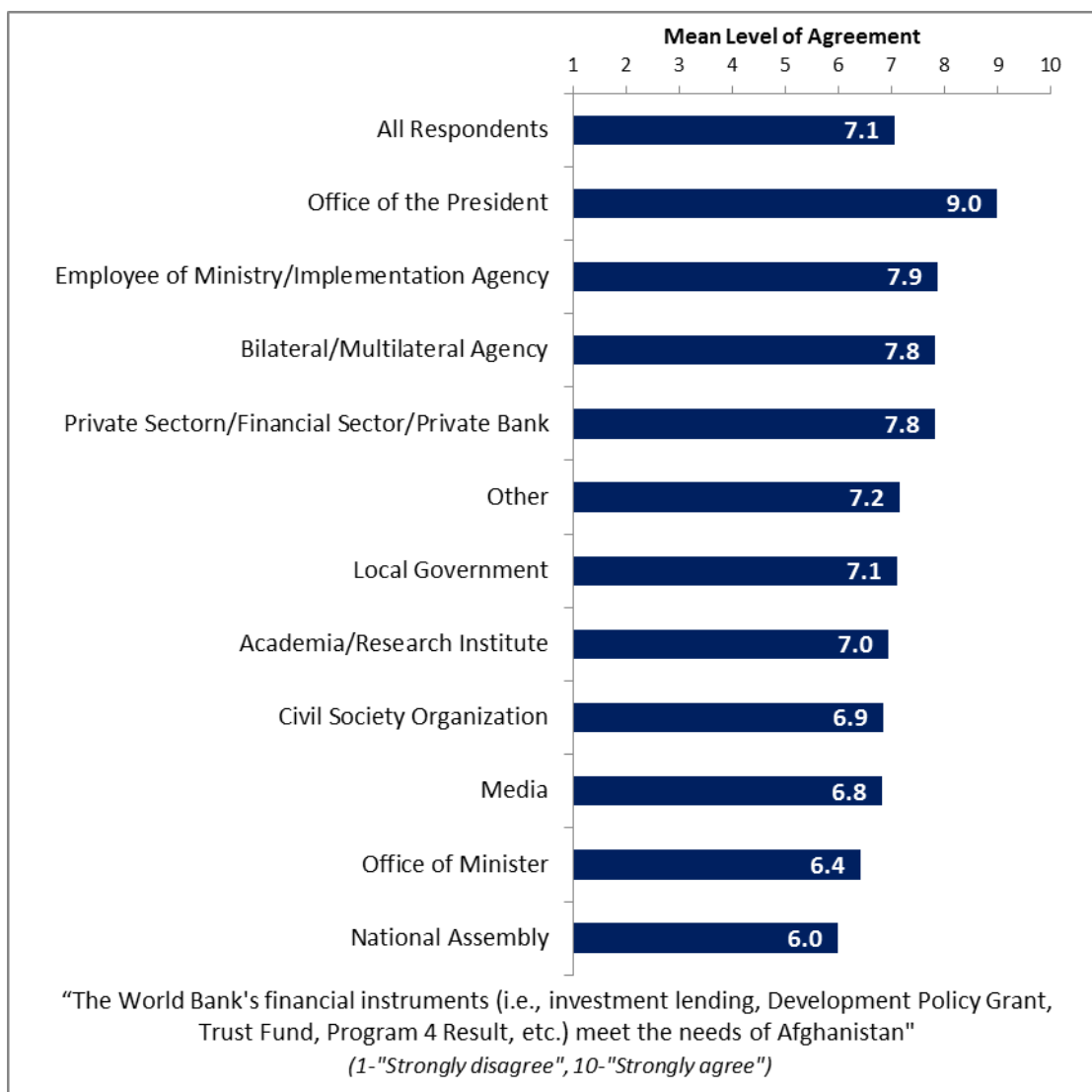
Instruments: Least Effective



VII. World Bank Knowledge and Instruments (continued)

Instruments: Meeting Afghanistan's Needs (*Indicator Question*)

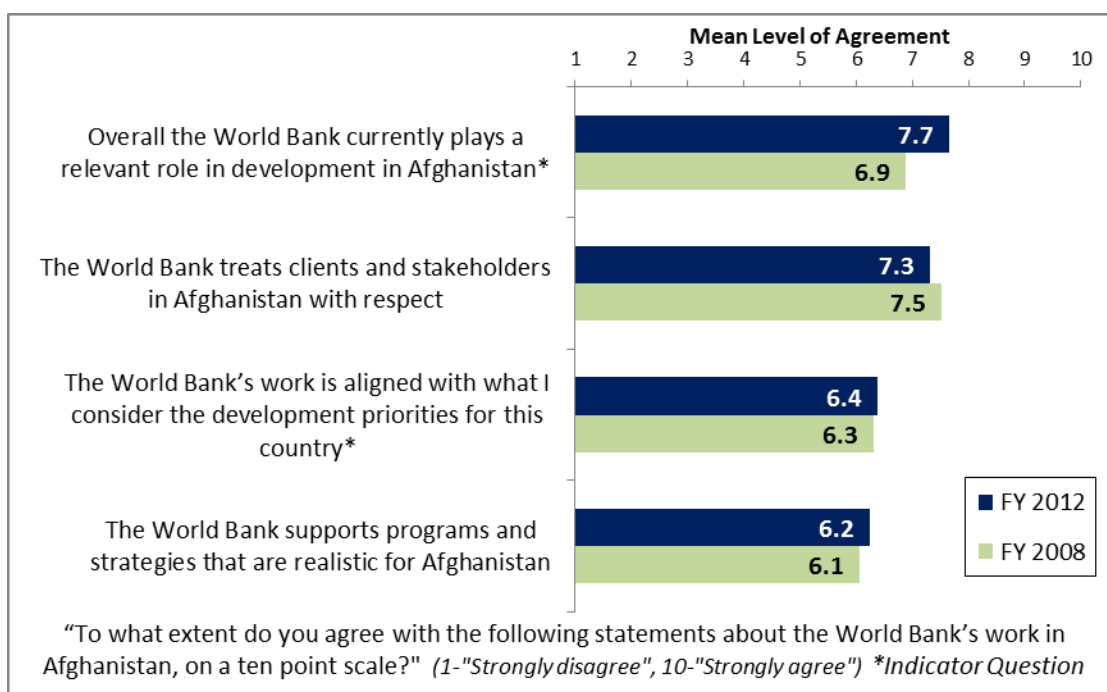
- Respondents across all stakeholder groups and geographic locations had statistically similar levels of agreement that the World Bank's financial instruments meet Afghanistan's needs.



VIII. How the World Bank Operates

The World Bank's Work in Afghanistan

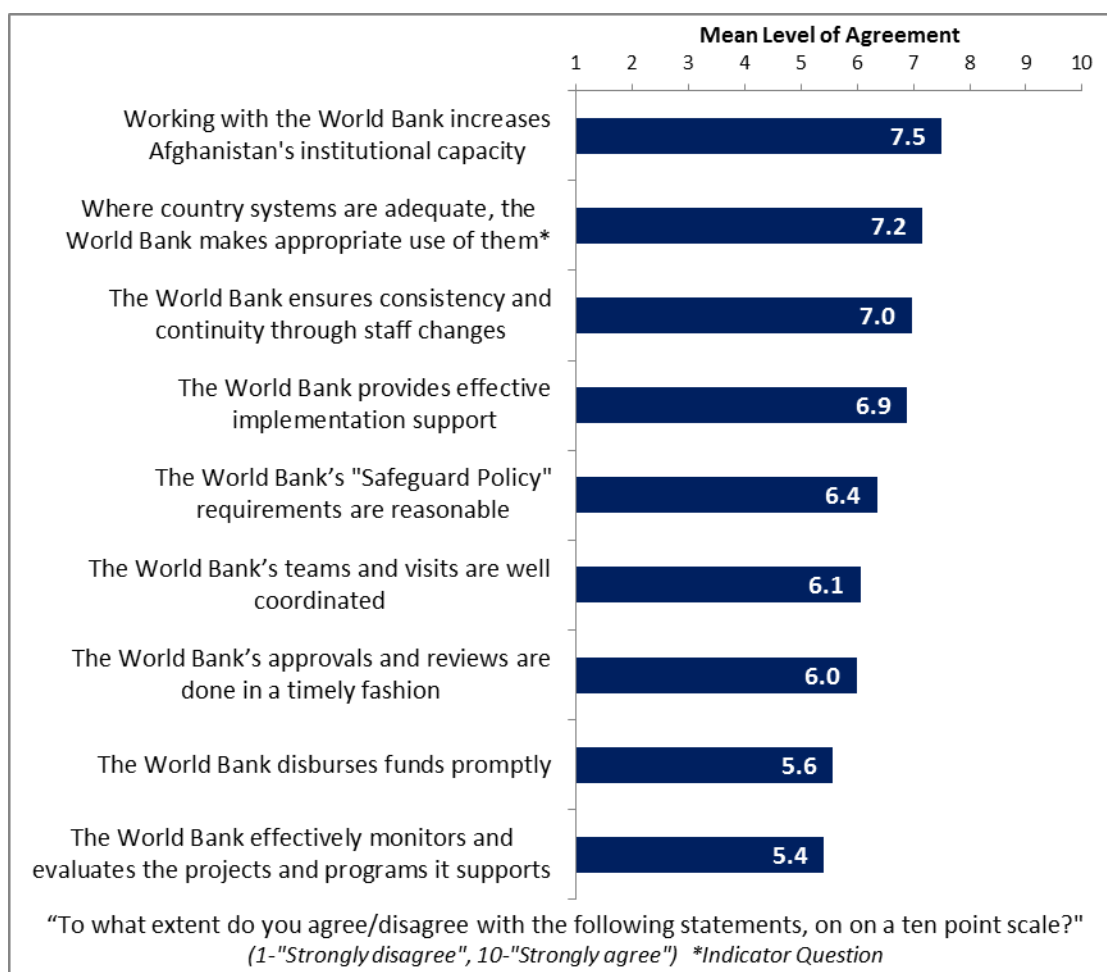
- Respondents in this year's country survey had significantly higher levels of agreement that the World Bank currently plays a relevant role in development in Afghanistan compared to respondents from the FY '08 country survey.
- Respondents across all stakeholder groups and geographic locations had statistically similar levels of agreement regarding these aspects of the Bank's work in Afghanistan.



VIII. How the World Bank Operates (continued)

Overall Perceptions

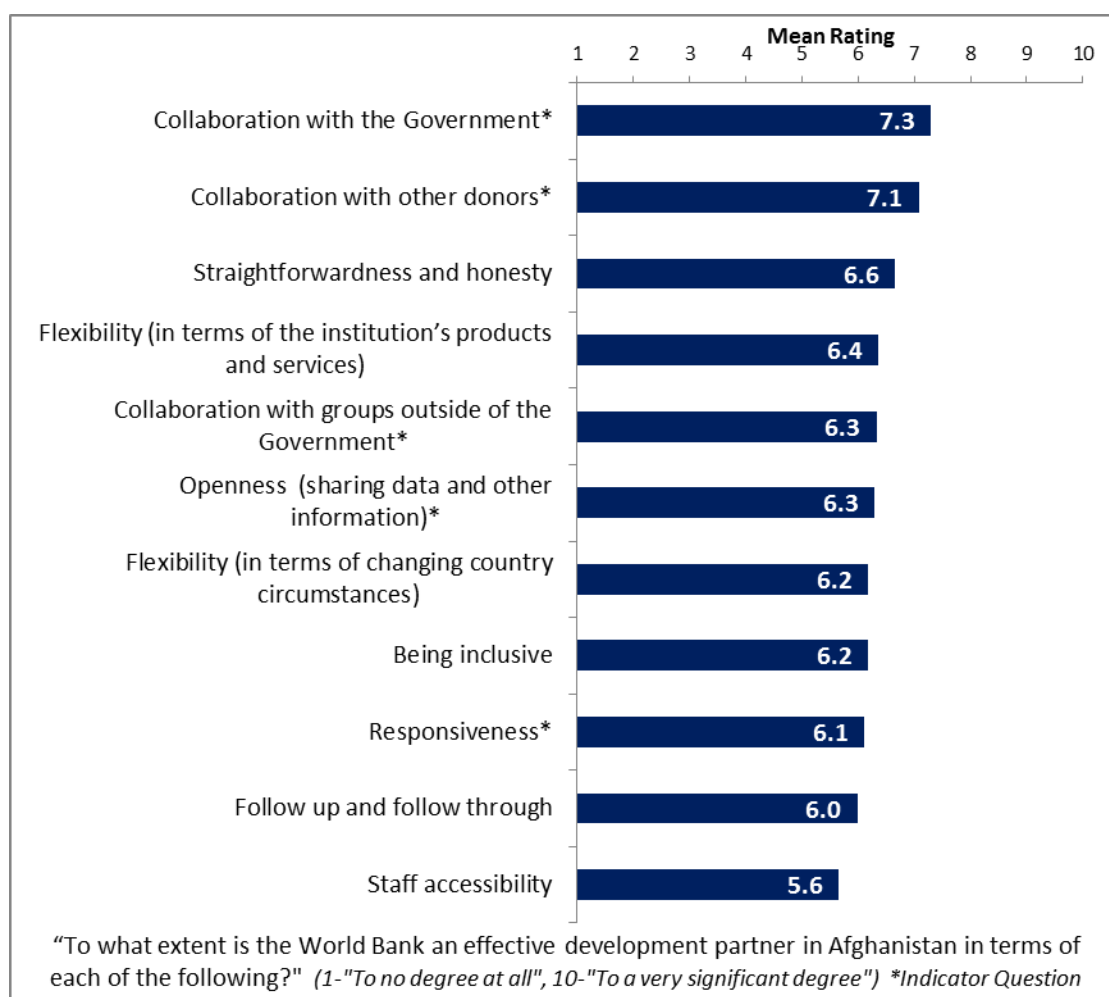
- Respondents in this year's country survey had significantly *lower* levels of agreement that the World Bank disburses funds promptly, that the Bank effectively monitors and evaluates its projects/programs, and that working with the World Bank increases Afghanistan's institutional capacity compared to respondents from the FY '08 country survey (6.7, 7.1, and 6.8, respectively).
- There were significant stakeholder group differences in their levels of agreement that the Bank disburses funds promptly, that the Bank effectively monitors and evaluates its projects, that approvals and reviews are done in a timely fashion, that the Bank's "Safeguard Policy" requirements are reasonable, that working with the Bank increases Afghanistan's institutional capacity, that the Bank ensures consistency and continuity through staff changes, and that the Bank's teams and visits are well coordinated. For the most part, respondents from the private sector/financial sector/private banks and other organizations had the highest levels of agreement across these areas whereas respondents from the office of the President and the National Assembly tended to have significantly lower levels of agreement.



VIII. How the World Bank Operates (continued)

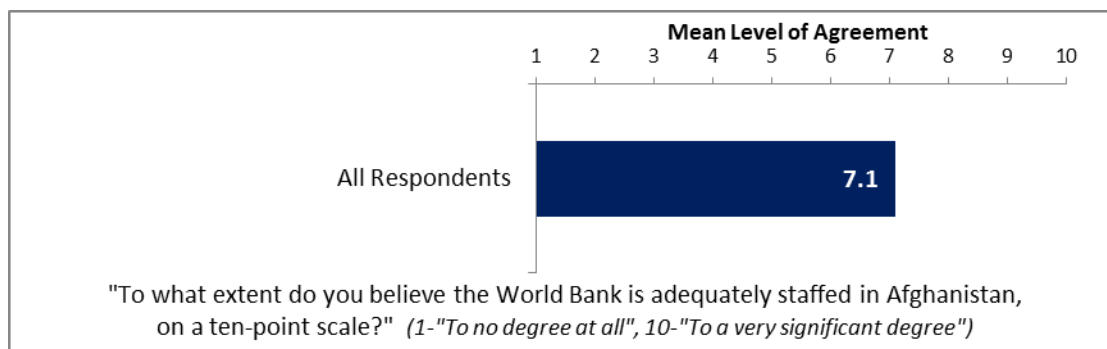
The World Bank as an Effective Development Partner

- Respondents in this year's country survey had significantly *lower* ratings for the Bank's staff accessibility and straightforwardness and honesty, but statistically similar ratings for the Bank's flexibility (in terms of changing country circumstances) compared to respondents from the FY '08 survey (6.8, 7.3, and 6.7, respectively).
- Employees of ministries and respondents from the office of the President, the private sector/financial sector/private banks, and other organizations had the highest ratings regarding the Bank's straightforwardness and honesty whereas respondents from the National Assembly had significantly lower ratings.
- Employees of ministries and respondents from the private sector/financial sector/private banks and bilateral or multilateral agencies had the highest ratings regarding the Bank's collaboration with groups outside of the Government whereas respondents from the office of the President and the National Assembly had significantly lower ratings.
- Respondents from Kabul had significantly higher ratings regarding the Bank's openness compared to respondents from outside of Kabul.



VIII. How the World Bank Operates (continued)

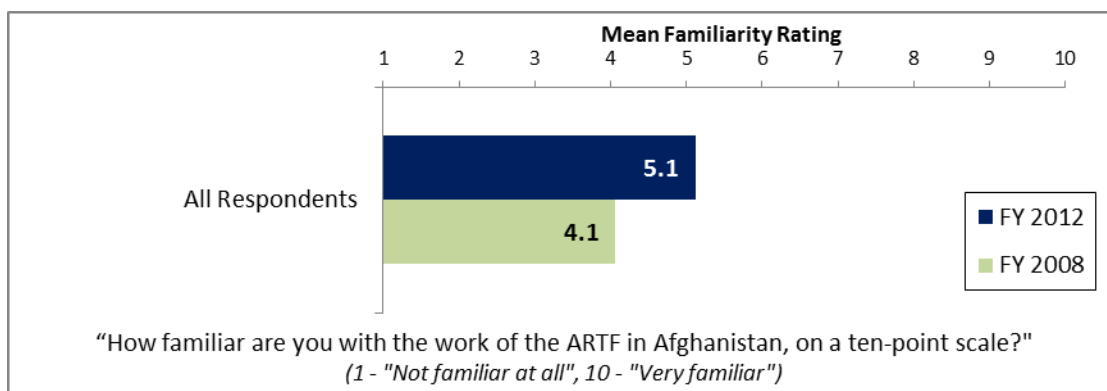
The World Bank is Adequately Staffed



IX. The Afghanistan Reconstruction Trust Fund (ARTF)

Familiarity

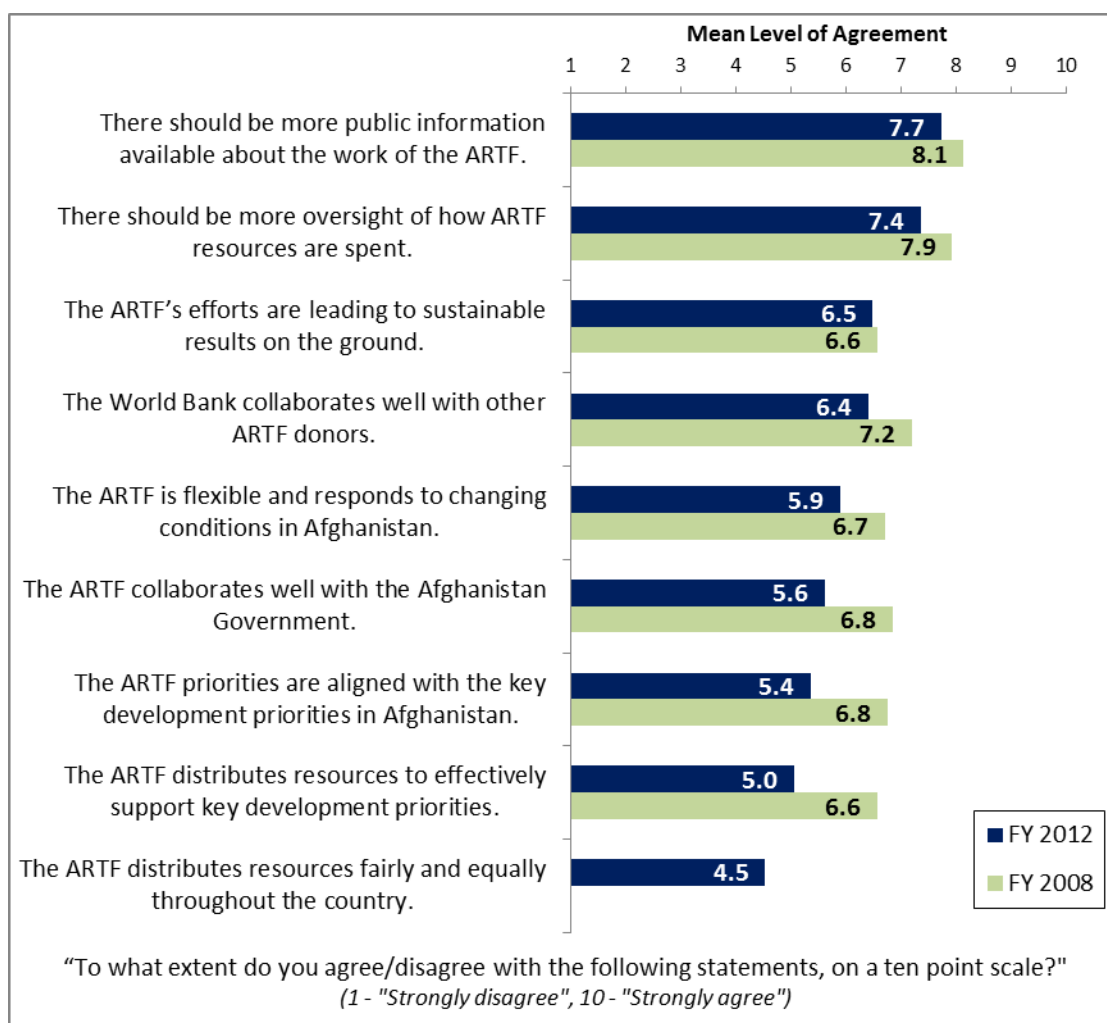
- Respondents in this year's country survey had significantly *higher* ratings of familiarity with the ARTF in Afghanistan compared to respondents from the FY '08 survey.



IX. The Afghanistan Reconstruction Trust Fund (ARTF) (continued)

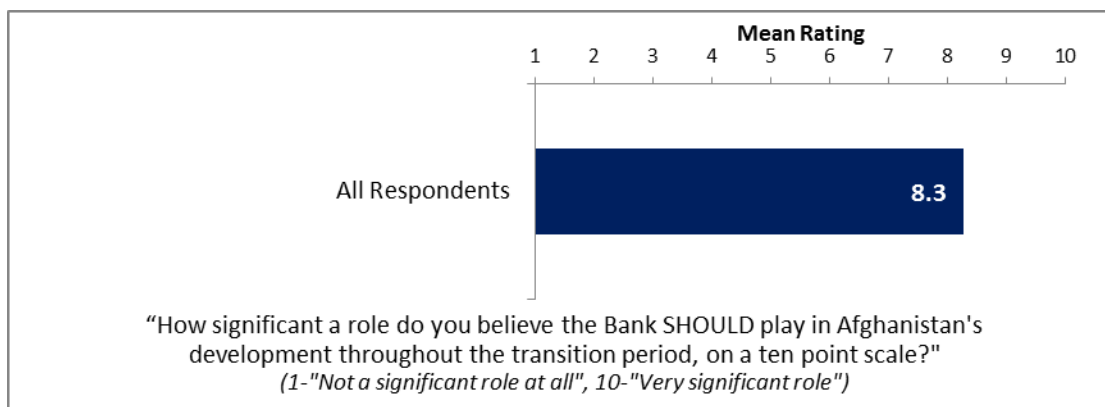
Overall Perceptions of the ARTF

- Respondents in this year's country survey had *lower* levels of agreement across all ARTF-related statements compared to respondents from the FY '08 country survey, significantly so for ARTF priorities being aligned with key development priorities, the ARTF distributing resources in a way that effectively supports key development priorities, collaborating well with the Government, collaborating well with other ARTF donors, more oversight of how ARTF resources are spent being needed, and the ARTF being flexible and responding to changing conditions in Afghanistan.
- Respondents from the private sector/financial sector/private banks had the highest levels of agreement that the ARTF distributes resources fairly and equally throughout the country whereas respondents from the National Assembly, local government, and academia/research institutes had significantly lower levels of agreement.
- Respondents from the office of the President and the private sector/financial sector/private banks had the highest levels of agreement that the ARTF is flexible and responds to changing conditions whereas respondents from the National Assembly, academia/research institutes, and other organizations had significantly lower levels of agreement.

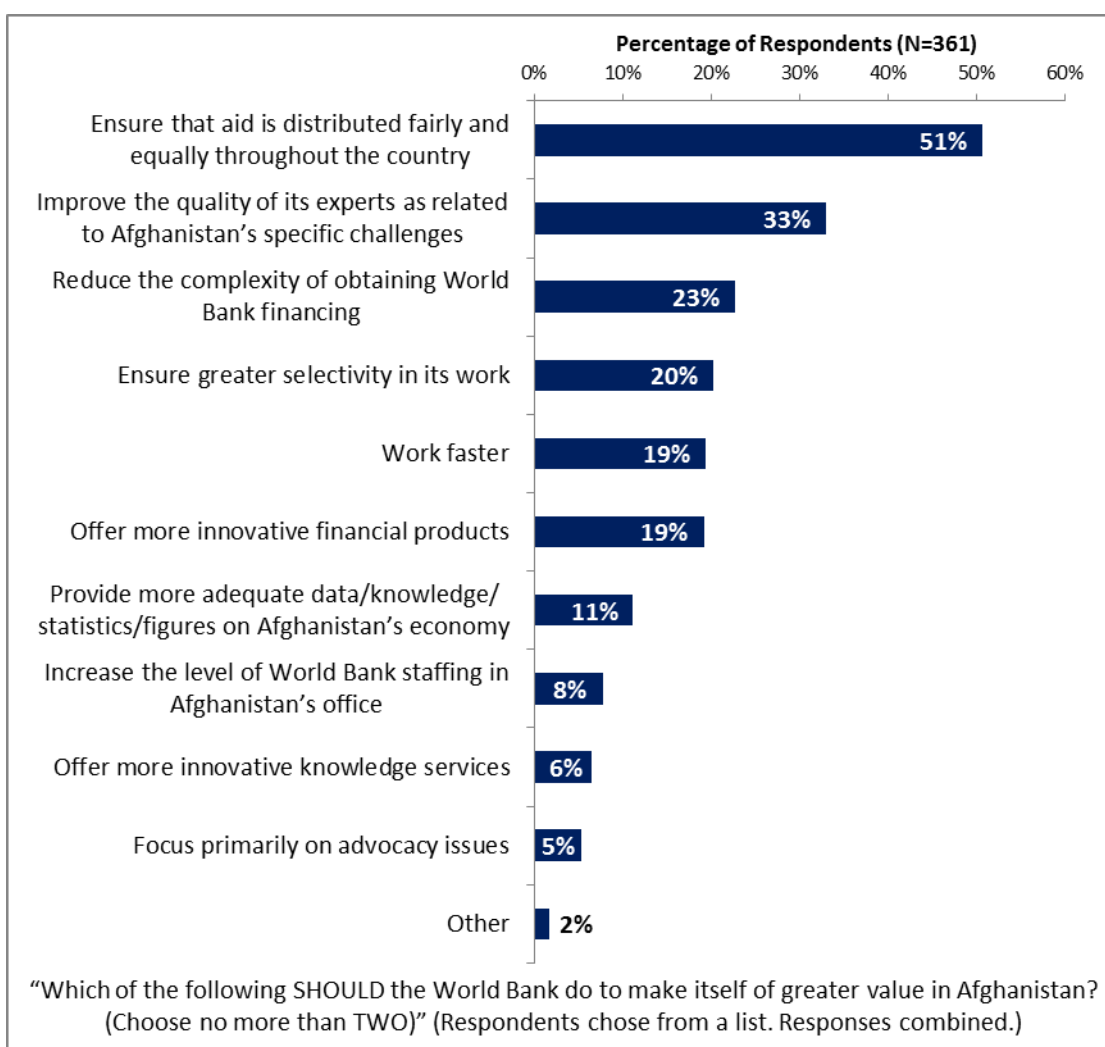


X. The Future Role of the World Bank in Afghanistan

Role Significance

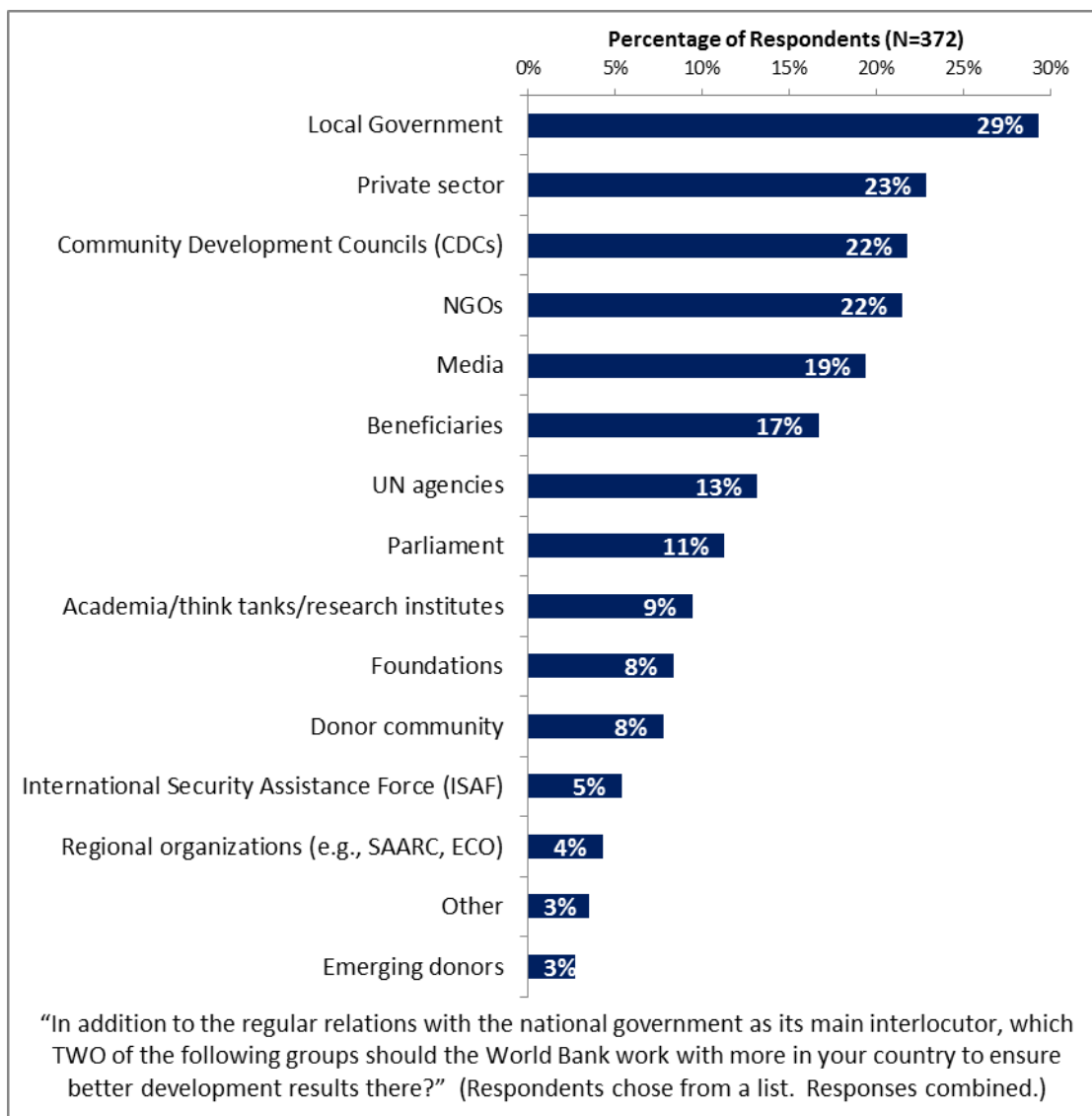


Making the Bank of Greater Value



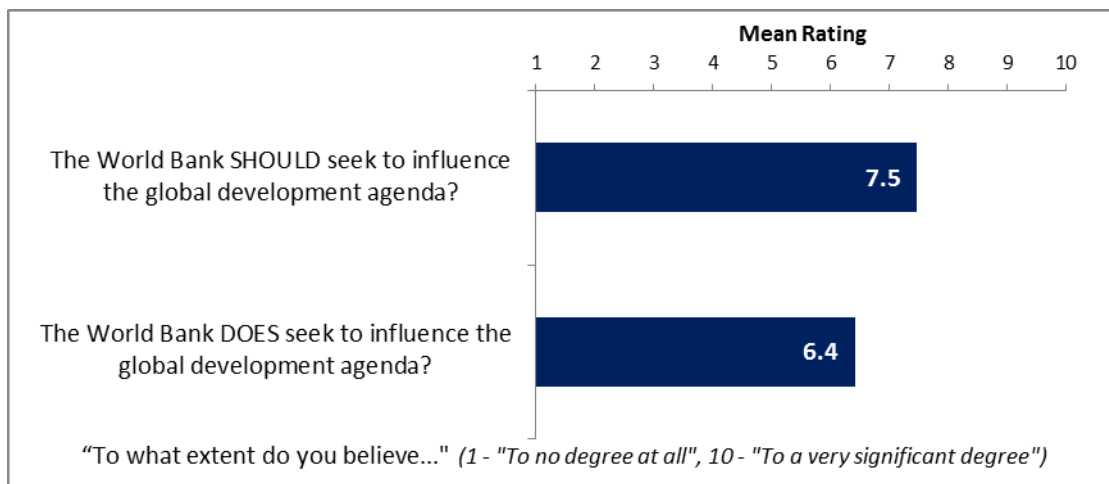
X. The Future Role of the World Bank in Afghanistan (continued)

Collaborating in Afghanistan



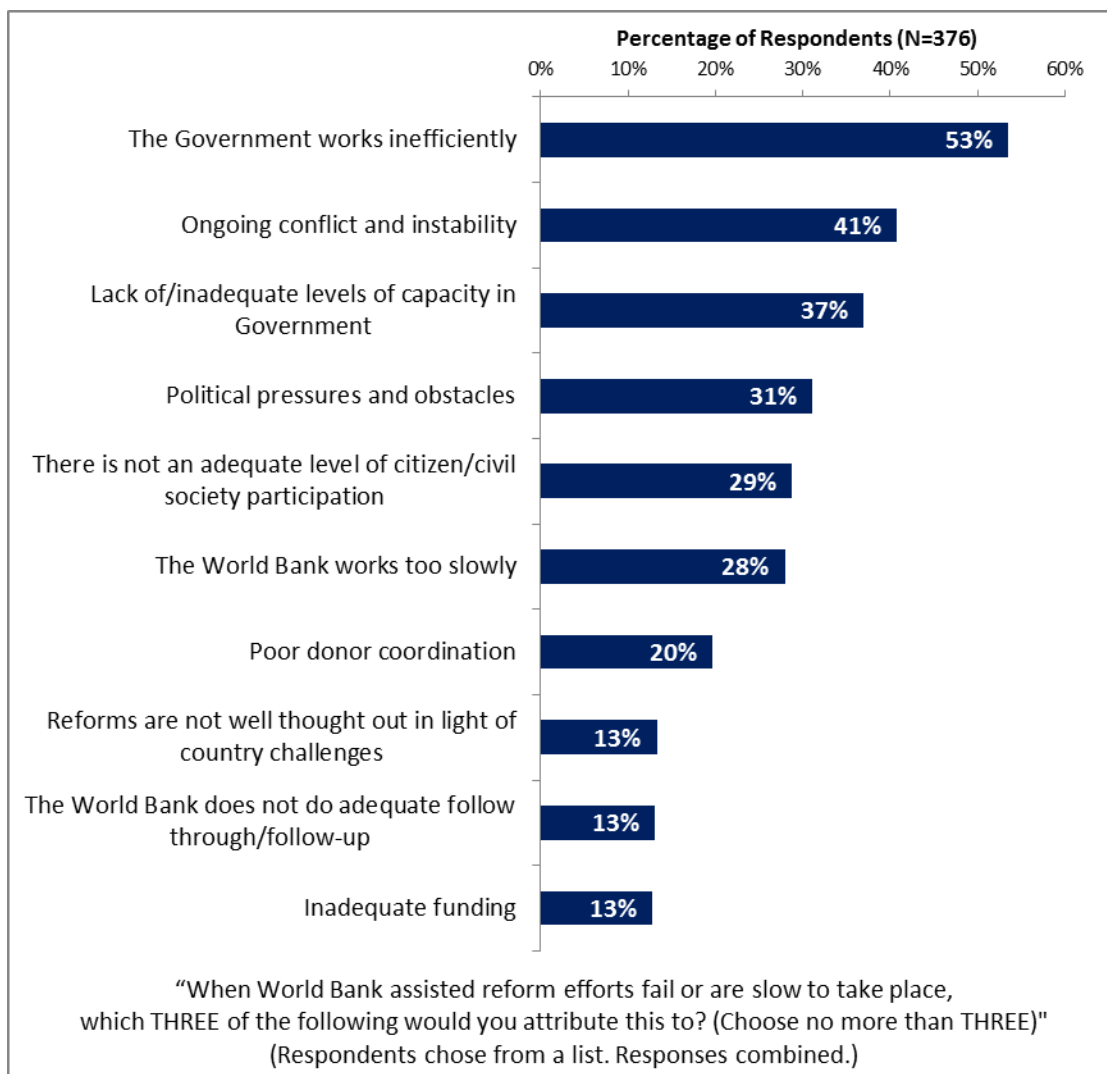
X. The Future Role of the World Bank in Afghanistan (continued)

Influencing the Global Development Agenda



X. The Future Role of the World Bank in Afghanistan (continued)

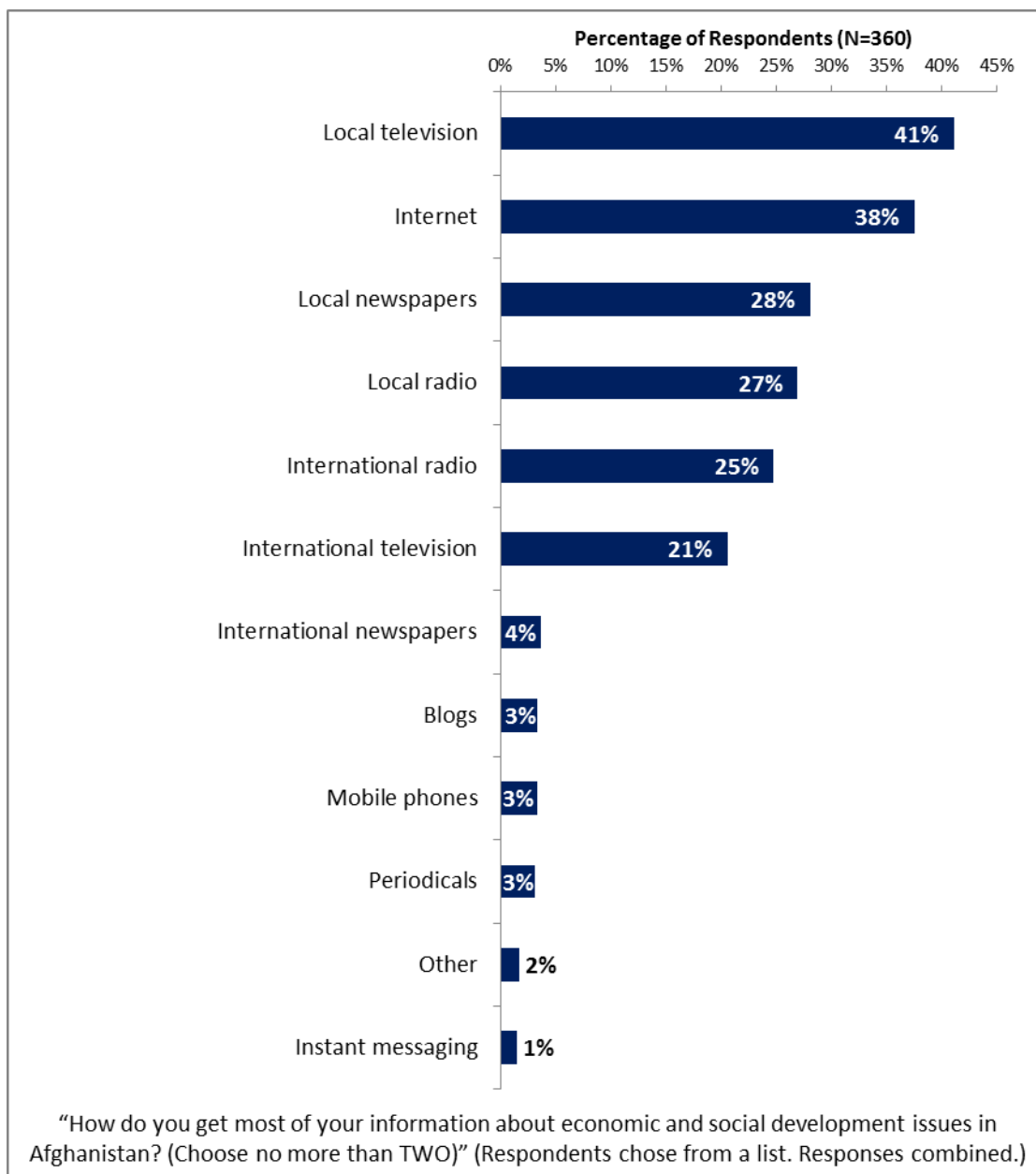
Attributing Slow or Failed Reform Efforts



XI. Communication and Openness

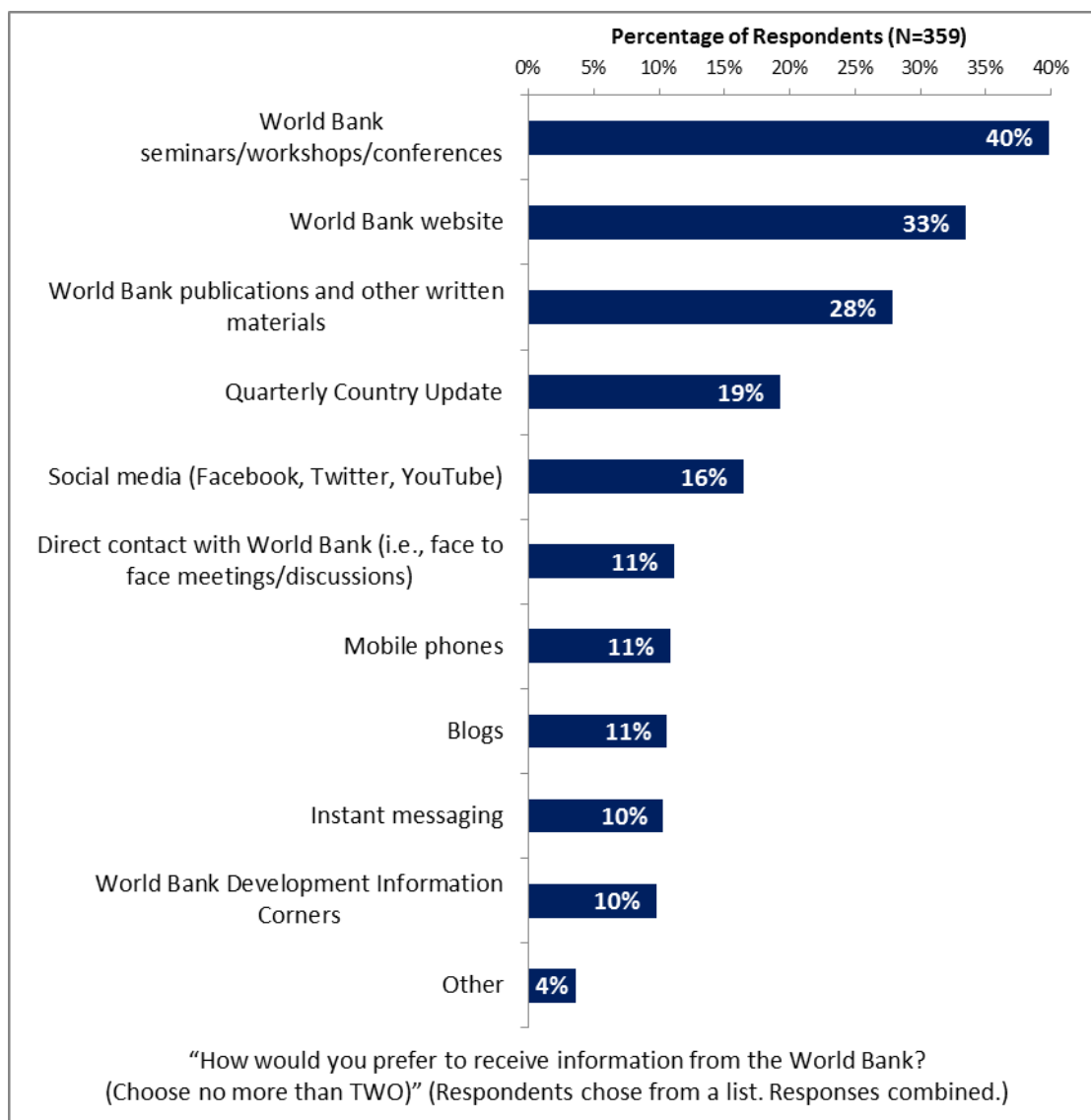
Information Sources

- Half of all respondents in the FY '08 country survey indicated that they got most of their information about economic and social development issues in Afghanistan from international radio (50%).



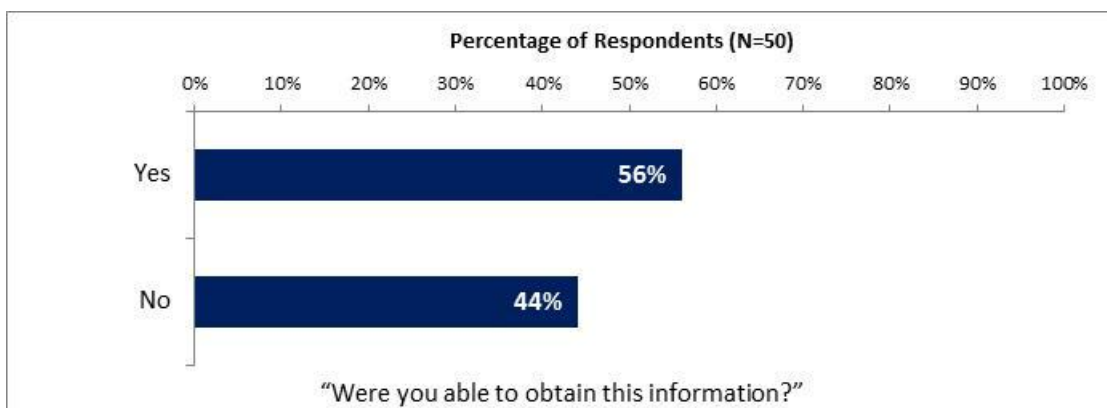
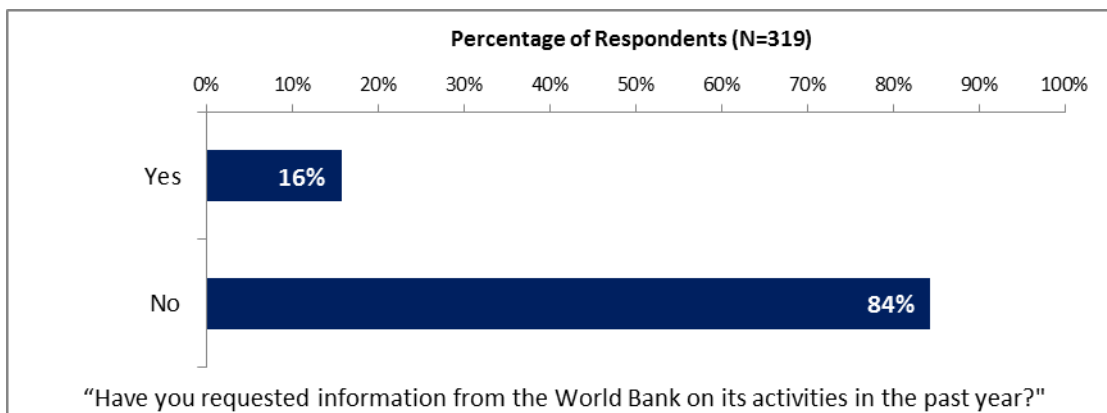
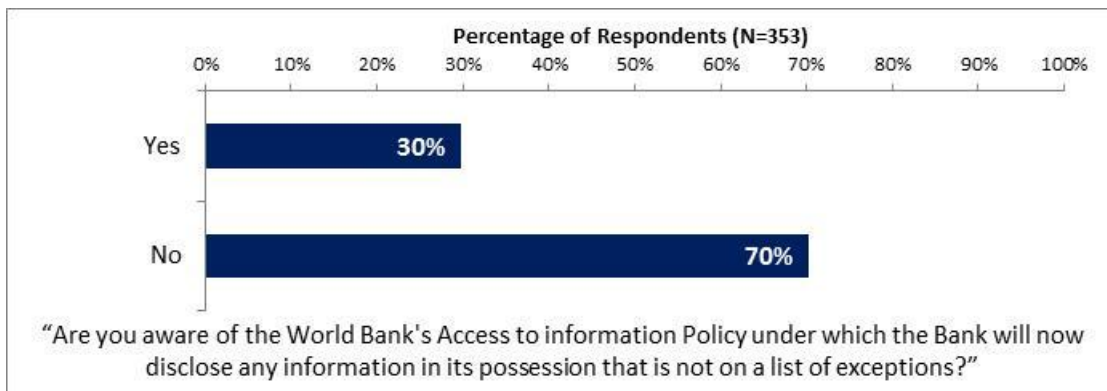
XI. Communication and Openness (continued)

Preferred Information Sources



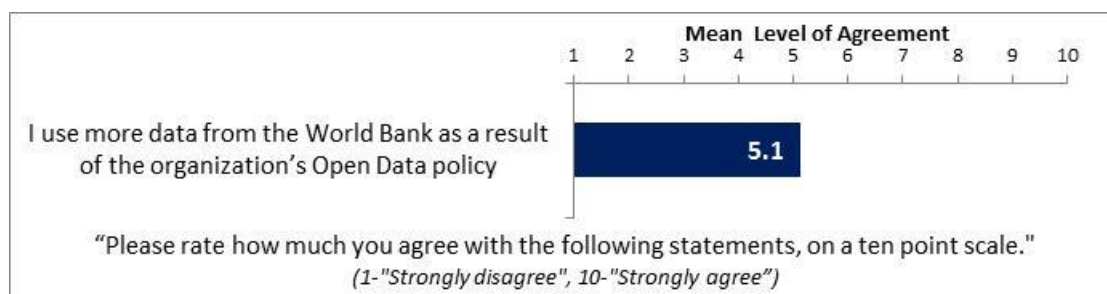
XI. Communication and Openness (continued)

Access to Information



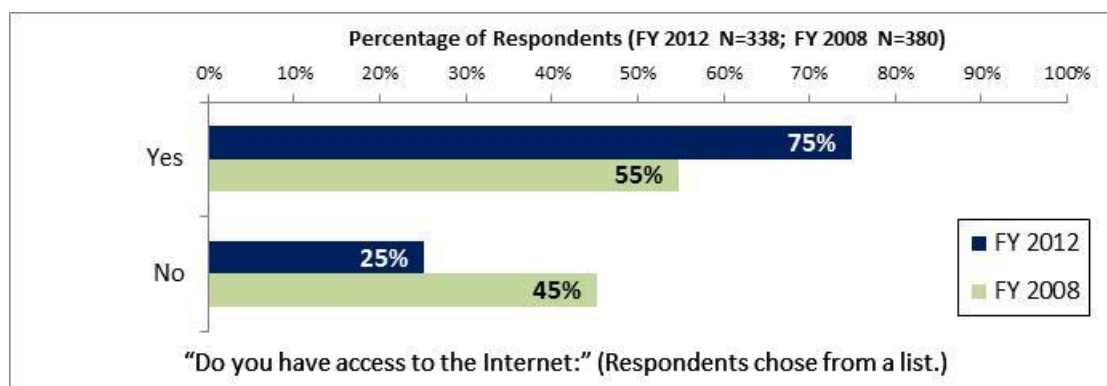
XI. Communication and Openness (continued)

Access to Information (continued)



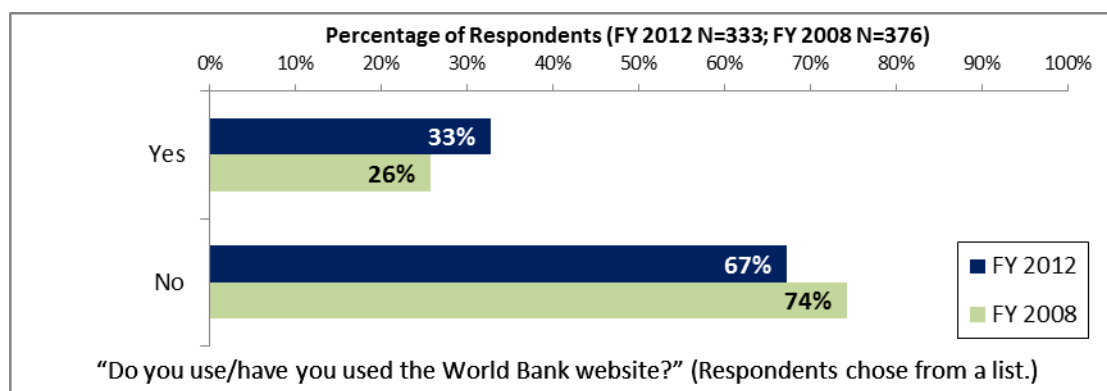
Internet Access

- Respondents in this year's country survey were significantly *more* likely to have access to the Internet compared to respondents from the FY '08 country survey.



Website Usage

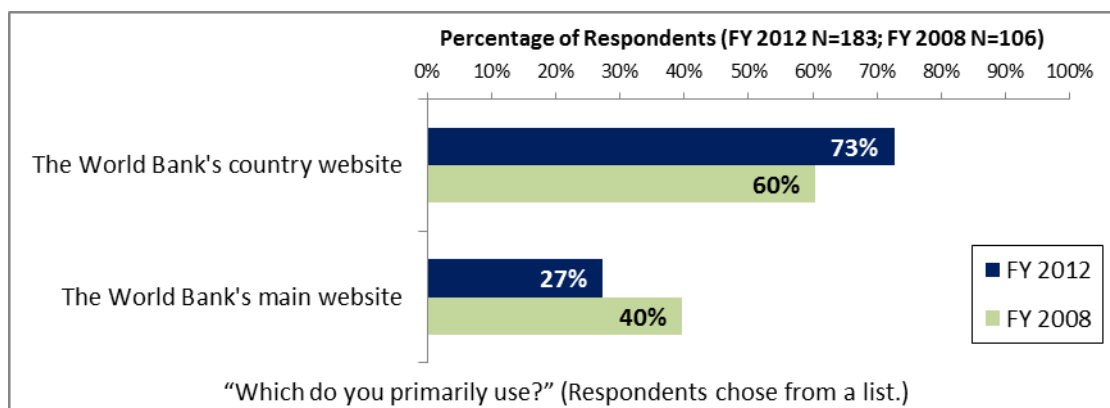
- Respondents in this year's country survey were significantly *more* likely to have used the Bank's website compared to respondents from the FY '08 country survey.




XI. Communication and Openness (continued)

Website Usage (continued)

- Respondents in this year's country survey were significantly *more* likely to have used the Bank's main website compared to respondents from the FY '08 country survey.



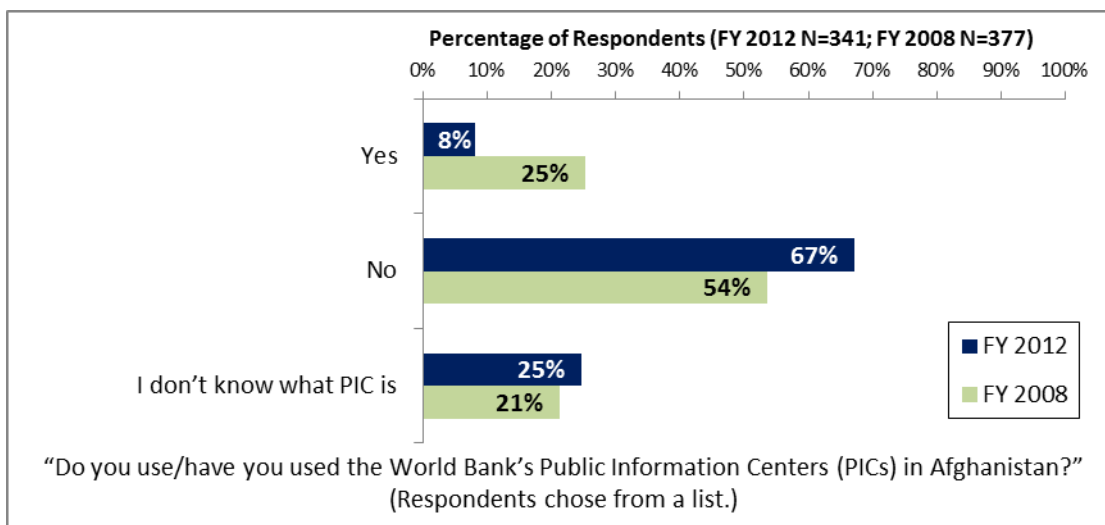
Website Evaluation




XI. Communication and Openness (continued)

PIC Usage

- Respondents in this year's country survey were significantly *less* likely to have used the Bank's PICs in Afghanistan compared to respondents from the FY '08 country survey.



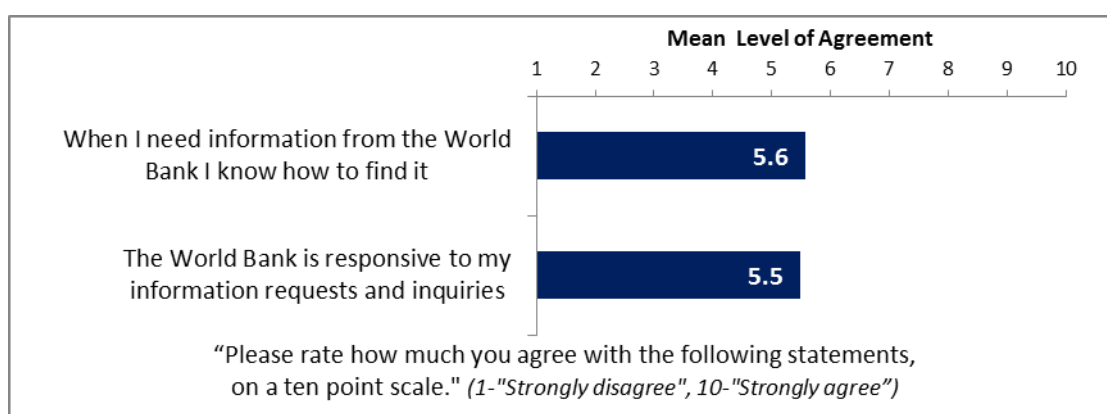
PIC Evaluation



XI. Communication and Openness (continued)

Information Sharing

- Respondents from the office of the President, bilateral or multilateral agencies, and the private sector/financial sector/private banks had the highest levels of agreement that when they need information from the World Bank they know how to find it whereas respondents from the National Assembly and local government had significantly lower levels of agreement. Respondents across all stakeholder groups had statistically similar levels of agreement that the World Bank is responsive to their information requests and inquiries.



XII. Appendices

A. Responses to All Questions across All Respondents	49
B. Responses to All Questions by Stakeholder Groups	68
C. Responses to All Questions by Geographic Locations.....	91
D. Responses to All Questions by Year.....	107
E. Indicator Questions as a Function of Exposure to the Bank.....	112
F. World Bank Client Survey 2012 – Afghanistan Questionnaire ...	113

AFGHANISTAN



Appendix A: Responses to All Questions across All Respondents (N=397)

A. General Issues facing Afghanistan

Transition Process	N	Mean	SD
1. Please indicate your perspective on the transition process in Afghanistan, on a ten-point scale (1-Very pessimistic, 10-Very optimistic).	358	6.70	2.61

2. When considering development priorities, which ONE development priority below is the most important in Afghanistan? Which ONE is the second most important priority? Which ONE is the third most important priority?	Percentage of Respondents (N=128)			
	Most Important	2 nd Most Important	3 rd Most Important	Combined
Education	28.9%	17.5%	4.8%	51.2%
Security/stabilization/reconstruction	31.3%	13.5%	5.6%	50.3%
Anti corruption	2.3%	4.0%	13.6%	19.9%
Rural development	8.6%	6.3%	3.2%	18.1%
Governance	3.1%	8.7%	4.8%	16.7%
Agricultural development	1.6%	2.4%	10.4%	14.3%
Transport	5.5%	6.3%	1.6%	13.4%
Economic growth	1.6%	2.4%	6.4%	10.3%
Energy	0.0%	6.3%	2.4%	8.7%
Basic infrastructure	1.6%	2.4%	4.8%	8.7%
Poverty reduction	2.3%	2.4%	4.0%	8.7%
Natural resource management	0.0%	3.2%	4.8%	8.0%
Law and justice	0.8%	3.2%	4.0%	8.0%
Job creation/employment	0.8%	4.0%	3.2%	7.9%
Domestic private sector development	0.8%	4.0%	2.4%	7.1%
Social protection	3.1%	1.6%	2.4%	7.1%
Health	0.8%	0.8%	4.8%	6.4%
Foreign direct investment	1.6%	1.6%	2.4%	5.5%
Water and sanitation	2.3%	1.6%	0.8%	4.7%
Gender	0.0%	0.8%	3.2%	4.0%
Trade and exports	0.0%	0.8%	1.6%	2.4%
Monitoring and evaluation	0.0%	1.6%	0.8%	2.4%
Food security	1.6%	0.0%	0.8%	2.4%
Public financial management	0.0%	0.8%	0.8%	1.6%
Urban development	0.0%	0.8%	0.8%	1.6%
Local governance and institutions	0.0%	0.8%	0.8%	1.6%
Disaster management	0.0%	0.0%	0.8%	0.8%
Global information and communications technology	0.0%	0.0%	0.8%	0.8%
Social cohesion	0.0%	0.8%	0.0%	0.8%
Equality of opportunity	0.8%	0.0%	0.0%	0.8%
Public sector reform	0.0%	0.0%	0.0%	0.0%
Regional integration	0.0%	0.0%	0.0%	0.0%
Financial markets	0.0%	0.0%	0.0%	0.0%
Environmental sustainability	0.0%	0.0%	0.0%	0.0%
Climate change	0.0%	0.0%	0.0%	0.0%
Regulatory framework	0.0%	0.0%	0.0%	0.0%
Communicable/non-communicable disease	0.0%	0.0%	0.0%	0.0%

A. General Issues facing Afghanistan (continued)

When thinking about the ongoing transition in Afghanistan, to what extent do you believe the transition related activities will ...	N	Mean	SD
3. Lead to stability and lasting peace in Afghanistan, on a ten-point scale? (1- To no degree at all, 10-To very significant degree)	342	5.90	2.87
4. Lead to sustainable economic growth in Afghanistan, on a ten point scale? (1- To no degree at all, 10-To very significant degree)	316	5.60	2.76

5. Poverty reduction is a broad term that encompasses work in many different areas. Which THREE areas of development listed below do you believe would contribute most to reducing poverty in Afghanistan? (Choose no more than THREE)	Percentage of Respondents (Responses Combined; N=385)
Security/stabilization/reconstruction	40.8%
Economic growth	39.5%
Education	36.1%
Agricultural development	20.0%
Job creation/employment	20.0%
Basic infrastructure	14.5%
Energy	13.5%
Anti corruption	11.7%
Equality of opportunity	11.2%
Natural resource management	10.6%
Rural development	7.0%
Governance	6.8%
Transport	6.5%
Law and justice	6.2%
Foreign direct investment	6.0%
Health	5.7%
Domestic private sector development	5.2%
Water and sanitation	4.9%
Gender	4.7%
Local governance and institutions	3.9%
Social protection	3.9%
Trade and exports	3.9%
Urban development	3.1%
Food security	2.9%
Social cohesion	1.8%
Public financial management	1.6%
Public sector reform	1.3%
Regulatory framework	0.8%
Communicable/non-communicable disease	0.8%
Financial markets	0.8%
Regional integration	0.5%
Global information and communications technology	0.5%
Environmental sustainability	0.5%
Disaster management	0.3%
Monitoring and evaluation	0.3%
Climate change	0.0%

A. General Issues facing Afghanistan (continued)

4. Economic growth can be driven by a number of factors. Which THREE areas below do you believe would contribute most to generating economic growth in Afghanistan? (Choose no more than THREE)	Percentage of Respondents (Responses Combined; N=384)
Energy	43.5%
Security/stabilization/reconstruction	34.1%
Education	28.9%
Anti corruption	27.6%
Agricultural development	21.6%
Trade and exports	18.0%
Job creation/employment	14.1%
Natural resource management	13.3%
Foreign direct investment	13.0%
Basic infrastructure	12.8%
Transport	8.1%
Equality of opportunity	6.8%
Rural development	6.5%
Governance	6.5%
Social protection	4.9%
Law and justice	4.7%
Domestic private sector development	4.4%
Social cohesion	3.6%
Local governance and institutions	2.9%
Public financial management	2.9%
Financial markets	2.9%
Water and sanitation	2.6%
Health	2.6%
Public sector reform	2.1%
Gender	2.1%
Food security	1.6%
Monitoring and evaluation	1.6%
Urban development	1.3%
Global information and communications technology	1.3%
Communicable/non-communicable disease	1.0%
Climate change	0.5%
Environmental sustainability	0.5%
Disaster management	0.3%
Regulatory framework	0.3%
Regional integration	0.0%

B. Overall Attitudes toward the World Bank

Familiarity	N	Mean	SD
1. How familiar are you with the work of the World Bank in Afghanistan, on a ten-point scale? <i>(1-Not familiar at all, 10-Extremely familiar)</i>	387	5.86	2.82

Overall Effectiveness	N	Mean	SD
2. Overall, please rate your impression of the World Bank's effectiveness in Afghanistan, on a ten-point scale. <i>(1-Not effective at all, 10-Very effective)</i>	344	7.48	2.59

To what extent do you agree with the following statements about the World Bank in Afghanistan, on a ten point scale? <i>(1-Strongly agree; 10-Strongly disagree)</i>	N	Mean	SD
3. To what extent do you believe the World Bank's staff is well prepared (e.g., skills and knowledge) to help Afghanistan solve its most complicated development challenges?	311	6.86	2.85
4. The World Bank's financial instruments (i.e., investment lending, Development Policy Loan, Trust Funds, Program 4 Result, etc.) meet the needs of Afghanistan	358	7.07	2.86
5. The World Bank meets Afghanistan's needs for knowledge services (e.g., research analysis, technical assistance)	326	6.34	2.83

B. Overall Attitudes toward the World Bank (continued)

6. When thinking about how the World Bank can have the most impact on development results in Afghanistan, in which sectoral areas do you believe the World Bank should focus most of its attention and resources in Afghanistan? (Choose no more than THREE)	Percentage of Respondents (Responses Combined; N=375)
Education	51.7%
Security/stabilization/reconstruction	43.7%
Energy	17.9%
Rural development	17.6%
Governance	17.6%
Economic growth	17.3%
Agricultural development	14.9%
Anti corruption	12.8%
Basic infrastructure	12.3%
Job creation/employment	10.4%
Poverty reduction	9.6%
Transport	8.8%
Health	8.3%
Natural resource management	6.7%
Law and justice	5.3%
Foreign direct investment	4.5%
Domestic private sector development	4.3%
Gender	3.7%
Trade and exports	3.5%
Water and sanitation	2.9%
Equality of opportunity	2.9%
Food security	2.4%
Local governance and institutions	2.4%
Social protection	2.1%
Monitoring and evaluation	2.1%
Social cohesion	2.1%
Public financial management	2.1%
Financial markets	2.1%
Public sector reform	1.3%
Urban development	1.1%
Environmental sustainability	1.1%
Regional integration	0.8%
Global information and communications technology	0.8%
Climate change	0.5%
Communicable/non-communicable disease	0.5%
Disaster management	0.3%
Regulatory framework	0.0%

B. Overall Attitudes toward the World Bank (continued)

7. When thinking about the World Bank's role, which activity do you believe is of greatest VALUE and which activity is of second greatest value in Afghanistan?	Percentage of Respondents (N=156)		
	<i>Greatest Value</i>	<i>2nd Greatest Value</i>	<i>Combined</i>
Financial resources	39.7%	12.0%	51.7%
Mobilizing third party financial resources	17.3%	14.7%	32.0%
Training/capacity building	12.2%	18.7%	30.8%
Donor coordination	11.5%	10.0%	21.5%
Strategy formulation (e.g., ANDS assistance)	6.4%	12.0%	18.4%
Policy advice	5.8%	8.0%	13.8%
Technical assistance	5.8%	6.7%	12.4%
Linkage to non-Bank expertise (e.g., South-South knowledge sharing)	0.0%	5.3%	5.3%
Other	0.6%	4.0%	4.6%
Studies/analyses	0.0%	2.7%	2.7%
Convening/facilitating	0.0%	2.7%	2.7%
Data	0.6%	1.3%	2.0%

8. Which of the following do you identify as the World Bank's greatest WEAKNESSES in its work in Afghanistan? (Choose no more than TWO)	Percentage of Respondents (Responses Combined; N=347)
Not aligned with country priorities	29.1%
World Bank processes too slow and complex	20.2%
Not exploring alternative policy options	18.2%
Too influenced by developed countries	17.6%
Not enough public disclosure of its work	17.0%
Imposing technocratic solutions without regard to political realities	16.4%
Not willing to honestly criticize policies and reform efforts in the country	15.6%
Staff too inaccessible	15.3%
Too bureaucratic in its operational policies and procedures	9.8%
The credibility of its knowledge/data	9.5%
Not aligned with other donors' work	8.1%
Arrogant in its approach	7.8%
Not collaborating enough with non-state actors	7.8%
Not client focused	6.3%
Other	3.2%

B. Overall Attitudes toward the World Bank (continued)

9. Which World Bank instruments do you believe are the MOST effective in reducing poverty in Afghanistan? (Choose no more than TWO)	Percentage of Respondents (Responses Combined; N=382)
Investment lending	65.4%
Capacity development	41.1%
Policy based lending/ budget support to the Government	31.9%
Co-financing arrangements	18.8%
Technical assistance	14.1%
Trust Fund management	10.2%
Analytical work	6.8%
Don't know	5.8%

10. Which World Bank instruments do you believe are LEAST effective in helping to reduce poverty in Afghanistan? (Choose no more than TWO)	Percentage of Respondents (Responses Combined; N=366)
Analytical work	35.5%
Don't know	28.4%
Technical assistance	21.9%
Trust Fund management	20.8%
Capacity development	20.2%
Investment lending	18.9%
Co-financing arrangements	15.8%
Policy based lending/ budget support to the Government	12.8%

Global Development Agenda	N	Mean	SD
11. The World Bank SHOULD seek to influence the global development agenda, on a ten point scale? (1-To no degree at all, 10-To a very significant degree)	333	7.46	2.76
12. The World Bank DOES seek to influence the global development agenda, on a ten point scale? (1-To no degree at all, 10-To a very significant degree)	306	6.41	2.88

B. Overall Attitudes toward the World Bank (continued)

13. In addition to the regular relations with the national government as its main interlocutor, which TWO of the following groups should the World Bank collaborate with more in your country to ensure better development results there? (Choose no more than TWO)	Percentage of Respondents (Responses Combined; N=372)
Local Government	29.3%
Private sector	22.8%
Community Development Councils (CDCs)	21.8%
NGOs	21.5%
Media	19.4%
Beneficiaries	16.7%
UN agencies	13.2%
Parliament	11.3%
Academia/think tanks/research institutes	9.4%
Foundations	8.3%
Donor community	7.8%
International Security Assistance Force (ISAF)	5.4%
Regional organizations (e.g., SAARC, ECO)	4.3%
Other	3.5%
Emerging donors	2.7%

To what extent do you agree with the following statements about the World Bank's work in Afghanistan, on a ten point scale? (1-Strongly disagree, 10-Strongly agree)	Level of Agreement		
	N	Mean	SD
14. Overall the World Bank currently plays a relevant role in development in Afghanistan	353	7.65	2.73
15. The World Bank's work is aligned with what I consider the development priorities for this country	326	6.38	2.93
16. The World Bank supports programs and strategies that are realistic for Afghanistan	305	6.24	2.77
17. The World Bank treats clients and stakeholders in Afghanistan with respect	281	7.31	2.91

B. Overall Attitudes toward the World Bank (continued)

To what extent is the World Bank an effective development partner in Afghanistan in terms of ..., on a ten point scale? (1-To no degree at all, 10-To a very significant degree)	Degree		
	N	Mean	SD
18. Follow up and follow through	272	5.99	3.05
19. Responsiveness	254	6.10	2.93
20. Flexibility (in terms of the institution's products and services)	259	6.35	2.80
21. Flexibility (in terms of changing country circumstances)	240	6.18	2.70
22. Being inclusive	267	6.17	2.89
23. Openness (sharing data and other information)	247	6.30	2.84
24. Staff accessibility	254	5.65	3.07
25. Straightforwardness and honesty	249	6.65	2.86
26. Collaboration with groups outside of the Government	253	6.32	2.86
27. Collaboration with the Government	282	7.29	2.64
28. Collaboration with other donors	252	7.08	2.82

29. When World Bank assisted reform efforts fail or are slow to take place, which THREE of the following would you attribute this to? (Choose no more than THREE)	Percentage of Respondents (Responses Combined; N=376)
The Government works inefficiently	53.5%
Ongoing conflict and instability	40.7%
Lack of/inadequate levels of capacity in Government	37.0%
Political pressures and obstacles	31.1%
There is not an adequate level of citizen/civil society participation	28.7%
The World Bank works too slowly	27.9%
Poor donor coordination	19.7%
Reforms are not well thought out in light of country challenges	13.3%
The World Bank does not do adequate follow through/follow-up	13.0%
Inadequate funding	12.8%
Other	1.1%

C. World Bank Effectiveness and Results

Achieving Development Results	N	Mean	SD
1. To what degree does the World Bank's work help achieve sustainable development results in Afghanistan, on a ten point scale? (1-To no degree at all, 10-To a very significant degree)	348	7.22	2.51

C. World Bank Effectiveness and Results (continued)

How effective do you believe the World Bank is in terms of the work it does in the following areas of development in Afghanistan, on a ten point scale? (1-Not effective at all, 10-Very effective)	Effectiveness		
	N	Mean	SD
2. Anti corruption	326	3.50	3.11
3. Global information and communications technology	288	6.06	2.81
4. Transport	310	6.14	2.84
5. Law and justice	304	4.31	2.85
6. Urban development	317	5.04	2.76
7. Environmental sustainability	296	4.34	2.84
8. Regulatory framework	275	4.31	2.67
9. Basic infrastructure	297	5.09	3.00
10. Communicable/non-communicable disease	280	5.34	2.93
11. Poverty reduction	311	4.88	2.95
12. Gender	287	5.45	2.80
13. Domestic private sector development	279	5.39	2.76
14. Foreign direct investment	286	5.13	2.96
15. Local governance and institutions	289	5.12	2.91
16. Water and sanitation	299	5.31	2.86
17. Trade and exports	291	5.38	2.84
18. Economic growth	293	5.74	2.79
19. Energy	307	4.82	3.10
20. Disaster management	283	4.44	2.77
21. Monitoring and evaluation	280	4.51	2.72
22. Public financial management	277	4.98	2.82
23. Job creation/employment	287	4.84	2.99
24. Social cohesion	284	4.40	2.82
25. Financial markets	268	4.49	2.67
26. Equality of opportunity	276	4.22	2.77
27. Health	300	6.31	2.76
28. Rural development	301	6.47	2.81
29. Governance	291	4.96	2.83
30. Food security	278	4.96	2.83
31. Education	309	6.74	2.70
32. Security/stabilization/reconstruction	292	5.11	2.99
33. Social protection	287	4.57	2.73
34. Public sector reform	271	4.70	2.69
35. Regional integration	242	4.53	2.64
36. Agricultural development	300	5.63	2.90
37. Natural resource management	286	4.63	3.09

D. The Afghanistan Reconstruction Trust Fund (ARTF)

The Afghanistan Reconstruction Trust Fund	N	Mean	SD
1. How familiar are you with the work of the ARTF in Afghanistan, on a ten point scale? (1-Not familiar at all, 10-Very familiar)	310	5.12	3.19

To what extent do you agree/disagree with the following statements, on a ten point scale? (1-Strongly disagree, 10-Strongly agree)	Degree		
	N	Mean	SD
2. The ARTF priorities are aligned with the key development priorities in Afghanistan.	285	5.35	3.01
3. The ARTF distributes resources fairly and equally throughout the country.	291	4.53	2.96
4. The ARTF distributes resources in a way that effectively supports the key development priorities in Afghanistan.	282	5.05	2.98
5. The ARTF's efforts are leading to sustainable results on the ground.	286	6.48	2.98
6. The ARTF collaborates well with the Afghanistan Government.	259	5.60	3.04
7. The World Bank collaborates well with other ARTF donors.	254	6.40	2.93
8. There should be more oversight of how ARTF resources are spent.	284	7.36	3.02
9. There should be more public information available about the work of the ARTF.	298	7.73	3.05
10. The ARTF is flexible and responds to changing conditions in Afghanistan.	255	5.88	3.04

E. The World Bank's Knowledge

1. How frequently do you consult World Bank knowledge and research (e.g., data, analysis, reports) in the work you do?	Percentage of Respondents (N=378)
Weekly	3.7%
Monthly	13.2%
A few times a year	13.8%
Rarely	46.0%
Never	23.3%

E. The World Bank's Knowledge (continued)

2. When thinking about the development challenges in Afghanistan, where do you believe it would be most valuable for the World Bank to focus its research and knowledge efforts in the next few years? (Choose no more than THREE)	Percentage of Respondents (Responses Combined; N=368)
Education	53.3%
Security/stabilization/reconstruction	31.8%
Energy	26.1%
Economic growth	22.8%
Anti corruption	18.8%
Governance	14.9%
Agricultural development	13.3%
Basic infrastructure	11.7%
Poverty reduction	10.6%
Law and justice	8.2%
Trade and exports	7.6%
Job creation/employment	7.3%
Public sector reform	7.1%
Domestic private sector development	7.1%
Social cohesion	6.8%
Health	6.5%
Foreign direct investment	5.4%
Transport	5.2%
Gender	4.6%
Natural resource management	4.6%
Water and sanitation	4.1%
Rural development	3.8%
Monitoring and evaluation	3.0%
Equality of opportunity	3.0%
Local governance and institutions	1.9%
Financial markets	1.6%
Social protection	1.4%
Urban development	1.4%
Disaster management	1.1%
Regional integration	1.1%
Public financial management	1.1%
Global information and communications technology	0.8%
Regulatory framework	0.5%
Climate change	0.3%
Food security	0.3%
Environmental sustainability	0.3%
Communicable/non-communicable disease	0.0%

E. The World Bank's Knowledge (continued)

How effective do you believe the World Bank's knowledge and research are at... in Afghanistan? (1-Not effective at all, 10-Very effective)	Level of Effectiveness		
	N	Mean	SD
3. Raising your awareness of the particular topic	282	6.38	2.98
4. Stimulating public debate/dialogue	312	6.77	3.01
5. Enhancing your knowledge and/or skills	304	7.04	2.95
6. Contributing to good policy making	291	6.47	2.85
7. Providing support for program implementation	301	6.99	2.80

To what extent do you believe that the World Bank's knowledge and research... in Afghanistan? (1-To no degree at all, 10-To a very significant degree)	Degree		
	N	Mean	SD
8. Are timely	283	6.29	3.05
9. Include appropriate level of stakeholder involvement during preparation	263	5.93	2.86
10. Are relevant to Afghanistan's development priorities	307	6.28	2.77
11. Provide feasible recommendations	267	5.82	2.78
12. Are accessible (well written and easy to understand)	289	6.22	3.01
13. A source of relevant information on global good practices	308	7.04	2.83
14. Are adequately disseminated	274	5.47	2.84
15. Are appropriately translated	274	6.09	2.87
16. Are adaptable to Afghanistan's development challenges	304	6.28	2.96

Overall Evaluations	N	Mean	SD
17. Overall, how significant a contribution do you believe the World Bank's knowledge and research make to development results in your country, on a ten point scale? (1-Not significant at all, 10-Very significant)	355	7.74	2.37
18. Overall, how would you rate the technical quality of the World Bank's knowledge/ research, on a ten point scale? (1-Very low technical quality, 10-Very high technical quality)	346	6.87	2.53

F. Working with the World Bank

To what extent do you agree/disagree with the following statements, on a ten point scale? (1-Strongly disagree, 10-Strongly agree)	Level of Agreement		
	N	Mean	SD
1. The World Bank disburses funds promptly	280	5.56	3.04
2. The World Bank effectively monitors and evaluates the projects and programs it supports	308	5.41	2.99
3. The World Bank's approvals and reviews are done in a timely fashion	281	5.99	2.89
4. The World Bank's "Safeguard Policy" requirements are reasonable	278	6.36	2.87
5. Working with the World Bank increases Afghanistan's institutional capacity	318	7.51	2.68
6. The World Bank ensures consistency and continuity through staff changes	283	6.98	2.79
7. The World Bank's teams and visits are well coordinated	266	6.06	2.94
8. Where country systems (e.g., procurement, financial management, etc.) are adequate, the World Bank makes appropriate use of them	296	7.16	2.84
9. The World Bank provides effective implementation support (i.e., supervision of projects)	308	6.89	2.86

	N	Mean	SD
10. To what extent do you believe the World Bank is adequately staffed in Afghanistan, on a ten point scale? (1-Not significant at all, 10-Very significant)	220	7.10	2.80

G. The Future Role of the World Bank in Afghanistan

The Bank's Role	N	Mean	SD
1. How significant a role do you believe the World Bank SHOULD play in Afghanistan's development throughout the transition period, on a ten point scale? (1-Not a significant role at all, 10-Very significant role)	351	8.27	2.33

2. Which of the following SHOULD the World Bank do to make itself of greater value in Afghanistan? (Choose no more than TWO)	Percentage of Respondents (Responses Combined; N=361)
Ensure that aid is distributed fairly and equally throughout the country	50.7%
Improve the quality of its experts as related to Afghanistan's specific challenges	33.0%
Reduce the complexity of obtaining World Bank financing	22.7%
Ensure greater selectivity in its work	20.2%
Work faster	19.4%
Offer more innovative financial products	19.1%
Provide more adequate data/knowledge/statistics/figures on Afghanistan's economy	11.1%
Increase the level of World Bank staffing in Afghanistan's office	7.8%
Offer more innovative knowledge services	6.4%
Focus primarily on advocacy issues	5.3%
Other	1.7%

H. Communication and Information Sharing

1. Where do you get most of your information about economic and social development issues in Afghanistan? (Choose no more than TWO)	Percentage of Respondents (Responses Combined; N=360)
Local television	41.1%
Internet	37.5%
Local newspapers	28.1%
Local radio	26.9%
International radio	24.7%
International television	20.6%
International newspapers	3.6%
Blogs	3.3%
Mobile phones	3.3%
Periodicals	3.1%
Other	1.7%
Instant messaging	1.4%

2. How would you prefer to receive information from the World Bank? (Choose no more than TWO)	Percentage of Respondents (Responses Combined; N=359)
World Bank seminars/workshops/conferences	39.8%
World Bank website	33.4%
World Bank publications and other written materials	27.9%
Quarterly Country Update	19.2%
Social media (Facebook, Twitter, YouTube)	16.4%
Direct contact with World Bank (i.e., face to face meetings/discussions)	11.1%
Mobile phones	10.9%
Blogs	10.6%
Instant messaging	10.3%
World Bank Development Information Corners	9.7%
Other	3.6%

3. Are you aware of the World Bank's Access to Information Policy under which the Bank will now disclose any information in its possession that is not a list of exceptions?	Percentage of Respondents (N=353)
Yes	29.7
No	70.3

4. Have you requested information from the World Bank on its activities in the past year?	Percentage of Respondents (N=319)
Yes	15.7
No	84.3

5. Were you able to obtain this information?	Percentage of Respondents (N=50)
Yes	56.0
No	44.0

H. Communication and Information Sharing (continued)

6. Do you have access to the Internet?	Percentage of Respondents (N=338)
Yes	74.9
No	25.1

7. Do you use/have used the World Bank website?	Percentage of Respondents (N=333)
Yes	32.7
No	67.3

8. Which do you primarily use?	Percentage of Respondents (N=183)
The World Bank's country website	72.7
The World Bank's main website	27.3

9. Do you use / have you used the World Bank's Public Information Center (PICs) in Afghanistan?	Percentage of Respondents (N=341)
Yes	8.2
No	67.2
I don't know what PIC is	24.6

Please rate how much you agree with the following statements, on a ten point scale. (1-Strongly disagree, 10-Strongly agree)	Level of Agreement		
	N	Mean	SD
10. I use more data from the World Bank as a result of the organization's Open Data policy	265	5.12	3.37
11. The World Bank's PIC is a valuable source of information related to development in Afghanistan	214	5.09	3.18
12. I find the World Bank websites easy to navigate	217	5.67	3.30
13. I find the information on the World Bank's websites useful	198	5.76	3.22
14. When I need information from the World Bank I know how to find it	220	5.56	3.34
15. The World Bank is responsive to my information requests and inquiries	207	5.47	3.55

I. Background Information

1. Which of the following best describes your current position? (Please mark only ONE response)	Percentage of Respondents (N=367)
Media	20.7%
Local Government office or staff	14.2%
Employee of Ministry/Ministerial Dep/Implementation Agency	11.4%
NGO	8.4%
Other	6.3%
Community Development Councils	6.0%
Academia/Research institute/Think tank	5.4%
Private sector organization	4.9%
National Assembly	4.6%
Private foundation	4.1%
Multilateral agency	2.5%
Trade Union	2.5%
Office of Minister	2.2%
Independent Government Institution	2.2%
Financial sector/Private bank	1.4%
Office of the President	1.1%
Bilateral agency	1.1%
PMU	0.8%
Judiciary branch	0.3%

I. Background Information (continued)

2. Please identify the primary specialization of your work. (Please mark only ONE response)	Percentage of Respondents (N=360)
Education	20.3%
Other	9.2%
Economic growth	7.8%
Agricultural development	6.9%
Health	4.7%
Anti corruption	4.4%
Governance	4.4%
Law and justice	4.2%
Security/stabilization/reconstruction	3.9%
Monitoring and evaluation	3.6%
Domestic private sector development	2.8%
Local governance and institutions	2.8%
Rural development	2.8%
Trade and exports	2.5%
Global information and communications technology	2.2%
Social cohesion	2.2%
Energy	1.7%
Gender	1.7%
Public financial management	1.7%
Environmental sustainability	1.4%
Basic infrastructure	1.1%
Natural resource management	1.1%
Disaster management	0.8%
Food security	0.8%
Job creation/employment	0.8%
Water and sanitation	0.8%
Communicable/non-communicable disease	0.6%
Equality of opportunity	0.6%
Public sector reform	0.6%
Social protection	0.6%
Financial markets	0.3%
Regional integration	0.3%
Transport	0.3%
Urban development	0.3%

I. Background Information (continued)

3. Currently, do you professionally collaborate/work with the World Bank in your country?	Percentage of Respondents (N=366)
Yes	22.7%
No	77.3%

4. Which of the following describes most of your exposure to the World Bank in Afghanistan? (Choose no more than TWO)	Percentage of Respondents (N=293)
Use World Bank reports/data	42.7%
Use World Bank website for information, data, research, etc.	41.3%
Observer (i.e., follow in media, discuss in informal conversations, etc.)	33.8%
Collaborate as part of my professional duties	27.6%
Engage in World Bank related/sponsored events/activities	15.0%

5. Which best represents your geographic location?	Percentage of Respondents (N=370)
Outside Kabul	81.6%
Kabul	18.4%

Appendix B: Responses to All Questions by Stakeholder Groups

A. General Issues facing Afghanistan

	Which of the following best describes your position?																																
	Office of the President			Office of Minister			National Assembly			Employee of Ministry/Ministerial Dep. /Implementation Agency			Local Government office / staff			Bilateral/Multilateral Agency			Private sector organization/Financial sector/Private Bank			Civil Society Organization			Media			Academia/Research Institute/Think tank			Other		
	N	Mean	SD	N	Mean	SD	N	Mean	SD	N	Mean	SD	N	Mean	SD	N	Mean	SD	N	Mean	SD	N	Mean	SD	N	Mean	SD	N	Mean	SD			
Please indicate your perspective on the transition process in Afghanistan.	4	7.75	2.06	6	6.33	2.16	11	5.55	2.42	41	6.83	2.55	48	7.06	2.48	12	6.42	1.88	21	7.81	2.38	68	6.57	2.94	71	6.99	2.66	19	5.53	2.57	29	6.66	2.54

(1-Very pessimistic, 10-Very Optimistic)

A. General Issues facing Afghanistan (continued)

When considering development priorities, which ONE development priority below is the most important in Afghanistan? Which ONE is the second most important priority? Which ONE is the third most important priority?

1st Most Important	Office of President	Office of Minister	National Assembly	Employee of Ministry/Ministerial Dep/ Implementation Agency	Local Govt.	Bilateral / Multilateral Agency	Private Sector/ Financial Sector/ Private Bank	CSO	Media	Academia/Research Institute/Think Tank	Others
Percentage of Respondents											
Rural development	0.0%	0.0%	0.0%	0.0%	12.5%	0.0%	0.0%	10.0%	12.0%	0.0%	27.3%
Education	0.0%	0.0%	50.0%	16.7%	18.8%	0.0%	40.0%	26.7%	32.0%	40.0%	18.2%
Social protection	0.0%	0.0%	0.0%	0.0%	0.0%	0.0%	20.0%	0.0%	4.0%	0.0%	0.0%
Transport	50.0%	0.0%	0.0%	8.3%	0.0%	0.0%	0.0%	6.7%	4.0%	0.0%	9.1%
Security/stabilization/reconstruction	50.0%	50.0%	0.0%	50.0%	43.8%	0.0%	20.0%	30.0%	32.0%	40.0%	27.3%
Poverty reduction*	0.0%	0.0%	50.0%	0.0%	0.0%	0.0%	0.0%	0.0%	0.0%	0.0%	9.1%
Public sector reform	0.0%	0.0%	0.0%	0.0%	0.0%	0.0%	0.0%	0.0%	0.0%	0.0%	0.0%
Regional integration	0.0%	0.0%	0.0%	0.0%	0.0%	0.0%	0.0%	0.0%	0.0%	0.0%	0.0%
Gender	0.0%	0.0%	0.0%	0.0%	0.0%	0.0%	0.0%	0.0%	0.0%	0.0%	0.0%
Domestic private sector development	0.0%	0.0%	0.0%	0.0%	0.0%	0.0%	0.0%	3.3%	0.0%	0.0%	0.0%
Foreign direct investment	0.0%	0.0%	0.0%	0.0%	0.0%	0.0%	0.0%	6.7%	0.0%	0.0%	0.0%
Water and sanitation	0.0%	0.0%	0.0%	8.3%	0.0%	0.0%	10.0%	3.3%	0.0%	0.0%	0.0%
Energy	0.0%	0.0%	0.0%	0.0%	0.0%	0.0%	0.0%	0.0%	0.0%	0.0%	0.0%
Monitoring and evaluation	0.0%	0.0%	0.0%	0.0%	0.0%	0.0%	0.0%	0.0%	0.0%	0.0%	0.0%
Public financial management	0.0%	0.0%	0.0%	0.0%	0.0%	0.0%	0.0%	0.0%	0.0%	0.0%	0.0%
Job creation/employment	0.0%	0.0%	0.0%	0.0%	0.0%	100.0%	0.0%	0.0%	0.0%	0.0%	0.0%
Governance	0.0%	0.0%	0.0%	0.0%	0.0%	0.0%	0.0%	6.7%	4.0%	20.0%	0.0%
Financial markets	0.0%	0.0%	0.0%	0.0%	0.0%	0.0%	0.0%	0.0%	0.0%	0.0%	0.0%
Urban development	0.0%	0.0%	0.0%	0.0%	0.0%	0.0%	0.0%	0.0%	0.0%	0.0%	0.0%
Environmental sustainability	0.0%	0.0%	0.0%	0.0%	0.0%	0.0%	0.0%	0.0%	0.0%	0.0%	0.0%
Equality of opportunity	0.0%	0.0%	0.0%	0.0%	6.3%	0.0%	0.0%	0.0%	0.0%	0.0%	0.0%
Health	0.0%	0.0%	0.0%	0.0%	0.0%	0.0%	0.0%	0.0%	4.0%	0.0%	0.0%
Food security	0.0%	0.0%	0.0%	0.0%	12.5%	0.0%	0.0%	0.0%	0.0%	0.0%	0.0%
Social cohesion	0.0%	0.0%	0.0%	0.0%	0.0%	0.0%	0.0%	0.0%	0.0%	0.0%	0.0%
Climate change	0.0%	0.0%	0.0%	0.0%	0.0%	0.0%	0.0%	0.0%	0.0%	0.0%	0.0%
Agricultural development*	0.0%	50.0%	0.0%	0.0%	0.0%	0.0%	0.0%	0.0%	0.0%	0.0%	9.1%
Trade and exports	0.0%	0.0%	0.0%	0.0%	0.0%	0.0%	0.0%	0.0%	0.0%	0.0%	0.0%
Economic growth	0.0%	0.0%	0.0%	8.3%	0.0%	0.0%	0.0%	0.0%	4.0%	0.0%	0.0%
Law and justice	0.0%	0.0%	0.0%	0.0%	6.3%	0.0%	0.0%	0.0%	0.0%	0.0%	0.0%
Regulatory framework	0.0%	0.0%	0.0%	0.0%	0.0%	0.0%	0.0%	0.0%	0.0%	0.0%	0.0%
Communicable/non-communicable disease	0.0%	0.0%	0.0%	0.0%	0.0%	0.0%	0.0%	0.0%	0.0%	0.0%	0.0%
Basic infrastructure	0.0%	0.0%	0.0%	0.0%	0.0%	0.0%	0.0%	3.3%	0.0%	0.0%	0.0%
Local governance and institutions	0.0%	0.0%	0.0%	0.0%	0.0%	0.0%	0.0%	0.0%	0.0%	0.0%	0.0%
Natural resource management	0.0%	0.0%	0.0%	0.0%	0.0%	0.0%	0.0%	0.0%	0.0%	0.0%	0.0%
Anti corruption	0.0%	0.0%	0.0%	8.3%	0.0%	0.0%	10.0%	3.3%	0.0%	0.0%	0.0%
Disaster management	0.0%	0.0%	0.0%	0.0%	0.0%	0.0%	0.0%	0.0%	0.0%	0.0%	0.0%
Global information and communications technology	0.0%	0.0%	0.0%	0.0%	0.0%	0.0%	0.0%	0.0%	0.0%	0.0%	0.0%

*Significantly different between stakeholder groups

A. General Issues facing Afghanistan (continued)

When considering development priorities, which ONE development priority below is the most important in Afghanistan? Which ONE is the second most important priority? Which ONE is the third most important priority?

2nd Most Important	Office of President	Office of Minister	National Assembly	Employee of Ministry/Ministerial Dep/ Implementation Agency	Local Govt.	Bilateral / Multilateral Agency	Private Sector/ Financial Sector/ Private Bank	CSO	Media	Academia/Research Institute/Think Tank	Others
Percentage of Respondents											
Rural development	0.0%	0.0%	0.0%	8.3%	6.7%	0.0%	11.1%	9.7%	8.3%	0.0%	0.0%
Education	0.0%	33.3%	0.0%	25.0%	13.3%	0.0%	33.3%	19.4%	12.5%	40.0%	0.0%
Social protection	0.0%	0.0%	0.0%	0.0%	0.0%	0.0%	0.0%	6.5%	0.0%	0.0%	0.0%
Transport	33.3%	0.0%	0.0%	16.7%	0.0%	0.0%	0.0%	3.2%	0.0%	0.0%	10.0%
Security/stabilization/reconstruction	33.3%	0.0%	0.0%	8.3%	20.0%	0.0%	22.2%	9.7%	20.8%	0.0%	10.0%
Poverty reduction*	0.0%	0.0%	50.0%	0.0%	6.7%	0.0%	0.0%	0.0%	4.2%	0.0%	0.0%
Public sector reform	0.0%	0.0%	0.0%	0.0%	0.0%	0.0%	0.0%	0.0%	0.0%	0.0%	0.0%
Regional integration	0.0%	0.0%	0.0%	0.0%	0.0%	0.0%	0.0%	0.0%	0.0%	0.0%	0.0%
Gender	0.0%	0.0%	0.0%	0.0%	0.0%	0.0%	11.1%	0.0%	0.0%	0.0%	0.0%
Domestic private sector development	0.0%	0.0%	50.0%	0.0%	0.0%	0.0%	0.0%	3.2%	8.3%	0.0%	10.0%
Foreign direct investment	0.0%	0.0%	0.0%	0.0%	0.0%	0.0%	0.0%	0.0%	8.3%	0.0%	0.0%
Water and sanitation	0.0%	0.0%	0.0%	0.0%	0.0%	0.0%	0.0%	0.0%	8.3%	0.0%	0.0%
Energy	0.0%	0.0%	0.0%	8.3%	6.7%	0.0%	11.1%	9.7%	0.0%	20.0%	0.0%
Monitoring and evaluation	0.0%	0.0%	0.0%	0.0%	0.0%	0.0%	0.0%	3.2%	0.0%	0.0%	10.0%
Public financial management	0.0%	0.0%	0.0%	0.0%	0.0%	0.0%	0.0%	0.0%	0.0%	0.0%	0.0%
Job creation/employment	0.0%	0.0%	0.0%	0.0%	0.0%	0.0%	11.1%	6.5%	4.2%	0.0%	10.0%
Governance	0.0%	0.0%	0.0%	8.3%	26.7%	0.0%	0.0%	6.5%	8.3%	40.0%	0.0%
Financial markets	0.0%	0.0%	0.0%	0.0%	0.0%	0.0%	0.0%	0.0%	0.0%	0.0%	0.0%
Urban development	0.0%	0.0%	0.0%	0.0%	0.0%	0.0%	0.0%	0.0%	0.0%	0.0%	10.0%
Environmental sustainability	0.0%	0.0%	0.0%	0.0%	0.0%	0.0%	0.0%	0.0%	0.0%	0.0%	0.0%
Equality of opportunity	0.0%	0.0%	0.0%	0.0%	0.0%	0.0%	0.0%	0.0%	0.0%	0.0%	0.0%
Health	0.0%	0.0%	0.0%	0.0%	6.7%	0.0%	0.0%	0.0%	0.0%	0.0%	0.0%
Food security	0.0%	0.0%	0.0%	0.0%	0.0%	0.0%	0.0%	0.0%	0.0%	0.0%	0.0%
Social cohesion	0.0%	0.0%	0.0%	0.0%	0.0%	0.0%	0.0%	0.0%	0.0%	0.0%	10.0%
Climate change	0.0%	0.0%	0.0%	0.0%	0.0%	0.0%	0.0%	0.0%	0.0%	0.0%	0.0%
Agricultural development	0.0%	33.3%	0.0%	8.3%	0.0%	0.0%	0.0%	3.2%	0.0%	0.0%	0.0%
Trade and exports	0.0%	0.0%	0.0%	8.3%	0.0%	0.0%	0.0%	0.0%	0.0%	0.0%	0.0%
Economic growth	0.0%	0.0%	0.0%	8.3%	0.0%	0.0%	0.0%	3.2%	4.2%	0.0%	0.0%
Law and justice	0.0%	0.0%	0.0%	0.0%	0.0%	0.0%	0.0%	9.7%	0.0%	0.0%	10.0%
Regulatory framework	0.0%	0.0%	0.0%	0.0%	0.0%	0.0%	0.0%	0.0%	0.0%	0.0%	0.0%
Communicable/non-communicable disease	0.0%	0.0%	0.0%	0.0%	0.0%	0.0%	0.0%	0.0%	0.0%	0.0%	0.0%
Basic infrastructure	0.0%	0.0%	0.0%	8.3%	0.0%	0.0%	0.0%	0.0%	4.2%	0.0%	0.0%
Local governance and institutions	0.0%	0.0%	0.0%	0.0%	6.7%	0.0%	0.0%	0.0%	0.0%	0.0%	0.0%
Natural resource management	0.0%	33.3%	0.0%	0.0%	6.7%	0.0%	0.0%	3.2%	0.0%	0.0%	0.0%
Anti corruption*	0.0%	0.0%	0.0%	0.0%	0.0%	100.0%	0.0%	3.2%	4.2%	0.0%	10.0%
Disaster management	0.0%	0.0%	0.0%	0.0%	0.0%	0.0%	0.0%	0.0%	0.0%	0.0%	0.0%
Global information and communications technology	0.0%	0.0%	0.0%	0.0%	0.0%	0.0%	0.0%	0.0%	0.0%	0.0%	0.0%

*Significantly different between stakeholder groups

A. General Issues facing Afghanistan (continued)

When considering development priorities, which ONE development priority below is the most important in Afghanistan? Which ONE is the second most important priority? Which ONE is the third most important priority?

3rd Most Important	Office of President	Office of Minister	National Assembly	Employee of Ministry/Ministerial Dep/ Implementation Agency	Local Govt.	Bilateral / Multilateral Agency	Private Sector/ Financial Sector/ Private Bank	CSO	Media	Academia/Research Institute/Think Tank	Others
Percentage of Respondents											
Rural development	0.0%	0.0%	0.0%	0.0%	0.0%	0.0%	0.0%	3.3%	12.0%	0.0%	0.0%
Education	0.0%	0.0%	0.0%	8.3%	0.0%	0.0%	0.0%	10.0%	8.0%	0.0%	0.0%
Social protection	0.0%	0.0%	0.0%	0.0%	0.0%	0.0%	11.1%	0.0%	4.0%	20.0%	0.0%
Transport	0.0%	0.0%	0.0%	0.0%	6.7%	0.0%	0.0%	3.3%	0.0%	0.0%	0.0%
Security/stabilization/reconstruction	0.0%	0.0%	0.0%	8.3%	0.0%	0.0%	0.0%	6.7%	0.0%	0.0%	20.0%
Poverty reduction	0.0%	0.0%	0.0%	8.3%	6.7%	0.0%	0.0%	0.0%	0.0%	0.0%	0.0%
Public sector reform	0.0%	0.0%	0.0%	0.0%	0.0%	0.0%	0.0%	0.0%	0.0%	0.0%	0.0%
Regional integration	0.0%	0.0%	0.0%	0.0%	0.0%	0.0%	0.0%	0.0%	0.0%	0.0%	0.0%
Gender	0.0%	0.0%	0.0%	0.0%	6.7%	0.0%	11.1%	0.0%	0.0%	0.0%	10.0%
Domestic private sector development	0.0%	0.0%	0.0%	0.0%	0.0%	0.0%	11.1%	3.3%	0.0%	0.0%	10.0%
Foreign direct investment*	0.0%	0.0%	50.0%	0.0%	0.0%	0.0%	22.2%	0.0%	0.0%	0.0%	0.0%
Water and sanitation*	50.0%	0.0%	0.0%	0.0%	0.0%	0.0%	0.0%	0.0%	0.0%	0.0%	0.0%
Energy	0.0%	33.3%	0.0%	0.0%	6.7%	0.0%	0.0%	3.3%	0.0%	0.0%	0.0%
Monitoring and evaluation*	0.0%	0.0%	0.0%	0.0%	0.0%	0.0%	0.0%	0.0%	0.0%	20.0%	0.0%
Public financial management	0.0%	0.0%	0.0%	0.0%	0.0%	0.0%	0.0%	3.3%	0.0%	0.0%	0.0%
Job creation/employment	0.0%	0.0%	0.0%	8.3%	0.0%	0.0%	0.0%	6.7%	4.0%	0.0%	0.0%
Governance	0.0%	0.0%	50.0%	0.0%	0.0%	0.0%	0.0%	6.7%	4.0%	0.0%	20.0%
Financial markets	0.0%	0.0%	0.0%	0.0%	0.0%	0.0%	0.0%	0.0%	0.0%	0.0%	0.0%
Urban development*	0.0%	0.0%	0.0%	0.0%	0.0%	0.0%	0.0%	0.0%	0.0%	20.0%	0.0%
Environmental sustainability	0.0%	0.0%	0.0%	0.0%	0.0%	0.0%	0.0%	0.0%	0.0%	0.0%	0.0%
Equality of opportunity	0.0%	0.0%	0.0%	0.0%	0.0%	0.0%	0.0%	0.0%	0.0%	0.0%	0.0%
Health*	0.0%	0.0%	0.0%	0.0%	13.3%	100.0%	0.0%	3.3%	4.0%	0.0%	0.0%
Food security*	0.0%	0.0%	0.0%	0.0%	0.0%	0.0%	0.0%	0.0%	0.0%	20.0%	0.0%
Social cohesion	0.0%	0.0%	0.0%	0.0%	0.0%	0.0%	0.0%	0.0%	0.0%	0.0%	0.0%
Climate change	0.0%	0.0%	0.0%	0.0%	0.0%	0.0%	0.0%	0.0%	0.0%	0.0%	0.0%
Agricultural development	0.0%	0.0%	0.0%	8.3%	6.7%	0.0%	11.1%	20.0%	12.0%	0.0%	0.0%
Trade and exports	0.0%	0.0%	0.0%	0.0%	6.7%	0.0%	0.0%	0.0%	4.0%	0.0%	0.0%
Economic growth	0.0%	0.0%	0.0%	8.3%	6.7%	0.0%	11.1%	0.0%	16.0%	20.0%	0.0%
Law and justice	0.0%	0.0%	0.0%	0.0%	0.0%	0.0%	11.1%	3.3%	8.0%	0.0%	0.0%
Regulatory framework	0.0%	0.0%	0.0%	0.0%	0.0%	0.0%	0.0%	0.0%	0.0%	0.0%	0.0%
Communicable/non-communicable disease	0.0%	0.0%	0.0%	0.0%	0.0%	0.0%	0.0%	0.0%	0.0%	0.0%	0.0%
Basic infrastructure	0.0%	33.3%	0.0%	8.3%	13.3%	0.0%	11.1%	0.0%	0.0%	0.0%	10.0%
Local governance and institutions	0.0%	0.0%	0.0%	0.0%	0.0%	0.0%	0.0%	0.0%	0.0%	0.0%	10.0%
Natural resource management	0.0%	0.0%	0.0%	8.3%	13.3%	0.0%	0.0%	0.0%	8.0%	0.0%	0.0%
Anti corruption	0.0%	33.3%	0.0%	25.0%	13.3%	0.0%	0.0%	26.7%	8.0%	0.0%	10.0%
Disaster management	0.0%	0.0%	0.0%	0.0%	0.0%	0.0%	0.0%	0.0%	0.0%	0.0%	0.0%
Global information and communications technology	0.0%	0.0%	0.0%	0.0%	0.0%	0.0%	0.0%	0.0%	4.0%	0.0%	0.0%

*Significantly different between stakeholder groups

A. General Issues facing Afghanistan (continued)

	Which of the following best describes your position?																																
	Office of the President			Office of Minister			National Assembly			Employee of Ministry/Ministerial Dep. /Implementation Agency			Local Government office / staff			Bilateral/Multilateral Agency			Private sector organization/Financial sector/Private Bank			Civil Society Organization			Media			Academia/Research Institute/Think tank			Other		
	N	Mean	SD	N	Mean	SD	N	Mean	SD	N	Mean	SD	N	Mean	SD	N	Mean	SD	N	Mean	SD	N	Mean	SD	N	Mean	SD	N	Mean	SD	N	Mean	SD
When thinking about the ongoing transition in Afghanistan, to what extent do you believe the transition related activities will lead to stability and lasting peace in Afghanistan?	4	4.50	2.65	6	5.50	3.51	13	6.69	2.46	37	6.86	2.28	40	6.08	2.75	11	6.09	2.47	21	6.38	2.85	67	6.01	2.98	68	6.28	2.80	19	4.47	2.46	30	4.90	3.12
When thinking about the ongoing transition in Afghanistan, to what extent do you believe the transition related activities will lead to sustainable economic growth in Afghanistan?	3	8.00	2.00	5	6.60	2.97	14	6.36	2.47	34	6.29	2.21	43	5.33	2.88	12	5.75	2.99	18	5.33	2.93	62	5.40	2.65	61	6.03	2.88	19	3.95	2.30	25	5.48	3.23

(1- To no degree at all, 10-To a very significant degree)

A. General Issues facing Afghanistan (continued)

Poverty reduction is a broad term that encompasses work in many different areas. Which THREE areas of development listed below do you believe would contribute most to reducing poverty in Afghanistan? (Choose no more than THREE)

Percentage of Respondents (Responses Combined)	Office of President	Office of Minister	National Assembly	Employee of Ministry/Ministerial Dep/ Implementation Agency	Local Govt.	Bilateral / Multilateral Agency	Private Sector/ Financial Sector/ Private Bank	CSO	Media	Academia/Research Institute/Think Tank	Others
Water and sanitation	0.0%	0.0%	11.8%	9.8%	5.8%	7.7%	0.0%	4.1%	2.7%	5.0%	3.0%
Equality of opportunity	25.0%	0.0%	23.5%	4.9%	5.8%	7.7%	13.0%	14.9%	8.0%	25.0%	15.2%
Economic growth	50.0%	57.1%	41.2%	43.9%	44.2%	46.2%	52.2%	32.4%	41.3%	20.0%	36.4%
Climate change	0.0%	0.0%	0.0%	0.0%	0.0%	0.0%	0.0%	0.0%	0.0%	0.0%	0.0%
Disaster management	0.0%	0.0%	0.0%	0.0%	0.0%	0.0%	0.0%	0.0%	1.3%	0.0%	0.0%
Regional integration*	0.0%	0.0%	0.0%	0.0%	0.0%	0.0%	8.7%	0.0%	0.0%	0.0%	0.0%
Gender*	25.0%	0.0%	17.6%	0.0%	3.8%	0.0%	8.7%	6.8%	2.7%	0.0%	0.0%
Rural development	0.0%	0.0%	0.0%	9.8%	11.5%	7.7%	4.3%	6.8%	4.0%	5.0%	15.2%
Urban development	0.0%	0.0%	0.0%	0.0%	1.9%	0.0%	13.0%	1.4%	1.3%	5.0%	6.1%
Education	25.0%	14.3%	47.1%	36.6%	34.6%	53.8%	30.4%	39.2%	40.0%	40.0%	30.3%
Regulatory framework	0.0%	0.0%	0.0%	0.0%	0.0%	7.7%	4.3%	1.4%	0.0%	0.0%	0.0%
Local governance and institutions	25.0%	0.0%	5.9%	2.4%	7.7%	7.7%	0.0%	2.7%	1.3%	0.0%	6.1%
Basic infrastructure	0.0%	14.3%	17.6%	19.5%	17.3%	7.7%	4.3%	14.9%	13.3%	15.0%	18.2%
Social protection	0.0%	14.3%	11.8%	0.0%	0.0%	7.7%	0.0%	2.7%	5.3%	10.0%	9.1%
Law and justice	0.0%	0.0%	17.6%	12.2%	0.0%	0.0%	4.3%	9.5%	8.0%	5.0%	0.0%
Transport	0.0%	14.3%	0.0%	7.3%	5.8%	15.4%	8.7%	2.7%	4.0%	10.0%	6.1%
Communicable/non-communicable disease*	0.0%	0.0%	0.0%	0.0%	0.0%	0.0%	8.7%	0.0%	0.0%	0.0%	3.0%
Security/stabilization/reconstruction	0.0%	14.3%	35.3%	46.3%	40.4%	38.5%	34.8%	41.9%	45.3%	45.0%	39.4%
Global information and communications technology	0.0%	0.0%	0.0%	2.4%	0.0%	0.0%	0.0%	0.0%	1.3%	0.0%	0.0%
Public sector reform	0.0%	0.0%	5.9%	0.0%	3.8%	0.0%	0.0%	1.4%	0.0%	0.0%	0.0%
Domestic private sector development	0.0%	14.3%	0.0%	4.9%	5.8%	7.7%	4.3%	5.4%	2.7%	5.0%	9.1%
Foreign direct investment	25.0%	0.0%	5.9%	7.3%	1.9%	7.7%	8.7%	8.1%	8.0%	0.0%	3.0%
Energy	25.0%	0.0%	11.8%	12.2%	13.5%	15.4%	17.4%	10.8%	16.0%	15.0%	9.1%
Food security*	50.0%	28.6%	0.0%	2.4%	3.8%	0.0%	4.3%	1.4%	1.3%	5.0%	0.0%
Monitoring and evaluation*	0.0%	14.3%	0.0%	0.0%	0.0%	0.0%	0.0%	0.0%	0.0%	0.0%	0.0%
Governance	0.0%	0.0%	11.8%	2.4%	3.8%	7.7%	0.0%	10.8%	8.0%	5.0%	15.2%
Social cohesion	0.0%	0.0%	0.0%	2.4%	1.9%	0.0%	4.3%	0.0%	2.7%	0.0%	3.0%
Natural resource management	0.0%	0.0%	5.9%	14.6%	13.5%	7.7%	13.0%	8.1%	13.3%	0.0%	6.1%
Environmental sustainability	0.0%	0.0%	0.0%	0.0%	0.0%	0.0%	0.0%	1.4%	1.3%	0.0%	0.0%
Health	0.0%	0.0%	0.0%	2.4%	0.0%	7.7%	13.0%	5.4%	6.7%	10.0%	6.1%
Public financial management	0.0%	0.0%	0.0%	4.9%	1.9%	0.0%	0.0%	1.4%	2.7%	0.0%	0.0%
Agricultural development*	50.0%	42.9%	0.0%	24.4%	28.8%	7.7%	13.0%	21.6%	18.7%	40.0%	9.1%
Job creation/employment	0.0%	42.9%	11.8%	14.6%	23.1%	23.1%	21.7%	17.6%	24.0%	5.0%	30.3%
Financial markets	0.0%	0.0%	0.0%	0.0%	0.0%	0.0%	0.0%	0.0%	1.3%	0.0%	3.0%
Trade and exports	0.0%	14.3%	0.0%	2.4%	5.8%	0.0%	0.0%	4.1%	5.3%	5.0%	0.0%
Anti corruption	0.0%	14.3%	11.8%	9.8%	9.6%	7.7%	4.3%	16.2%	8.0%	25.0%	12.1%

*Significantly different between stakeholder groups

A. General Issues facing Afghanistan (continued)

Economic growth can be driven by a number of factors. Which THREE areas below do you believe would contribute most to generating economic growth in Afghanistan? (Choose no more than THREE)

Percentage of Respondents (Responses Combined)	Office of President	Office of Minister	National Assembly	Employee of Ministry/Ministerial Dep/ Implementation Agency	Local Govt.	Bilateral / Multilateral Agency	Private Sector/ Financial Sector/ Private Bank	CSO	Media	Academia/Research Institute/Think Tank	Others
Energy*	100.0%	16.7%	52.9%	42.5%	65.4%	41.7%	43.5%	40.0%	37.3%	35.0%	39.4%
Equality of opportunity	0.0%	0.0%	0.0%	7.5%	5.8%	8.3%	13.0%	5.3%	6.7%	10.0%	9.1%
Social protection	0.0%	16.7%	0.0%	7.5%	0.0%	0.0%	8.7%	8.0%	5.3%	5.0%	0.0%
Climate change*	0.0%	0.0%	0.0%	0.0%	0.0%	8.3%	0.0%	0.0%	0.0%	0.0%	0.0%
Anti corruption	0.0%	16.7%	11.8%	27.5%	23.1%	50.0%	21.7%	32.0%	32.0%	30.0%	30.3%
Disaster management	0.0%	0.0%	0.0%	0.0%	0.0%	0.0%	0.0%	0.0%	0.0%	0.0%	3.0%
Rural development	0.0%	0.0%	5.9%	7.5%	1.9%	8.3%	4.3%	9.3%	9.3%	10.0%	3.0%
Foreign direct investment	0.0%	16.7%	11.8%	10.0%	21.2%	8.3%	17.4%	14.7%	12.0%	10.0%	9.1%
Urban development	0.0%	0.0%	0.0%	0.0%	1.9%	0.0%	4.3%	1.3%	0.0%	10.0%	0.0%
Water and sanitation	0.0%	0.0%	0.0%	5.0%	1.9%	8.3%	4.3%	2.7%	1.3%	0.0%	6.1%
Education	75.0%	50.0%	52.9%	27.5%	19.2%	16.7%	21.7%	34.7%	28.0%	35.0%	24.2%
Global information and communications technology*	0.0%	0.0%	5.9%	2.5%	1.9%	16.7%	0.0%	0.0%	0.0%	0.0%	0.0%
Regulatory framework	0.0%	0.0%	0.0%	0.0%	0.0%	0.0%	0.0%	0.0%	0.0%	0.0%	0.0%
Communicable/non-communicable disease	0.0%	0.0%	0.0%	0.0%	1.9%	8.3%	0.0%	0.0%	1.3%	0.0%	3.0%
Trade and exports	0.0%	33.3%	17.6%	15.0%	21.2%	16.7%	43.5%	17.3%	14.7%	5.0%	18.2%
Social cohesion	0.0%	16.7%	5.9%	2.5%	3.8%	0.0%	4.3%	2.7%	4.0%	5.0%	6.1%
Public sector reform	0.0%	0.0%	0.0%	5.0%	3.8%	0.0%	0.0%	1.3%	4.0%	0.0%	0.0%
Regional integration	0.0%	0.0%	0.0%	0.0%	0.0%	0.0%	0.0%	0.0%	0.0%	0.0%	0.0%
Domestic private sector development	0.0%	0.0%	0.0%	7.5%	5.8%	8.3%	0.0%	9.3%	1.3%	5.0%	3.0%
Job creation/employment	0.0%	16.7%	17.6%	17.5%	9.6%	0.0%	8.7%	12.0%	17.3%	5.0%	30.3%
Agricultural development	25.0%	33.3%	23.5%	12.5%	21.2%	16.7%	13.0%	21.3%	21.3%	45.0%	21.2%
Food security	0.0%	0.0%	0.0%	2.5%	1.9%	0.0%	4.3%	0.0%	2.7%	0.0%	0.0%
Governance	0.0%	16.7%	17.6%	0.0%	3.8%	0.0%	8.7%	2.7%	8.0%	5.0%	15.2%
Transport	0.0%	16.7%	11.8%	5.0%	7.7%	8.3%	4.3%	10.7%	6.7%	5.0%	6.1%
Security/stabilization/reconstruction	25.0%	16.7%	5.9%	40.0%	28.8%	41.7%	26.1%	38.7%	33.3%	50.0%	27.3%
Monitoring and evaluation	0.0%	0.0%	0.0%	2.5%	1.9%	0.0%	0.0%	0.0%	1.3%	5.0%	3.0%
Gender	0.0%	0.0%	0.0%	5.0%	1.9%	8.3%	0.0%	1.3%	0.0%	0.0%	3.0%
Natural resource management	0.0%	16.7%	17.6%	20.0%	23.1%	16.7%	8.7%	10.7%	9.3%	10.0%	9.1%
Environmental sustainability	0.0%	0.0%	0.0%	0.0%	0.0%	0.0%	0.0%	0.0%	1.3%	0.0%	3.0%
Health	0.0%	0.0%	5.9%	2.5%	0.0%	0.0%	8.7%	2.7%	4.0%	0.0%	0.0%
Basic infrastructure	0.0%	0.0%	17.6%	22.5%	13.5%	0.0%	8.7%	5.3%	14.7%	10.0%	18.2%
Law and justice	25.0%	16.7%	5.9%	2.5%	0.0%	8.3%	8.7%	4.0%	6.7%	5.0%	3.0%
Local governance and institutions	0.0%	0.0%	5.9%	0.0%	7.7%	0.0%	4.3%	1.3%	4.0%	0.0%	0.0%
Public financial management	0.0%	0.0%	0.0%	0.0%	0.0%	0.0%	8.7%	2.7%	8.0%	0.0%	0.0%
Financial markets*	50.0%	0.0%	0.0%	0.0%	0.0%	0.0%	0.0%	4.0%	4.0%	0.0%	3.0%

*Significantly different between stakeholder groups

B. Overall Attitudes toward the World Bank

	Which of the following best describes your position?																																
	Office of the President			Office of Minister			National Assembly			Employee of Ministry/Ministerial Dep. /Implementation Agency			Local Government office / staff			Bilateral/Multilateral Agency			Private sector organization/Financial sector/Private Bank			Civil Society Organization			Media			Academia/Research Institute/Think tank			Other		
	N	Mean	SD	N	Mean	SD	N	Mean	SD	N	Mean	SD	N	Mean	SD	N	Mean	SD	N	Mean	SD	N	Mean	SD	N	Mean	SD	N	Mean	SD			
How familiar are you with the work of the World Bank in Afghanistan?	4	9.00	2.00	7	7.57	2.30	15	4.93	3.03	41	6.76	2.59	52	5.67	2.87	13	5.46	2.07	23	6.26	2.75	75	5.56	2.86	75	5.69	3.02	20	6.85	2.72	35	5.83	2.73

(1-Not familiar at all, 10-Extremely familiar);

	Which of the following best describes your position?																																
	Office of the President			Office of Minister			National Assembly			Employee of Ministry/Ministerial Dep. /Implementation Agency			Local Government office / staff			Bilateral/Multilateral Agency			Private sector organization/Financial sector/Private Bank			Civil Society Organization			Media			Academia/Research Institute/Think tank			Other		
	N	Mean	SD	N	Mean	SD	N	Mean	SD	N	Mean	SD	N	Mean	SD	N	Mean	SD	N	Mean	SD	N	Mean	SD	N	Mean	SD	N	Mean	SD	N	Mean	SD
Overall, please rate your impression of the World Bank's effectiveness in Afghanistan.	3	10.00	0.00	6	7.33	3.67	14	5.93	3.27	39	8.69	1.62	46	7.46	2.58	13	7.69	1.89	21	7.14	2.54	68	7.35	2.62	64	7.36	2.53	19	7.42	3.11	31	7.77	2.35

(1-Not effective at all, 10-Very effective)

To what extent do you agree with the following statements about the World Bank in Afghanistan, on a ten point scale? (1-Strongly disagree, 10-Strongly agree)

	Which of the following best describes your position?																																
	Office of the President			Office of Minister			National Assembly			Employee of Ministry/Ministerial Dep. /Implementation Agency			Local Government office / staff			Bilateral/Multilateral Agency			Private sector organization/Financial sector/Private Bank			Civil Society Organization			Media			Academia/Research Institute/Think tank			Other		
	N	Mean	SD	N	Mean	SD	N	Mean	SD	N	Mean	SD	N	Mean	SD	N	Mean	SD	N	Mean	SD	N	Mean	SD	N	Mean	SD	N	Mean	SD	N	Mean	SD
The World Bank's staff is well prepared to help Afghanistan solve its most complicated development challenges.	4	9.50	1.00	7	6.29	3.04	13	5.38	3.45	37	7.76	2.39	40	7.05	2.84	8	7.13	1.81	20	7.30	2.13	60	6.80	2.94	60	6.48	2.86	18	5.94	2.98	29	7.31	3.14
The World Bank's financial instruments meet the needs of Afghanistan.	4	9.00	2.00	7	6.43	3.21	15	6.00	3.63	39	7.87	2.50	47	7.11	2.58	12	7.83	1.64	23	7.83	2.23	69	6.86	3.12	67	6.84	3.09	20	6.95	3.17	33	7.15	2.74
The World Bank meets Afghanistan's needs for knowledge services.*	4	9.25	1.50	6	5.83	3.06	13	4.08	2.96	37	6.86	2.78	42	6.81	2.62	13	7.23	2.35	19	6.84	2.54	63	5.86	2.96	60	6.18	3.08	18	5.89	2.45	28	6.71	2.73

*Significantly different between stakeholder groups

B. Overall Attitudes toward the World Bank (continued)

When thinking about how the World Bank can have the most impact on development results in Afghanistan, in which sectoral areas do you believe the World Bank should focus most of its attention and resources in Afghanistan? (Choose no more than THREE)

Percentage of Respondents (Responses Combined)	Office of President	Office of Minister	National Assembly	Employee of Ministry/Ministerial Dep/ Implementation Agency	Local Govt.	Bilateral / Multilateral Agency	Private Sector/ Financial Sector/ Private Bank	CSO	Media	Academia/Research Institute/Think Tank	Others
Rural development*	25.0%	12.5%	17.6%	15.0%	26.0%	25.0%	8.7%	28.8%	6.7%	5.0%	16.7%
Education	0.0%	50.0%	58.8%	50.0%	44.0%	58.3%	56.5%	57.5%	46.7%	65.0%	50.0%
Governance	0.0%	12.5%	17.6%	5.0%	20.0%	41.7%	13.0%	21.9%	17.3%	25.0%	13.3%
Security/stabilization/reconstruction	0.0%	37.5%	23.5%	35.0%	48.0%	41.7%	43.5%	47.9%	50.7%	55.0%	40.0%
Social protection	0.0%	12.5%	0.0%	2.5%	0.0%	16.7%	0.0%	1.4%	2.7%	0.0%	3.3%
Transport	0.0%	0.0%	5.9%	7.5%	16.0%	0.0%	13.0%	5.5%	9.3%	10.0%	6.7%
Poverty reduction	0.0%	0.0%	11.8%	7.5%	6.0%	16.7%	4.3%	9.6%	16.0%	10.0%	10.0%
Public sector reform	0.0%	0.0%	5.9%	2.5%	0.0%	0.0%	8.7%	0.0%	1.3%	0.0%	0.0%
Regional integration	0.0%	0.0%	0.0%	0.0%	0.0%	0.0%	4.3%	0.0%	1.3%	0.0%	3.3%
Gender*	50.0%	0.0%	5.9%	5.0%	0.0%	0.0%	4.3%	2.7%	0.0%	0.0%	13.3%
Domestic private sector development	0.0%	0.0%	0.0%	2.5%	4.0%	0.0%	8.7%	1.4%	6.7%	5.0%	10.0%
Foreign direct investment	25.0%	0.0%	5.9%	2.5%	0.0%	8.3%	4.3%	5.5%	1.3%	10.0%	6.7%
Water and sanitation	0.0%	0.0%	5.9%	5.0%	2.0%	0.0%	13.0%	1.4%	1.3%	5.0%	3.3%
Energy	25.0%	12.5%	29.4%	20.0%	18.0%	16.7%	13.0%	20.5%	18.7%	10.0%	6.7%
Monitoring and evaluation	0.0%	0.0%	5.9%	0.0%	0.0%	8.3%	4.3%	2.7%	1.3%	0.0%	3.3%
Social cohesion*	0.0%	25.0%	0.0%	2.5%	2.0%	0.0%	0.0%	1.4%	4.0%	0.0%	0.0%
Public financial management	0.0%	0.0%	0.0%	0.0%	0.0%	0.0%	4.3%	4.1%	2.7%	5.0%	0.0%
Job creation/employment	25.0%	25.0%	17.6%	12.5%	12.0%	8.3%	8.7%	13.7%	5.3%	5.0%	10.0%
Financial markets	0.0%	0.0%	0.0%	7.5%	0.0%	8.3%	4.3%	1.4%	1.3%	0.0%	0.0%
Urban development	0.0%	0.0%	0.0%	5.0%	0.0%	0.0%	0.0%	0.0%	0.0%	5.0%	3.3%
Environmental sustainability	0.0%	0.0%	0.0%	2.5%	2.0%	0.0%	4.3%	0.0%	1.3%	0.0%	0.0%
Equality of opportunity*	0.0%	0.0%	11.8%	5.0%	0.0%	0.0%	0.0%	2.7%	0.0%	15.0%	6.7%
Health	0.0%	0.0%	11.8%	5.0%	6.0%	8.3%	4.3%	9.6%	8.0%	15.0%	16.7%
Food security*	50.0%	0.0%	0.0%	2.5%	4.0%	0.0%	8.7%	0.0%	1.3%	0.0%	0.0%
Climate change	0.0%	0.0%	0.0%	0.0%	0.0%	0.0%	4.3%	0.0%	0.0%	0.0%	0.0%
Agricultural development	25.0%	12.5%	23.5%	20.0%	18.0%	8.3%	8.7%	8.2%	16.0%	25.0%	10.0%
Trade and exports	0.0%	0.0%	0.0%	10.0%	6.0%	0.0%	4.3%	2.7%	2.7%	0.0%	0.0%
Economic growth*	25.0%	12.5%	11.8%	22.5%	16.0%	8.3%	13.0%	13.7%	32.0%	0.0%	13.3%
Law and justice*	50.0%	25.0%	0.0%	0.0%	2.0%	0.0%	13.0%	4.1%	5.3%	10.0%	10.0%
Local governance and institutions	0.0%	12.5%	0.0%	0.0%	2.0%	8.3%	0.0%	2.7%	4.0%	0.0%	3.3%
Regulatory framework	0.0%	0.0%	0.0%	0.0%	0.0%	0.0%	0.0%	0.0%	0.0%	0.0%	0.0%
Communicable/non-communicable disease	0.0%	0.0%	0.0%	2.5%	2.0%	0.0%	0.0%	0.0%	0.0%	0.0%	0.0%
Basic infrastructure	0.0%	37.5%	5.9%	15.0%	20.0%	0.0%	0.0%	11.0%	14.7%	5.0%	13.3%
Natural resource management	0.0%	0.0%	17.6%	7.5%	4.0%	8.3%	8.7%	4.1%	5.3%	5.0%	10.0%
Anti corruption	0.0%	12.5%	5.9%	15.0%	14.0%	8.3%	8.7%	11.0%	13.3%	10.0%	16.7%
Disaster management	0.0%	0.0%	0.0%	0.0%	0.0%	0.0%	4.3%	0.0%	0.0%	0.0%	0.0%
Global information and communications technology	0.0%	0.0%	0.0%	2.5%	0.0%	0.0%	0.0%	1.4%	1.3%	0.0%	0.0%

*Significantly different between stakeholder groups

B. Overall Attitudes toward the World Bank (continued)

When thinking about the World Bank's role, which activity do you believe is of greatest VALUE and which activity is of second greatest value in Afghanistan?

Greatest Value	Office of President	Office of Minister	National Assembly	Employee of Ministry/Ministerial Dep/ Implementation Agency	Local Govt.	Bilateral / Multilateral Agency	Private Sector/ Financial Sector/ Private Bank	CSO	Media	Academia/Research Institute/Think Tank	Others
Percentage of Respondents											
Financial resources	66.7%	50.0%	66.7%	37.5%	38.1%	50.0%	33.3%	37.9%	40.0%	28.6%	23.5%
Mobilizing third party financial resources	0.0%	50.0%	0.0%	6.3%	23.8%	25.0%	8.3%	24.1%	16.7%	42.9%	17.6%
Technical assistance	0.0%	0.0%	0.0%	0.0%	0.0%	0.0%	8.3%	6.9%	6.7%	0.0%	17.6%
Policy advice	33.3%	0.0%	0.0%	0.0%	4.8%	0.0%	8.3%	6.9%	3.3%	14.3%	0.0%
Donor coordination	0.0%	0.0%	33.3%	18.8%	9.5%	0.0%	25.0%	10.3%	20.0%	0.0%	0.0%
Data	0.0%	0.0%	0.0%	0.0%	0.0%	0.0%	0.0%	0.0%	0.0%	0.0%	5.9%
Training/capacity building	0.0%	0.0%	0.0%	18.8%	14.3%	25.0%	16.7%	10.3%	6.7%	0.0%	23.5%
Studies/analyses	0.0%	0.0%	0.0%	0.0%	0.0%	0.0%	0.0%	0.0%	0.0%	0.0%	0.0%
Convening/facilitating	0.0%	0.0%	0.0%	0.0%	0.0%	0.0%	0.0%	0.0%	0.0%	0.0%	0.0%
Linkage to non-Bank expertise (e.g., South-South knowledge sharing)	0.0%	0.0%	0.0%	0.0%	0.0%	0.0%	0.0%	0.0%	0.0%	0.0%	0.0%
Strategy formulation (e.g., ANDS assistance)	0.0%	0.0%	0.0%	18.8%	9.5%	0.0%	0.0%	3.4%	6.7%	0.0%	11.8%
Other*	0.0%	0.0%	0.0%	0.0%	0.0%	0.0%	0.0%	0.0%	0.0%	14.3%	0.0%

*Significantly different between stakeholder groups

When thinking about the World Bank's role, which activity do you believe is of greatest VALUE and which activity is of second greatest value in Afghanistan?

2nd Greatest Value	Office of President	Office of Minister	National Assembly	Employee of Ministry/Ministerial Dep/ Implementation Agency	Local Govt.	Bilateral / Multilateral Agency	Private Sector/ Financial Sector/ Private Bank	CSO	Media	Academia/Research Institute/Think Tank	Others
Percentage of Respondents											
Financial resources	0.0%	0.0%	0.0%	26.7%	20.0%	0.0%	0.0%	17.9%	0.0%	16.7%	20.0%
Mobilizing third party financial resources	0.0%	50.0%	0.0%	20.0%	10.0%	0.0%	8.3%	17.9%	15.2%	33.3%	13.3%
Technical assistance	0.0%	0.0%	0.0%	6.7%	5.0%	0.0%	8.3%	3.6%	12.1%	16.7%	6.7%
Policy advice*	0.0%	0.0%	33.3%	0.0%	0.0%	0.0%	25.0%	3.6%	3.0%	0.0%	6.7%
Donor coordination*	0.0%	50.0%	0.0%	13.3%	5.0%	33.3%	25.0%	0.0%	3.0%	0.0%	33.3%
Data	0.0%	0.0%	0.0%	0.0%	0.0%	0.0%	0.0%	3.6%	0.0%	0.0%	6.7%
Training/capacity building*	100.0%	0.0%	66.7%	6.7%	30.0%	0.0%	0.0%	32.1%	21.2%	16.7%	0.0%
Studies/analyses	0.0%	0.0%	0.0%	0.0%	0.0%	33.3%	8.3%	3.6%	3.0%	0.0%	0.0%
Convening/facilitating	0.0%	0.0%	0.0%	0.0%	0.0%	0.0%	8.3%	0.0%	3.0%	0.0%	0.0%
Linkage to non-Bank expertise (e.g., South-South knowledge sharing)	0.0%	0.0%	0.0%	0.0%	5.0%	0.0%	0.0%	0.0%	15.2%	16.7%	0.0%
Strategy formulation (e.g., ANDS assistance)	0.0%	0.0%	0.0%	20.0%	15.0%	33.3%	16.7%	14.3%	15.2%	0.0%	0.0%
Other	0.0%	0.0%	0.0%	6.7%	5.0%	0.0%	0.0%	3.6%	6.1%	0.0%	6.7%

*Significantly different between stakeholder groups

B. Overall Attitudes toward the World Bank (continued)

Which of the following do you identify as the World Bank's greatest WEAKNESSES in its work in Afghanistan? (Choose no more than TWO)

Percentage of Respondents (Responses Combined)	Office of President	Office of Minister	National Assembly	Employee of Ministry/Ministerial Dep/ Implementation Agency	Local Govt.	Bilateral / Multilateral Agency	Private Sector/ Financial Sector/ Private Bank	CSO	Media	Academia/Research Institute/Think Tank	Others
Imposing technocratic solutions without regard to political realities	0.0%	16.7%	12.5%	22.0%	21.4%	16.7%	9.1%	20.9%	11.4%	22.2%	6.7%
Not exploring alternative policy options*	0.0%	16.7%	37.5%	4.9%	9.5%	16.7%	36.4%	19.4%	15.7%	27.8%	30.0%
Too bureaucratic in its operational policies and procedures	0.0%	33.3%	18.8%	4.9%	19.0%	8.3%	9.1%	10.4%	2.9%	16.7%	10.0%
Staff too inaccessible	33.3%	0.0%	12.5%	9.8%	11.9%	8.3%	18.2%	20.9%	25.7%	11.1%	3.3%
Arrogant in its approach*	66.7%	16.7%	0.0%	4.9%	4.8%	25.0%	4.5%	7.5%	7.1%	0.0%	10.0%
Not client focused	0.0%	16.7%	18.8%	2.4%	2.4%	16.7%	9.1%	4.5%	7.1%	5.6%	10.0%
The credibility of its knowledge/data	0.0%	0.0%	12.5%	9.8%	4.8%	8.3%	18.2%	6.0%	8.6%	16.7%	6.7%
Not willing to honestly criticize policies and reform efforts in the country	66.7%	33.3%	18.8%	19.5%	11.9%	8.3%	27.3%	13.4%	11.4%	16.7%	10.0%
Too influenced by developed countries	0.0%	16.7%	6.3%	17.1%	26.2%	8.3%	9.1%	16.4%	14.3%	22.2%	26.7%
Not enough public disclosure of its work	33.3%	0.0%	25.0%	14.6%	14.3%	16.7%	4.5%	14.9%	21.4%	5.6%	33.3%
World Bank processes too slow and complex	0.0%	50.0%	6.3%	26.8%	31.0%	8.3%	13.6%	17.9%	17.1%	22.2%	13.3%
Not aligned with country priorities	0.0%	0.0%	18.8%	36.6%	35.7%	33.3%	36.4%	28.4%	27.1%	27.8%	26.7%
Not aligned with other donors' work	0.0%	0.0%	12.5%	9.8%	2.4%	0.0%	13.6%	6.0%	14.3%	5.6%	10.0%
Not collaborating enough with non-state actors	0.0%	0.0%	6.3%	7.3%	7.1%	8.3%	0.0%	10.4%	10.0%	0.0%	6.7%
Other	0.0%	0.0%	0.0%	4.9%	2.4%	8.3%	0.0%	3.0%	2.9%	5.6%	3.3%

*Significantly different between stakeholder groups

Which World Bank instruments do you believe are the MOST effective in reducing poverty in Afghanistan? (Choose no more than TWO)

Percentage of Respondents (Responses Combined)	Office of President	Office of Minister	National Assembly	Employee of Ministry/Ministerial Dep/ Implementation Agency	Local Govt.	Bilateral / Multilateral Agency	Private Sector/ Financial Sector/ Private Bank	CSO	Media	Academia/Research Institute/Think Tank	Others
Investment lending	75.0%	85.7%	64.7%	66.7%	67.3%	53.8%	59.1%	65.8%	63.2%	60.0%	67.6%
Capacity development	25.0%	42.9%	35.3%	35.7%	48.1%	30.8%	40.9%	34.2%	44.7%	45.0%	44.1%
Policy based lending/ budget support to the Government	50.0%	28.6%	23.5%	40.5%	25.0%	30.8%	54.5%	32.9%	32.9%	20.0%	29.4%
Analytical work	0.0%	0.0%	11.8%	14.3%	5.8%	23.1%	0.0%	6.8%	3.9%	5.0%	5.9%
Technical assistance	0.0%	14.3%	29.4%	21.4%	7.7%	0.0%	4.5%	15.1%	15.8%	20.0%	11.8%
Trust Fund management	0.0%	0.0%	11.8%	2.4%	9.6%	23.1%	13.6%	11.0%	10.5%	10.0%	17.6%
Co-financing arrangements	50.0%	14.3%	23.5%	19.0%	17.3%	23.1%	27.3%	20.5%	13.2%	20.0%	11.8%
Don't know	0.0%	0.0%	0.0%	0.0%	9.6%	15.4%	0.0%	5.5%	9.2%	10.0%	2.9%

B. Overall Attitudes toward the World Bank (continued)

Which World Bank instruments do you believe are LEAST effective in helping to reduce poverty in Afghanistan? (Choose no more than TWO)

Percentage of Respondents (Responses Combined)	Office of President	Office of Minister	National Assembly	Employee of Ministry/Ministerial Dep/ Implementation Agency	Local Govt.	Bilateral / Multilateral Agency	Private Sector/ Financial Sector/ Private Bank	CSO	Media	Academia/Research Institute/Think Tank	Others
Investment lending	50.0%	16.7%	41.2%	26.8%	12.0%	10.0%	21.7%	16.4%	19.4%	13.3%	11.8%
Capacity development	75.0%	16.7%	23.5%	24.4%	24.0%	10.0%	21.7%	16.4%	20.8%	20.0%	14.7%
Policy based lending/ budget support to the Government	0.0%	0.0%	17.6%	17.1%	12.0%	20.0%	13.0%	12.3%	8.3%	13.3%	20.6%
Analytical work	0.0%	50.0%	29.4%	36.6%	44.0%	50.0%	43.5%	32.9%	37.5%	26.7%	23.5%
Technical assistance	25.0%	16.7%	5.9%	26.8%	22.0%	30.0%	17.4%	20.5%	23.6%	26.7%	20.6%
Trust Fund management	0.0%	66.7%	23.5%	19.5%	18.0%	40.0%	21.7%	26.0%	18.1%	13.3%	17.6%
Co-financing arrangements *	50.0%	0.0%	29.4%	4.9%	14.0%	10.0%	17.4%	23.3%	9.7%	13.3%	32.4%
Don't know	0.0%	16.7%	11.8%	24.4%	30.0%	20.0%	26.1%	23.3%	37.5%	40.0%	26.5%

*Significantly different between stakeholder groups

To what extent do you believe... (1-To no degree at all, 10-To a very significant degree)

	Which of the following best describes your position?																																
	Office of the President			Office of Minister			National Assembly			Employee of Ministry/Ministerial Dep. /Implementation Agency			Local Government office / staff			Bilateral/Multilateral Agency			Private sector organization/Financial sector/Private Bank			Civil Society Organization			Media			Academia/Research Institute/Think tank			Other		
	N	Mean	SD	N	Mean	SD	N	Mean	SD	N	Mean	SD	N	Mean	SD	N	Mean	SD	N	Mean	SD	N	Mean	SD	N	Mean	SD	N	Mean	SD			
The World Bank SHOULD seek to influence the global development agenda, on a ten point scale?	4	6.75	4.27	7	9.14	1.57	13	6.38	3.40	37	7.54	2.71	42	6.88	2.86	12	7.75	2.73	20	7.90	2.57	64	7.02	3.04	62	7.66	2.87	18	7.17	3.01	30	8.73	1.60
The World Bank DOES seek to influence the global development agenda, on a ten point scale?	4	3.25	2.63	7	4.86	3.76	12	5.50	3.18	39	7.28	2.67	40	6.28	2.86	13	7.08	2.60	18	6.83	2.94	59	6.78	2.91	56	5.84	2.87	17	6.65	2.76	25	6.36	2.81

In addition to the regular relations with the national government as its main interlocutor, which TWO of the following groups should the World Bank collaborate with more in your country to ensure better development results there? (Choose no more than TWO)

Percentage of Respondents (Responses Combined)	Office of President	Office of Minister	National Assembly	Employee of Ministry/Ministerial Dep/ Implementation Agency	Local Govt.	Bilateral / Multilateral Agency	Private Sector/ Financial Sector/ Private Bank	CSO	Media	Academia/Research Institute/Think Tank	Others
NGOs	25.0%	42.9%	31.3%	17.5%	20.8%	33.3%	17.4%	33.8%	19.2%	5.0%	9.1%
Local Government	0.0%	42.9%	12.5%	37.5%	43.8%	33.3%	26.1%	23.9%	24.7%	20.0%	36.4%
Beneficiaries	50.0%	0.0%	12.5%	22.5%	10.4%	16.7%	26.1%	12.7%	12.3%	35.0%	21.2%
Private sector	0.0%	28.6%	31.3%	22.5%	29.2%	33.3%	34.8%	29.6%	19.2%	20.0%	9.1%
Community Development Councils (CDCs)	0.0%	14.3%	25.0%	30.0%	25.0%	16.7%	39.1%	22.5%	12.3%	20.0%	24.2%
Donor community	0.0%	14.3%	12.5%	7.5%	8.3%	8.3%	4.3%	7.0%	8.2%	10.0%	6.1%
Foundations	0.0%	0.0%	6.3%	5.0%	10.4%	8.3%	0.0%	15.5%	9.6%	10.0%	3.0%
Academia/think tanks/research institutes	0.0%	0.0%	6.3%	12.5%	4.2%	0.0%	17.4%	7.0%	8.2%	25.0%	15.2%
Parliament	25.0%	14.3%	25.0%	7.5%	6.3%	8.3%	4.3%	9.9%	11.0%	20.0%	9.1%
Media*	50.0%	0.0%	18.8%	7.5%	16.7%	0.0%	17.4%	15.5%	39.7%	25.0%	12.1%
Emerging donors	0.0%	0.0%	6.3%	5.0%	2.1%	8.3%	0.0%	2.8%	1.4%	0.0%	6.1%
UN agencies*	50.0%	28.6%	12.5%	7.5%	14.6%	33.3%	0.0%	7.0%	19.2%	5.0%	15.2%
International Security Assistance Force (ISAF)	0.0%	0.0%	0.0%	2.5%	0.0%	0.0%	13.0%	5.6%	6.8%	0.0%	6.1%
Regional organizations (e.g., SAARC, ECO)	0.0%	14.3%	6.3%	7.5%	6.3%	0.0%	0.0%	1.4%	2.7%	0.0%	0.0%
Other*	0.0%	0.0%	0.0%	7.5%	0.0%	0.0%	0.0%	2.8%	2.7%	0.0%	15.2%

*Significantly different between stakeholder groups

B. Overall Attitudes toward the World Bank (continued)

To what extent do you agree with the following statements about the World Bank's work in Afghanistan, on a ten point scale? (1-Strongly disagree, 10-Strongly agree)

	Which of the following best describes your position?																																
	Office of the President			Office of Minister			National Assembly			Employee of Ministry/Ministerial Dep. /Implementation Agency			Local Government office / staff			Bilateral/Multilateral Agency			Private sector organization/Financial sector/Private Bank			Civil Society Organization			Media			Academia/Research Institute/Think tank			Other		
	N	Mean	SD	N	Mean	SD	N	Mean	SD	N	Mean	SD	N	Mean	SD	N	Mean	SD	N	Mean	SD	N	Mean	SD	N	Mean	SD	N	Mean	SD	N	Mean	SD
Overall the World Bank currently plays a relevant role in development in Afghanistan	4	8.50	1.91	7	6.86	2.27	14	6.36	3.05	41	8.34	2.38	46	7.48	2.93	13	8.15	2.08	22	8.09	2.62	71	7.32	3.01	70	7.83	2.77	18	6.72	2.93	30	8.23	2.25
The World Bank's work is aligned with what I consider the development priorities for this country	2	7.50	2.12	6	6.17	1.94	15	5.73	2.81	39	7.44	2.51	43	5.91	2.93	12	7.25	2.83	21	7.10	2.70	63	6.22	3.18	63	6.22	3.04	17	5.59	2.98	29	6.86	3.00
The World Bank supports programs and strategies that are realistic for Afghanistan	2	6.50	3.54	6	6.67	1.21	12	4.83	1.95	37	7.41	2.58	40	5.95	2.95	11	6.18	2.48	20	6.70	2.60	57	6.26	2.76	59	5.78	2.98	16	5.25	2.49	28	7.00	2.75
The World Bank treats clients and stakeholders in Afghanistan with respect	4	9.50	1.00	6	7.33	2.07	11	5.64	2.94	36	8.17	2.60	41	7.34	2.82	10	8.30	1.83	17	8.41	1.97	54	7.33	3.19	50	7.10	3.14	13	6.23	3.44	26	6.77	2.98

To what extent is the World Bank an effective development partner in Afghanistan in terms of ..., on a ten point scale? (1-To no degree at all, 10- To a very significant degree)

	Which of the following best describes your position?																																
	Office of the President			Office of Minister			National Assembly			Employee of Ministry/Ministerial Dep. /Implementation Agency			Local Government office / staff			Bilateral/Multilateral Agency			Private sector organization/Financial sector/Private Bank			Civil Society Organization			Media			Academia/Research Institute/Think tank			Other		
	N	Mean	SD	N	Mean	SD	N	Mean	SD	N	Mean	SD	N	Mean	SD	N	Mean	SD	N	Mean	SD	N	Mean	SD	N	Mean	SD	N	Mean	SD	N	Mean	SD
Follow up and follow through	3	9.00	1.7	7	7.6	2.4	11	5.00	3.8	31	6.77	2.9	34	6.03	2.8	10	4.70	3.1	15	6.87	2.7	51	5.45	3.1	55	5.64	3.3	13	5.92	1.8	25	6.24	3.3
Responsiveness	2	5.00	1.4	6	7.83	1.9	11	3.64	3.6	30	7.27	2.5	31	5.81	3.0	8	7.00	3.2	16	6.38	2.9	47	5.94	3.0	52	5.71	3.1	11	6.09	2.8	24	6.29	2.3
Flexibility (in terms of the institution's products and services)	2	5.50	0.7	6	7.67	2.4	10	4.70	3.4	30	6.63	2.8	35	6.34	2.8	9	7.44	2.8	18	6.89	3.2	48	5.81	3.1	48	6.38	2.6	12	5.67	1.8	24	7.08	2.5
Flexibility (in terms of changing country circumstances)	4	7.25	3.8	6	6.50	2.2	8	4.88	3.9	32	7.00	2.4	30	5.70	2.8	9	8.22	2.3	16	6.88	2.7	41	6.00	2.8	47	5.91	2.7	11	5.91	2.3	21	5.76	1.9
Being inclusive	2	5.50	3.5	6	6.67	2.4	11	5.27	3.4	33	7.36	2.6	35	5.74	3.0	12	5.67	3.1	16	6.63	2.5	45	5.60	2.9	52	5.96	3.2	13	5.62	3.0	24	7.21	2.2
Openness (sharing data and other information)	1	8.00		5	7.20	1.9	9	5.67	3.0	32	6.66	2.8	32	6.03	3.1	10	6.20	2.7	14	6.29	2.7	45	5.93	3.2	49	6.59	2.9	13	5.85	2.5	23	6.43	2.7
Staff accessibility	2	7.00	2.8	5	5.40	1.1	9	3.78	2.9	28	6.93	2.9	35	6.00	3.3	11	6.09	3.0	16	6.25	3.0	47	4.94	3.3	50	5.58	3.1	13	5.23	2.2	24	5.54	2.9
Straightforwardness and honesty *	3	9.33	1.2	6	6.67	2.4	10	4.20	3.6	28	7.71	2.5	31	6.58	2.8	9	6.00	3.3	17	7.24	2.6	47	6.68	2.9	47	6.00	3.1	11	5.91	2.5	26	7.42	2.2
Collaboration with groups outside of the Government *	2	3.50	3.5	5	6.20	0.4	10	3.60	2.5	30	7.63	2.7	30	5.73	2.9	10	7.00	3.0	18	6.00	2.5	49	6.43	3.1	53	6.13	3.1	12	6.75	2.2	21	6.48	2.3
Collaboration with the Government	2	7.50	3.5	5	6.20	1.3	12	6.08	3.7	33	7.48	2.5	33	7.42	2.7	9	7.44	3.0	17	7.06	2.6	50	6.70	2.9	60	7.38	2.8	13	7.69	2.6	29	7.86	2.3
Collaboration with other donors	2	2.50	0.7	5	7.40	0.9	10	6.00	3.2	32	7.34	2.8	31	6.42	3.0	8	8.75	1.6	18	7.50	2.6	46	7.22	2.9	51	7.04	3.1	12	6.58	2.4	25	7.64	2.6

*Significantly different between stakeholder groups

B. Overall Attitudes toward the World Bank (continued)

When World Bank assisted reform efforts fail or are slow to take place, which THREE of the following would you attribute this to? (Choose no more than THREE)

Percentage of Respondents (Responses Combined)	Office of President	Office of Minister	National Assembly	Employee of Ministry/Ministerial Dep/ Implementation Agency	Local Govt.	Bilateral / Multilateral Agency	Private Sector/ Financial Sector/ Private Bank	CSO	Media	Academia/Research Institute/Think Tank	Others
The World Bank works too slowly	25.0%	50.0%	29.4%	26.8%	32.7%	23.1%	27.3%	28.2%	27.8%	26.3%	18.2%
The Government works inefficiently*	0.0%	50.0%	76.5%	36.6%	50.0%	69.2%	50.0%	59.2%	59.7%	63.2%	42.4%
There is not an adequate level of citizen/civil society participation	50.0%	25.0%	17.6%	29.3%	28.8%	46.2%	27.3%	36.6%	23.6%	5.3%	33.3%
Poor donor coordination	25.0%	37.5%	35.3%	26.8%	15.4%	7.7%	22.7%	11.3%	26.4%	15.8%	12.1%
The World Bank does not do adequate follow through/follow-up	0.0%	12.5%	11.8%	12.2%	28.8%	0.0%	13.6%	8.5%	11.1%	10.5%	15.2%
Lack of/inadequate levels of capacity in Government	25.0%	50.0%	29.4%	36.6%	32.7%	30.8%	36.4%	42.3%	36.1%	36.8%	48.5%
Political pressures and obstacles	75.0%	25.0%	41.2%	43.9%	26.9%	30.8%	22.7%	21.1%	37.5%	36.8%	21.2%
Reforms are not well thought out in light of country challenges*	0.0%	25.0%	5.9%	14.6%	5.8%	0.0%	31.8%	16.9%	4.2%	15.8%	30.3%
Ongoing conflict and instability	75.0%	12.5%	23.5%	43.9%	42.3%	61.5%	36.4%	38.0%	48.6%	42.1%	30.3%
Inadequate funding	0.0%	12.5%	23.5%	14.6%	15.4%	7.7%	13.6%	8.5%	5.6%	5.3%	15.2%
Other	0.0%	0.0%	0.0%	0.0%	0.0%	0.0%	0.0%	1.4%	1.4%	5.3%	3.0%

*Significantly different between stakeholder groups

C. World Bank Effectiveness and Results

	Which of the following best describes your position?																																
	Office of the President			Office of Minister			National Assembly			Employee of Ministry/Ministerial Dep. /Implementation Agency			Local Government office / staff			Bilateral/Multilateral Agency			Private sector organization/Financial sector/Private Bank			Civil Society Organization			Media			Academia/Research Institute/Think tank			Other		
	N	Mean	SD	N	Mean	SD	N	Mean	SD	N	Mean	SD	N	Mean	SD	N	Mean	SD	N	Mean	SD	N	Mean	SD	N	Mean	SD	N	Mean	SD			
To what degree does the World Bank's work help achieve sustainable development results in Afghanistan?	4	8.00	4.00	7	8.14	1.77	15	6.73	2.91	39	7.85	2.21	43	7.14	2.52	11	6.64	2.16	22	7.73	2.35	71	6.94	2.80	66	7.06	2.55	18	7.28	2.19	31	7.55	2.19

(1-To no degree at all, 10-To a very significant degree)

How effective do you believe the World Bank is in terms of the work it does in the following areas of development in Afghanistan, on a ten point scale? (1-Not effective at all, 10-Very effective)

	Which of the following best describes your position?																																
	Office of the President			Office of Minister			National Assembly			Employee of Ministry/Ministerial Dep. /Implementation Agency			Local Government office / staff			Bilateral/Multilateral Agency			Private sector organization/Financial sector/Private Bank			Civil Society Organization			Media			Academia/Research Institute/Think tank			Other		
	N	Mean	SD	N	Mean	SD	N	Mean	SD	N	Mean	SD	N	Mean	SD	N	Mean	SD	N	Mean	SD	N	Mean	SD	N	Mean	SD	N	Mean	SD			
Anti corruption*	4	3.25	4.50	7	3.57	3.15	14	2.71	2.58	34	5.12	3.67	42	3.74	3.31	10	2.90	2.88	21	5.19	3.61	65	3.45	3.17	66	2.85	2.66	17	3.29	3.06	22	2.59	2.02
Global information and communications technology	3	4.00	2.65	4	7.00	2.16	11	5.82	2.89	34	6.79	2.84	35	6.06	2.86	9	5.67	2.18	20	6.85	2.91	57	5.88	3.07	60	6.07	2.87	15	4.47	2.13	21	6.24	2.66
Transport	2	8.00	0.00	6	5.33	2.73	14	5.43	2.77	38	6.71	2.88	42	5.76	2.96	8	6.00	2.62	20	6.60	3.05	59	6.12	3.05	59	6.22	2.82	16	5.19	1.97	25	6.96	2.44
Law and justice	2	4.50	0.71	5	3.80	2.17	13	4.38	3.04	34	5.32	3.00	39	4.31	2.88	11	4.55	3.08	20	5.30	3.45	66	3.76	2.73	57	4.37	2.97	13	3.31	1.75	24	4.04	2.60
Urban development*	4	9.25	0.96	4	2.00	1.15	15	5.93	3.22	37	6.32	2.69	40	4.73	2.66	11	4.73	2.69	20	7.05	2.33	62	4.81	2.92	60	4.23	2.48	15	4.33	2.35	25	4.96	2.21
Environmental sustainability*	1	1.00		5	3.60	3.58	11	4.00	3.16	37	5.54	2.94	37	4.08	3.14	11	5.73	2.97	19	5.89	2.69	60	3.87	2.67	57	4.14	2.82	15	3.40	2.10	21	3.05	1.69
Regulatory framework*	2	3.50	2.12	5	3.20	2.95	13	4.00	2.94	33	5.00	2.59	35	4.09	2.96	10	4.30	1.77	19	6.42	2.73	55	3.25	2.18	52	4.38	2.84	12	4.33	2.42	20	4.45	2.35
Basic infrastructure	2	2.50	2.12	5	4.80	2.86	14	5.79	3.47	34	6.26	2.81	38	5.05	3.20	12	5.00	2.59	17	5.82	3.19	59	4.02	2.83	58	5.33	3.02	17	4.65	2.76	21	5.86	2.92
Communicable/non-communicable disease	2	8.50	2.12	4	4.00	2.45	10	5.30	3.16	35	6.11	2.73	37	4.89	3.03	11	4.09	2.17	18	4.61	2.83	57	5.33	3.43	49	5.35	2.81	15	4.40	1.84	22	6.95	2.32
Poverty reduction	2	7.00	4.24	6	4.83	2.04	13	5.00	3.06	38	5.66	2.93	40	4.40	3.16	11	5.45	2.50	21	6.24	2.84	63	4.86	3.09	60	4.62	2.97	16	3.88	2.33	21	4.57	2.60
Gender	2	3.00	1.41	5	5.60	2.41	13	4.92	3.07	35	5.66	2.73	36	5.75	2.72	11	5.55	3.01	18	5.06	2.84	56	5.55	2.94	54	4.89	2.75	14	5.43	2.77	25	6.12	2.96
Domestic private sector development	2	7.50	0.71	4	4.25	0.50	11	6.00	3.44	33	6.09	2.70	34	5.21	2.91	11	6.36	2.69	19	5.79	3.12	55	4.40	3.02	53	5.23	2.51	14	6.07	1.90	23	5.87	2.53
Foreign direct investment	3	7.33	2.52	4	5.00	1.63	11	5.36	3.47	32	5.44	2.96	35	5.26	3.08	12	5.17	3.33	19	6.16	2.61	58	4.78	3.10	55	4.65	2.84	14	4.64	2.44	23	5.78	3.15
Local governance and institutions	2	6.50	2.12	6	5.00	2.45	12	5.58	3.20	35	6.37	2.92	36	4.75	3.25	12	4.25	1.82	19	5.42	2.95	62	4.87	3.05	52	4.50	2.67	14	4.36	2.87	22	5.95	2.82
Water and sanitation	3	6.67	2.52	5	3.40	2.07	13	4.38	2.96	37	6.35	2.85	37	5.22	2.80	10	4.70	2.63	18	6.39	2.85	60	5.18	2.99	58	5.16	2.86	15	4.13	2.70	23	5.09	2.75
Trade and exports	2	7.00	2.83	4	4.25	2.63	10	6.60	2.80	34	6.03	2.84	38	5.32	2.80	11	5.00	2.32	21	6.95	2.65	61	4.92	2.96	57	5.39	2.95	13	4.92	1.98	23	5.09	2.86
Economic growth	2	4.00	1.41	5	5.60	2.41	15	6.33	3.06	36	6.47	2.51	37	5.81	2.91	10	5.00	2.05	19	6.11	2.45	57	5.51	3.05	61	5.67	3.11	13	4.62	2.06	20	5.30	2.36
Energy*	3	9.33	1.15	5	4.60	2.79	14	5.29	3.31	37	5.57	3.04	40	4.13	3.31	9	4.78	2.59	22	6.55	2.89	61	4.10	3.04	57	5.00	3.00	15	4.00	3.27	23	5.00	2.76
Disaster management	2	4.50	2.12	5	3.60	2.19	11	4.27	3.17	34	5.35	3.28	36	4.17	2.73	10	4.80	2.35	18	5.61	2.48	58	3.91	2.83	57	4.28	2.70	14	3.93	2.50	21	4.86	2.43
Monitoring and evaluation*	2	8.00	1.41	5	4.40	1.82	12	3.25	2.67	34	5.91	2.64	35	4.34	2.83	8	4.13	1.55	20	4.95	2.65	58	4.12	2.88	56	3.82	2.54	13	4.15	2.23	21	5.14	2.48
Public financial management	2	5.50	2.12	5	4.80	2.39	13	4.08	2.96	35	6.34	2.53	33	4.55	2.76	9	4.33	2.12	17	5.88	2.71	57	4.84	3.28	52	4.79	2.85	14	4.64	1.74	26	5.12	2.75
Job creation/employment	2	3.00	0.00	4	4.25	2.63	12	4.83	3.10	38	5.26	2.91	35	5.17	2.96	11	5.55	2.77	20	6.40	3.42	58	4.14	3.15	57	4.93	3.23	13	3.92	1.38	21	4.52	2.27
Social cohesion	2	3.50	2.12	5	4.20	2.17	12	3.33	2.15	36	5.44	2.98	34	5.03	3.03	8	4.75	2.31	18	4.94	3.08	58	3.62	2.75	55	4.31	2.81	13	3.69	1.84	24	4.63	3.16
Financial markets	2	5.00	4.24	4	4.00	1.63	12	4.67	2.57	32	4.84	2.75	33	4.00	2.25	11	5.09	2.74	20	5.70	2.83	56	3.88	2.90	52	4.62	2.88	13	4.69	1.84	19	4.32	2.08
Equality of opportunity	2	5.50	0.71	5	4.20	2.86	13	4.38	3.25	33	4.30	2.65	34	4.12	2.73	11	4.55	1.86	19	4.37	2.97	60	3.77	3.02	52	4.67	2.87	12	3.25	2.53	20	4.40	2.14
Health	3	7.33	3.06	4	4.00	0.82	14	6.64	2.90	34	6.85	2.31	36	6.47	3.11	12	5.75	2.22	21	7.00	2.49	61	6.05	3.02	60	6.33	2.82	14	5.14	2.32	23	6.52	2.69
Rural development	3	5.33	4.04	5	5.80	2.77	12	6.92	3.09	35	7.09	2.45	40	6.25	2.68	11	6.36	3.04	20	6.60	2.56	61	6.56	3.04	59	6.49	2.91	15	5.40	3.09	24	6.58	2.69
Governance	2	6.00	0.00	6	5.67	2.73	13	4.69	2.98	33	6.30	2.46	38	4.74	2.90	11	4.18	2.09	20	5.60	2.96	60	4.22	3.00	54	4.61	2.69	14	4.43	3.18	21	5.71	2.49
Food security	2	4.50	3.54	5	4.40	2.07	12	4.75	2.86	34	5.06	2.86	37	5.00	2.71	12	5.33	2.46	20	5.45	2.89	54	5.06	3.24	52	4.73	2.96	13	3.77	2.59	20	5.70	2.23
Education	3	6.33	3.21	5	7.20	2.28	14	6.93	2.89	35	7.11	2.31	42	6.81	2.63	9	4.89	2.89	19	7.37	2.19	62	6.79	2.91	64	6.64	3.01	14	6.21	2.49	26	7.04	2.18
Security/stabilization/reconstruction*	2	8.50	2.12	5	6.20	2.86	14	6.29	3.00	35	5.97	2.70	37	4.76	3.08	10	5.10	2.38	19	6.63	2.63	61	4.49	3.25	56	4.70	2.95	13	3.69	2.63	22	5.82	2.77
Social protection*	3	7.00	3.61	5	5.40	1.67	14	4.14	3.06	32	5.56	2.76	36	4.56	2.69	10	5.40	2.95	19	6.32	2.24	59	3.80	2.94	56	4.04	2.41	13	4.08	2.29	22	5.00	2.27
Public sector reform*	2	5.00	1.41	5	5.20	2.17	13	4.31	3.17	31	5.87	2.67	35	4.26	2.58	10	4.90	2.23	20	6.25	2.49	56	4.09	2.70	50	4.16	2.57	12	4.33	2.19	20	5.25	2.75
Regional integration*	2	5.50	3.54	5	4.20	2.28	11	2.64	1.50	28	5.39	2.88	34	4.35	2.65	10	5.60	2.88	16	6.19	2.37	46	3.96	2.86	48	4.06	2.17	11	4.18	2.56	17	5.18	1.94
Agricultural development*	3	8.67	1.53	6	5.17	2.79	14	5.14	3.25	35	6.37	2.52	38	5.26	3.19	10	6.00	2.36	19	7.47	2.12	61	5.30	3.02	57	5.46	2.98	15	4.27	2.74	23	5.91	2.54
Natural resource management	3	7.33	4.62	5	6.00	3.74	12	4.50	3.26	32	5.31	3.38	36	3.97	3.01	12	5.50	3.12	18	6.50	2.75	56	4.25	3.29	56	4.18	2.88	13	3.85	2.27	24	4.54	2.69

D. The Afghanistan Reconstruction Trust Fund

	Which of the following best describes your position?																																
	Office of the President			Office of Minister			National Assembly			Employee of Ministry/Ministerial Dep. /Implementation Agency			Local Government office / staff			Bilateral/Multilateral Agency			Private sector organization/Financial sector/Private Bank			Civil Society Organization			Media			Academia/Research Institute/Think tank			Other		
	N	Mean	SD	N	Mean	SD	N	Mean	SD	N	Mean	SD	N	Mean	SD	N	Mean	SD	N	Mean	SD	N	Mean	SD	N	Mean	SD	N	Mean	SD			
How familiar are you with the work of the ARTF in Afghanistan?	3	7.00	5.20	7	4.57	3.55	11	5.45	3.83	38	5.95	2.92	41	4.90	3.41	9	6.00	2.50	21	5.29	3.30	64	4.53	3.20	61	4.95	3.11	18	4.06	2.53	23	5.87	3.28

(1-Not familiar at all, 10-Very familiar)

To what extent do you agree/disagree with the following statements, on a ten point scale? (1-Strongly disagree, 10- Strongly agree)

	Which of the following best describes your position?																																
	Office of the President			Office of Minister			National Assembly			Employee of Ministry/Ministerial Dep. /Implementation Agency			Local Government office / staff			Bilateral/Multilateral Agency			Private sector organization/Financial sector/Private Bank			Civil Society Organization			Media			Academia/Research Institute/Think tank			Other		
	N	Mean	SD	N	Mean	SD	N	Mean	SD	N	Mean	SD	N	Mean	SD	N	Mean	SD	N	Mean	SD	N	Mean	SD	N	Mean	SD	N	Mean	SD			
The ARTF priorities are aligned with the key development priorities in Afghanistan.	4	7.75	4.50	6	6.67	2.58	11	4.91	3.05	32	6.09	3.29	40	4.85	2.98	11	5.45	2.91	19	6.00	3.18	60	5.47	2.89	53	4.83	3.05	14	4.43	2.50	19	5.63	2.95
The ARTF distributes resources fairly and equally throughout the country. *	4	6.50	4.36	6	4.83	2.32	11	3.27	2.15	31	5.13	3.02	43	3.58	2.93	11	5.45	2.91	17	6.82	3.23	56	4.43	2.67	55	4.35	3.03	15	3.73	2.37	22	4.73	3.01
The ARTF distributes resources in a way that effectively supports the key development priorities in Afghanistan.	3	3.00	2.65	5	5.60	1.67	13	5.31	2.72	31	5.94	3.32	38	4.39	3.09	12	4.33	2.71	17	5.94	3.27	55	4.76	2.83	56	4.93	3.07	13	5.15	2.94	21	6.05	3.01
The ARTF's efforts are leading to sustainable results on the ground.	3	9.33	0.58	6	6.33	1.63	14	5.36	3.25	34	7.15	2.91	37	6.41	3.10	10	5.30	2.83	19	6.05	3.17	57	5.70	2.94	58	6.90	3.12	11	6.36	3.38	21	6.90	2.45
The ARTF collaborates well with the Afghanistan Government.	4	7.25	1.50	6	6.50	1.38	11	5.18	2.60	31	6.84	3.22	36	5.92	3.36	11	4.45	2.54	17	6.76	3.03	52	5.02	3.03	45	5.09	2.87	11	4.36	2.58	21	5.81	3.12
The World Bank collaborates well with other ARTF donors.	4	6.00	2.31	5	6.20	2.17	12	5.42	2.97	32	7.59	2.67	32	5.97	2.99	10	6.40	2.76	17	6.53	3.64	51	6.00	2.97	48	6.19	2.97	8	5.88	2.85	20	6.75	3.04
There should be more oversight of how ARTF resources are spent.	2	9.50	0.71	6	7.83	2.79	13	5.15	3.24	32	7.44	3.20	40	7.40	3.14	12	6.92	3.12	19	8.47	2.09	57	7.39	3.10	54	7.63	2.95	12	7.17	3.21	22	7.59	2.94
There should be more public information available about the work of the ARTF.	3	8.67	2.31	6	9.17	1.17	14	6.00	3.31	33	8.58	2.35	39	7.64	3.33	11	5.45	3.56	18	8.33	1.97	59	7.71	3.27	59	7.59	3.20	14	7.29	3.58	23	8.04	2.50
The ARTF is flexible and responds to changing conditions in Afghanistan. *	4	8.25	2.87	5	7.40	1.82	11	5.00	2.68	29	7.28	2.81	36	5.39	3.26	10	6.30	2.45	13	8.00	2.89	51	5.53	3.13	48	5.44	3.00	12	5.00	2.49	20	5.05	2.82

*Significantly different between stakeholder groups

E. The World Bank's Knowledge

How frequently do you consult World Bank knowledge and research (e.g., data, analysis, reports) in the work you do?

Percentage of Respondents (Responses Combined)	Office of President	Office of Minister	National Assembly	Employee of Ministry/Ministerial Dep/ Implementation Agency	Local Govt.	Bilateral / Multilateral Agency	Private Sector/ Financial Sector/ Private Bank	CSO	Media	Academia/Research Institute/Think Tank	Others
Weekly	0.0%	0.0%	0.0%	7.3%	5.8%	0.0%	0.0%	2.8%	5.3%	0.0%	0.0%
Monthly	50.0%	37.5%	0.0%	14.6%	3.8%	7.7%	13.0%	9.9%	9.3%	11.1%	24.2%
A few times a year	0.0%	0.0%	23.5%	7.3%	5.8%	15.4%	34.8%	15.5%	16.0%	11.1%	15.2%
Rarely	25.0%	25.0%	41.2%	46.3%	51.9%	69.2%	39.1%	50.7%	45.3%	38.9%	45.5%
Never	25.0%	37.5%	35.3%	24.4%	32.7%	7.7%	13.0%	21.1%	24.0%	38.9%	15.2%

E. The World Bank's Knowledge (continued)

When thinking about the development challenges in Afghanistan, where do you believe it would be most valuable for the World Bank to focus its research and knowledge efforts in the next few years? (Choose no more than THREE)

Percentage of Respondents (Responses Combined)	Office of President	Office of Minister	National Assembly	Employee of Ministry/Ministerial Dep/ Implementation Agency	Local Govt.	Bilateral / Multilateral Agency	Private Sector/ Financial Sector/ Private Bank	CSO	Media	Academia/Research Institute/Think Tank	Others
Public sector reform	0.0%	0.0%	5.9%	12.5%	8.0%	8.3%	8.7%	8.6%	4.1%	5.3%	6.5%
Gender	0.0%	14.3%	11.8%	5.0%	2.0%	8.3%	8.7%	2.9%	2.7%	0.0%	9.7%
Social cohesion	25.0%	14.3%	0.0%	10.0%	10.0%	16.7%	0.0%	2.9%	8.1%	5.3%	3.2%
Education	75.0%	57.1%	52.9%	45.0%	56.0%	58.3%	65.2%	57.1%	55.4%	47.4%	41.9%
Domestic private sector development	0.0%	0.0%	11.8%	7.5%	8.0%	0.0%	4.3%	12.9%	2.7%	0.0%	9.7%
Foreign direct investment	0.0%	0.0%	0.0%	2.5%	4.0%	0.0%	0.0%	10.0%	2.7%	10.5%	12.9%
Water and sanitation*	0.0%	0.0%	5.9%	15.0%	4.0%	0.0%	13.0%	1.4%	1.4%	5.3%	0.0%
Trade and exports	25.0%	0.0%	0.0%	7.5%	8.0%	8.3%	8.7%	7.1%	9.5%	5.3%	12.9%
Economic growth	0.0%	28.6%	29.4%	22.5%	16.0%	33.3%	30.4%	17.1%	31.1%	26.3%	12.9%
Energy*	0.0%	28.6%	58.8%	17.5%	34.0%	25.0%	17.4%	30.0%	23.0%	10.5%	25.8%
Disaster management*	0.0%	14.3%	0.0%	0.0%	2.0%	0.0%	4.3%	0.0%	0.0%	0.0%	0.0%
Monitoring and evaluation	0.0%	14.3%	11.8%	0.0%	2.0%	0.0%	4.3%	2.9%	1.4%	5.3%	0.0%
Governance	0.0%	0.0%	23.5%	15.0%	16.0%	25.0%	4.3%	14.3%	18.9%	21.1%	6.5%
Social protection	0.0%	0.0%	0.0%	2.5%	2.0%	0.0%	0.0%	1.4%	2.7%	0.0%	0.0%
Climate change	0.0%	0.0%	0.0%	2.5%	0.0%	0.0%	0.0%	0.0%	0.0%	0.0%	0.0%
Poverty reduction	0.0%	0.0%	5.9%	12.5%	12.0%	16.7%	8.7%	12.9%	12.2%	0.0%	12.9%
Law and justice	0.0%	0.0%	0.0%	7.5%	2.0%	8.3%	8.7%	11.4%	13.5%	5.3%	6.5%
Security/stabilization/reconstruction	0.0%	28.6%	17.6%	32.5%	34.0%	33.3%	43.5%	25.7%	39.2%	36.8%	32.3%
Anti corruption	25.0%	0.0%	17.6%	20.0%	12.0%	16.7%	17.4%	24.3%	20.3%	15.8%	25.8%
Financial markets*	0.0%	0.0%	0.0%	0.0%	0.0%	8.3%	4.3%	0.0%	1.4%	0.0%	9.7%
Equality of opportunity	0.0%	0.0%	0.0%	2.5%	2.0%	0.0%	0.0%	5.7%	4.1%	10.5%	0.0%
Urban development	0.0%	0.0%	5.9%	2.5%	2.0%	0.0%	4.3%	0.0%	0.0%	5.3%	0.0%
Regional integration*	0.0%	14.3%	0.0%	0.0%	0.0%	0.0%	0.0%	1.4%	0.0%	0.0%	3.2%
Global information and communications technology	0.0%	0.0%	0.0%	0.0%	4.0%	0.0%	0.0%	0.0%	1.4%	0.0%	0.0%
Local governance and institutions	0.0%	0.0%	0.0%	0.0%	4.0%	0.0%	8.7%	1.4%	0.0%	0.0%	6.5%
Transport	0.0%	14.3%	0.0%	5.0%	4.0%	0.0%	0.0%	2.9%	6.8%	5.3%	3.2%
Agricultural development	50.0%	14.3%	5.9%	10.0%	16.0%	16.7%	8.7%	17.1%	10.8%	21.1%	6.5%
Natural resource management	0.0%	14.3%	0.0%	5.0%	10.0%	0.0%	4.3%	1.4%	2.7%	0.0%	6.5%
Public financial management	0.0%	0.0%	0.0%	2.5%	0.0%	0.0%	0.0%	2.9%	0.0%	0.0%	0.0%
Job creation/employment	0.0%	0.0%	11.8%	10.0%	4.0%	0.0%	0.0%	11.4%	5.4%	21.1%	9.7%
Health*	75.0%	0.0%	5.9%	5.0%	0.0%	16.7%	13.0%	2.9%	5.4%	5.3%	6.5%
Rural development	25.0%	0.0%	0.0%	7.5%	4.0%	0.0%	0.0%	4.3%	1.4%	5.3%	9.7%
Food security	0.0%	0.0%	0.0%	0.0%	0.0%	0.0%	4.3%	0.0%	0.0%	0.0%	0.0%
Environmental sustainability*	0.0%	14.3%	0.0%	0.0%	0.0%	0.0%	0.0%	0.0%	0.0%	0.0%	0.0%
Regulatory framework	0.0%	0.0%	0.0%	0.0%	0.0%	0.0%	0.0%	0.0%	2.7%	0.0%	0.0%
Basic infrastructure	0.0%	28.6%	11.8%	10.0%	16.0%	0.0%	4.3%	7.1%	9.5%	26.3%	16.1%
Communicable/non-communicable disease	0.0%	0.0%	0.0%	0.0%	0.0%	0.0%	0.0%	0.0%	0.0%	0.0%	0.0%

*Significantly different between stakeholder groups

E. The World Bank's Knowledge (continued)

How effective do you believe the World Bank's knowledge and research are at ... in Afghanistan? (1-Not effective at all, 10-Very effective)

	Which of the following best describes your position?																																
	Office of the President			Office of Minister			National Assembly			Employee of Ministry/Ministerial Dep. /Implementation Agency			Local Government office / staff			Bilateral/Multilateral Agency			Private sector organization/Financial sector/Private Bank			Civil Society Organization			Media			Academia/Research Institute/Think tank			Other		
	N	Mean	SD	N	Mean	SD	N	Mean	SD	N	Mean	SD	N	Mean	SD	N	Mean	SD	N	Mean	SD	N	Mean	SD	N	Mean	SD	N	Mean	SD	N	Mean	SD
Raising your awareness of the particular topic	1	10.00		6	4.67	3.08	13	5.54	3.60	33	7.27	2.60	39	6.85	3.12	11	6.09	2.70	17	7.53	2.35	55	5.93	3.14	55	6.35	3.18	14	5.93	3.12	24	6.67	2.46
Stimulating public debate/dialogue	2	5.00	2.83	6	5.50	2.74	13	5.77	3.70	35	8.14	2.06	47	6.83	3.37	12	6.25	2.56	21	6.71	2.78	55	6.29	3.13	66	7.17	3.13	14	6.50	2.71	27	6.78	3.02
Enhancing your knowledge and/or skills	3	10.00	0.00	6	7.00	2.97	13	6.08	3.73	33	7.79	2.67	46	7.65	2.97	10	7.10	2.38	21	7.48	2.27	56	6.48	3.07	60	6.72	3.15	16	7.44	2.80	24	7.21	2.54
Contributing to good policy making	3	6.00	3.46	5	8.20	2.17	13	5.08	3.09	37	7.81	2.51	39	7.08	2.86	11	6.27	2.37	19	6.21	2.76	56	5.98	2.91	58	6.29	3.06	14	6.00	2.80	23	6.57	2.43
Providing support for program implementation	4	7.25	3.40	6	6.00	2.53	13	6.00	3.39	35	8.23	2.07	43	6.81	2.74	13	6.77	2.39	17	7.88	2.34	54	6.89	3.05	61	6.69	3.01	13	7.08	2.63	27	7.41	2.56

To what extent do you believe that the World Bank's knowledge and research ... in Afghanistan? (1-To no degree at all, 10-To a very significant degree)

	Which of the following best describes your position?																																
	Office of the President			Office of Minister			National Assembly			Employee of Ministry/Ministerial Dep. /Implementation Agency			Local Government office / staff			Bilateral/Multilateral Agency			Private sector organization/Financial sector/Private Bank			Civil Society Organization			Media			Academia/Research Institute/Think tank			Other		
	N	Mean	SD	N	Mean	SD	N	Mean	SD	N	Mean	SD	N	Mean	SD	N	Mean	SD	N	Mean	SD	N	Mean	SD	N	Mean	SD	N	Mean	SD	N	Mean	SD
Are timely	2	1.00	0.00	6	5.00	2.45	10	4.40	2.95	36	7.03	2.69	37	6.05	3.19	9	6.22	2.95	19	6.89	3.07	55	6.49	3.13	63	6.33	3.21	14	6.36	2.98	20	5.65	2.98
Include appropriate level of stakeholder involvement during preparation	4	5.50	5.20	5	5.40	1.82	11	3.91	2.47	33	7.06	2.68	36	5.61	2.95	11	6.00	2.05	18	6.78	2.53	48	6.06	3.08	55	5.67	2.95	11	4.64	2.58	19	6.05	2.78
Are relevant to Afghanistan's development priorities *	2	3.00	2.83	5	5.40	1.14	14	4.71	2.89	35	8.03	1.81	44	5.89	3.05	12	5.50	2.35	20	6.80	2.89	63	5.90	2.99	60	6.38	2.65	14	5.57	2.65	24	6.83	2.55
Provide feasible recommendations *	1	1.00		5	5.40	1.82	13	4.69	2.59	33	7.42	2.50	41	5.20	2.71	11	4.91	1.51	16	6.13	2.53	49	5.53	2.78	54	6.00	3.10	12	4.17	2.52	22	6.82	2.61
Are accessible (well written and easy to understand) *	2	2.00	1.41	5	6.40	2.30	15	4.67	2.87	33	7.36	2.74	39	5.92	3.08	12	5.42	2.54	19	7.42	2.14	57	5.84	3.28	60	5.93	3.13	13	5.54	2.93	21	7.57	2.60
A source of relevant information on global good practices *	2	7.50	3.54	5	7.60	1.82	14	5.21	2.89	34	8.35	2.14	40	6.73	3.14	11	5.91	2.43	21	7.48	2.32	63	7.35	2.92	64	6.52	3.11	13	6.92	2.96	27	7.52	2.50
Are adequately disseminated	4	4.50	4.36	5	5.00	1.22	12	4.67	2.74	33	6.88	2.76	37	5.46	2.63	10	4.80	2.90	17	6.00	2.29	53	5.21	3.15	59	5.25	3.01	12	4.58	2.91	19	5.58	2.46
Are appropriately translated	2	8.50	2.12	5	4.80	2.28	13	4.85	3.00	31	6.81	2.83	41	5.83	2.79	11	5.82	2.36	21	6.86	2.74	51	6.33	2.93	57	5.95	3.04	13	5.31	3.22	18	6.06	2.75
Are adaptable to Afghanistan's development challenges	2	9.50	0.71	4	4.50	2.52	14	5.57	2.79	34	7.38	2.98	44	6.00	2.89	13	5.00	2.94	20	6.65	2.91	61	6.38	3.184	62	6.02	3.04	12	5.33	2.10	25	6.88	2.774

*Significantly different between stakeholder groups

To what extent do you believe that the World Bank's knowledge and research ... in Afghanistan?

	Which of the following best describes your position?																																
	Office of the President			Office of Minister			National Assembly			Employee of Ministry/Ministerial Dep. /Implementation Agency			Local Government office / staff			Bilateral/Multilateral Agency			Private sector organization/Financial sector/Private Bank			Civil Society Organization			Media			Academia/Research Institute/Think tank			Other		
	N	Mean	SD	N	Mean	SD	N	Mean	SD	N	Mean	SD	N	Mean	SD	N	Mean	SD	N	Mean	SD	N	Mean	SD	N	Mean	SD	N	Mean	SD			
Overall, how significant a contribution do you believe the World Bank's knowledge and research make to development results in your country?	4	9.25	1.50	6	7.67	1.97	14	6.50	3.48	41	7.73	2.43	47	8.06	2.47	12	7.17	2.59	22	8.18	1.87	73	7.60	2.47	64	7.83	2.41	19	7.21	2.42	32	7.94	1.97
Overall, how would you rate the technical quality of the World Bank's knowledge/research?	4	9.00	2.00	7	6.57	3.31	13	5.46	3.04	40	7.63	2.50	47	6.15	2.51	12	6.75	2.67	20	6.90	2.69	72	6.81	2.57	63	7.24	2.40	18	6.50	2.04	30	7.10	2.51

(1-Not significant at all, 10-Very significant; 1-Very low technical quality, 10-Very high technical quality)

F. Working with the World Bank

To what extent do you agree/disagree with the following statements, on a ten point scale? (1-Strongly disagree, 10-Strongly agree)

	Which of the following best describes your position?																																
	Office of the President			Office of Minister			National Assembly			Employee of Ministry/Ministerial Dep. /Implementation Agency			Local Government office / staff			Bilateral/Multilateral Agency			Private sector organization/Financial sector/Private Bank			Civil Society Organization			Media			Academia/Research Institute/Think tank			Other		
	N	Mean	SD	N	Mean	SD	N	Mean	SD	N	Mean	SD	N	Mean	SD	N	Mean	SD	N	Mean	SD	N	Mean	SD	N	Mean	SD	N	Mean	SD			
The World Bank disburses funds promptly*	4	1.25	0.50	7	5.00	3.42	13	3.85	2.79	34	6.21	3.16	36	5.64	2.75	12	4.75	2.77	15	6.73	2.09	61	5.56	3.22	53	5.74	3.13	12	4.33	2.61	20	7.35	2.48
The World Bank effectively monitors and evaluates the projects and programs it supports *	3	3.67	1.53	6	7.00	2.37	12	5.00	3.30	36	6.75	2.90	41	4.98	3.06	12	4.17	2.52	20	6.75	2.43	66	4.58	2.84	58	5.16	3.16	13	5.31	3.38	26	6.23	2.73
The World Bank's approvals and reviews are done in a timely fashion*	3	3.67	2.89	5	5.00	1.87	13	5.00	2.77	38	7.24	2.65	35	5.14	3.07	13	5.54	3.15	17	6.82	2.77	54	5.83	2.91	52	5.62	2.90	11	5.18	3.46	22	8.05	1.56
The World Bank's "Safeguard Policy" requirements are reasonable*	3	2.67	2.08	5	6.40	1.95	12	4.58	2.94	31	7.55	2.47	39	5.92	2.87	11	6.73	2.90	17	8.29	2.05	58	5.86	2.97	55	6.16	3.01	10	5.80	1.87	22	7.32	2.93
Working with the World Bank increases Afghanistan's institutional capacity	2	9.00	1.41	6	8.67	1.03	12	6.08	3.09	39	7.79	2.68	46	7.07	3.07	12	6.83	2.69	21	8.29	2.05	66	7.82	2.41	59	7.42	2.95	15	6.60	3.04	27	7.74	2.36
The World Bank ensures consistency and continuity through staff changes	4	7.75	4.50	4	6.50	3.87	12	5.58	2.71	35	7.11	3.00	40	6.90	2.62	12	7.08	2.47	17	7.88	2.50	56	6.77	2.87	51	6.86	3.05	11	7.36	2.66	28	7.39	2.31
The World Bank's teams and visits are well coordinated*	3	9.33	0.58	5	5.60	2.61	10	4.60	2.50	35	7.23	2.60	38	5.58	3.25	10	5.60	2.95	17	6.94	1.92	53	5.60	2.98	49	5.29	3.08	10	6.50	3.21	24	7.13	2.63
Where country systems (e.g., procurement, financial management, etc.) are adequate , the World Bank makes appropriate use of them	2	7.50	3.54	5	7.80	1.92	11	6.00	3.29	38	7.63	2.55	41	7.15	3.18	10	6.80	2.97	18	7.11	2.61	57	7.25	2.95	62	6.90	2.83	14	7.43	2.50	26	7.42	2.97
The World Bank provides effective implementation support (i.e., supervision of projects)	4	9.00	2.00	5	7.20	2.17	14	6.00	2.91	38	7.63	2.68	39	6.74	2.90	10	7.60	2.32	21	7.24	2.83	61	6.62	2.96	60	6.57	3.09	15	7.13	2.95	28	7.07	2.64

*Significantly different between stakeholder groups

	Which of the following best describes your position?																																
	Office of the President			Office of Minister			National Assembly			Employee of Ministry/Ministerial Dep. /Implementation Agency			Local Government office / staff			Bilateral/Multilateral Agency			Private sector organization/Financial sector/Private Bank			Civil Society Organization			Media			Academia/Research Institute/Think tank			Other		
	N	Mean	SD	N	Mean	SD	N	Mean	SD	N	Mean	SD	N	Mean	SD	N	Mean	SD	N	Mean	SD	N	Mean	SD	N	Mean	SD	N	Mean	SD			
To what extent do you believe the World Bank is adequately staffed in Afghanistan?	2	8.50	2.12	3	9.00	1.00	5	7.80	2.68	30	7.07	3.13	26	7.04	2.55	13	6.92	2.72	15	8.00	2.07	49	6.92	3.01	38	6.66	2.99	9	7.11	2.80	18	6.67	2.93

(1- To no degree at all, 10-To a very significant degree)

G. The Future Role of the World Bank in Afghanistan

	Which of the following best describes your position?																																
	Office of the President			Office of Minister			National Assembly			Employee of Ministry/Ministerial Dep. /Implementation Agency			Local Government office / staff			Bilateral/Multilateral Agency			Private sector organization/Financial sector/Private Bank			Civil Society Organization			Media			Academia/Research Institute/Think tank			Other		
	N	Mean	SD	N	Mean	SD	N	Mean	SD	N	Mean	SD	N	Mean	SD	N	Mean	SD	N	Mean	SD	N	Mean	SD	N	Mean	SD	N	Mean	SD			
How significant a role do you believe the World Bank SHOULD play in Afghanistan's development throughout the transition period?	4	8.50	3.00	7	8.00	3.32	15	6.80	3.14	40	8.68	2.08	49	8.37	2.40	11	7.00	2.53	20	9.05	1.64	68	8.03	2.53	72	8.32	2.37	16	8.06	2.02	31	8.94	1.46

(1-Not a significant role at all, 10-Very significant role)

G. The Future Role of the World Bank in Afghanistan (continued)

Which of the following SHOULD the World Bank do to make itself of greater value in Afghanistan? (Choose no more than TWO)

Percentage of Respondents (Responses Combined)	Office of President	Office of Minister	National Assembly	Employee of Ministry/Ministerial Dep/ Implementation Agency	Local Govt.	Bilateral / Multilateral Agency	Private Sector/ Financial Sector/ Private Bank	CSO	Media	Academia/Research Institute/Think Tank	Others
Improve the quality of its experts as related to Afghanistan's specific challenges	50.0%	57.1%	31.3%	30.0%	36.0%	25.0%	23.8%	37.3%	31.9%	45.0%	18.8%
Reduce the complexity of obtaining World Bank financing	25.0%	28.6%	25.0%	22.5%	20.0%	41.7%	28.6%	23.9%	21.7%	15.0%	31.3%
Ensure that aid is distributed fairly and equally throughout the country	75.0%	28.6%	31.3%	55.0%	52.0%	41.7%	33.3%	55.2%	46.4%	55.0%	56.3%
Focus primarily on advocacy issues*	0.0%	0.0%	12.5%	0.0%	6.0%	16.7%	19.0%	0.0%	4.3%	0.0%	3.1%
Ensure greater selectivity in its work	0.0%	28.6%	37.5%	22.5%	26.0%	0.0%	19.0%	22.4%	17.4%	25.0%	15.6%
Provide more adequate data/knowledge/statistics/figures on Afghanistan's economy	0.0%	0.0%	12.5%	10.0%	6.0%	8.3%	4.8%	10.4%	17.4%	20.0%	6.3%
Offer more innovative financial products	25.0%	0.0%	0.0%	25.0%	20.0%	25.0%	19.0%	19.4%	20.3%	5.0%	28.1%
Offer more innovative knowledge services	0.0%	0.0%	12.5%	5.0%	4.0%	16.7%	14.3%	1.5%	8.7%	0.0%	12.5%
Work faster	25.0%	28.6%	12.5%	17.5%	24.0%	8.3%	23.8%	17.9%	27.5%	10.0%	12.5%
Increase the level of World Bank staffing in Afghanistan's office	0.0%	28.6%	12.5%	7.5%	8.0%	8.3%	9.5%	9.0%	5.8%	10.0%	3.1%
Other	0.0%	0.0%	0.0%	0.0%	0.0%	0.0%	0.0%	3.0%	0.0%	10.0%	3.1%

*Significantly different between stakeholder groups

H. Communication and Information Sharing

Where do you get most of your information about economic and social development issues in Afghanistan? (Choose no more than TWO)

Percentage of Respondents (Responses Combined)	Office of President	Office of Minister	National Assembly	Employee of Ministry/Ministerial Dep/ Implementation Agency	Local Govt.	Bilateral / Multilateral Agency	Private Sector/ Financial Sector/ Private Bank	CSO	Media	Academia/Research Institute/Think Tank	Others
Local newspapers	50.0%	37.5%	14.3%	30.0%	33.3%	23.1%	30.4%	29.7%	27.5%	10.5%	30.3%
International newspapers	0.0%	0.0%	14.3%	5.0%	0.0%	15.4%	8.7%	1.6%	2.9%	0.0%	3.0%
Local radio	0.0%	0.0%	28.6%	20.0%	35.3%	15.4%	26.1%	29.7%	27.5%	26.3%	15.2%
International radio	0.0%	25.0%	21.4%	35.0%	23.5%	7.7%	30.4%	25.0%	27.5%	15.8%	33.3%
Local television	0.0%	37.5%	50.0%	35.0%	43.1%	38.5%	39.1%	51.6%	31.9%	63.2%	33.3%
International television	25.0%	50.0%	14.3%	20.0%	23.5%	7.7%	17.4%	15.6%	23.2%	15.8%	21.2%
Periodicals	25.0%	0.0%	0.0%	0.0%	5.9%	0.0%	4.3%	1.6%	0.0%	5.3%	9.1%
Internet	50.0%	37.5%	42.9%	30.0%	23.5%	38.5%	21.7%	40.6%	52.2%	42.1%	48.5%
Blogs	0.0%	0.0%	7.1%	5.0%	2.0%	15.4%	0.0%	3.1%	2.9%	5.3%	0.0%
Mobile phones *	0.0%	12.5%	0.0%	7.5%	2.0%	15.4%	8.7%	0.0%	1.4%	0.0%	0.0%
Instant messaging *	0.0%	0.0%	0.0%	0.0%	0.0%	7.7%	13.0%	0.0%	0.0%	5.3%	0.0%
Other	0.0%	0.0%	0.0%	2.5%	2.0%	7.7%	0.0%	0.0%	1.4%	5.3%	0.0%

*Significantly different between stakeholder groups

H. Communication and Information Sharing (continued)

How would you prefer to receive information from the World Bank? (Choose no more than TWO)

Percentage of Respondents (Responses Combined)	Office of President	Office of Minister	National Assembly	Employee of Ministry/Ministerial Dep/ Implementation Agency	Local Govt.	Bilateral / Multilateral Agency	Private Sector/ Financial Sector/ Private Bank	CSO	Media	Academia/Research Institute/Think Tank	Others
World Bank website	33.3%	57.1%	13.3%	43.6%	31.4%	53.8%	23.8%	37.1%	37.7%	23.5%	20.6%
Direct contact with World Bank (i.e., face to face meetings/discussions)	33.3%	14.3%	0.0%	15.4%	11.8%	15.4%	9.5%	11.4%	8.7%	17.6%	8.8%
Quarterly Country Update	0.0%	0.0%	26.7%	15.4%	21.6%	30.8%	33.3%	24.3%	5.8%	23.5%	26.5%
Instant messaging	0.0%	0.0%	6.7%	0.0%	7.8%	15.4%	14.3%	11.4%	15.9%	11.8%	14.7%
World Bank seminars/workshops/conferences	33.3%	42.9%	66.7%	33.3%	47.1%	15.4%	23.8%	35.7%	42.0%	35.3%	38.2%
World Bank Development Information Corners	0.0%	14.3%	0.0%	17.9%	15.7%	7.7%	0.0%	10.0%	8.7%	0.0%	14.7%
World Bank publications and other written materials	0.0%	42.9%	26.7%	28.2%	23.5%	38.5%	23.8%	28.6%	18.8%	41.2%	35.3%
Mobile phones*	33.3%	14.3%	26.7%	10.3%	2.0%	7.7%	33.3%	8.6%	13.0%	0.0%	14.7%
Social media (Facebook, Twitter, YouTube)	33.3%	14.3%	20.0%	7.7%	27.5%	7.7%	19.0%	11.4%	21.7%	11.8%	14.7%
Blogs	33.3%	0.0%	13.3%	12.8%	5.9%	7.7%	14.3%	8.6%	14.5%	11.8%	2.9%
Other	0.0%	0.0%	0.0%	5.1%	0.0%	0.0%	0.0%	5.7%	7.2%	5.9%	2.9%

*Significantly different between stakeholder groups

Are you aware of the World Bank's Access to Information Policy under which the Bank will now disclose any information in its possession that is not a list of exceptions?

Percentage of Respondents	Office of President	Office of Minister	National Assembly	Employee of Ministry/Ministerial Dep/ Implementation Agency	Local Govt.	Bilateral / Multilateral Agency	Private Sector/ Financial Sector/ Private Bank	CSO	Media	Academia/Research Institute/Think Tank	Others
Yes	66.7%	25.0%	20.0%	22.0%	25.5%	36.4%	40.0%	25.0%	31.0%	33.3%	34.5%
No	33.3%	75.0%	80.0%	78.0%	74.5%	63.6%	60.0%	75.0%	69.0%	66.7%	65.5%

Have you requested information from the World Bank on its activities in the past year?

Percentage of Respondents	Office of President	Office of Minister	National Assembly	Employee of Ministry/Ministerial Dep/ Implementation Agency	Local Govt.	Bilateral / Multilateral Agency	Private Sector/ Financial Sector/ Private Bank	CSO	Media	Academia/Research Institute/Think Tank	Others
Yes	50.0%	14.3%	23.1%	26.3%	10.2%	27.3%	5.0%	17.5%	18.8%	13.3%	3.4%
No	50.0%	85.7%	76.9%	73.7%	89.8%	72.7%	95.0%	82.5%	81.3%	86.7%	96.6%

Were you able to obtain this information?

Percentage of Respondents	Office of President	Office of Minister	National Assembly	Employee of Ministry/Ministerial Dep/ Implementation Agency	Local Govt.	Bilateral / Multilateral Agency	Private Sector/ Financial Sector/ Private Bank	CSO	Media	Academia/Research Institute/Think Tank	Others
Yes	100.0%	0.0%	66.7%	50.0%	0.0%	66.7%	100.0%	60.0%	61.5%	50.0%	100.0%
No	0.0%	0.0%	33.3%	50.0%	100.0%	33.3%	0.0%	40.0%	38.5%	50.0%	0.0%

Do you have access to the Internet?

Percentage of Respondents	Office of President	Office of Minister	National Assembly	Employee of Ministry/Ministerial Dep/ Implementation Agency	Local Govt.	Bilateral / Multilateral Agency	Private Sector/ Financial Sector/ Private Bank	CSO	Media	Academia/Research Institute/Think Tank	Others
Yes	50.0%	57.1%	57.1%	73.0%	74.5%	70.0%	95.0%	71.4%	86.8%	78.9%	65.5%
No	50.0%	42.9%	42.9%	27.0%	25.5%	30.0%	5.0%	28.6%	13.2%	21.1%	34.5%

H. Communication and Information Sharing (continued)

Do you use/have used the World Bank website?

Percentage of Respondents	Office of President	Office of Minister	National Assembly	Employee of Ministry/Ministerial Dep/ Implementation Agency	Local Govt.	Bilateral / Multilateral Agency	Private Sector/ Financial Sector/ Private Bank	CSO	Media	Academia/Research Institute/Think Tank	Others
Yes	0.0%	50.0%	21.4%	33.3%	25.5%	50.0%	35.0%	42.6%	41.2%	27.8%	21.4%
No	100.0%	50.0%	78.6%	66.7%	74.5%	50.0%	65.0%	57.4%	58.8%	72.2%	78.6%

Which do you primarily use?

Percentage of Respondents	Office of President	Office of Minister	National Assembly	Employee of Ministry/Ministerial Dep/ Implementation Agency	Local Govt.	Bilateral / Multilateral Agency	Private Sector/ Financial Sector/ Private Bank	CSO	Media	Academia/Research Institute/Think Tank	Others
The World Bank's country website	100.0%	75.0%	100.0%	78.3%	70.8%	45.5%	75.0%	73.7%	75.6%	50.0%	78.6%
The World Bank's main website	0.0%	25.0%	0.0%	21.7%	29.2%	54.5%	25.0%	26.3%	24.4%	50.0%	21.4%

Do you use/have used the World Bank's Public Information Center (PICs) in Afghanistan?

Percentage of Respondents	Office of President	Office of Minister	National Assembly	Employee of Ministry/Ministerial Dep/ Implementation Agency	Local Govt.	Bilateral / Multilateral Agency	Private Sector/ Financial Sector/ Private Bank	CSO	Media	Academia/Research Institute/Think Tank	Others
Yes	0.0%	12.5%	0.0%	14.3%	4.8%	15.4%	4.5%	5.8%	11.9%	5.9%	10.3%
No	100.0%	62.5%	81.3%	68.6%	64.3%	61.5%	68.2%	72.5%	56.7%	58.8%	65.5%
I don't know what PIC is	0.0%	25.0%	18.8%	17.1%	31.0%	23.1%	27.3%	21.7%	31.3%	35.3%	24.1%

Please rate how much you agree with the following statements, on a ten point scale. (1-Strongly disagree, 10-Strongly agree)

	Which of the following best describes your position?																																
	Office of the President			Office of Minister			National Assembly			Employee of Ministry/Ministerial Dep. /Implementation Agency			Local Government office / staff			Bilateral/Multilateral Agency			Private sector organization/Financial sector/Private Bank			Civil Society Organization			Media			Academia/Research Institute/Think tank			Other		
	N	Mean	SD	N	Mean	SD	N	Mean	SD	N	Mean	SD	N	Mean	SD	N	Mean	SD	N	Mean	SD	N	Mean	SD	N	Mean	SD	N	Mean	SD			
I use more data from the World Bank as a result of the organization's Open Data policy	3	9.33	0.58	7	4.57	3.21	11	3.36	2.84	29	5.79	3.42	33	3.97	3.31	12	5.33	3.11	15	6.20	3.10	52	4.88	3.48	61	5.48	3.50	14	4.79	3.09	21	5.29	3.38
The World Bank's PIC is a valuable source of information related to development in Afghanistan	3	3.67	1.53	2	2.00	1.41	8	4.63	3.11	26	4.96	3.01	27	4.74	3.25	11	5.55	3.08	17	6.47	3.10	40	4.85	3.46	45	4.69	3.10	13	5.08	3.12	12	6.00	3.77
I find the World Bank websites easy to navigate	2	2.00	1.41	5	5.60	3.65	8	5.25	3.77	26	5.81	3.42	24	4.54	3.15	10	6.10	2.69	18	6.11	2.99	41	5.78	3.43	47	5.83	3.45	13	5.92	3.50	16	5.94	3.23
I find the information on the World Bank's websites useful	2	2.00	1.41	4	4.50	3.11	8	5.38	3.25	22	5.05	3.40	18	5.11	3.32	10	7.00	2.58	16	7.00	2.92	38	5.29	3.35	46	5.74	3.17	12	6.25	3.17	16	6.63	3.42
When I need information from the World Bank I know how to find it *	4	9.00	2.00	5	5.00	4.18	8	3.63	3.02	26	5.15	3.26	25	4.08	3.37	11	7.18	2.40	15	7.20	2.93	44	4.80	3.21	47	6.06	3.39	12	5.75	3.62	15	6.87	2.92
The World Bank is responsive to my information requests and inquiries	3	7.00	5.20	4	5.25	3.40	8	3.75	3.65	24	5.33	3.69	24	4.58	3.67	9	7.89	2.42	14	6.36	3.27	43	5.14	3.60	44	5.39	3.61	10	6.00	3.83	15	7.20	3.08

*Significantly different between stakeholder groups

I. Background Information

Currently, do you professionally collaborate/work with the World Bank in your country?*

Percentage of Respondents	Office of President	Office of Minister	National Assembly	Employee of Ministry/Ministerial Dep/ Implementation Agency	Local Govt.	Bilateral / Multilateral Agency	Private Sector/ Financial Sector/ Private Bank	CSO	Media	Academia/Research Institute/Think Tank	Others
Yes	66.7%	50.0%	23.5%	38.5%	28.8%	25.0%	8.7%	14.3%	15.1%	10.5%	23.5%
No	33.3%	50.0%	76.5%	61.5%	71.2%	75.0%	91.3%	85.7%	84.9%	89.5%	76.5%

*Significantly different between stakeholder groups

Which of the following describes most of your exposure to the World Bank in Afghanistan? (Choose no more than TWO)

Percentage of Respondents	Office of President	Office of Minister	National Assembly	Employee of Ministry/Ministerial Dep/ Implementation Agency	Local Govt.	Bilateral / Multilateral Agency	Private Sector/ Financial Sector/ Private Bank	CSO	Media	Academia/Research Institute/Think Tank	Others
Observer (i.e., follow in media, discuss in informal conversations, etc.)*	75.0%	40.0%	36.4%	11.8%	39.0%	27.3%	45.5%	21.4%	49.2%	28.6%	41.7%
Use World Bank reports/data	25.0%	0.0%	54.5%	41.2%	26.8%	63.6%	40.9%	42.9%	54.1%	50.0%	37.5%
Engage in World Bank related/sponsored events/activities	25.0%	40.0%	27.3%	26.5%	19.5%	27.3%	13.6%	8.9%	4.9%	7.1%	20.8%
Collaborate as part of my professional duties*	50.0%	20.0%	18.2%	52.9%	39.0%	9.1%	13.6%	17.9%	21.3%	14.3%	37.5%
Use World Bank website for information, data, research, etc.	0.0%	20.0%	36.4%	32.4%	41.5%	27.3%	50.0%	60.7%	36.1%	35.7%	29.2%

*Significantly different between stakeholder groups

Appendix C: Responses to All Questions by Geographic Location

A. General Issues facing Afghanistan

	Which best represents your geographic location?					
	Kabul			Outside Kabul		
	N	Mean	SD	N	Mean	SD
Please indicate your perspective on the transition process in Afghanistan, on a ten point scale. (1-Very pessimistic, 10-Very Optimistic)	63	6.40	2.30	272	6.82	2.64

When considering development priorities, which ONE development priority below is the most important in Afghanistan? Which ONE is the second most important priority? Which ONE is the third most important priority?

1 st Most Important		
Percentage of Respondents	Kabul	Outside Kabul
Rural development	8.7%	9.7%
Education	13.0%	32.3%
Social protection	4.3%	2.2%
Transport	8.7%	5.4%
Security/stabilization/reconstruction	34.8%	31.2%
Poverty reduction	4.3%	1.1%
Public sector reform	0.0%	0.0%
Regional integration	0.0%	0.0%
Gender	0.0%	0.0%
Domestic private sector development*	4.3%	0.0%
Foreign direct investment	0.0%	2.2%
Water and sanitation	0.0%	3.2%
Energy	0.0%	0.0%
Monitoring and evaluation	0.0%	0.0%
Public financial management	0.0%	0.0%
Job creation/employment*	4.3%	0.0%
Governance	8.7%	2.2%
Financial markets	0.0%	0.0%
Urban development	0.0%	0.0%
Environmental sustainability	0.0%	0.0%
Equality of opportunity	0.0%	1.1%
Health	0.0%	0.0%
Food security	4.3%	1.1%
Social cohesion	0.0%	0.0%
Climate change	0.0%	0.0%
Agricultural development*	4.3%	0.0%
Trade and exports	0.0%	0.0%
Economic growth	0.0%	1.1%
Law and justice	0.0%	1.1%
Regulatory framework	0.0%	0.0%
Communicable/non-communicable disease	0.0%	0.0%
Basic infrastructure	0.0%	2.2%
Local governance and institutions	0.0%	0.0%
Natural resource management	0.0%	0.0%
Anti corruption	0.0%	3.2%
Disaster management	0.0%	0.0%
Global information and communications technology	0.0%	0.0%

*Significantly different between locations

A. General Issues facing Afghanistan (continued)

When considering development priorities, which ONE development priority below is the most important in Afghanistan? Which ONE is the second most important priority? Which ONE is the third most important priority?

2nd Most Important		
Percentage of Respondents	Kabul	Outside Kabul
Rural development	4.5%	6.5%
Education	18.2%	16.3%
Social protection	0.0%	2.2%
Transport	0.0%	6.5%
Security/stabilization/reconstruction	18.2%	14.1%
Poverty reduction	0.0%	3.3%
Public sector reform	0.0%	0.0%
Regional integration	0.0%	0.0%
Gender	0.0%	1.1%
Domestic private sector development	4.5%	4.3%
Foreign direct investment	0.0%	2.2%
Water and sanitation	0.0%	2.2%
Energy	9.1%	5.4%
Monitoring and evaluation	0.0%	2.2%
Public financial management	0.0%	1.1%
Job creation/employment	4.5%	4.3%
Governance	9.1%	9.8%
Financial markets	0.0%	0.0%
Urban development*	4.5%	0.0%
Environmental sustainability	0.0%	0.0%
Equality of opportunity	0.0%	0.0%
Health	0.0%	1.1%
Food security	0.0%	0.0%
Social cohesion	0.0%	1.1%
Climate change	0.0%	0.0%
Agricultural development	0.0%	3.3%
Trade and exports	0.0%	1.1%
Economic growth	4.5%	2.2%
Law and justice	4.5%	2.2%
Regulatory framework	0.0%	0.0%
Communicable/non-communicable disease	0.0%	0.0%
Basic infrastructure*	4.5%	0.0%
Local governance and institutions	0.0%	1.1%
Natural resource management	4.5%	2.2%
Anti corruption	9.1%	2.2%
Disaster management	0.0%	0.0%
Global information and communications technology	0.0%	0.0%

*Significantly different between locations

A. General Issues facing Afghanistan (continued)

When considering development priorities, which ONE development priority below is the most important in Afghanistan? Which ONE is the second most important priority? Which ONE is the third most important priority?

3 rd Most Important		
Percentage of Respondents	Kabul	Outside Kabul
Rural development	9.1%	2.2%
Education	4.5%	4.4%
Social protection	4.5%	2.2%
Transport	0.0%	2.2%
Security/stabilization/reconstruction	0.0%	7.7%
Poverty reduction	0.0%	2.2%
Public sector reform	0.0%	0.0%
Regional integration	0.0%	0.0%
Gender	4.5%	2.2%
Domestic private sector development	0.0%	3.3%
Foreign direct investment	0.0%	3.3%
Water and sanitation*	4.5%	0.0%
Energy	4.5%	2.2%
Monitoring and evaluation	0.0%	1.1%
Public financial management*	4.5%	0.0%
Job creation/employment	9.1%	2.2%
Governance	4.5%	5.5%
Financial markets	0.0%	0.0%
Urban development	0.0%	1.1%
Environmental sustainability	0.0%	0.0%
Equality of opportunity	0.0%	0.0%
Health	4.5%	4.4%
Food security	4.5%	0.0%
Social cohesion	0.0%	0.0%
Climate change	0.0%	0.0%
Agricultural development	4.5%	13.2%
Trade and exports	0.0%	2.2%
Economic growth	9.1%	6.6%
Law and justice	4.5%	4.4%
Regulatory framework	0.0%	0.0%
Communicable/non-communicable disease	0.0%	0.0%
Basic infrastructure	0.0%	5.5%
Local governance and institutions	0.0%	0.0%
Natural resource management	9.1%	3.3%
Anti corruption	13.6%	13.2%
Disaster management	0.0%	0.0%
Global information and communications technology	0.0%	1.1%

*Significantly different between locations

	Which best represents your geographic location?					
	Kabul			Outside Kabul		
	N	Mean	SD	N	Mean	SD
When thinking about the ongoing transition in Afghanistan, to what extent do you believe the transition related activities will lead to stability and lasting peace in Afghanistan?	63	5.86	2.64	257	5.98	2.92
When thinking about the ongoing transition in Afghanistan, to what extent do you believe the transition related activities will lead to sustainable economic growth in Afghanistan?	63	5.73	2.60	236	5.63	2.80

(1-Not significant at all, 10-Extremely significant)

A. General Issues facing Afghanistan (continued)

Poverty reduction is a broad term that encompasses work in many different areas. Which THREE areas of development listed below do you believe would contribute most to reducing poverty in Afghanistan? (Choose no more than THREE)

Percentage of Respondents (Responses Combined)	Kabul	Outside Kabul
Water and sanitation	4.8%	4.4%
Equality of opportunity	7.9%	12.8%
Economic growth	47.6%	37.0%
Climate change	0.0%	0.0%
Disaster management	0.0%	0.3%
Regional integration	1.6%	0.3%
Gender	3.2%	4.7%
Rural development*	14.3%	5.7%
Urban development	1.6%	3.4%
Education	39.7%	34.7%
Regulatory framework	0.0%	1.0%
Local governance and institutions	3.2%	4.4%
Basic infrastructure	12.7%	15.2%
Social protection	3.2%	3.7%
Law and justice	3.2%	6.4%
Transport	3.2%	6.4%
Communicable/non-communicable disease	1.6%	0.7%
Security/stabilization/reconstruction	39.7%	40.7%
Global information and communications technology	1.6%	0.3%
Public sector reform	0.0%	1.7%
Domestic private sector development	3.2%	5.7%
Foreign direct investment	1.6%	7.4%
Energy	11.1%	14.5%
Food security	3.2%	2.7%
Monitoring and evaluation	0.0%	0.3%
Governance	7.9%	6.7%
Social cohesion*	4.8%	1.0%
Natural resource management	9.5%	10.8%
Environmental sustainability	0.0%	0.7%
Health	4.8%	5.4%
Public financial management	0.0%	2.0%
Agricultural development	22.2%	20.2%
Job creation/employment	23.8%	19.9%
Financial markets	0.0%	1.0%
Trade and exports	4.8%	3.7%
Anti corruption	14.3%	11.1%

*Significantly different between locations

A. General Issues facing Afghanistan (continued)

Economic growth can be driven by a number of factors. Which THREE areas below do you believe would contribute most to generating economic growth in Afghanistan? (Choose no more than THREE)

Percentage of Respondents (Responses Combined)	Kabul	Outside Kabul
Energy	54.0%	42.2%
Equality of opportunity	6.3%	7.1%
Social protection	1.6%	6.1%
Climate change	0.0%	0.7%
Anti corruption	33.3%	26.7%
Disaster management	0.0%	0.3%
Rural development	6.3%	7.1%
Foreign direct investment	6.3%	15.2%
Urban development	1.6%	1.4%
Water and sanitation	3.2%	2.7%
Education	25.4%	29.1%
Global information and communications technology	0.0%	1.7%
Regulatory framework	0.0%	0.3%
Communicable/non-communicable disease	1.6%	1.0%
Trade and exports	27.0%	16.6%
Social cohesion	4.8%	3.4%
Public sector reform	1.6%	2.4%
Regional integration	0.0%	0.0%
Domestic private sector development	4.8%	4.4%
Job creation/employment	12.7%	13.9%
Agricultural development*	31.7%	19.3%
Food security	3.2%	1.0%
Governance	3.2%	6.8%
Transport	7.9%	7.1%
Security/stabilization/reconstruction	28.6%	34.1%
Monitoring and evaluation	0.0%	1.0%
Gender	3.2%	1.7%
Natural resource management	12.7%	14.5%
Environmental sustainability	0.0%	0.3%
Health	3.2%	2.7%
Basic infrastructure	7.9%	13.2%
Law and justice	6.3%	4.7%
Local governance and institutions	0.0%	3.7%
Public financial management	0.0%	3.7%
Financial markets	1.6%	2.4%

*Significantly different between locations

B. Overall Attitudes toward the World Bank

	Which best represents your geographic location?					
	Kabul			Outside Kabul		
	N	Mean	SD	N	Mean	SD
How familiar are you with the work of the World Bank in Afghanistan? *	65	6.57	2.31	298	5.74	2.88

(1-Not familiar at all, 10-Extremely familiar); *Significantly different between locations

	Which best represents your geographic location?					
	Kabul			Outside Kabul		
	N	Mean	SD	N	Mean	SD
Overall, please rate your impression of the World Bank's effectiveness in Afghanistan.	64	7.59	2.32	262	7.46	2.62

(1-Not effective at all, 10-Very effective)

B. Overall Attitudes toward the World Bank (continued)

To what extent do you agree with the following statements about the World Bank in Afghanistan, on a ten point scale? (1-Strongly disagree, 10 Strongly agree)

	Which best represents your geographic location?					
	Kabul			Outside Kabul		
	N	Mean	SD	N	Mean	SD
The World Bank's staff is well prepared to help Afghanistan solve its most complicated development challenges.	56	6.89	2.53	239	6.81	2.92
The World Bank's financial instruments meet the needs of Afghanistan.	61	6.93	2.48	278	7.10	2.93
The World Bank meets Afghanistan's needs for knowledge services.	57	6.32	2.44	251	6.34	2.94

When thinking about how the World Bank can have the most impact on development results in Afghanistan, in which sectoral areas do you believe the World Bank should focus most of its attention and resources in Afghanistan? (Choose no more than THREE)

Percentage of Respondents (Responses Combined)	Kabul	Outside Kabul
Rural development	19.4%	18.0%
Education	54.8%	49.5%
Governance	14.5%	19.0%
Security/stabilization/reconstruction*	29.0%	47.1%
Social protection	4.8%	1.7%
Transport	4.8%	9.3%
Poverty reduction	11.3%	9.7%
Public sector reform	1.6%	1.4%
Regional integration	1.6%	0.7%
Gender	3.2%	3.8%
Domestic private sector development	3.2%	4.8%
Foreign direct investment	6.5%	4.5%
Water and sanitation	0.0%	3.5%
Energy	19.4%	18.3%
Monitoring and evaluation	1.6%	2.1%
Social cohesion	3.2%	1.7%
Public financial management	3.2%	2.1%
Job creation/employment	14.5%	9.0%
Financial markets	1.6%	2.4%
Urban development*	4.8%	0.3%
Environmental sustainability	1.6%	1.0%
Equality of opportunity	1.6%	3.5%
Health*	16.1%	6.2%
Food security	1.6%	2.4%
Climate change	1.6%	0.3%
Agricultural development	21.0%	13.5%
Trade and exports	1.6%	3.8%
Economic growth	17.7%	18.0%
Law and justice	4.8%	5.9%
Local governance and institutions	3.2%	2.1%
Regulatory framework	0.0%	0.0%
Communicable/non-communicable disease	0.0%	0.3%
Basic infrastructure	8.1%	12.5%
Natural resource management	6.5%	6.6%
Anti corruption	9.7%	12.8%
Disaster management	0.0%	0.3%
Global information and communications technology	1.6%	0.7%

*Significantly different between locations

B. Overall Attitudes toward the World Bank (continued)

When thinking about the World Bank's role, which activity do you believe is of greatest VALUE and which activity is of second greatest value in Afghanistan?

Greatest Value		
Percentage of Respondents	Kabul	Outside Kabul
Financial resources	34.8%	40.5%
Mobilizing third party financial resources	21.7%	17.4%
Technical assistance	0.0%	6.6%
Policy advice	8.7%	4.1%
Donor coordination	8.7%	12.4%
Data	0.0%	0.8%
Training/capacity building	13.0%	12.4%
Studies/analyses	0.0%	0.0%
Convening/facilitating	0.0%	0.0%
Linkage to non-Bank expertise (e.g., South-South knowledge sharing)	0.0%	0.0%
Strategy formulation (e.g., ANDS assistance)	8.7%	5.8%
Other*	4.3%	0.0%

*Significantly different between locations

When thinking about the World Bank's role, which activity do you believe is of greatest VALUE and which activity is of second greatest value in Afghanistan?

2 nd Greatest Value		
Percentage of Respondents	Kabul	Outside Kabul
Financial resources	19.0%	10.9%
Mobilizing third party financial resources	28.6%	12.6%
Technical assistance	4.8%	7.6%
Policy advice	0.0%	7.6%
Donor coordination	14.3%	8.4%
Data	0.0%	1.7%
Training/capacity building	9.5%	21.0%
Studies/analyses	4.8%	2.5%
Convening/facilitating	4.8%	1.7%
Linkage to non-Bank expertise (e.g., South-South knowledge sharing)	4.8%	5.9%
Strategy formulation (e.g., ANDS assistance)	9.5%	12.6%
Other	0.0%	5.0%

Which of the following do you identify as the World Bank's greatest WEAKNESSES in its work in Afghanistan? (Choose no more than TWO)

Percentage of Respondents (Responses Combined)	Kabul	Outside Kabul
Imposing technocratic solutions without regard to political realities	20.4%	15.3%
Not exploring alternative policy options	14.8%	19.3%
Too bureaucratic in its operational policies and procedures	13.0%	9.5%
Staff too inaccessible	16.7%	15.6%
Arrogant in its approach	7.4%	7.3%
Not client focused	1.9%	7.3%
The credibility of its knowledge/data	7.4%	9.8%
Not willing to honestly criticize policies and reform efforts in the country	13.0%	15.6%
Too influenced by developed countries*	27.8%	14.9%
Not enough public disclosure of its work	16.7%	17.5%
World Bank processes too slow and complex	20.4%	20.4%
Not aligned with country priorities	24.1%	29.8%
Not aligned with other donors' work	11.1%	7.6%
Not collaborating enough with non-state actors	5.6%	8.4%
Other	1.9%	3.6%

*Significantly different between locations

B. Overall Attitudes toward the World Bank (continued)

Which World Bank instruments do you believe are the MOST effective in reducing poverty in Afghanistan? (Choose no more than TWO)

Percentage of Respondents (Responses Combined)	Kabul	Outside Kabul
Investment lending	68.7%	65.4%
Capacity development	38.8%	40.4%
Policy based lending/ budget support to the Government	29.9%	32.5%
Analytical work	10.4%	6.5%
Technical assistance	13.4%	14.0%
Trust Fund management	9.0%	11.3%
Co-financing arrangements	20.9%	18.5%
Don't know	4.5%	5.5%

Which World Bank instruments do you believe are LEAST effective in helping to reduce poverty in Afghanistan? (Choose no more than TWO)

Percentage of Respondents (Responses Combined)	Kabul	Outside Kabul
Investment lending	16.4%	19.1%
Capacity development	13.1%	22.0%
Policy based lending/ budget support to the Government	18.0%	12.4%
Analytical work	32.8%	36.5%
Technical assistance	27.9%	21.3%
Trust Fund management	18.0%	22.0%
Co-financing arrangements	13.1%	17.0%
Don't know	32.8%	26.2%

	Which best represents your geographic location?					
	Kabul			Outside Kabul		
	N	Mean	SD	N	Mean	SD
The World Bank SHOULD seek to influence the global development agenda, on a ten point scale?	62	7.13	2.74	249	7.56	2.79
The World Bank DOES seek to influence the global development agenda, on a ten point scale?	59	6.49	2.21	233	6.32	3.01

(1-To no degree at all, 10-To a very significant degree)

In addition to the regular relations with the national government as its main interlocutor, which TWO of the following groups should the World Bank collaborate with more in your country to ensure better development results there? (Choose no more than TWO)

Percentage of Respondents (Responses Combined)	Kabul	Outside Kabul
NGOs	22.6%	20.7%
Local Government	22.6%	30.7%
Beneficiaries	21.0%	16.6%
Private sector	29.0%	22.4%
Community Development Councils (CDCs)	14.5%	23.1%
Donor community*	14.5%	6.2%
Foundations	3.2%	10.0%
Academia/think tanks/research institutes	12.9%	9.3%
Parliament	8.1%	11.7%
Media	12.9%	21.0%
Emerging donors	4.8%	2.4%
UN agencies	12.9%	12.1%
International Security Assistance Force (ISAF)	3.2%	5.2%
Regional organizations (e.g., SAARC, ECO)	4.8%	3.1%
Other	4.8%	3.4%

*Significantly different between locations

B. Overall Attitudes toward the World Bank (continued)**To what extent do you agree with the following statements about the World Bank's work in Afghanistan, on a ten point scale?**

	Which best represents your geographic location?					
	Kabul			Outside Kabul		
	N	Mean	SD	N	Mean	SD
Overall the World Bank currently plays a relevant role in development in Afghanistan	63	7.32	2.41	271	7.75	2.79
The World Bank's work is aligned with what I consider the development priorities for this country	58	6.48	2.65	253	6.44	2.99
The World Bank supports programs and strategies that are realistic for Afghanistan	55	6.35	2.59	235	6.24	2.80
The World Bank treats clients and stakeholders in Afghanistan with respect	52	7.83	2.26	217	7.19	3.03

(1-Strongly disagree, 10-Strongly agree)

To what extent is the World Bank an effective development partner in Afghanistan in terms of ..., on a ten point scale?

	Which best represents your geographic location?					
	Kabul			Outside Kabul		
	N	Mean	SD	N	Mean	SD
Follow up and follow through	50	6.16	2.57	206	5.97	3.16
Responsiveness	50	6.18	2.35	191	6.08	3.04
Flexibility (in terms of the institution's products and services)	48	6.56	2.29	200	6.38	2.88
Flexibility (in terms of changing country circumstances)	45	6.24	2.08	184	6.17	2.84
Being inclusive	48	5.96	2.41	205	6.27	3.03
Openness (sharing data and other information) *	51	7.06	2.36	186	6.09	2.95
Staff accessibility	51	6.12	2.53	193	5.53	3.19
Straightforwardness and honesty	48	6.88	2.40	190	6.61	2.98
Collaboration with groups outside of the Government	44	6.59	2.21	197	6.27	2.98
Collaboration with the Government	53	7.62	2.02	215	7.13	2.80
Collaboration with other donors	46	6.98	2.43	196	7.04	2.92

(1-To no degree at all, 10-To a very significant degree); *Significantly different between locations

When World Bank assisted reform efforts fail or are slow to take place, which THREE of the following would you attribute this to? (Choose no more than THREE)

Percentage of Respondents (Responses Combined)	Kabul	Outside Kabul
The World Bank works too slowly	31.1%	27.0%
The Government works inefficiently	47.5%	55.3%
There is not an adequate level of citizen/civil society participation	39.3%	27.0%
Poor donor coordination	24.6%	18.4%
The World Bank does not do adequate follow through/follow-up	13.1%	13.7%
Lack of/inadequate levels of capacity in Government	39.3%	36.2%
Political pressures and obstacles	27.9%	31.7%
Reforms are not well thought out in light of country challenges	14.8%	13.0%
Ongoing conflict and instability	34.4%	40.6%
Inadequate funding	11.5%	13.0%
Other	1.6%	1.0%

C. World Bank Effectiveness and Results

	Which best represents your geographic location?					
	Kabul			Outside Kabul		
	N	Mean	SD	N	Mean	SD
To what degree does the World Bank's work help achieve sustainable development results in Afghanistan?	63	7.05	2.46	268	7.36	2.49

(1-To no degree at all, 10-To a very significant degree)

How effective do you believe the World Bank is in terms of the work it does in the following areas of development in Afghanistan, on a ten point scale? (1-Not effective at all, 10-Very effective)

	Which best represents your geographic location?					
	Kabul			Outside Kabul		
	N	Mean	SD	N	Mean	SD
Anti corruption	53	3.30	2.53	255	3.60	3.26
Global information and communications technology	52	6.62	2.43	223	5.96	2.89
Transport	53	5.94	2.56	241	6.22	2.90
Law and justice	51	4.47	2.56	237	4.33	2.96
Urban development	52	5.38	2.58	246	5.03	2.83
Environmental sustainability	49	4.27	2.50	230	4.38	2.94
Regulatory framework	47	4.28	2.41	213	4.36	2.76
Basic infrastructure	54	5.76	2.60	228	4.99	3.10
Communicable/non-communicable disease	53	5.30	2.61	211	5.45	3.03
Poverty reduction	57	5.02	2.70	237	4.86	3.04
Gender	49	5.33	2.67	221	5.51	2.85
Domestic private sector development	47	5.23	2.12	217	5.42	2.91
Foreign direct investment	48	4.71	2.50	222	5.27	3.05
Local governance and institutions	49	5.24	2.64	226	5.12	2.99
Water and sanitation	53	5.13	2.35	233	5.35	2.98
Trade and exports	49	5.27	2.33	232	5.47	2.95
Economic growth	53	5.91	2.44	226	5.69	2.89
Energy	54	5.50	2.78	237	4.73	3.18
Disaster management	47	3.79	2.18	223	4.61	2.90
Monitoring and evaluation	51	5.10	2.74	217	4.41	2.72
Public financial management	52	5.50	2.56	213	4.89	2.88
Job creation/employment	53	5.32	2.85	222	4.83	3.05
Social cohesion	51	5.06	2.76	217	4.26	2.83
Financial markets	48	4.88	2.34	207	4.46	2.73
Equality of opportunity	49	4.51	2.61	215	4.19	2.83
Health	52	6.38	2.20	234	6.30	2.88
Rural development	51	6.75	2.53	234	6.44	2.88
Governance	51	5.31	2.54	227	4.91	2.93
Food security	50	5.34	2.64	214	4.96	2.89
Education	52	6.65	2.13	241	6.77	2.81
Security/stabilization/reconstruction	51	5.49	2.61	227	5.07	3.08
Social protection	51	4.61	2.36	222	4.61	2.80
Public sector reform	49	4.94	2.44	208	4.71	2.74
Regional integration	43	4.91	2.30	186	4.50	2.70
Agricultural development	52	5.62	2.34	234	5.69	3.02
Natural resource management	51	4.82	2.78	220	4.66	3.19

D. The Afghanistan Reconstruction Trust Fund (ARTF)

	Which best represents your geographic location?					
	Kabul			Outside Kabul		
	N	Mean	SD	N	Mean	SD
How familiar are you with the work of the ARTF in Afghanistan, on a ten point scale? (1-Not familiar at all, 10-Extremely familiar)	57	5.49	3.16	236	5.03	3.23

(1-Not familiar at all, 10-Extremely familiar)

To what extent do you agree/ disagree with the following statements, on a ten-point scale? (1-Strongly disagree, 10-Strongly agree)

	Which best represents your geographic location?					
	Kabul			Outside Kabul		
	N	Mean	SD	N	Mean	SD
The ARTF priorities are aligned with the key development priorities in Afghanistan.*	51	6.51	2.72	220	5.19	3.05
The ARTF distributes resources fairly and equally throughout the country.*	49	5.67	2.93	226	4.33	2.96
The ARTF distributes resources in a way that effectively supports the key development priorities in Afghanistan.*	46	6.28	3.02	222	4.81	2.95
The ARTF's efforts are leading to sustainable results on the ground.*	48	7.42	2.23	225	6.27	3.11
The ARTF collaborates well with the Afghanistan Government.*	48	7.04	2.54	201	5.21	3.03
The World Bank collaborates well with other ARTF donors.*	48	7.33	2.39	193	6.19	3.01
There should be more oversight of how ARTF resources are spent.	48	7.23	2.94	226	7.42	3.03
There should be more public information available about the work of the ARTF.	51	8.14	2.54	235	7.69	3.15
The ARTF is flexible and responds to changing conditions in Afghanistan.*	41	7.20	2.26	204	5.64	3.13

*Significantly different between locations;

E. The World Bank's Knowledge

How frequently do you consult World Bank knowledge and research (e.g., data, analysis, reports) in the work you do?

Percentage of Respondents	Kabul	Outside Kabul
Weekly	3.3%	3.1%
Monthly	18.0%	11.9%
A few times a year	23.0%	11.9%
Rarely	39.3%	48.6%
Never	16.4%	24.5%

E. The World Bank's Knowledge (continued)

When thinking about the development challenges in Afghanistan, where do you believe it would be most valuable for the World Bank to focus its research and knowledge efforts in the next few years? (Choose no more than THREE)

Percentage of Respondents (Responses Combined)	Kabul	Outside Kabul
Public sector reform	7.0%	7.6%
Gender	8.8%	3.8%
Social cohesion	12.3%	5.5%
Education	45.6%	55.7%
Domestic private sector development	8.8%	6.9%
Foreign direct investment	3.5%	6.2%
Water and sanitation	5.3%	4.1%
Trade and exports	8.8%	7.9%
Economic growth	28.1%	21.6%
Energy	24.6%	25.8%
Disaster management	1.8%	1.0%
Monitoring and evaluation	3.5%	2.4%
Governance	12.3%	15.1%
Social protection	1.8%	1.4%
Climate change	0.0%	0.3%
Poverty reduction	10.5%	10.3%
Law and justice	8.8%	8.2%
Security/stabilization/reconstruction	22.8%	33.7%
Anti corruption	21.1%	18.9%
Financial markets	3.5%	1.0%
Equality of opportunity	1.8%	3.4%
Urban development	0.0%	1.7%
Regional integration	1.8%	1.0%
Global information and communications technology	0.0%	0.7%
Local governance and institutions	0.0%	2.4%
Transport	3.5%	4.5%
Agricultural development	14.0%	12.7%
Natural resource management	5.3%	4.1%
Public financial management	0.0%	1.4%
Job creation/employment	10.5%	6.5%
Health	5.3%	6.5%
Rural development	5.3%	3.4%
Food security	0.0%	0.3%
Environmental sustainability*	1.8%	0.0%
Regulatory framework	0.0%	0.7%
Basic infrastructure	10.5%	12.4%
Communicable/non-communicable disease	0.0%	0.0%

*Significantly different between locations

How effective do you believe the World Bank's knowledge and research are at... in Afghanistan? (1-Not effective at all, 10-Very effective)

	Which best represents your geographic location?					
	Kabul			Outside Kabul		
	N	Mean	SD	N	Mean	SD
Raising your awareness of the particular topic	48	6.98	2.37	220	6.30	3.09
Stimulating public debate/dialogue	53	7.00	2.15	245	6.77	3.16
Enhancing your knowledge and/or skills	49	7.31	2.49	238	6.95	3.05
Contributing to good policy making	49	6.76	2.33	229	6.37	2.97
Providing support for program implementation	49	7.47	2.02	239	6.90	2.92

E. The World Bank's Knowledge (continued)

To what extent do you believe that the World Bank's knowledge and research ... in Afghanistan? (1-To no degree at all, 10-To a very significant degree)

	Which best represents your geographic location?					
	Kabul			Outside Kabul		
	N	Mean	SD	N	Mean	SD
Are timely	50	6.60	2.70	220	6.24	3.15
Include appropriate level of stakeholder involvement during preparation	41	6.02	2.23	210	5.98	2.96
Are relevant to Afghanistan's development priorities	50	6.52	2.18	246	6.25	2.90
Provide feasible recommendations*	49	6.65	2.10	209	5.64	2.90
Are accessible (well written and easy to understand)	49	6.51	2.69	225	6.07	3.09
A source of relevant information on global good practices	48	7.42	1.96	246	7.00	2.97
Are adequately disseminated	47	5.91	2.34	214	5.35	2.97
Are appropriately translated*	44	6.98	2.12	216	5.90	2.99
Are adaptable to Afghanistan's development challenges*	50	7.32	2.29	240	6.05	3.08

*Significantly different between locations

	Which best represents your geographic location?					
	Kabul			Outside Kabul		
	N	Mean	SD	N	Mean	SD
Overall, how significant a contribution do you believe the World Bank's knowledge and research make to development results in your country?	58	7.83	1.79	277	7.77	2.48
Overall, how would you rate the technical quality of the World Bank's knowledge/research?	60	7.40	2.05	269	6.73	2.65

(1-Not significant at all, 10-Very significant; 1-Very low technical quality, 10-Very high technical quality)

F. Working with the World Bank

To what extent do you agree/disagree with the following statements, on a ten point scale? (1-Strongly disagree, 10-Strongly agree)

	Which best represents your geographic location?					
	Kabul			Outside Kabul		
	N	Mean	SD	N	Mean	SD
The World Bank disburses funds promptly	50	5.92	2.61	213	5.53	3.12
The World Bank effectively monitors and evaluates the projects and programs it supports*	53	6.91	2.54	240	5.08	2.99
The World Bank's approvals and reviews are done in a timely fashion	50	6.66	2.50	212	5.87	2.97
The World Bank's "Safeguard Policy" requirements are reasonable	42	6.67	2.15	220	6.40	2.99
Working with the World Bank increases Afghanistan's institutional capacity	58	8.00	2.10	245	7.42	2.81
The World Bank ensures consistency and continuity through staff changes	49	6.92	2.52	220	7.02	2.86
The World Bank's teams and visits are well coordinated*	43	7.02	2.49	209	5.83	3.01
Where country systems (e.g., procurement, financial management, etc.) are adequate, the World Bank makes appropriate use of them	48	7.50	2.14	234	7.15	2.94
The World Bank provides effective implementation support (i.e., supervision of projects)	50	7.52	2.27	242	6.73	2.97

*Significantly different between locations;

	Which best represents your geographic location?					
	Kabul			Outside Kabul		
	N	Mean	SD	N	Mean	SD
To what extent do you believe the World Bank is adequately staffed in Afghanistan?	36	7.78	1.77	169	7.02	2.90

(1-To no degree at all, 10-To a very significant degree)

G. The Future Role of the World Bank in Afghanistan

	Which best represents your geographic location?					
	Kabul			Outside Kabul		
	N	Mean	SD	N	Mean	SD
How significant a role do you believe the World Bank SHOULD play in Afghanistan's development throughout the transition period?	56	8.29	2.34	275	8.25	2.36

1-Not a significant role at all, 10-Very significant role)

Which of the following SHOULD the World Bank do to make itself of greater value in Afghanistan? (Choose no more than TWO)

Percentage of Respondents (Responses Combined)	Kabul	Outside Kabul
Improve the quality of its experts as related to Afghanistan's specific challenges	36.1%	31.5%
Reduce the complexity of obtaining World Bank financing	24.6%	23.3%
Ensure that aid is distributed fairly and equally throughout the country	47.5%	50.5%
Focus primarily on advocacy issues	1.6%	6.5%
Ensure greater selectivity in its work	18.0%	20.8%
Provide more adequate data/knowledge/statistics/figures on Afghanistan's economy	11.5%	10.4%
Offer more innovative financial products	19.7%	19.4%
Offer more innovative knowledge services	6.6%	6.8%
Work faster	16.4%	20.4%
Increase the level of World Bank staffing in Afghanistan's office	4.9%	8.2%
Other	3.3%	1.4%

H. Communication and Information Sharing

Where do you get most of your information about economic and social development issues in Afghanistan? (Choose no more than TWO)

Percentage of Respondents (Responses Combined)	Kabul	Outside Kabul
Local newspapers	28.3%	26.3%
International newspapers	5.0%	3.2%
Local radio*	13.3%	30.2%
International radio	25.0%	24.9%
Local television	41.7%	40.6%
International television	23.3%	20.3%
Periodicals	3.3%	3.2%
Internet	48.3%	35.6%
Blogs	5.0%	3.2%
Mobile phones	1.7%	3.9%
Instant messaging	0.0%	1.4%
Other	3.3%	1.4%

*Significantly different between locations

How would you prefer to receive information from the World Bank? (Choose no more than TWO)

Percentage of Respondents (Responses Combined)	Kabul	Outside Kabul
World Bank website	41.7%	32.0%
Direct contact with World Bank (i.e., face to face meetings/discussions)	6.7%	12.1%
Quarterly Country Update*	10.0%	21.4%
Instant messaging	11.7%	10.3%
World Bank seminars/workshops/conferences	35.0%	39.9%
World Bank Development Information Corners	6.7%	10.3%
World Bank publications and other written materials*	46.7%	22.8%
Mobile phones	6.7%	12.5%
Social media (Facebook, Twitter, YouTube)	13.3%	16.7%
Blogs	6.7%	12.1%
Other	3.3%	3.9%

*Significantly different between locations

H. Communication and Information Sharing (continued)

Are you aware of the World Bank's Access to Information Policy under which the Bank will now disclose any information in its possession that is not a list of exceptions?

Percentage of Respondents	Kabul	Outside Kabul
Yes	20.6%	30.7%
No	79.4%	69.3%

Have you requested information from the World Bank on its activities in the past year?*

Percentage of Respondents	Kabul	Outside Kabul
Yes	27.9%	12.3%
No	72.1%	87.7%

*Significantly different between locations

Were you able to obtain this information?

Percentage of Respondents	Kabul	Outside Kabul
Yes	64.7%	51.7%
No	35.3%	48.3%

Do you have access to the Internet?*

Percentage of Respondents	Kabul	Outside Kabul
Yes	85.7%	73.3%
No	14.3%	26.7%

*Significantly different between locations

Do you use/have used the World Bank website?*

Percentage of Respondents	Kabul	Outside Kabul
Yes	44.8%	30.8%
No	55.2%	69.2%

*Significantly different between locations

Which do you primarily use?

Percentage of Respondents	Kabul	Outside Kabul
The World Bank's country website	84.2%	70.5%
The World Bank's main website	15.8%	29.5%

H. Communication and Information Sharing (continued)

Do you use/have you used the World Bank's Public Information Centers (PICs) in Afghanistan?*

Percentage of Respondents	Kabul	Outside Kabul
Yes	16.7%	5.6%
No	57.4%	68.7%
I don't know what PIC is	25.9%	25.7%

*Significantly different between locations

Please rate how much you agree with the following statements, on a ten point scale. (1-Strongly disagree, 10-Strongly agree)

	Which best represents your geographic location?					
	Kabul			Outside Kabul		
	N	Mean	SD	N	Mean	SD
I use more data from the World Bank as a result of the organization's Open Data policy	51	5.33	3.25	203	5.07	3.42
The World Bank's PIC is a valuable source of information related to development in Afghanistan	35	5.06	3.15	169	5.07	3.23
I find the World Bank websites easy to navigate	41	5.85	3.08	167	5.60	3.40
I find the information on the World Bank's websites useful	36	6.25	3.02	154	5.64	3.26
When I need information from the World Bank I know how to find it *	42	6.48	3.26	170	5.31	3.34
The World Bank is responsive to my information requests and inquiries *	38	6.84	3.29	160	5.05	3.53

*Significantly different between locations;

I. Background Information

Currently, do you professionally collaborate/work with the World Bank in your country?*

Percentage of Respondents	Kabul	Outside Kabul
Yes	31.7%	19.9%
No	68.3%	80.1%

*Significantly different between locations

Which of the following describes most of your exposure to the World Bank in Afghanistan? (Choose no more than TWO)

Percentage of Respondents (Responses Combined)	Kabul	Outside Kabul
Observer (i.e., follow in media, discuss in informal conversations, etc.)	30.0%	33.8%
Use World Bank reports/data	46.0%	42.4%
Engage in World Bank related/sponsored events/activities *	28.0%	12.6%
Collaborate as part of my professional duties	30.0%	27.3%
Use World Bank website for information, data, research, etc.	30.0%	43.7%

*Significantly different between locations

Appendix D: Responses to All Questions by Year¹

FY '08 Response Number = 386 • FY '12 Response Number = 397

B. Overall Attitudes toward the World Bank

	year					
	FY 2008			FY 2012		
	N	Mean	SD	N	Mean	SD
How familiar are you with the work of the World Bank in Afghanistan, on a ten point scale?*	384	4.96	2.74	387	5.86	2.82

(1-Not familiar at all, 10-Extremely familiar); *Significantly different between FY12 and FY08 country surveys

	year					
	FY 2008			FY 2012		
	N	Mean	SD	N	Mean	SD
Overall, please rate your impression of the World Bank's effectiveness in Afghanistan, on a ten point scale?*	344	7.06	2.53	344	7.48	2.59

(1-Not effective at all, 10-Very effective); *Significantly different between FY12 and FY08 country surveys

When thinking about the World Bank's role, which activity do you believe is of greatest VALUE and which activity is of second greatest value in Afghanistan?

Greatest Value		
Percentage of Respondents	2008	2012
Financial resources*	16.9%	39.7%
Mobilizing third party financial resources*	6.5%	17.3%
Technical assistance	9.4%	5.8%
Policy advice*	15.1%	5.8%
Donor coordination*	18.5%	11.5%
Training/capacity building	8.6%	12.2%
Studies/analyses*	12.5%	0.0%
Convening/facilitating*	4.7%	0.0%
Other*	7.8%	0.6%

*Significantly different between FY12 and FY08 country surveys

When thinking about the World Bank's role, which activity do you believe is of greatest VALUE and which activity is of second greatest value in Afghanistan?

2 nd Greatest Value		
Percentage of Respondents	2008	2012
Financial resources	19.0%	12.0%
Mobilizing third party financial resources	11.4%	14.7%
Technical assistance	5.3%	6.7%
Policy advice	14.0%	8.0%
Donor coordination	11.9%	10.0%
Training/capacity building	18.8%	18.7%
Studies/analyses *	7.1%	2.7%
Convening/facilitating	5.8%	2.7%
Other	6.6%	4.0%

*Significantly different between FY12 and FY08 country surveys

¹ Only those questions that were asked in the FY '08 and FY '12 country surveys, with similar response scales/options, are presented.

B. Overall Attitudes toward the World Bank (continued)

Which of the following do you identify as the World Bank's greatest WEAKNESSES in its work in Afghanistan? (Choose no more than TWO)

Percentage of Respondents (Responses combined)	2008	2012
Imposing technocratic solutions without regard to political realities*	35.1%	16.4%
Not exploring alternative policy options*	35.3%	18.2%
Too bureaucratic in its operational policies and procedures*	22.1%	9.8%
Staff too inaccessible*	29.4%	15.3%
Arrogant in its approach*	18.2%	7.8%
Too influenced by developed countries*	51.6%	17.6%
Other*	8.3%	3.2%

*Significantly different between FY12 and FY08 country surveys

To what extent do you agree with the following statements about the World Bank's work in Afghanistan, on a ten point scale? (1-Strongly disagree, 10-Strongly agree)

	year					
	FY 2008			FY 2012		
	N	Mean	SD	N	Mean	SD
Overall the World Bank currently plays a relevant role in development in Afghanistan *	350	6.88	2.64	353	7.65	2.73
The World Bank's work is aligned with what I consider the development priorities for this country	353	6.31	2.48	326	6.38	2.93
The World Bank supports programs and strategies that are realistic for Afghanistan	344	6.06	2.66	305	6.24	2.77
The World Bank treats clients and stakeholders in Afghanistan with respect	317	7.51	2.36	281	7.31	2.91

*Significantly different between FY12 and FY08 country surveys

	year					
	FY 2008			FY 2012		
	N	Mean	SD	N	Mean	SD
Flexibility (in terms of changing country circumstances)	164	6.68	2.75	240	6.18	2.70
Staff accessibility *	298	6.84	2.56	254	5.65	3.07
Straightforwardness and honesty *	317	7.32	2.42	249	6.65	2.86

(1-To no degree at all, 10-To a very significant degree); *Significantly different between FY12 and FY08 country surveys

C. World Bank Effectiveness and Results

How effective do you believe the World Bank is in terms of the work it does in the following areas of development in Afghanistan, on a ten point scale? (1-Not effective at all, 10-Very effective)

	year					
	FY 2008			FY 2012		
	N	Mean	SD	N	Mean	SD
Anti corruption*	348	6.72	3.09	326	3.50	3.11
Urban development*	347	6.76	2.75	317	5.04	2.76
Regulatory framework*	322	6.55	2.63	275	4.31	2.67
Basic infrastructure*	334	7.55	2.61	297	5.09	3.00
Poverty reduction*	357	7.89	2.64	311	4.88	2.95
Gender*	306	6.51	2.63	287	5.45	2.80
Domestic private sector development*	342	7.04	2.71	279	5.39	2.76
Economic growth*	357	7.95	2.48	293	5.74	2.79
Public financial management*	345	7.55	2.57	277	4.98	2.82
Health*	348	7.83	2.25	300	6.31	2.76
Education*	344	7.95	2.42	309	6.74	2.70
Social protection*	336	6.89	2.66	287	4.57	2.73
Public sector reform*	334	7.33	2.44	271	4.70	2.69
Regional integration*	320	7.19	2.62	242	4.53	2.64
Agricultural development*	329	7.59	2.43	300	5.63	2.90
Natural resource management*	337	7.24	2.53	286	4.63	3.09

*Significantly different between FY12 and FY08 country surveys

D. Afghanistan Reconstruction Trust Fund

	year					
	FY 2008			FY 2012		
	N	Mean	SD	N	Mean	SD
How familiar are you with the work of the ARTF in Afghanistan? *	312	4.06	3.17	310	5.12	3.19

(1-Not familiar at all, 10-Very familiar); *Significantly different between FY12 and FY08 country surveys;

To what extent do you agree/disagree with the following statements, on a ten point scale? (1-Strongly disagree, 10-Strongly agree)

	year					
	FY 2008			FY 2012		
	N	Mean	SD	N	Mean	SD
The ARTF priorities are aligned with the key development priorities in Afghanistan. *	208	6.75	2.59	285	5.35	3.01
The ARTF distributes resources in a way that effectively supports the key development priorities in Afghanistan. *	206	6.57	2.51	282	5.05	2.98
The ARTF's efforts are leading to sustainable results on the ground.	209	6.56	2.39	286	6.48	2.98
The ARTF collaborates well with the Afghanistan Government. *	215	6.84	2.48	259	5.60	3.04
The World Bank collaborates well with other ARTF donors. *	195	7.19	2.33	254	6.40	2.93
There should be more oversight of how ARTF resources are spent. *	216	7.93	2.56	284	7.36	3.02
There should be more public information available about the work of the ARTF.	220	8.14	2.41	298	7.73	3.05
The ARTF is flexible and responds to changing conditions in Afghanistan. *	187	6.71	2.75	255	5.88	3.04

*Significantly different between FY12 and FY08 country surveys;

E. The World Bank's Knowledge

When thinking about the development challenges in Afghanistan, where do you believe it would be most valuable for the World Bank to focus its research and knowledge efforts in the next few years? (Choose no more than THREE)

Percentage of Respondents (Responses combined)	2008	2012
Public sector reform*	2.9%	7.1%
Education*	63.2%	53.3%
Domestic private sector development	9.0%	7.1%
Water and sanitation	1.9%	4.1%
Energy*	12.0%	26.1%
Monitoring and evaluation	2.9%	3.0%
Governance*	6.9%	14.9%
Social protection*	6.8%	1.4%
Poverty reduction	14.3%	10.6%
Anti corruption	16.4%	18.8%
Financial markets	3.5%	1.6%
Equality of opportunity	1.1%	3.0%
Urban development	2.4%	1.4%
Transport*	1.1%	5.2%
Agricultural development	9.3%	13.3%
Public financial management	1.6%	1.1%
Job creation/employment	8.8%	7.3%
Health*	16.4%	6.5%
Rural development*	14.7%	3.8%

*Significantly different between FY12 and FY08 country surveys

To what extent do you believe that the World Bank's knowledge and research ... in Afghanistan? (1-To no degree at all, 10-To a very significant degree)

	year					
	FY 2008			FY 2012		
	N	Mean	SD	N	Mean	SD
Are adaptable to Afghanistan's development challenges*	331	7.33	2.58	304	6.28	2.96

*Significantly different between FY12 and FY08 country surveys

F. Working with the World Bank

To what extent do you agree/disagree with the following statements, on a ten point scale? (1-Strongly disagree; 10-Strongly agree)

	year					
	FY 2008			FY 2012		
	N	Mean	SD	N	Mean	SD
The World Bank disburses funds promptly*	166	6.67	3.02	280	5.56	3.04
The World Bank effectively monitors and evaluates the projects and programs it supports*	167	7.05	2.77	308	5.41	2.99
Working with the World Bank increases Afghanistan's institutional capacity*	168	6.82	2.61	318	7.51	2.68

H. Communication and Information Sharing

Where do you get most of your information about economic and social development issues in Afghanistan? (Choose no more than TWO)

Percentage of Respondents (Responses combined)	2008	2012
Local newspapers*	20.3%	28.1%
International newspapers*	8.1%	3.6%
Local radio	26.0%	26.9%
International radio*	50.1%	24.7%
Local television*	32.0%	41.1%
International television	15.9%	20.6%
Periodicals*	6.8%	3.1%
Internet*	25.4%	37.5%
Other*	15.3%	1.7%

*Significantly different between FY12 and FY08 country surveys

Do you have access to the Internet?*

Percentage of Respondents	2008	2012
Yes	54.7%	74.9%
No	45.3%	25.1%

*Significantly different between FY12 and FY08 country surveys

Do you use/have you used the World Bank website?*

Percentage of Respondents	2008	2012
Yes	25.8%	32.7%
No	74.2%	67.3%

*Significantly different between FY12 and FY08 country surveys

Which do you primarily use?*

Percentage of Respondents	2008	2012
The World Bank's country website	60.4%	72.7%
The World Bank's main website	39.6%	27.3%

*Significantly different between FY12 and FY08 country surveys

Do you use/have you used the World Bank's Public Information Centers (PICs) in Afghanistan?*

Percentage of Respondents	2008	2012
Yes	25.2%	8.2%
No	53.6%	67.2%
I don't know what a PIC is	21.2%	24.6%

*Significantly different between FY12 and FY08 country surveys

Appendix D: Indicator Questions as a Function of Exposure to the Bank

Indicator Question	Currently, do you professionally collaborate/work with the World Bank in your country?		Which of the following describes most of your exposure to the World Bank in Afghanistan? (Choose no more than TWO)									
			Observer		Use WB reports/data		Engage in WB activities		Collaborate		Use World Bank website	
	No Mean	Yes Mean	No Mean	Yes Mean	No Mean	Yes Mean	No Mean	Yes Mean	No Mean	Yes Mean	No Mean	Yes Mean
Overall, please rate your impression of the World Bank's effectiveness in Afghanistan.	7.41	7.75	7.35	7.60	7.59	7.23	7.39	7.68	7.38	7.57	7.47	7.39
To what extent do you believe the World Bank's staff is well prepared to help Afghanistan solve its most complicated development challenges?	6.70	7.20	6.47	7.41	6.65	6.96	6.86	6.32	6.92	6.45	6.86	6.67
Overall the World Bank currently plays a relevant role in development in Afghanistan	7.57	7.91	7.44	8.19	7.45	8.03	7.89	6.62	7.70	7.67	7.73	7.63
The World Bank's work is aligned with what I consider the development priorities for Afghanistan	6.06	7.58	6.34	6.59	6.37	6.50	6.43	6.39	6.40	6.50	6.52	6.29
Responsiveness	5.90	6.61	6.07	5.85	5.89	6.12	5.97	6.17	5.87	6.39	6.07	5.90
Openness (sharing data and other information)	6.20	6.75	6.49	6.21	6.16	6.69	6.32	6.84	6.45	6.23	6.47	6.32
Collaboration with groups outside of the Government	6.33	6.33	6.48	6.42	6.42	6.52	6.48	6.38	6.48	6.40	6.49	6.43
Collaboration with the Government	7.10	7.84	7.31	7.47	7.28	7.46	7.40	7.15	7.22	7.75	7.43	7.26
Collaboration with other donors	6.95	7.61	6.89	7.73	7.24	7.09	7.23	6.87	7.11	7.35	7.53	6.72
To what extent does the World Bank's work help to achieve development results in Afghanistan?	7.18	7.57	7.05	7.60	7.09	7.41	7.35	6.58	7.30	7.07	7.39	7.01
The World Bank's financial instruments meet the needs of Afghanistan	6.85	7.75	6.85	7.41	6.83	7.32	7.05	7.00	7.17	6.69	7.20	6.81
The World Bank meets Afghanistan's needs for knowledge services	6.08	7.12	5.99	6.98	6.28	6.37	6.34	6.23	6.35	6.25	6.47	6.11
The World Bank's knowledge and research are adaptable to Afghanistan's specific development challenges and country circumstances	5.99	7.06	6.16	6.52	6.32	6.22	6.26	6.35	6.29	6.25	6.23	6.34
Overall, how significant a contribution do you believe the World Bank's knowledge and research make to development results in your country?	7.64	8.03	7.58	8.01	7.71	7.74	7.77	7.46	7.70	7.79	7.92	7.45
Overall, how would you rate the technical quality of the World Bank's knowledge/research?	6.67	7.25	6.78	7.15	6.79	7.05	7.01	6.27	6.94	6.78	6.92	6.88
Where country systems are adequate, the World Bank makes appropriate use of them	7.15	7.39	6.84	7.89	7.11	7.30	7.40	6.20	7.19	7.21	7.47	6.80

Yellow highlight indicates significant difference between Yes and No mean.

Appendix E: Afghanistan FY 2012 Questionnaire



World Bank Client Survey FY12 – Afghanistan

The World Bank is interested in gauging the views of clients and partners who are either involved in development in Afghanistan or who observe activities related to social and economic development. The following survey is meant to give the World Bank's team that works in Afghanistan, more in-depth insight into how the Bank's work is perceived. This is one tool the World Bank uses to assess the views of its critical stakeholders. With this understanding, the World Bank hopes to develop more effective strategies, outreach and programs that support development in Afghanistan during the transition period and beyond. The World Bank commissioned an independent firm to oversee the logistics of this effort in Afghanistan. This ensures anonymity and confidentiality. We hope you'll be candid. To complete the survey, please circle the number that most accurately reflects your answer. **If you prefer not to answer a question, please leave it blank.**

PLEASE NOTE: IN SOME CASES THE SURVEY WILL ASK FOR A SPECIFIC NUMBER OF RESPONSES. PLEASE DO NOT CHOOSE ANY MORE THAN REQUESTED. IF MORE RESPONSES ARE CHOSEN, DATA CANNOT BE INCLUDED IN ANALYSIS.

SECTION A: GENERAL ISSUES FACING AFGHANISTAN

A1. Please indicate your perspective on the transition process in Afghanistan, on a ten point scale (1 meaning very pessimistic, 10 meaning very optimistic).									
1	2	3	4	5	6	7	8	9	10
Very pessimistic					Very optimistic				

SECTION A: GENERAL ISSUES

A2. When considering development priorities, which ONE development priority below is the most important in Afghanistan? Which ONE is the second most important priority? Which ONE is the third most important priority?

Choose only ONE for each column		FIRST priority (Choose only ONE)	SECOND priority (Choose only ONE)	THIRD priority (Choose only ONE)
1	Rural development	<input type="checkbox"/>	<input type="checkbox"/>	<input type="checkbox"/>
2	Education	<input type="checkbox"/>	<input type="checkbox"/>	<input type="checkbox"/>
3	Social protection	<input type="checkbox"/>	<input type="checkbox"/>	<input type="checkbox"/>
4	Transport (e.g., roads, bridges, transportation)	<input type="checkbox"/>	<input type="checkbox"/>	<input type="checkbox"/>
5	Security/stabilization/reconstruction	<input type="checkbox"/>	<input type="checkbox"/>	<input type="checkbox"/>
6	Poverty reduction	<input type="checkbox"/>	<input type="checkbox"/>	<input type="checkbox"/>
7	Public sector reform	<input type="checkbox"/>	<input type="checkbox"/>	<input type="checkbox"/>
8	Regional integration	<input type="checkbox"/>	<input type="checkbox"/>	<input type="checkbox"/>
9	Gender	<input type="checkbox"/>	<input type="checkbox"/>	<input type="checkbox"/>
10	Domestic private sector development	<input type="checkbox"/>	<input type="checkbox"/>	<input type="checkbox"/>
11	Foreign direct investment	<input type="checkbox"/>	<input type="checkbox"/>	<input type="checkbox"/>
12	Water and sanitation	<input type="checkbox"/>	<input type="checkbox"/>	<input type="checkbox"/>
13	Energy	<input type="checkbox"/>	<input type="checkbox"/>	<input type="checkbox"/>
14	Monitoring and evaluation	<input type="checkbox"/>	<input type="checkbox"/>	<input type="checkbox"/>
15	Public financial management (e.g., public expenditure, fiscal system reform)	<input type="checkbox"/>	<input type="checkbox"/>	<input type="checkbox"/>
16	Job creation/employment	<input type="checkbox"/>	<input type="checkbox"/>	<input type="checkbox"/>
17	Governance	<input type="checkbox"/>	<input type="checkbox"/>	<input type="checkbox"/>
18	Financial markets	<input type="checkbox"/>	<input type="checkbox"/>	<input type="checkbox"/>
19	Urban development	<input type="checkbox"/>	<input type="checkbox"/>	<input type="checkbox"/>
20	Environmental sustainability	<input type="checkbox"/>	<input type="checkbox"/>	<input type="checkbox"/>
21	Equality of opportunity (i.e., equity)	<input type="checkbox"/>	<input type="checkbox"/>	<input type="checkbox"/>
22	Health	<input type="checkbox"/>	<input type="checkbox"/>	<input type="checkbox"/>
23	Food security	<input type="checkbox"/>	<input type="checkbox"/>	<input type="checkbox"/>
24	Social cohesion	<input type="checkbox"/>	<input type="checkbox"/>	<input type="checkbox"/>
25	Climate change (e.g., mitigation, adaptation)	<input type="checkbox"/>	<input type="checkbox"/>	<input type="checkbox"/>
26	Agricultural development	<input type="checkbox"/>	<input type="checkbox"/>	<input type="checkbox"/>
27	Trade and exports	<input type="checkbox"/>	<input type="checkbox"/>	<input type="checkbox"/>
28	Economic growth	<input type="checkbox"/>	<input type="checkbox"/>	<input type="checkbox"/>
29	Law and justice (e.g., judicial system)	<input type="checkbox"/>	<input type="checkbox"/>	<input type="checkbox"/>
30	Regulatory framework	<input type="checkbox"/>	<input type="checkbox"/>	<input type="checkbox"/>
31	Communicable/non-communicable disease	<input type="checkbox"/>	<input type="checkbox"/>	<input type="checkbox"/>
32	Basic infrastructure	<input type="checkbox"/>	<input type="checkbox"/>	<input type="checkbox"/>
33	Local governance and institutions	<input type="checkbox"/>	<input type="checkbox"/>	<input type="checkbox"/>
34	Natural resource management (e.g., oil, gas, ore)	<input type="checkbox"/>	<input type="checkbox"/>	<input type="checkbox"/>
35	Anti corruption	<input type="checkbox"/>	<input type="checkbox"/>	<input type="checkbox"/>
36	Disaster management	<input type="checkbox"/>	<input type="checkbox"/>	<input type="checkbox"/>
37	Global information and communications technology	<input type="checkbox"/>	<input type="checkbox"/>	<input type="checkbox"/>

SECTION A: GENERAL ISSUES

When thinking about the ongoing transition in Afghanistan, to what extent do you believe the transition related activities will ...													
		To no degree at all										To a very significant degree	Don't know
A3	Lead to stability and lasting peace in Afghanistan, on a ten point scale?	1	2	3	4	5	6	7	8	9	10		<input type="checkbox"/>
A4	Lead to sustainable economic growth in Afghanistan, on a ten point scale?	1	2	3	4	5	6	7	8	9	10		<input type="checkbox"/>

PLEASE NOTE: IN SOME CASES THE SURVEY WILL ASK FOR A SPECIFIC NUMBER OF RESPONSES. PLEASE DO NOT CHOOSE ANY MORE THAN REQUESTED. IF MORE RESPONSES ARE CHOSEN, DATA CANNOT BE INCLUDED IN ANALYSIS.

SECTION A: GENERAL ISSUES

A5. Poverty reduction is a broad term that encompasses work in many different areas.	
Which THREE areas of development listed below do you believe would contribute most to reducing poverty in Afghanistan? (Choose no more than THREE)	
1	Water and sanitation
2	Equality of opportunity (i.e., equity)
3	Economic growth
4	Climate change (e.g., mitigation, adaptation)
5	Disaster management
6	Regional integration
7	Gender
8	Rural development
9	Urban development
10	Education
11	Regulatory framework
12	Local governance and institutions
13	Basic infrastructure
14	Social protection
15	Law and justice (e.g., judicial system)
16	Transport (e.g., roads, bridges, transportation)
17	Communicable/non-communicable disease
18	Security/stabilization/reconstruction
19	Global information and communications technology
20	Public sector reform
21	Domestic private sector development
22	Foreign direct investment
23	Energy
24	Food security
25	Monitoring and evaluation
26	Governance
27	Social cohesion
28	Natural resource management (e.g., oil, gas, ore)
29	Environmental sustainability
30	Health
31	Public financial management (e.g., public expenditure, fiscal system reform)
32	Agricultural development
33	Job creation/employment
34	Financial markets
35	Trade and exports
36	Anti corruption

SECTION A: GENERAL ISSUES

A6. Economic growth can be driven by a number of factors.	
Which THREE areas below do you believe would contribute most to generating economic growth in Afghanistan? (Choose no more than THREE)	
1	Energy
2	Equality of opportunity (i.e., equity)
3	Social protection
4	Climate change (e.g., mitigation, adaptation)
5	Anti corruption
6	Disaster management
7	Rural development
8	Foreign direct investment
9	Urban development
10	Water and sanitation
11	Education
12	Global information and communications technology
13	Regulatory framework
14	Communicable/non-communicable disease
15	Trade and exports
16	Social cohesion
17	Public sector reform
18	Regional integration
19	Domestic private sector development
20	Job creation/employment
21	Agricultural development
22	Food security
23	Governance
24	Transport (e.g., roads, bridges, transportation)
25	Security/stabilization/reconstruction
26	Monitoring and evaluation
27	Gender
28	Natural resource management (e.g., oil, gas, ore)
29	Environmental sustainability
30	Health
31	Basic infrastructure
32	Law and justice (e.g., judicial system)
33	Local governance and institutions
34	Public financial management (e.g., public expenditure, fiscal system reform)
35	Financial markets

SECTION B: OVERALL ATTITUDES TOWARD THE WORLD BANK

B1. How familiar are you with the work of the World Bank in Afghanistan, on a ten point scale?

1	2	3	4	5	6	7	8	9	10
Not familiar at all					Extremely familiar				

B2. Overall, please rate your impression of the World Bank's effectiveness in Afghanistan, on a ten point scale?

1	2	3	4	5	6	7	8	9	10	<input type="checkbox"/>
Not effective at all					Very effective					Don't know

To what extent do you agree with the following statements about the World Bank in Afghanistan, on a ten point scale?

		Strongly disagree										Strongly agree	Don't know
B3	The World Bank's staff is well prepared (e.g., skills and knowledge) to help Afghanistan solve its most complicated development challenges	1	2	3	4	5	6	7	8	9	10	<input type="checkbox"/>	
B4	The World Bank's financial instruments (i.e. investment lending, Development Policy Grant, Trust Fund, Program 4 Result, etc.) meet the needs of Afghanistan	1	2	3	4	5	6	7	8	9	10	<input type="checkbox"/>	
B5	The World Bank meets Afghanistan's needs for knowledge services (e.g., research, analysis, technical assistance)	1	2	3	4	5	6	7	8	9	10	<input type="checkbox"/>	

PLEASE NOTE: IN SOME CASES THE SURVEY WILL ASK FOR A SPECIFIC NUMBER OF RESPONSES. PLEASE DO NOT CHOOSE ANY MORE THAN REQUESTED. IF MORE RESPONSES ARE CHOSEN, DATA CANNOT BE INCLUDED IN ANALYSIS.

SECTION B: OVERALL ATTITUDES TOWARD THE WORLD BANK

B6. When thinking about how the World Bank can have the most impact on development results during the transition period in Afghanistan, in which sectoral areas do you believe the World Bank should focus most of its attention and resources in Afghanistan? (Choose no more than THREE)

1	Rural development
2	Education
3	Governance
4	Security/stabilization/reconstruction
5	Social protection
6	Transport (e.g., roads, bridges, transportation)
7	Poverty reduction
8	Public sector reform
9	Regional integration
10	Gender
11	Domestic private sector development
12	Foreign direct investment
13	Water and sanitation
14	Energy
15	Monitoring and evaluation
16	Social cohesion
17	Public financial management (e.g., public expenditure, fiscal system reform)
18	Job creation/employment
19	Financial markets
20	Urban development
21	Environmental sustainability
22	Equality of opportunity (i.e., equity)
23	Health
24	Food security
25	Climate change (e.g., mitigation, adaptation)
26	Agricultural development
27	Trade and exports
28	Economic growth
29	Law and justice (e.g., judicial system)
30	Local governance and institutions
31	Regulatory framework
32	Communicable/non-communicable disease
33	Basic infrastructure
34	Natural resource management (e.g., oil, gas, ore)
35	Anti corruption
36	Disaster management
37	Global information and communications technology

SECTION B: OVERALL ATTITUDES TOWARD THE WORLD BANK

B7. When thinking about the World Bank's role, which activity do you believe is of greatest VALUE and which activity is of second greatest value in Afghanistan?

		Greatest Value (Choose only ONE)	Second Greatest Value (Choose only ONE)
1	Financial resources	<input type="checkbox"/>	<input type="checkbox"/>
2	Mobilizing third party financial resources	<input type="checkbox"/>	<input type="checkbox"/>
3	Technical assistance	<input type="checkbox"/>	<input type="checkbox"/>
4	Policy advice	<input type="checkbox"/>	<input type="checkbox"/>
5	Donor coordination	<input type="checkbox"/>	<input type="checkbox"/>
6	Data	<input type="checkbox"/>	<input type="checkbox"/>
7	Training/capacity building	<input type="checkbox"/>	<input type="checkbox"/>
8	Studies/analyses	<input type="checkbox"/>	<input type="checkbox"/>
9	Convening/facilitating	<input type="checkbox"/>	<input type="checkbox"/>
10	Linkage to non-Bank expertise (e.g., South-South knowledge sharing)	<input type="checkbox"/>	<input type="checkbox"/>
11	Strategy formulation (e.g., ANDS assistance)	<input type="checkbox"/>	<input type="checkbox"/>
12	Other (please specify): _____	<input type="checkbox"/>	<input type="checkbox"/>

B8. Which of the following do you identify as the World Bank's greatest WEAKNESSES in its work in Afghanistan? (Choose no more than TWO)

1	Imposing technocratic solutions without regard to political realities
2	Not exploring alternative policy options
3	Too bureaucratic in its operational policies and procedures
4	Staff too inaccessible
5	Arrogant in its approach
6	Not client focused
7	The credibility of its knowledge/data
8	Not willing to honestly criticize policies and reform efforts in the country
9	Too influenced by developed countries
10	Not enough public disclosure of its work
11	World Bank processes too slow and complex
12	Not aligned with country priorities
13	Not aligned with other donors' work
14	Not collaborating enough with non-state actors
15	Other (please specify): _____

SECTION B: OVERALL ATTITUDES TOWARD THE WORLD BANK**B9. Which World Bank instruments do you believe are the MOST effective in reducing poverty in Afghanistan? (Choose no more than TWO)**

1	Investment lending (financing specific projects)
2	Capacity development
3	Policy based lending / Budget support to the Government
4	Analytical work (studies, surveys, etc.)
5	Technical assistance (advice, best practice, international experience)
6	Trust Fund management
7	Co-financing arrangements (i.e., with other donors)
8	Don't know

B10. Which World Bank instruments do you believe are LEAST effective in helping to reduce poverty in Afghanistan? (Choose no more than TWO)

1	Investment lending (financing specific projects)
2	Capacity development
3	Policy based lending / Budget support to the Government
4	Analytical work (studies, surveys, etc.)
5	Technical assistance (advice, best practice, international experience)
6	Trust Fund management
7	Co-financing arrangements (i.e., with other donors)
8	Don't know

To what extent do you believe ...

		To no degree at all										To a very significant degree	Don't know
		1	2	3	4	5	6	7	8	9	10		
B11	The World Bank SHOULD seek to influence the global development agenda, on a ten point scale?												<input type="checkbox"/>
B12	The World Bank DOES seek to influence the global development agenda, on a ten point scale?												<input type="checkbox"/>

SECTION B: OVERALL ATTITUDES TOWARD THE WORLD BANK

B13. In addition to the regular relations with the national government as its main interlocutor, which TWO of the following groups should the World Bank collaborate with more in your country to ensure better development results there? (Choose no more than TWO)

1	NGOs
2	Local Government
3	Beneficiaries
4	Private sector
5	Community Development Councils (CDCs)
6	Donor community
7	Foundations
8	Academia/think tanks/research institutes
9	Parliament
10	Media
11	Emerging donors
12	UN agencies
13	International Security Assistance Force (ISAF)
14	Regional organizations (e.g., SAARC, ECO)
15	Other (please specify): _____

To what extent do you agree with the following statements about the World Bank's work in Afghanistan, on a ten point scale?

		Strongly disagree										Strongly agree	Don't know
		1	2	3	4	5	6	7	8	9	10		
B14	Overall the World Bank currently plays a relevant role in development in Afghanistan												<input type="checkbox"/>
B15	The World Bank's work is aligned with what I consider the development priorities for this country												<input type="checkbox"/>
B16	The World Bank supports programs and strategies that are realistic for Afghanistan												<input type="checkbox"/>
B17	The World Bank treats clients and stakeholders in Afghanistan with respect												<input type="checkbox"/>

SECTION B: OVERALL ATTITUDES TOWARD THE WORLD BANK

To what extent is the World Bank an effective development partner in Afghanistan in terms of ..., on a ten point scale?

		To no degree at all										To a very significant degree	Don't know
		1	2	3	4	5	6	7	8	9	10		
B18	Follow up and follow through	1	2	3	4	5	6	7	8	9	10		<input type="checkbox"/>
B19	Responsiveness	1	2	3	4	5	6	7	8	9	10		<input type="checkbox"/>
B20	Flexibility (in terms of the institution's products and services)	1	2	3	4	5	6	7	8	9	10		<input type="checkbox"/>
B21	Flexibility (in terms of changing country circumstances)	1	2	3	4	5	6	7	8	9	10		<input type="checkbox"/>
B22	Being inclusive	1	2	3	4	5	6	7	8	9	10		<input type="checkbox"/>
B23	Openness (sharing data and other information)	1	2	3	4	5	6	7	8	9	10		<input type="checkbox"/>
B24	Staff accessibility	1	2	3	4	5	6	7	8	9	10		<input type="checkbox"/>
B25	Straightforwardness and honesty	1	2	3	4	5	6	7	8	9	10		<input type="checkbox"/>
B26	Collaboration with groups outside of the Government	1	2	3	4	5	6	7	8	9	10		<input type="checkbox"/>
B27	Collaboration with the Government	1	2	3	4	5	6	7	8	9	10		<input type="checkbox"/>
B28	Collaboration with other donors	1	2	3	4	5	6	7	8	9	10		<input type="checkbox"/>

B29. When World Bank assisted reform efforts fail or are slow to take place, which THREE of the following would you attribute this to? (Choose no more than THREE)

1	The World Bank works too slowly
2	The Government works inefficiently
3	There is not an adequate level of citizen/civil society participation
4	Poor donor coordination
5	The World Bank does not do adequate follow through/follow-up
6	Lack of/inadequate levels of capacity in Government
7	Political pressures and obstacles
8	Reforms are not well thought out in light of country challenges
9	Ongoing conflict and instability
10	Inadequate funding
11	Other (please specify): _____

SECTION C: WORLD BANK EFFECTIVENESS AND RESULTS

C1. To what degree does the World Bank's work help achieve sustainable development results in Afghanistan, on a ten point scale?										
1	2	3	4	5	6	7	8	9	10	<input type="checkbox"/>
To no degree at all									To a very significant degree	Don't know

PLEASE NOTE: IN SOME CASES THE SURVEY WILL ASK FOR A SPECIFIC NUMBER OF RESPONSES. PLEASE DO NOT CHOOSE ANY MORE THAN REQUESTED. IF MORE RESPONSES ARE CHOSEN, DATA CANNOT BE INCLUDED IN ANALYSIS.

SECTION C: WORLD BANK EFFECTIVENESS AND RESULTS

How effective do you believe the World Bank is in terms of the work it does in the following areas of development in Afghanistan, on a ten point scale?												
		Not effective at all								Very effective	Don't know	
		1	2	3	4	5	6	7	8	9	10	
C2	Anti corruption	1	2	3	4	5	6	7	8	9	10	<input type="checkbox"/>
C3	Global information and communications technology	1	2	3	4	5	6	7	8	9	10	<input type="checkbox"/>
C4	Transport (e.g., roads, bridges, transportation)	1	2	3	4	5	6	7	8	9	10	<input type="checkbox"/>
C5	Law and justice (e.g., judicial system)	1	2	3	4	5	6	7	8	9	10	<input type="checkbox"/>
C6	Urban development	1	2	3	4	5	6	7	8	9	10	<input type="checkbox"/>
C7	Environmental sustainability	1	2	3	4	5	6	7	8	9	10	<input type="checkbox"/>
C8	Regulatory framework	1	2	3	4	5	6	7	8	9	10	<input type="checkbox"/>
C9	Basic infrastructure	1	2	3	4	5	6	7	8	9	10	<input type="checkbox"/>
C10	Communicable/non-communicable disease	1	2	3	4	5	6	7	8	9	10	<input type="checkbox"/>
C11	Poverty reduction	1	2	3	4	5	6	7	8	9	10	<input type="checkbox"/>
C12	Gender	1	2	3	4	5	6	7	8	9	10	<input type="checkbox"/>
C13	Domestic private sector development	1	2	3	4	5	6	7	8	9	10	<input type="checkbox"/>
C14	Foreign direct investment	1	2	3	4	5	6	7	8	9	10	<input type="checkbox"/>
C15	Local governance and institutions	1	2	3	4	5	6	7	8	9	10	<input type="checkbox"/>
C16	Water and sanitation	1	2	3	4	5	6	7	8	9	10	<input type="checkbox"/>
C17	Trade and exports	1	2	3	4	5	6	7	8	9	10	<input type="checkbox"/>
C18	Economic growth	1	2	3	4	5	6	7	8	9	10	<input type="checkbox"/>
C19	Energy	1	2	3	4	5	6	7	8	9	10	<input type="checkbox"/>
C20	Disaster management	1	2	3	4	5	6	7	8	9	10	<input type="checkbox"/>
C21	Monitoring and evaluation	1	2	3	4	5	6	7	8	9	10	<input type="checkbox"/>
C22	Public financial management (e.g., public expenditure, fiscal system reform)	1	2	3	4	5	6	7	8	9	10	<input type="checkbox"/>
C23	Job creation/employment	1	2	3	4	5	6	7	8	9	10	<input type="checkbox"/>
C24	Social cohesion	1	2	3	4	5	6	7	8	9	10	<input type="checkbox"/>
C25	Financial markets	1	2	3	4	5	6	7	8	9	10	<input type="checkbox"/>
C26	Equality of opportunity (i.e., equity)	1	2	3	4	5	6	7	8	9	10	<input type="checkbox"/>
C27	Health	1	2	3	4	5	6	7	8	9	10	<input type="checkbox"/>
C28	Rural development	1	2	3	4	5	6	7	8	9	10	<input type="checkbox"/>
C29	Governance	1	2	3	4	5	6	7	8	9	10	<input type="checkbox"/>
C30	Food security	1	2	3	4	5	6	7	8	9	10	<input type="checkbox"/>
C31	Education	1	2	3	4	5	6	7	8	9	10	<input type="checkbox"/>
C32	Security/stabilization/reconstruction	1	2	3	4	5	6	7	8	9	10	<input type="checkbox"/>
C33	Social protection	1	2	3	4	5	6	7	8	9	10	<input type="checkbox"/>
C34	Public sector reform	1	2	3	4	5	6	7	8	9	10	<input type="checkbox"/>
C35	Regional integration	1	2	3	4	5	6	7	8	9	10	<input type="checkbox"/>
C36	Agricultural development	1	2	3	4	5	6	7	8	9	10	<input type="checkbox"/>
C37	Natural resource management (e.g., oil, gas, ore)	1	2	3	4	5	6	7	8	9	10	<input type="checkbox"/>

SECTION D: THE AFGHANISTAN RECONSTRUCTION TRUST FUND (ARTF)

The multi-lateral Afghanistan Reconstruction Trust Fund (ARTF) was set up in May 2002 to provide support to Afghanistan in two areas: costs of the Government and Government's priority investment projects including capacity building, rural development, infrastructure, and education.

D1. How familiar are you with the work of the ARTF in Afghanistan, on a ten point scale?											
1	2	3	4	5	6	7	8	9	10	<input type="checkbox"/>	
Not familiar at all									Very familiar		Don't know

To what extent do you agree/disagree with the following statements, on a ten point scale?													
		Strongly disagree										Strongly agree	Don't know
		1	2	3	4	5	6	7	8	9	10	<input type="checkbox"/>	
D2	The ARTF priorities are aligned with the key development priorities in Afghanistan.	1	2	3	4	5	6	7	8	9	10	<input type="checkbox"/>	
D3	The ARTF distributes resources fairly and equally throughout the country.	1	2	3	4	5	6	7	8	9	10	<input type="checkbox"/>	
D4	The ARTF distributes resources in a way that effectively supports the key development priorities in Afghanistan.	1	2	3	4	5	6	7	8	9	10	<input type="checkbox"/>	
D5	The ARTF's efforts are leading to sustainable results on the ground.	1	2	3	4	5	6	7	8	9	10	<input type="checkbox"/>	
D6	The ARTF collaborates well with the Afghanistan Government.	1	2	3	4	5	6	7	8	9	10	<input type="checkbox"/>	
D7	The World Bank collaborates well with other ARTF donors.	1	2	3	4	5	6	7	8	9	10	<input type="checkbox"/>	
D8	There should be more oversight of how ARTF resources are spent.	1	2	3	4	5	6	7	8	9	10	<input type="checkbox"/>	
D9	There should be more public information available about the work of the ARTF.	1	2	3	4	5	6	7	8	9	10	<input type="checkbox"/>	
D10	The ARTF is flexible and responds to changing conditions in Afghanistan.	1	2	3	4	5	6	7	8	9	10	<input type="checkbox"/>	

SECTION E: THE WORLD BANK'S KNOWLEDGE

E1. How frequently do you consult World Bank knowledge and research (e.g., data, analysis, reports) in the work you do?

1	Weekly
2	Monthly
3	A few times a year
4	Rarely
5	Never

SECTION E: THE WORLD BANK'S KNOWLEDGE

E2. When thinking about the development challenges in Afghanistan, where do you believe it would be most valuable for the World Bank to focus its research and knowledge efforts in the next few years? (Choose no more than THREE)

1	Public sector reform
2	Gender
3	Social cohesion
4	Education
5	Domestic private sector development
6	Foreign direct investment
7	Water and sanitation
8	Trade and exports
9	Economic growth
10	Energy
11	Disaster management
12	Monitoring and evaluation
13	Governance
14	Social protection
15	Climate change (e.g., mitigation, adaptation)
16	Poverty reduction
17	Law and justice (e.g., judicial system)
18	Security/stabilization/reconstruction
19	Anti corruption
20	Financial markets
21	Equality of opportunity (i.e., equity)
22	Urban development
23	Regional integration
24	Global information and communications technology
25	Local governance and institutions
26	Transport (e.g., roads, bridges, transportation)
27	Agricultural development
28	Natural resource management (e.g., oil, gas, ore)
29	Public financial management (e.g., public expenditure, fiscal system reform)
30	Job creation/employment
31	Health
32	Rural development
33	Food security
34	Environmental sustainability
35	Regulatory framework
36	Basic infrastructure
37	Communicable/non-communicable disease

SECTION E: THE WORLD BANK'S KNOWLEDGE

How effective do you believe the World Bank's knowledge and research are at ... in Afghanistan?													
		Not effective at all										Very effective	Don't know
E3	Raising your awareness of the particular topic	1	2	3	4	5	6	7	8	9	10		<input type="checkbox"/>
E4	Stimulating public debate/dialogue	1	2	3	4	5	6	7	8	9	10		<input type="checkbox"/>
E5	Enhancing your knowledge and/or skills	1	2	3	4	5	6	7	8	9	10		<input type="checkbox"/>
E6	Contributing to good policy making	1	2	3	4	5	6	7	8	9	10		<input type="checkbox"/>
E7	Providing support for program implementation	1	2	3	4	5	6	7	8	9	10		<input type="checkbox"/>

To what extent do you believe that the World Bank's knowledge and research ... in Afghanistan?													
		To no degree at all										To a very significant degree	Don't know
E8	Are timely	1	2	3	4	5	6	7	8	9	10		<input type="checkbox"/>
E9	Include appropriate level of stakeholder involvement during preparation	1	2	3	4	5	6	7	8	9	10		<input type="checkbox"/>
E10	Are relevant to Afghanistan's development priorities	1	2	3	4	5	6	7	8	9	10		<input type="checkbox"/>
E11	Provide feasible recommendations	1	2	3	4	5	6	7	8	9	10		<input type="checkbox"/>
E12	Are accessible (well written and easy to understand)	1	2	3	4	5	6	7	8	9	10		<input type="checkbox"/>
E13	A source of relevant information on global good practices	1	2	3	4	5	6	7	8	9	10		<input type="checkbox"/>
E14	Are adequately disseminated	1	2	3	4	5	6	7	8	9	10		<input type="checkbox"/>
E15	Are appropriately translated	1	2	3	4	5	6	7	8	9	10		<input type="checkbox"/>
E16	Are adaptable to Afghanistan's development challenges	1	2	3	4	5	6	7	8	9	10		<input type="checkbox"/>

E17. Overall, how significant a contribution do you believe the World Bank's knowledge and research make to development results in your country, on a ten point scale?

1	2	3	4	5	6	7	8	9	10	<input type="checkbox"/>
Not significant at all									Very significant	Don't know

E18. Overall, how would you rate the technical quality of the World Bank's knowledge/ research, on a ten point scale?

1	2	3	4	5	6	7	8	9	10	<input type="checkbox"/>
Very low technical quality									Very high technical quality	Don't know

SECTION F: WORKING WITH THE WORLD BANK

To what extent do you agree/disagree with the following statements, on a ten point scale?													
		Strongly disagree										Strongly agree	Don't know
F1	The World Bank disburses funds promptly	1	2	3	4	5	6	7	8	9	10	<input type="checkbox"/>	
F2	The World Bank effectively monitors and evaluates the projects and programs it supports	1	2	3	4	5	6	7	8	9	10	<input type="checkbox"/>	
F3	The World Bank's approvals and reviews are done in a timely fashion	1	2	3	4	5	6	7	8	9	10	<input type="checkbox"/>	
F4	The World Bank's safeguard policy requirements are reasonable	1	2	3	4	5	6	7	8	9	10	<input type="checkbox"/>	
F5	Working with the World Bank increases Afghanistan's institutional capacity	1	2	3	4	5	6	7	8	9	10	<input type="checkbox"/>	
F6	The World Bank ensures consistency and continuity through staff changes	1	2	3	4	5	6	7	8	9	10	<input type="checkbox"/>	
F7	The World Bank's teams and visits are well coordinated	1	2	3	4	5	6	7	8	9	10	<input type="checkbox"/>	
F8	Where country systems (e.g., procurement, financial management, etc.) are adequate, the World Bank makes appropriate use of them	1	2	3	4	5	6	7	8	9	10	<input type="checkbox"/>	
F9	The World Bank provides effective implementation support (i.e., supervision of projects)	1	2	3	4	5	6	7	8	9	10	<input type="checkbox"/>	

F10. To what extent do you believe the World Bank is adequately staffed in Afghanistan, on a ten point scale?											
1	2	3	4	5	6	7	8	9	10	<input type="checkbox"/>	
To no degree at all									To a very significant degree	Don't know	

SECTION G: THE FUTURE ROLE OF THE WORLD BANK IN AFGHANISTAN

G1. How significant a role do you believe the World Bank SHOULD play in Afghanistan's development throughout the transition period, on a ten point scale?

1	2	3	4	5	6	7	8	9	10	<input type="checkbox"/>
Not a significant role at all					Very significant role					Don't know

G2. Which of the following SHOULD the World Bank do to make itself of greater value in Afghanistan? (Choose no more than TWO)

1	Improve the quality of its experts as related to Afghanistan's specific challenges
2	Reduce the complexity of obtaining World Bank financing
3	Ensure that aid is distributed fairly and equally throughout the country
4	Focus primarily on advocacy issues
5	Ensure greater selectivity in its work
6	Provide more adequate data/knowledge/statistics/figures on Afghanistan's economy
7	Offer more innovative financial products
8	Offer more innovative knowledge services
9	Work faster
10	Increase the level of World Bank staffing in Afghanistan's office
11	Others (please specify): _____

SECTION H: COMMUNICATION AND INFORMATION SHARING

H1. Where do you get most of your information about economic and social development issues in Afghanistan? (Choose no more than TWO)

1	Local newspapers
2	International newspapers
3	Local radio
4	International radio
5	Local television
6	International television
7	Periodicals
8	Internet
9	Blogs
10	Mobile phones
11	Instant messaging
12	Other (please specify): _____

H2. How would you prefer to receive information from the World Bank? (Choose no more than TWO)

1	World Bank website
2	Direct contact with World Bank (i.e., face to face meetings/discussions)
3	Quarterly Country Update
4	Instant messaging
5	World Bank seminars/workshops/conferences
6	World Bank Development Information Corners
7	World Bank publications and other written materials
8	Mobile phones
9	Social media (Facebook, Twitter, Youtube)
10	Blogs
11	Others (please specify): _____

H3	Are you aware of the World Bank's Access to Information Policy under which the Bank will now disclose any information in its possession that is not on a list of exceptions?	Yes	No
H4	Have you requested information from the World Bank on its activities in the past year? (If YES please go to Question G5; if NO please go to G6)	Yes	No
H5	Were you able to obtain this information?	Yes	No
H6	Do you have access to the Internet?	Yes	No
H7	Do you use/have you used the World Bank website?	Yes	No

SECTION H: COMMUNICATION AND INFORMATION SHARING

H8. Which do you primarily use?

1	The World Bank's country website (www.worldbank.org.af)
2	The World Bank's main website (www.worldbank.org)

H9. Do you use/have you used the World Bank's Public Information Centers (PICs) in Afghanistan?

1	Yes
2	No
3	I don't know what PIC is

Please rate how much you agree with the following statements, on a ten point scale.

		Strongly disagree										Strongly agree	Don't know
		1	2	3	4	5	6	7	8	9	10		
H10	I use more data from the World Bank as a result of the organization's Open Data policy												<input type="checkbox"/>
H11	The World Bank's PIC is a valuable source of information related to development in Afghanistan. <i>(Only answer if you have used the PIC)</i>												<input type="checkbox"/>
H12	I find the World Bank websites easy to navigate. <i>(Only answer if you have used a World Bank website)</i>												<input type="checkbox"/>
H13	I find the information on the World Bank's websites useful. <i>(Only answer if you have used a World Bank website)</i>												<input type="checkbox"/>
H14	When I need information from the World Bank I know how to find it (e.g., whom to call, where to reach them, etc.)												<input type="checkbox"/>
H15	The World Bank is responsive to my information requests and inquiries												<input type="checkbox"/>

SECTION I: BACKGROUND INFORMATION

11. Which of the following best describes your current position? (Please mark only ONE response)	
1	Office of the President
2	Office of Minister
3	National Assembly
4	Employee of a Ministry, Ministerial Department or Implementation Agency
5	Consultant/Contractor working on World Bank supported Project/Program
6	Project Management Unit (PMU) overseeing implementation of project
7	Local Government Office or Staff
8	Bilateral Agency
9	Multilateral Agency
10	Private Sector Organization
11	Private Foundation
12	Financial Sector/Private Bank
13	NGO
14	Community Development Councils (CDCs)
15	Media (Press, Radio, TV, Web, etc.)
16	Independent Government Institution (i.e., Regulatory Agency, Central Bank/oversight institution)
17	Trade Union
18	Academia/Research Institute/Think Tank
19	Judiciary Branch
20	Other (please specify): _____

SECTION I: BACKGROUND INFORMATION

I2. Please identify the primary specialization of your work. (Please mark only ONE response)	
1	Agricultural development
2	Anti corruption
3	Basic infrastructure
4	Climate change (e.g., mitigation, adaptation)
5	Communicable/non-communicable disease
6	Disaster management
7	Domestic private sector development
8	Economic growth
9	Education
10	Energy
11	Environmental sustainability
12	Equality of opportunity (i.e., equity)
13	Financial markets
14	Food security
15	Foreign direct investment
16	Gender
17	Global information and communications technology
18	Governance
19	Health
20	Job creation/employment
21	Law and justice (e.g., judicial system)
22	Local governance and institutions
23	Monitoring and evaluation
24	Natural resource management (e.g., oil, gas, ore)
25	Poverty reduction
26	Public financial management (e.g., public expenditure, fiscal system reform)
27	Public sector reform
28	Regional integration
29	Regulatory framework
30	Rural development
31	Security/stabilization/reconstruction
32	Social cohesion
33	Social protection
34	Trade and exports
35	Transport (e.g., roads, bridges, transportation)
36	Urban development
37	Water and sanitation
38	Other (please specify): _____

SECTION I: BACKGROUND INFORMATION**I3. Currently, do you professionally collaborate/work with the World Bank in your country?**

1	Yes
2	No

I4. Which of the following describes most of your exposure to the World Bank in Afghanistan? (Choose no more than TWO)

1	Observer (i.e., follow in media, discuss in informal conversations, etc.)
2	Use World Bank reports/data
3	Engage in World Bank related/sponsored events/activities
4	Collaborate as part of my professional duties
5	Use World Bank website for information, data, research, etc.

I5. Which best represents your geographic location?

1	Kabul
2	Outside Kabul

Thank you for completing the survey!