



Indonesia

The World Bank
Country Survey FY 2012

Report of Findings
June 2012

Table of Contents

I. Objectives	3
II. Methodology.....	3
III. Demographics of the Sample.....	5
IV. General Issues facing Indonesia.....	10
V. Overall Attitudes toward the World Bank	14
VI. Sectoral Effectiveness.....	20
VII. World Bank Knowledge and Instruments	24
VIII. How the World Bank Operates.....	34
IX. The Future Role of the World Bank in Indonesia	37
X. Communication and Openness.....	41
XI. Appendices.....	48



I. Objectives

This survey was designed to achieve the following objectives:

- Assist the World Bank in gaining a better understanding of how stakeholders in Indonesia perceive the Bank;
- Obtain systematic feedback from stakeholders in Indonesia regarding:
 - Their views regarding the general environment in Indonesia;
 - Their overall attitudes toward the World Bank in Indonesia;
 - Overall impressions of the World Bank's effectiveness and results, knowledge and research, and communication and information sharing in Indonesia; and
 - Perceptions of the World Bank's future role in Indonesia.
- Use data to help inform the Indonesia country team's strategy.

II. Methodology

In March and April 2012, 866 stakeholders of the World Bank in Indonesia were invited to provide their opinions on the Bank's assistance to the country by participating in a country survey. Participants in the survey were drawn from among the office of the President; the office of a Minister/Coordinating Minister; the office of a Parliamentarian; employees of a ministry, ministerial department, or implementation agency; consultants/contractors working on World Bank supported projects/programs; project management units (PMUs) overseeing implementation of project; local government officials or staff; bilateral agencies; multilateral agencies; private sector organizations; private foundations; financial sector/private banks; NGOs; community based organizations; the media; independent government institutions; trade unions; faith-based groups; academia, research institutes or think tanks; and the judiciary branch. A total of 265 stakeholders participated in the country survey (31%).

Respondents received the questionnaire either in the post, from a courier, or via email, and returned the completed questionnaire similarly. Respondents were asked about: general issues facing Indonesia, their overall attitudes toward the Bank; the World Bank's effectiveness and results; the Bank's knowledge; working with the World Bank; the Bank's future role in Indonesia, and the Bank's communication and information sharing in Indonesia:

- A. General Issues facing Indonesia: Respondents were asked to indicate whether Indonesia is headed in the right direction, what they thought were the top three most important development priorities, and which areas would contribute most to poverty reduction and economic growth in Indonesia.

II. Methodology (continued)

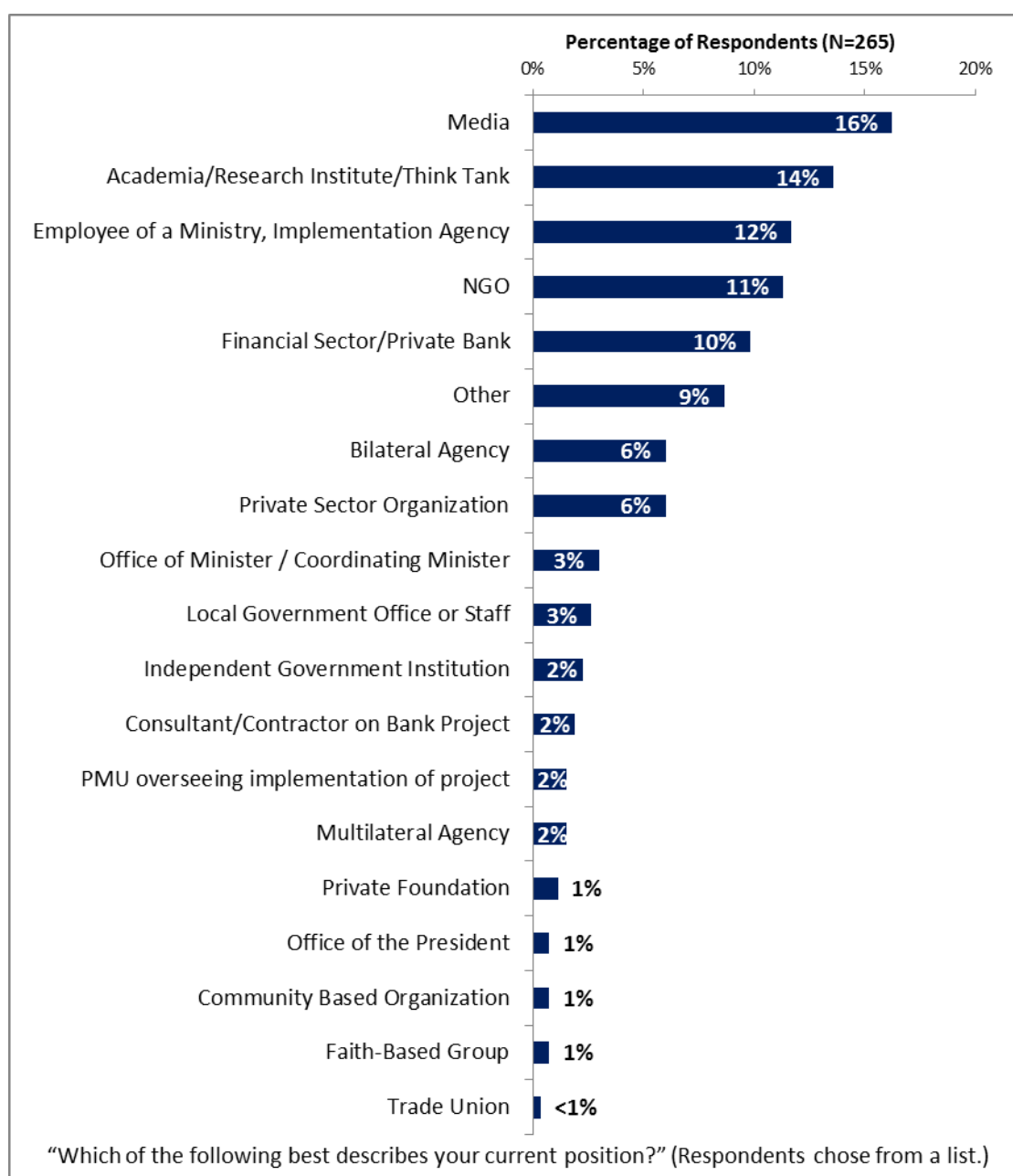
- B. Overall Attitudes toward the World Bank: Respondents were asked to rate their familiarity with the World Bank, the Bank's effectiveness in Indonesia, the extent to which the Bank meets Indonesia's need for knowledge services and financial instruments, the extent to which the Bank should and does seek to influence the global development agenda, their agreement with various statements regarding the Bank's work in Indonesia, and the extent to which the Bank is an effective development partner. Respondents were also asked to indicate the sectoral areas on which it would be most productive for the Bank to focus its resources, the Bank's greatest values and greatest weaknesses in its work, the Bank instruments that are most and least effective in reducing poverty, with which groups the Bank should work more, and to what reasons respondents attributed failed or slow reform efforts.
- C. World Bank Effectiveness and Results: Respondents were asked to rate the extent to which the Bank's work helps achieve sustainable development results in Indonesia and the Bank's level of effectiveness across thirty-four development areas, such as poverty reduction, anti-corruption, and economic growth.
- D. The World Bank's Knowledge: Respondents were asked to indicate the areas on which the Bank should focus its research efforts and to rate the effectiveness and quality of the Bank's knowledge/research, including how significant of a contribution the Bank's knowledge and research make to development results, the technical quality of the Bank's knowledge/research, and the Bank's effectiveness at providing linkage to non-Bank expertise.
- E. Working with the World Bank: Respondents were asked to rate their level of agreement with a series of statements regarding working with the Bank, such as the Bank disbursing funds promptly, the World Bank safeguard policies requirements being reasonable, and working with the World Bank increasing Indonesia's institutional capacity.
- F. The Future Role of the World Bank in Indonesia: Respondents were asked to rate how significant a role the Bank should play in Indonesia's development over the medium term and to indicate what the Bank should do to make itself of greater value in Indonesia.
- G. Communication and Information Sharing: Respondents were asked to indicate where they get information about economic and social development issues, how they prefer to receive information from the Bank, and their access to the Internet. Respondents were asked about their awareness of the Bank's Access to Information policy, past information requests from the Bank, and their level of agreement that they use more data from the World Bank as a result of the Bank's Open Data policy. Respondents were asked to indicate their usage and evaluation of the Bank's website and PICs. Respondents were also asked their level of agreement that they know how to find information from the Bank and that the Bank is responsive to information requests.
- H. Background Information: Respondents were asked to indicate their current position, specialization, whether they professionally collaborate with the World Bank, their exposure to the Bank in Indonesia, and their geographic location.

In addition, when possible, responses from respondents completing this year's country survey were compared to responses from the 238 respondents who completed the country survey in FY 2002. Notations and/or charts are included when these comparisons were possible.

III. Demographics of the Sample

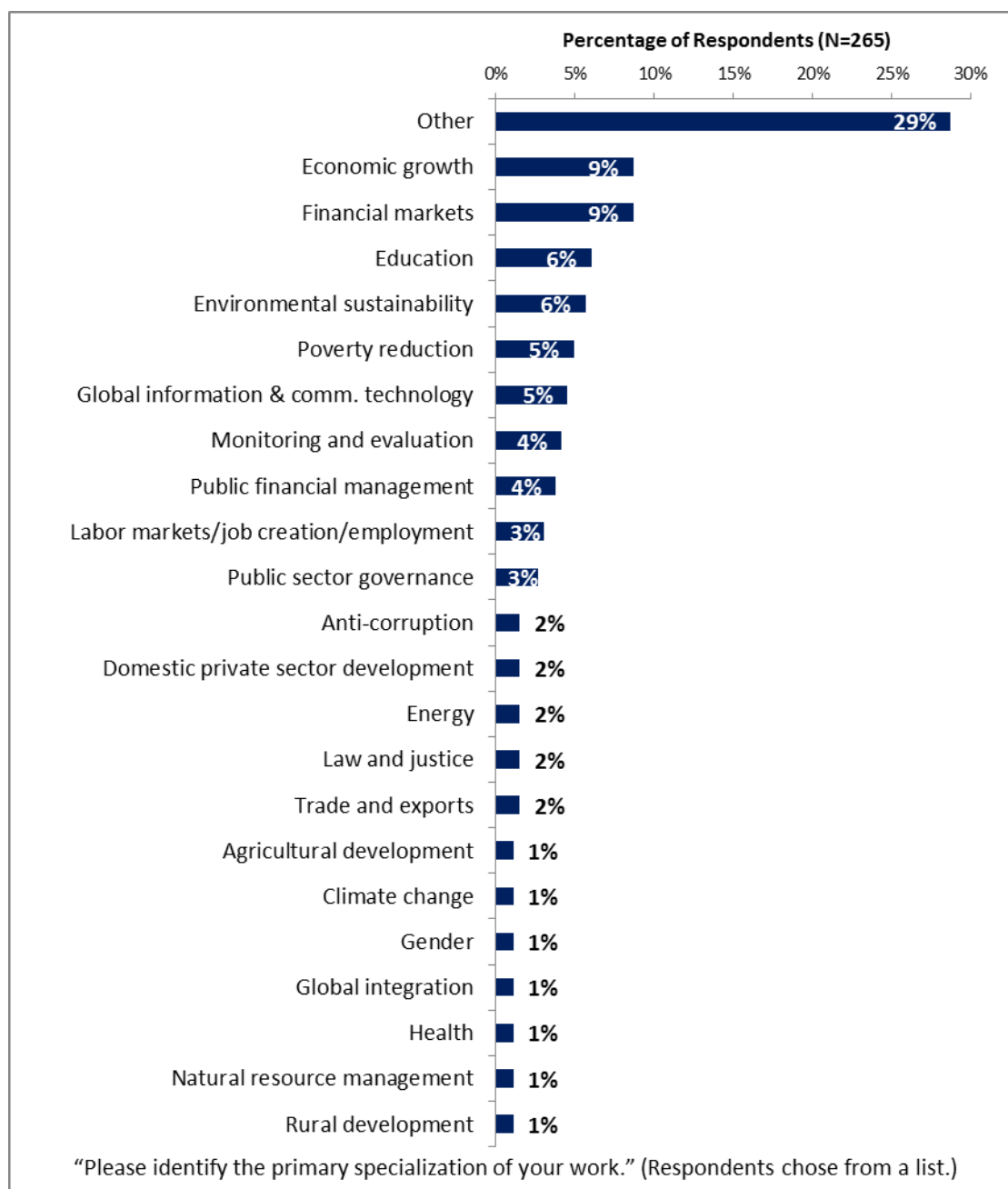
Current Position

- For further analyses: the small number of consultants/contractors working on World Bank supported projects/programs and Project Management Units (PMUs) were combined into one group; the small number of respondents from community-based organizations were combined with those from NGOs; respondents from bilateral agencies were combined with those from multilateral agencies; and the small number of respondents from private foundations, faith-based groups, and trade unions were included in the “Other” category. Note there were no respondents from the office of a Parliamentarian or from the judiciary branch.



III. Demographics of the Sample (continued)

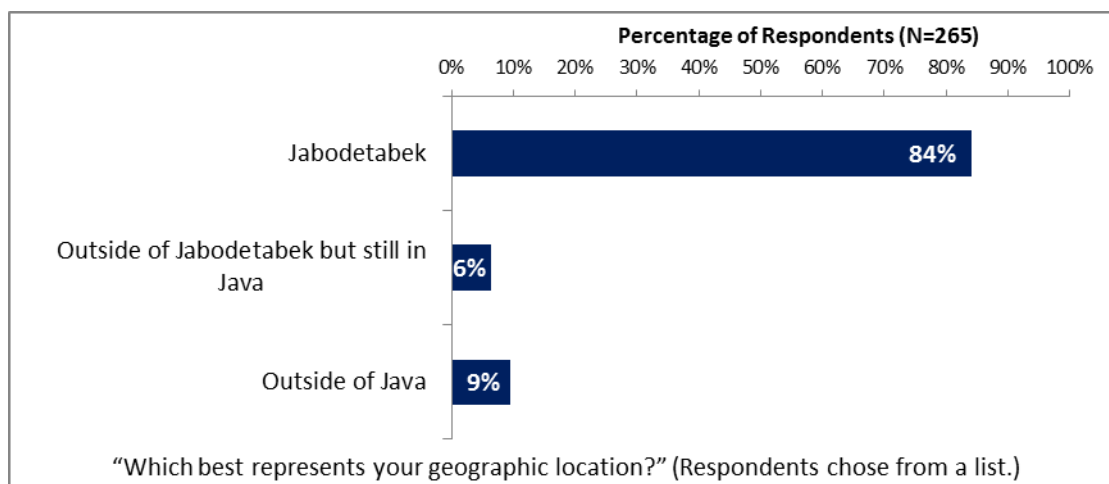
Area of Primary Specialization



III. Demographics of the Sample (continued)

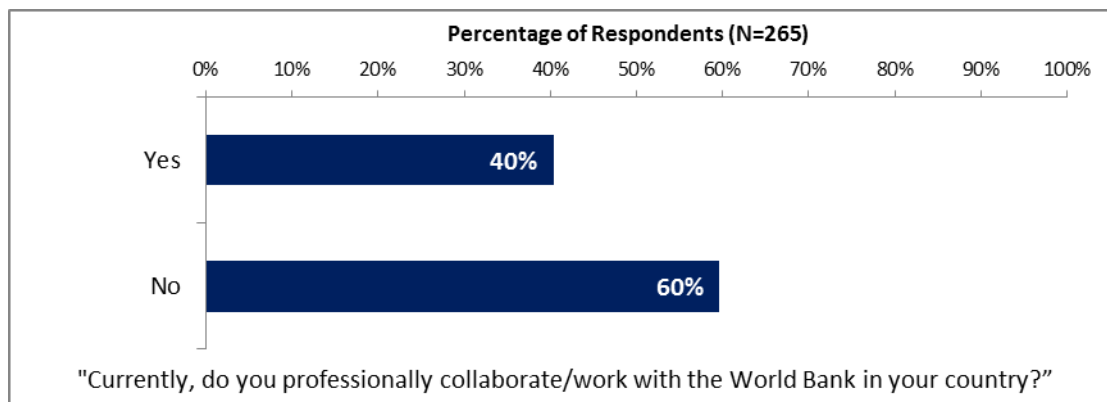
Geographic Location

- The vast majority of respondents indicated that they were located in Jabodetabek. Because of the small number of respondents from outside of Jabodetabek, but still in Java, and those from outside of Java, respondents from these locations were combined into one category, “Outside of Jabodetabek”, for all further analyses.

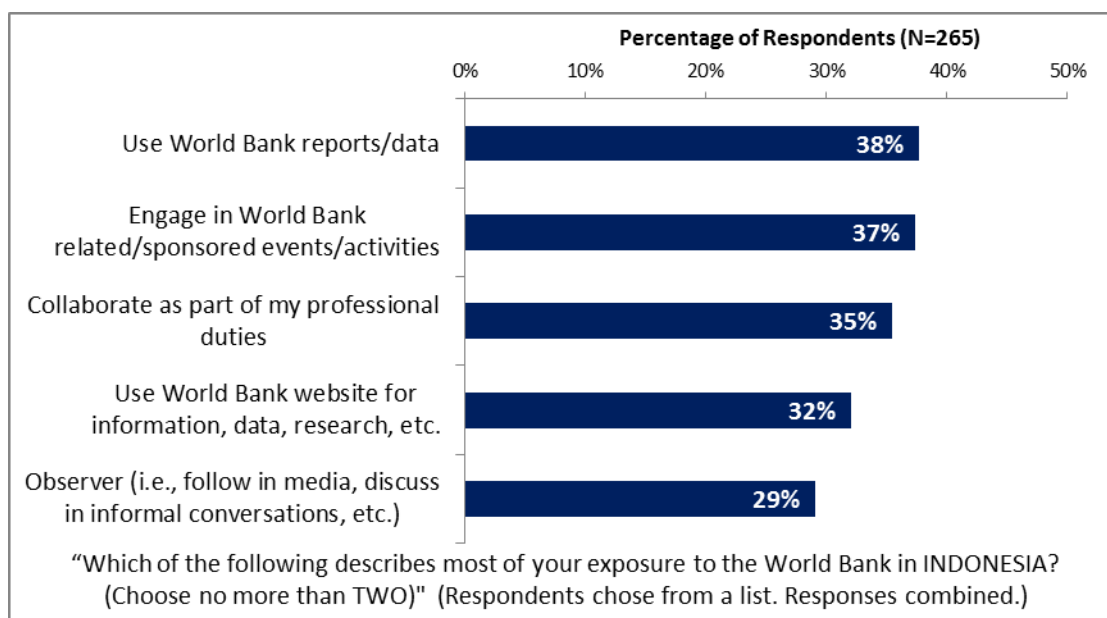


III. Demographics of the Sample (continued)

Professional Collaboration with the World Bank



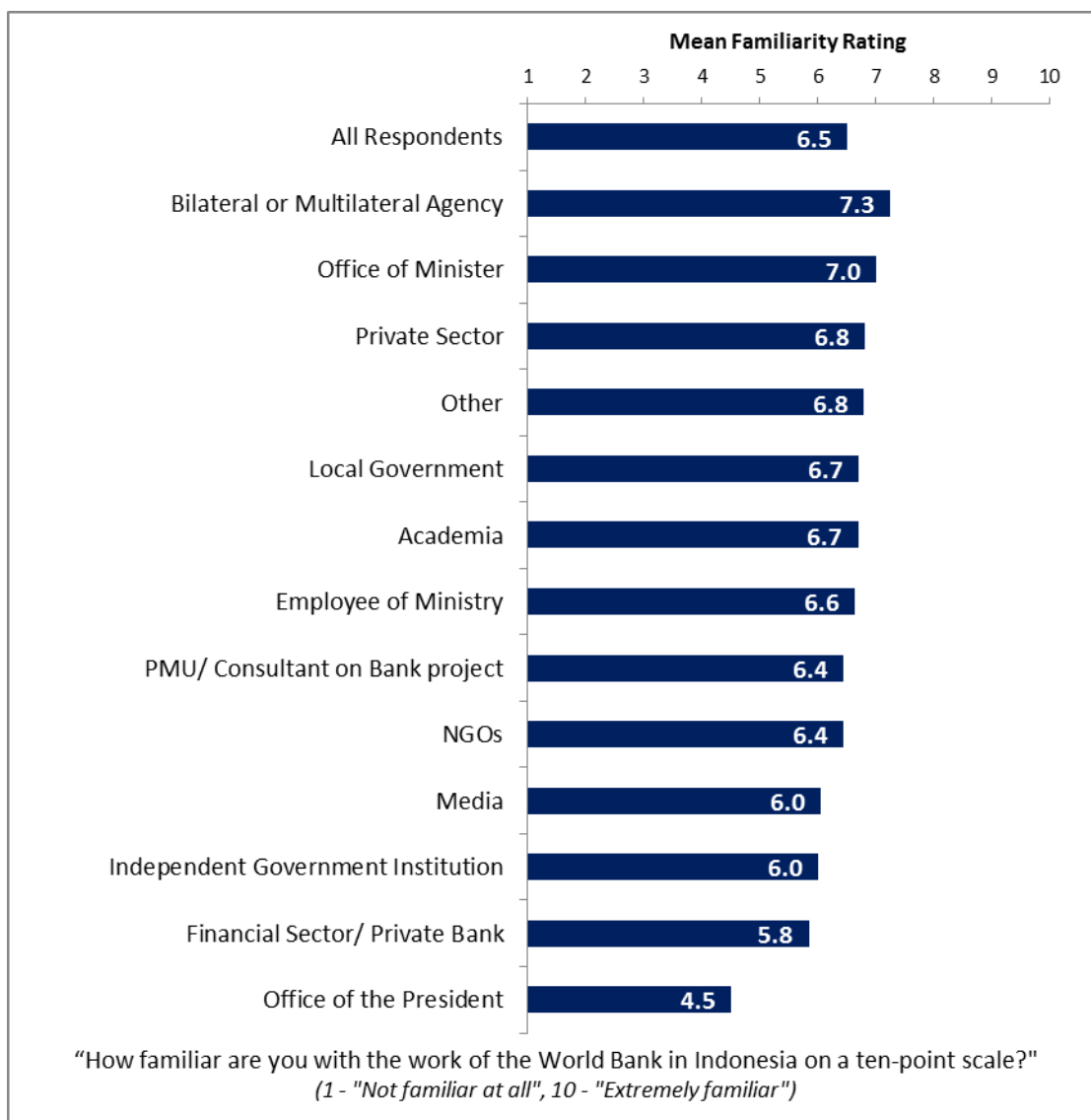
Exposure to the World Bank



III. Demographics of the Sample (continued)

Familiarity with the World Bank

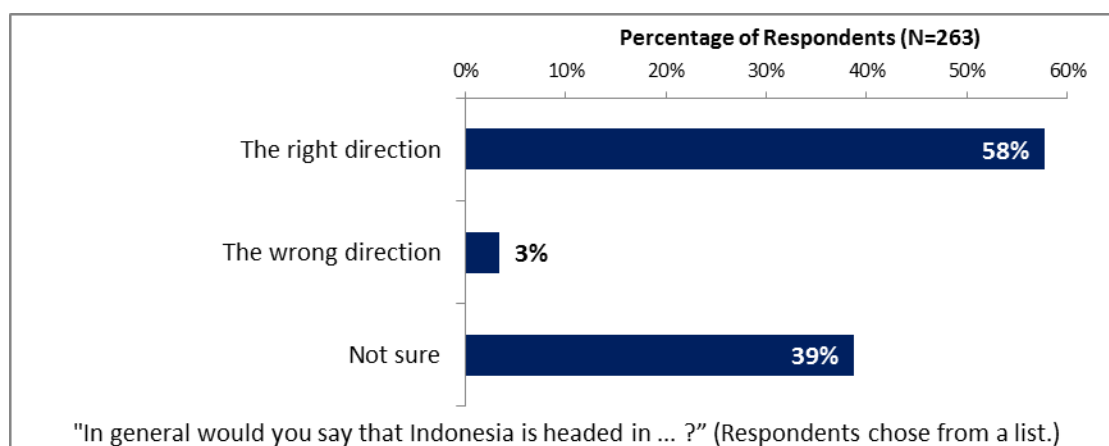
- Across all respondents, familiarity with the Bank received a mean rating of 6.5 on a 10-point scale with 1 being not familiar at all and 10 being extremely familiar. This was significantly lower than the FY '02 survey, in which familiarity with the Bank received a mean rating of 6.9 across all respondents.
 - Respondents across all stakeholder groups, as well as those from Jabodetabek and outside of Jabodetabek, had statistically similar ratings of familiarity with the Bank.
 - It should be noted that respondents' ratings of familiarity with the Bank were significantly, moderately correlated with their impressions of the Bank's overall effectiveness in Indonesia as well as significantly correlated with their perceptions of the Bank's ability to help achieve sustainable development results and the Bank's relevance to Indonesia's development.



IV. General Issues facing Indonesia

Headed in the Right Direction

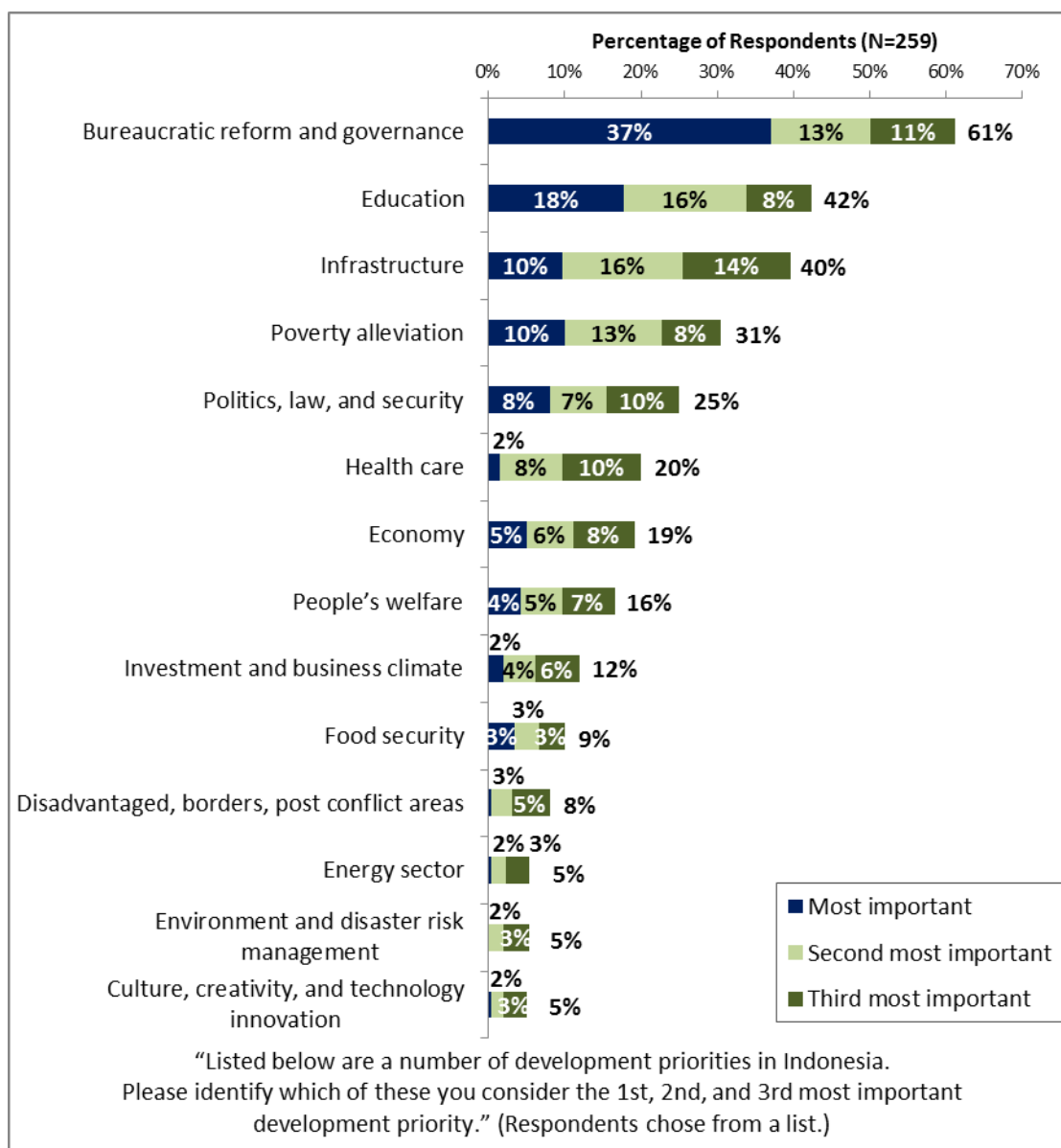
- When asked whether Indonesia was headed in the right or wrong direction, the majority of respondents indicated that Indonesia was headed in the right direction. Over a third of respondents, however, indicated that they were not sure if Indonesia was headed in the right or wrong direction.
 - The majority of respondents from most stakeholder groups indicated that Indonesia was headed in the right direction, except respondents from NGOs, academia, and the media who were more likely to say that they were not sure if Indonesia was headed in the right or wrong direction.
 - The majority of respondents from Jabodetabek indicated that Indonesia was headed in the right direction whereas the majority of respondents from outside of Jabodetabek indicated that they were not sure if Indonesia was headed in the right or wrong direction.



IV. General Issues facing Indonesia (continued)

Development Priority

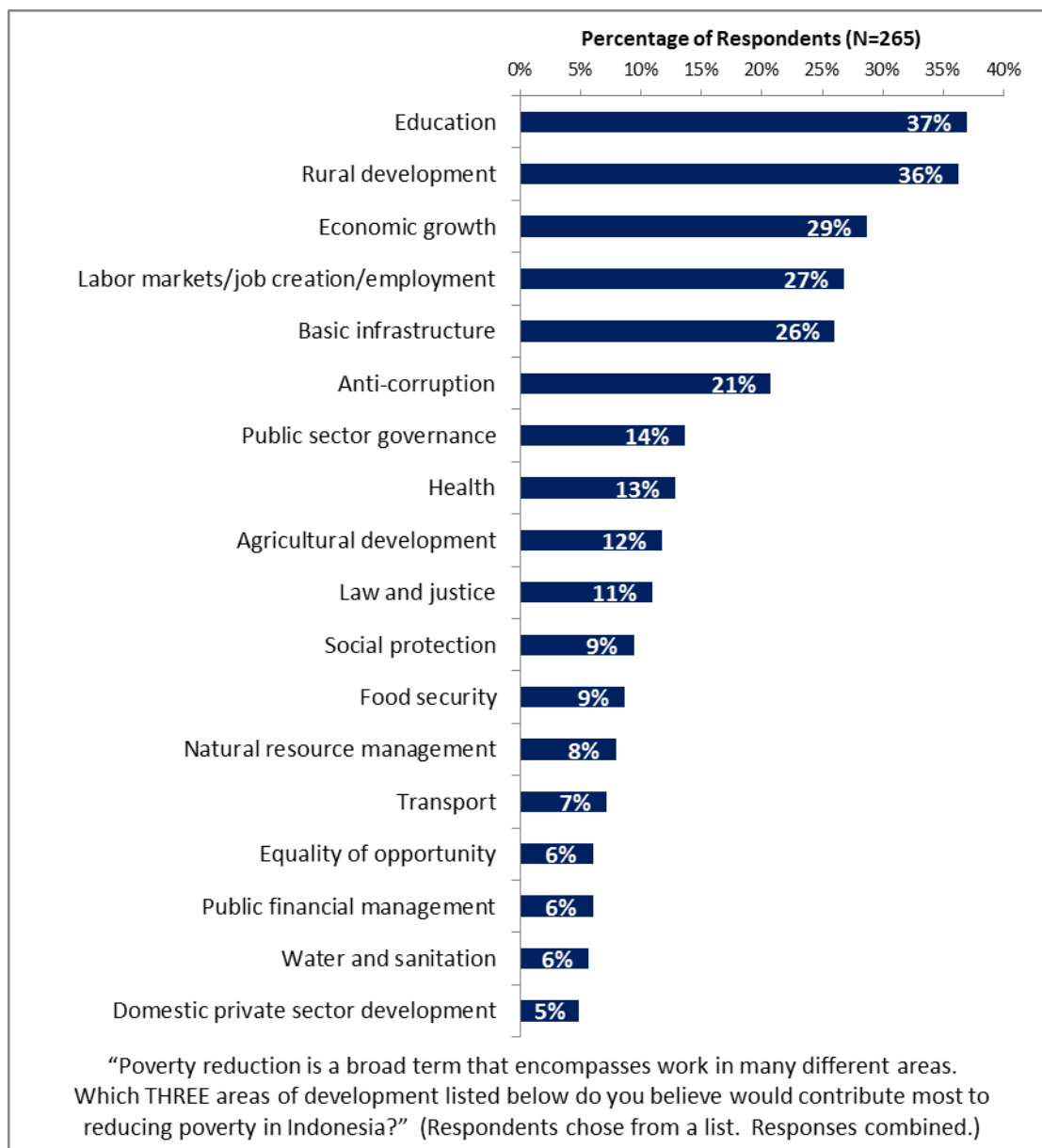
- Respondents indicated that bureaucratic reform and governance was the most important development priority in Indonesia. Education, infrastructure, poverty alleviation, and politics, law, and security were also considered top priorities.
 - Respondents across all stakeholder groups indicated that bureaucratic reform and governance, education, and infrastructure were the most important development priorities in Indonesia.
 - Respondents from Jabodetabek and outside of Jabodetabek indicated that bureaucratic reform and governance was the most important development priority in Indonesia.



IV. General Issues facing Indonesia (continued)

Poverty Reduction

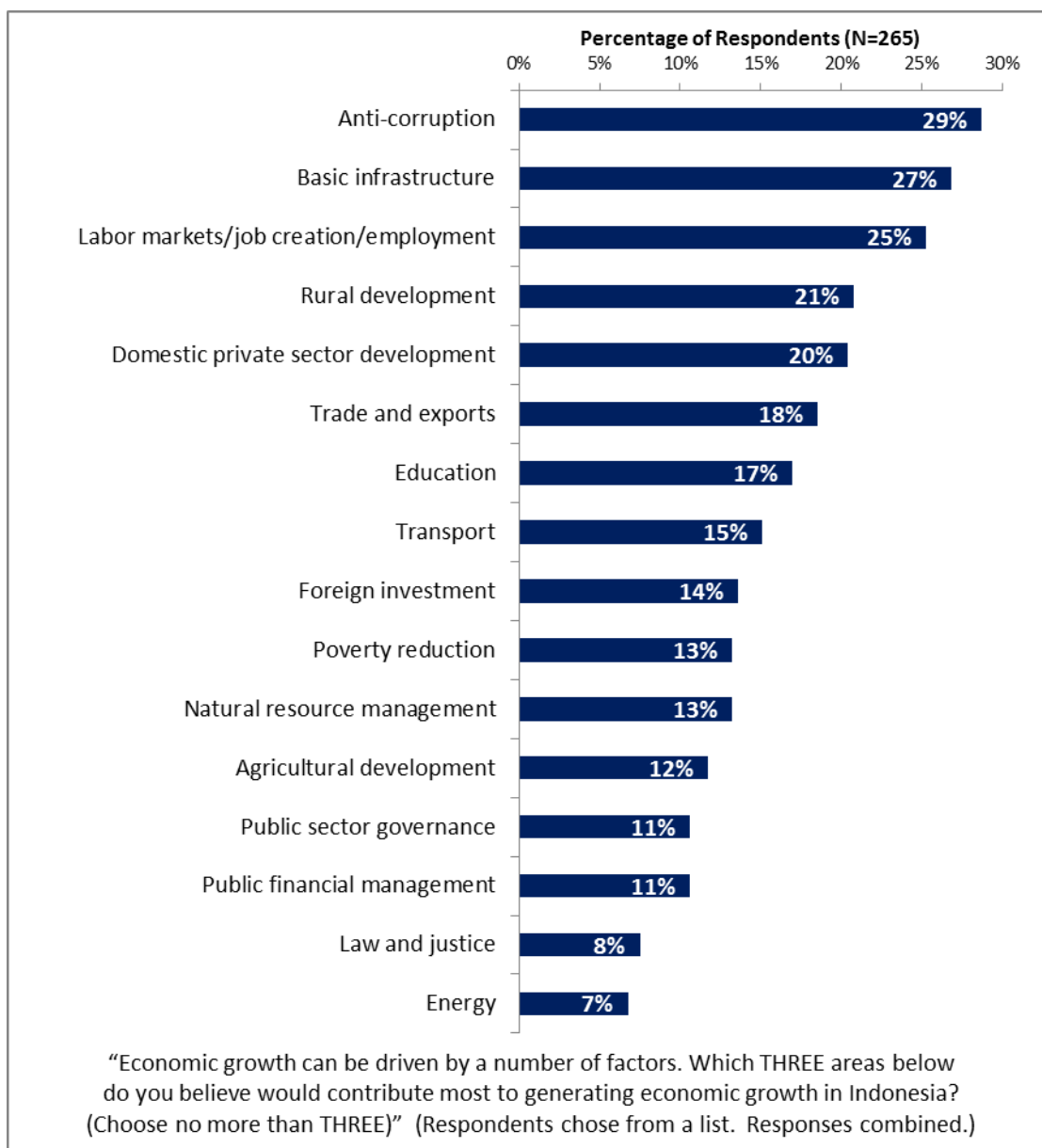
- Respondents indicated that education and rural development would contribute most to poverty reduction in Indonesia. Economic growth, labor markets/job creation/employment, basic infrastructure, and anti-corruption were also considered key contributors to poverty reduction.



IV. General Issues facing Indonesia (continued)

Economic Growth

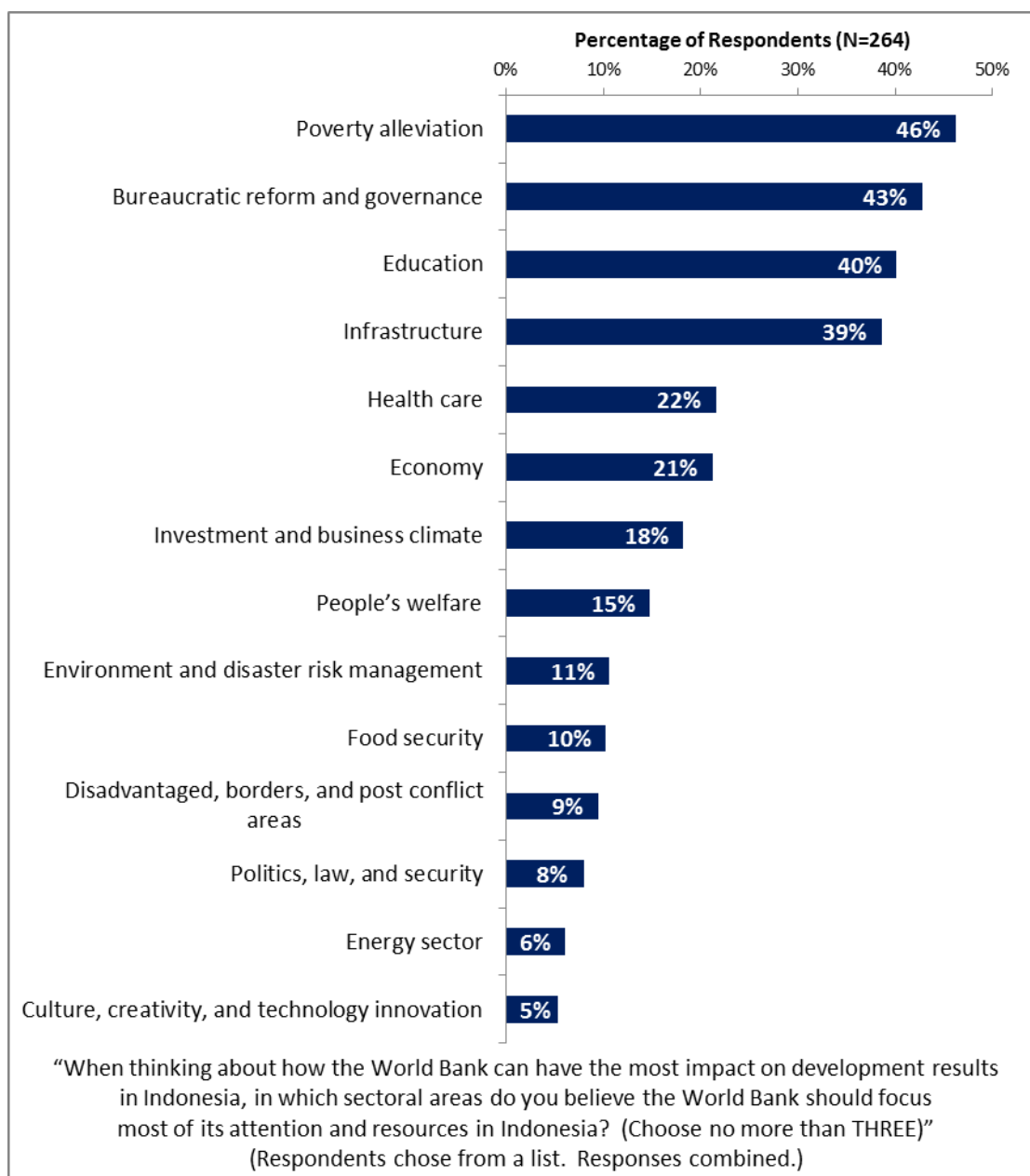
- Respondents indicated that anti-corruption, basic infrastructure, and labor markets/job creation/employment would contribute most to generating economic growth in Indonesia. Rural development, domestic private sector development, trade and exports, and education were also identified as key to economic growth.



V. Overall Attitudes toward the World Bank

Focusing World Bank Resources

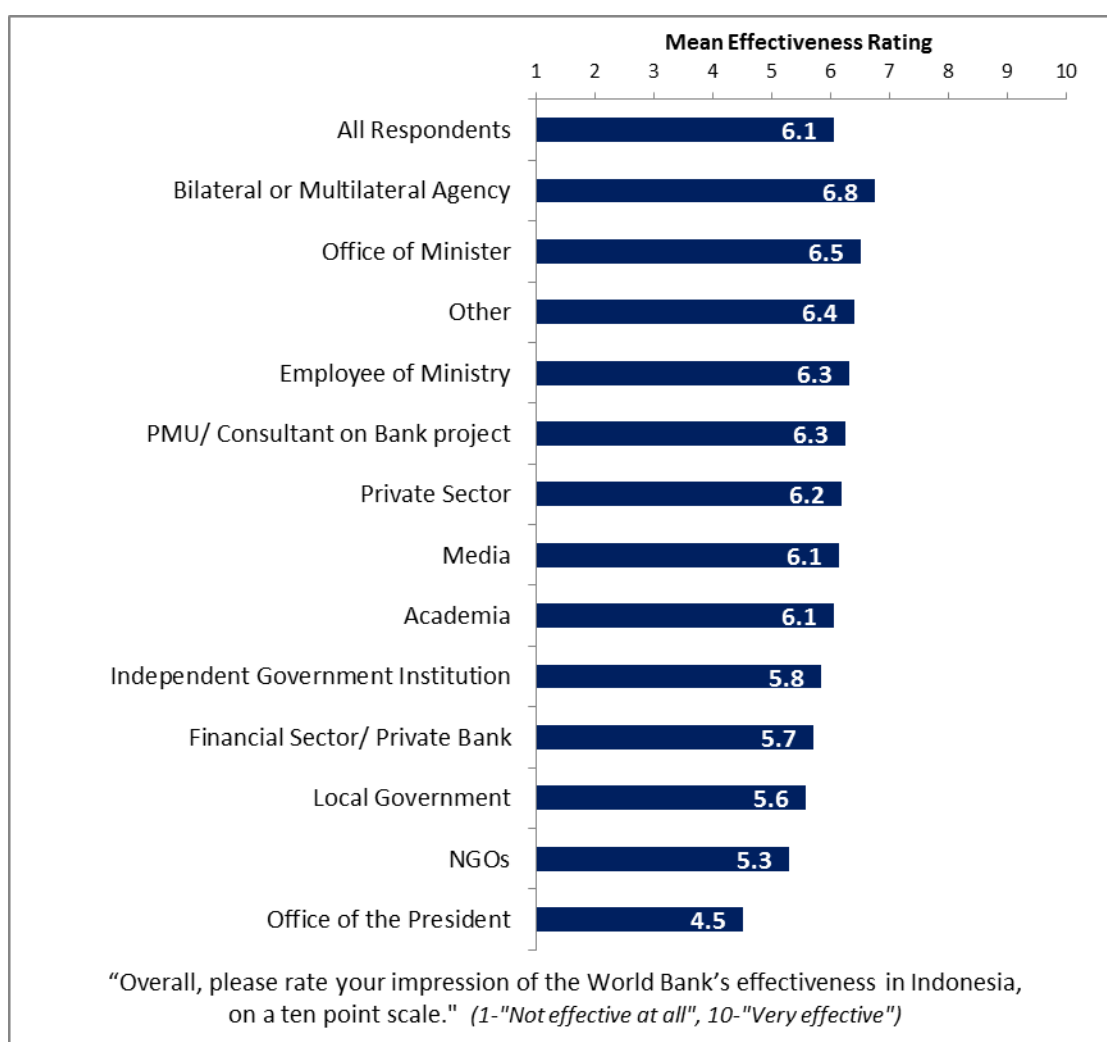
- Respondents indicated that the Bank would have the most impact on development results in Indonesia by focusing most of its attention and resources on poverty alleviation, bureaucratic reform and governance, education, and infrastructure. Health care, the economy, and the investment and business climate were also seen as key.



V. Overall Attitudes toward the World Bank (continued)

The World Bank's Overall Effectiveness

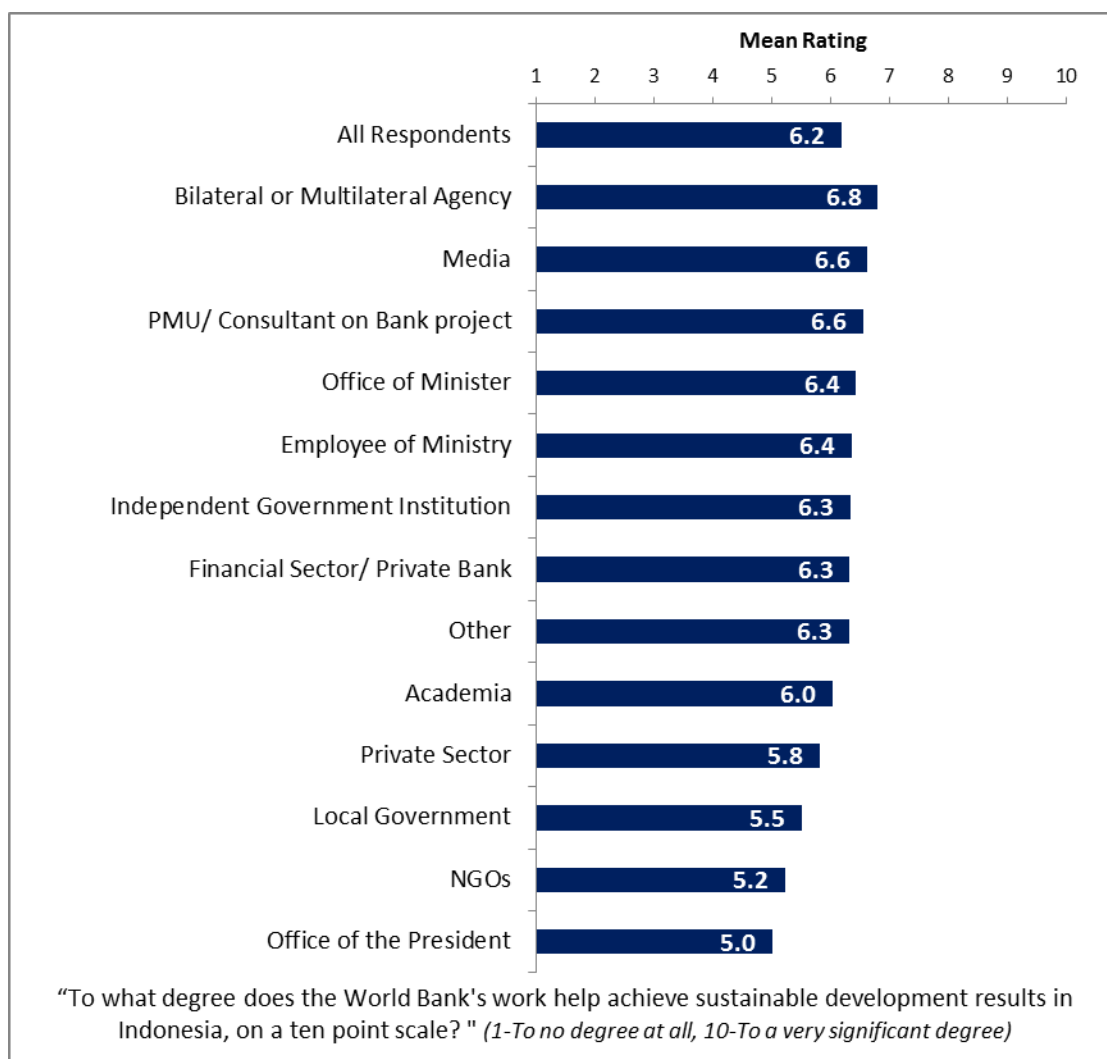
- Across all respondents, ratings of the World Bank's overall effectiveness in Indonesia received a mean rating of 6.1 on a 10-point scale, with 1 being not effective at all and 10 being very effective. This was statistically similar to the FY '02 survey, in which the Bank's overall effectiveness received a mean rating of 5.8 across all respondents.
 - Respondents across all stakeholder groups, as well as those from Jabodetabek and outside of Jabodetabek, gave statistically similar ratings for the World Bank's overall effectiveness in Indonesia.



V. Overall Attitudes toward the World Bank (continued)

Achieving Sustainable Development Results

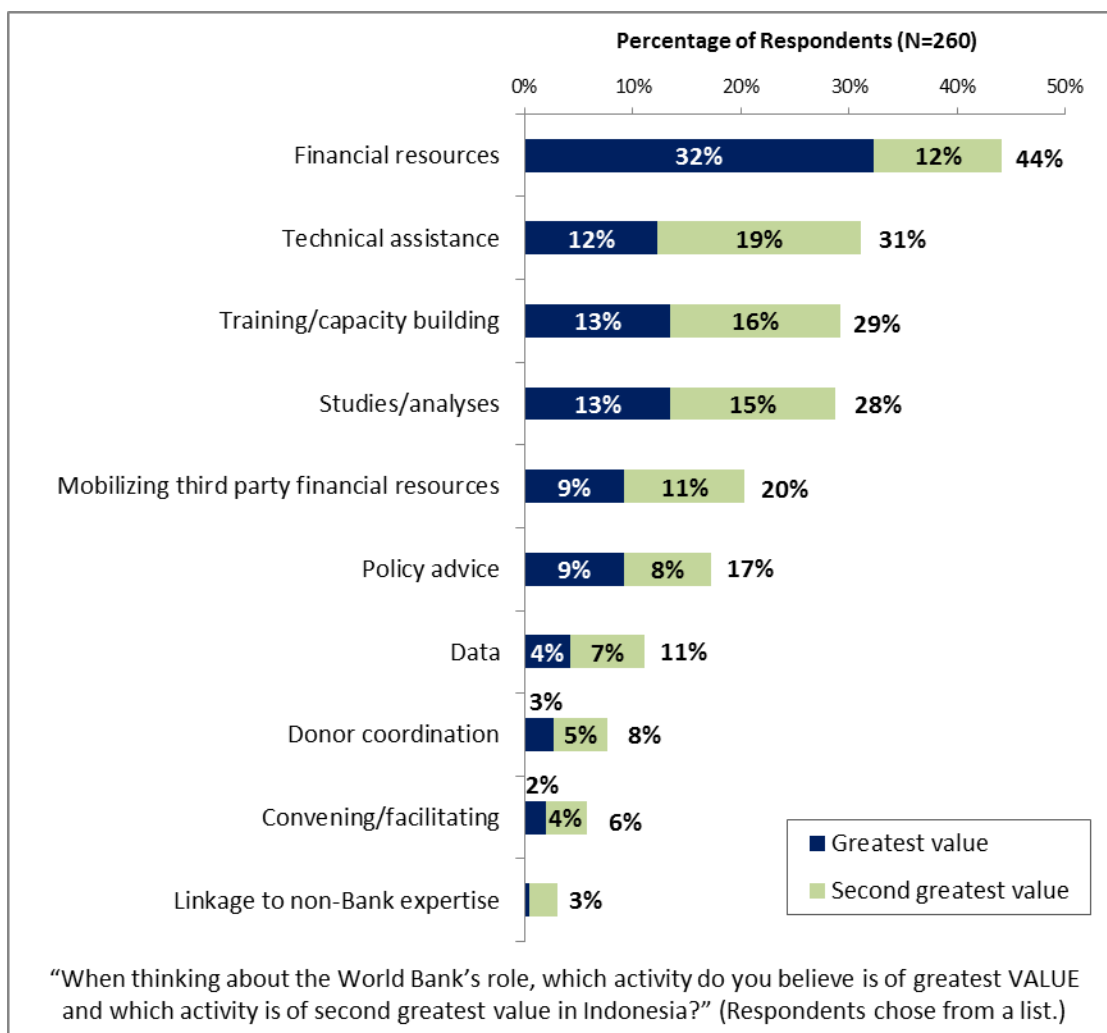
- Across all respondents, the World Bank helping achieve sustainable development results in Indonesia received a mean rating of 6.2 on a 10-point scale, with 1 being to no degree at all and 10 being to a very significant degree.
 - Respondents from bilateral or multilateral agencies gave the highest ratings for the Bank helping achieve sustainable development results in Indonesia whereas respondents from local government, NGOs, and the office of the President gave significantly lower ratings.
 - Respondents from Jabodetabek and outside of Jabodetabek gave statistically similar ratings for the World Bank helping achieve sustainable development results in Indonesia.



V. Overall Attitudes toward the World Bank (continued)

Greatest Value

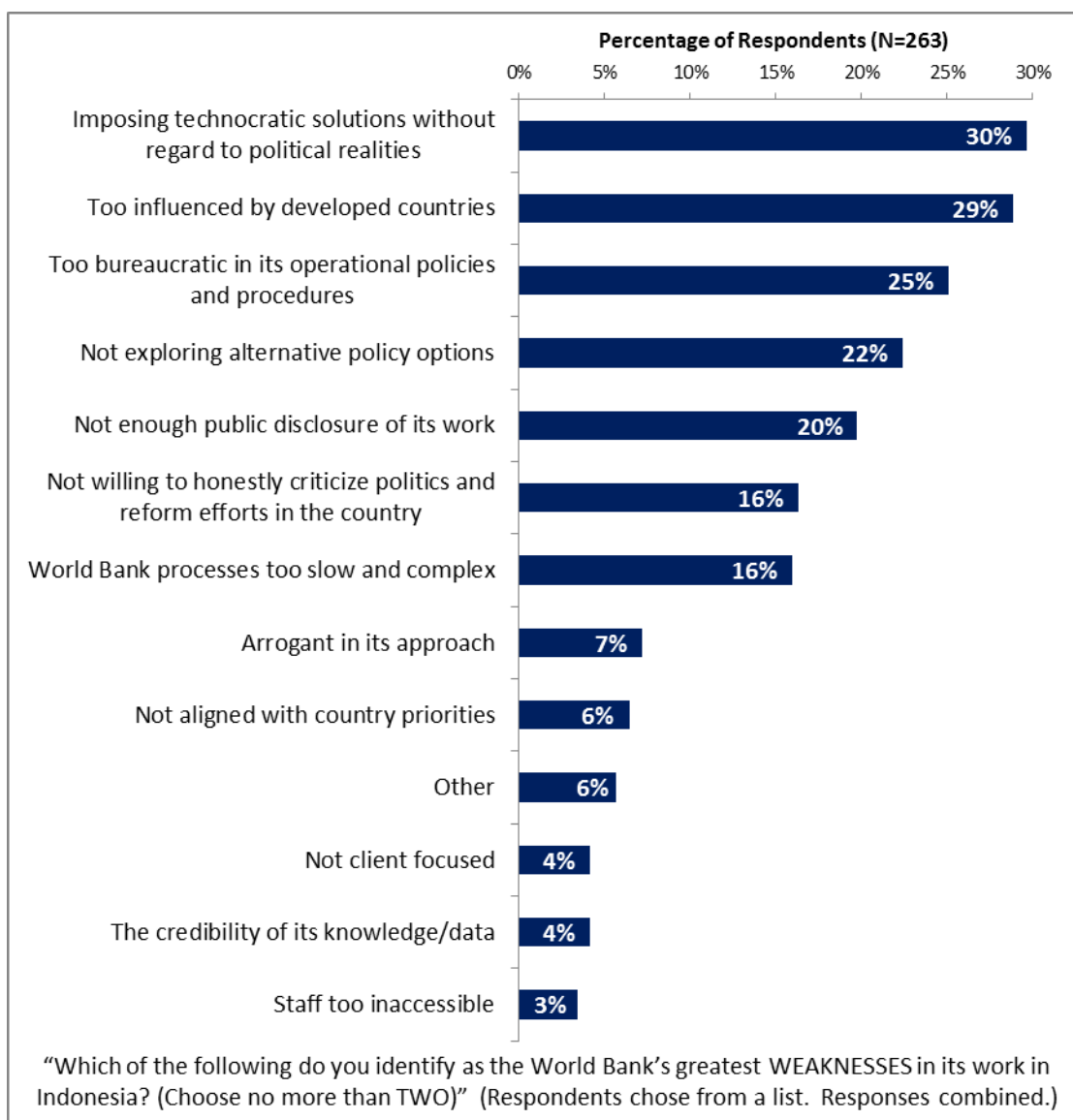
- Nearly half of all respondents indicated that the Bank's greatest value to Indonesia was its financial resources. The Bank's technical assistance, training/capacity building, and studies/analyses were also considered of great value.



V. Overall Attitudes toward the World Bank (continued)

Greatest Weakness

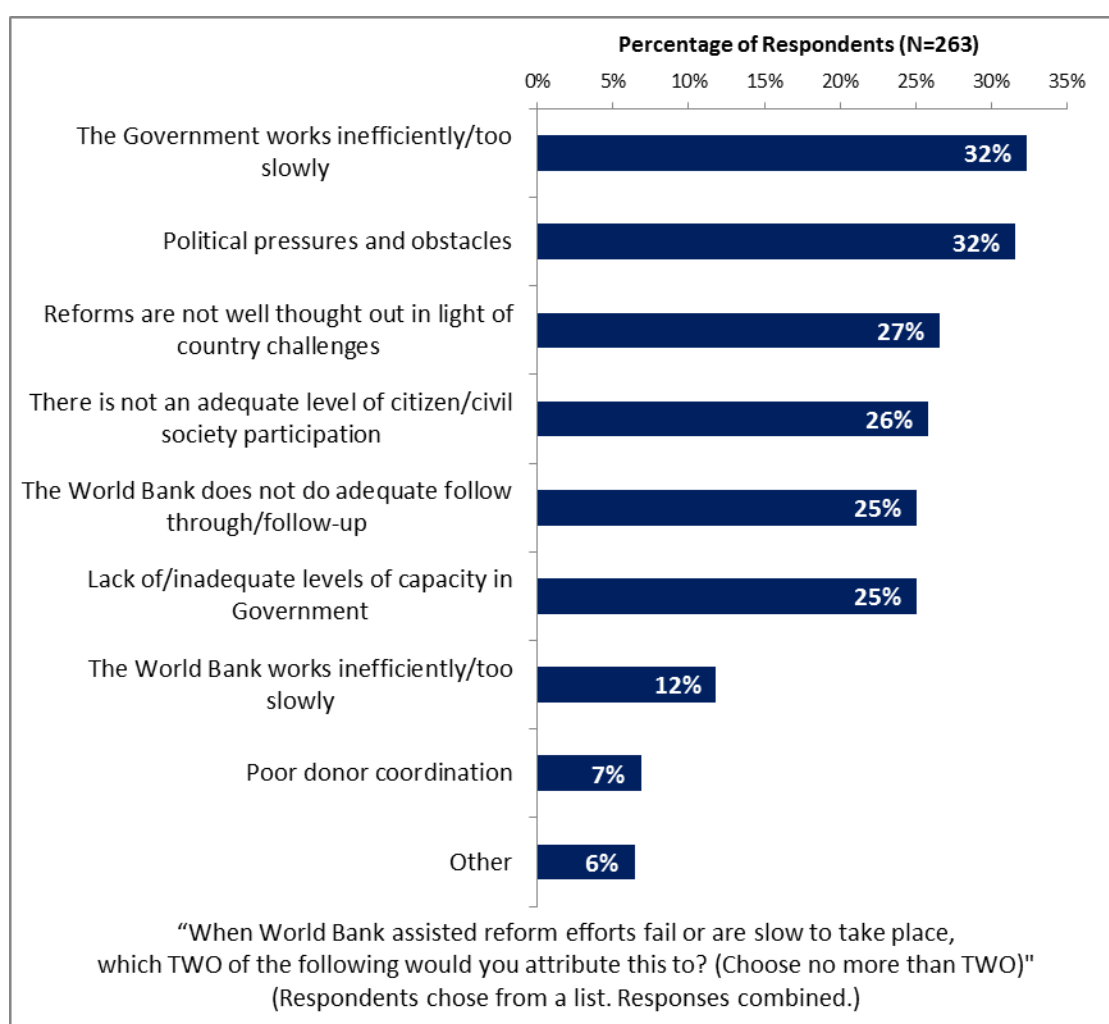
- Respondents indicated that the Bank's greatest weaknesses in its work in Indonesia were imposing technocratic solutions without regard to political realities and being too influenced by developed countries. The Bank being too bureaucratic in its operational policies and procedures, not exploring alternative policy options, and not providing enough public disclosure of its work were also considered weaknesses.



V. Overall Attitudes toward the World Bank (continued)

Attributing Slow or Failed Reform Efforts

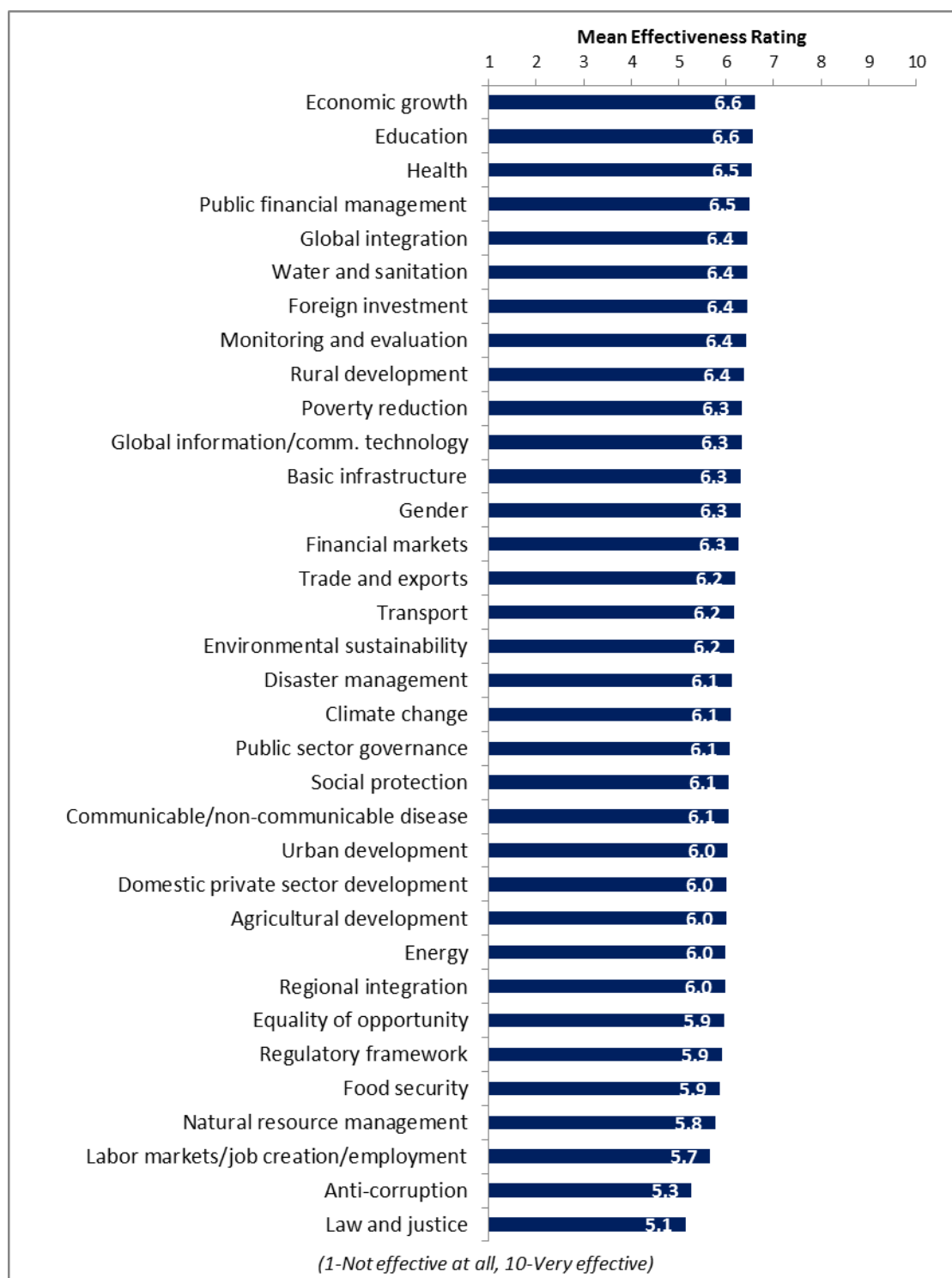
- When World Bank assisted reform efforts fail or are slow to take place, respondents indicated that they most often attribute this to the government working inefficiently or too slowly or to political pressures and obstacles. Respondents also indicated that reforms not being well thought out in light of country challenges, an inadequate level of citizen/civil society participation, inadequate follow through/follow-up by the Bank, and inadequate government capacity can also lead to Bank assisted reform efforts failing or taking place slowly.



VI. Sectoral Effectiveness

Specific Areas of Effectiveness

- Respondents saw the Bank as most effective at economic growth and education, both receiving a mean rating of 6.6, across all respondents, on a 10-point scale with 1 being not effective at all and 10 being very effective.



VI. Sectoral Effectiveness (continued)

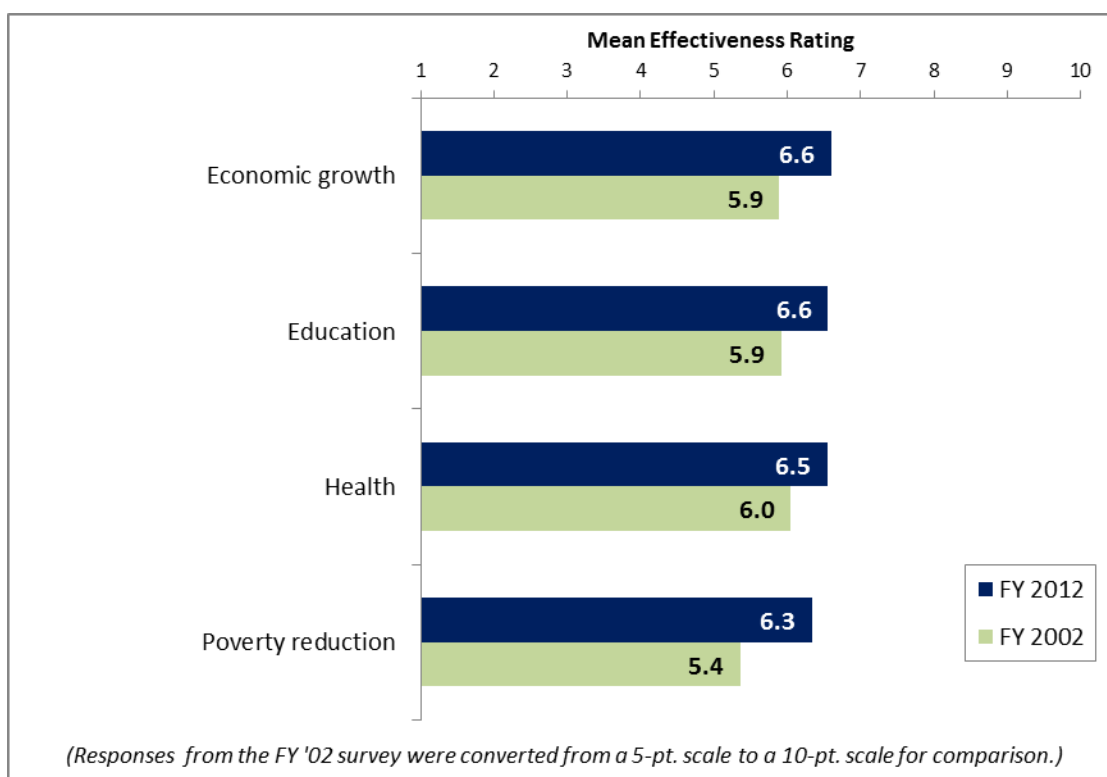
Specific Areas of Effectiveness (continued)

- There were significant stakeholder differences in their ratings of the Bank's effectiveness across two of these thirty-four areas.
 - Respondents from bilateral or multilateral agencies, the office of a Minister, and other organizations gave the highest ratings for the Bank's effectiveness at "Environmental sustainability" whereas respondents from the office of the President and NGOs gave significantly lower ratings for the Bank's effectiveness.
 - Respondents from bilateral or multilateral agencies and the office of a Minister gave the highest ratings for the Bank's effectiveness at "Water and sanitation" whereas respondents from the office of the President and NGOs gave significantly lower ratings for the Bank's effectiveness.
- Respondents from outside of Jabodetabek gave higher ratings of the Bank's effectiveness compared to respondents from Jabodetabek across most of these thirty-four areas, significantly so for:
 - "Water and sanitation";
 - "Labor markets/job creation/employment";
 - "Health";
 - "Rural development";
 - "Food security";
 - "Education"; and
 - "Agricultural development".

VI. Sectoral Effectiveness (continued)

Specific Areas of Effectiveness (continued)

- Respondents in this year's country survey gave significantly higher ratings for the Bank's effectiveness at "Economic growth", "Education", "Health", and "Poverty reduction" compared to respondents in the FY '02 country survey (note these were the only areas that could be compared).



VI. Sectoral Effectiveness (continued)

Drivers of Effectiveness

To determine the key drivers of respondents' ratings of the Bank's overall effectiveness and ratings of its ability to help achieve sustainable development results in Indonesia, bivariate correlational analyses were conducted using respondents' ratings of the thirty-four specific areas of effectiveness.

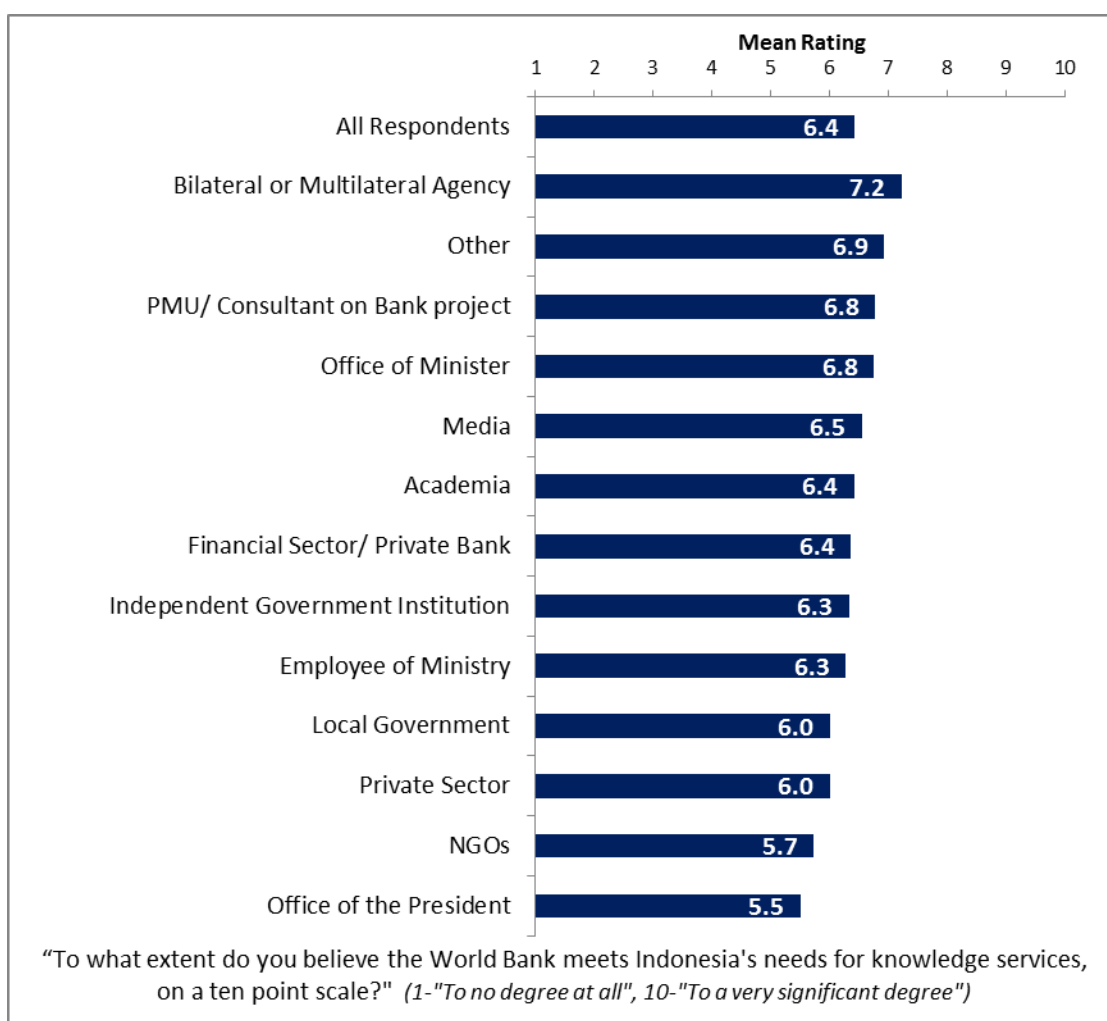
Correlational analyses, however, are not able to tell us exactly what is causing respondents' ratings of the Bank's overall effectiveness or ratings of its ability to help achieve sustainable development results. Rather, these analyses tell us that as ratings of effectiveness in one area increase, respondents' ratings of the Bank's overall effectiveness increase, or as ratings of effectiveness in one area increase, ratings of the Bank's ability to help achieve sustainable development results increase. Thus, it can be inferred that respondents' perceptions of effectiveness in one specific area are related to, or drive, respondents' perceptions of the Bank's overall effectiveness or perceptions of the Bank's ability to help achieve sustainable development results.

- Overall Effectiveness: Those specific areas with the highest Pearson Product-Moment correlations were determined to be the most closely related to perceptions of the Bank's overall effectiveness, suggesting that ratings of effectiveness in those specific areas are drivers of perceptions of the Bank's overall effectiveness in Indonesia. The areas determined to be key drivers from these analyses were:
 - The Bank's effectiveness at public financial management;
 - The Bank's effectiveness at trade and exports;
 - The Bank's effectiveness at economic growth; and
 - The Bank's effectiveness at foreign investment.
- Achieving Sustainable Development Results: Those specific areas with the highest Pearson Product-Moment correlations were determined to be the most closely related to perceptions of the Bank's ability to help achieve sustainable development results in Indonesia, suggesting that ratings of effectiveness in those specific areas are drivers of perceptions of the Bank's ability to help achieve sustainable development results. The areas determined to be key drivers from these analyses were:
 - The Bank's effectiveness at poverty reduction;
 - The Bank's effectiveness at trade and exports;
 - The Bank's effectiveness at economic growth; and
 - The Bank's effectiveness at food security.

VII. World Bank Knowledge and Instruments

Knowledge: Meeting Indonesia's Knowledge Needs

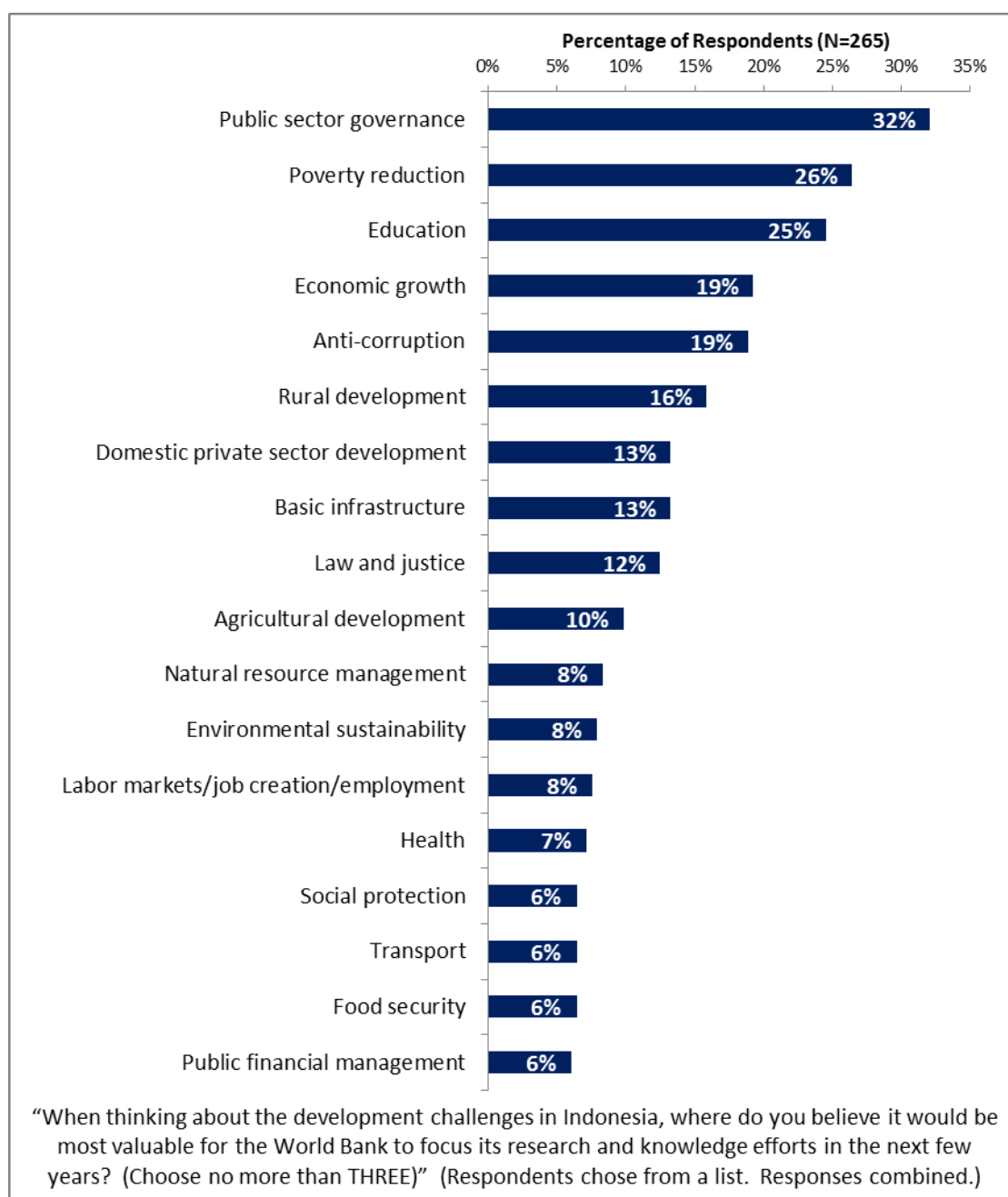
- Across all respondents, the extent to which the Bank meets Indonesia's needs for knowledge services received a mean rating of 6.4 on a 10-point scale, with 1 being to no degree at all and 10 being to a very significant degree.
 - Respondents across all stakeholder groups, as well as those from Jabodetabek and outside of Jabodetabek, gave statistically similar ratings for the Bank meeting Indonesia's needs for knowledge services.



VII. World Bank Knowledge and Instruments (continued)

Knowledge: Focusing Bank Research


- Respondents indicated that it would be most valuable for the Bank to focus its research and knowledge efforts on public sector governance, poverty reduction, and education. Respondents also indicated that economic growth and anti-corruption would be valuable research endeavors.
 - Respondents across most stakeholder groups and both geographic locations indicated that the Bank should focus its research efforts on these areas, except respondents from the financial sector/private banks who indicated that the Bank should focus its research efforts on basic infrastructure.



VII. World Bank Knowledge and Instruments (continued)

Knowledge: Effectiveness

- Across all respondents, the effectiveness of the World Bank's knowledge and research to enhance respondents' knowledge and/or skills received the highest mean rating, 6.9, on a 10-point scale with 1 being not at all effective and 10 being very effective.
 - Respondents from outside of Jabodetabek had higher ratings compared to respondents from Jabodetabek for the effectiveness of the Bank's knowledge and research in all of these areas, significantly so for "Stimulating public debate/dialogue" and "Providing support for program implementation".
 - Respondents across all stakeholder groups had statistically similar ratings for the effectiveness of the Bank's knowledge and research in these areas.



VII. World Bank Knowledge and Instruments (continued)

Knowledge: Qualities

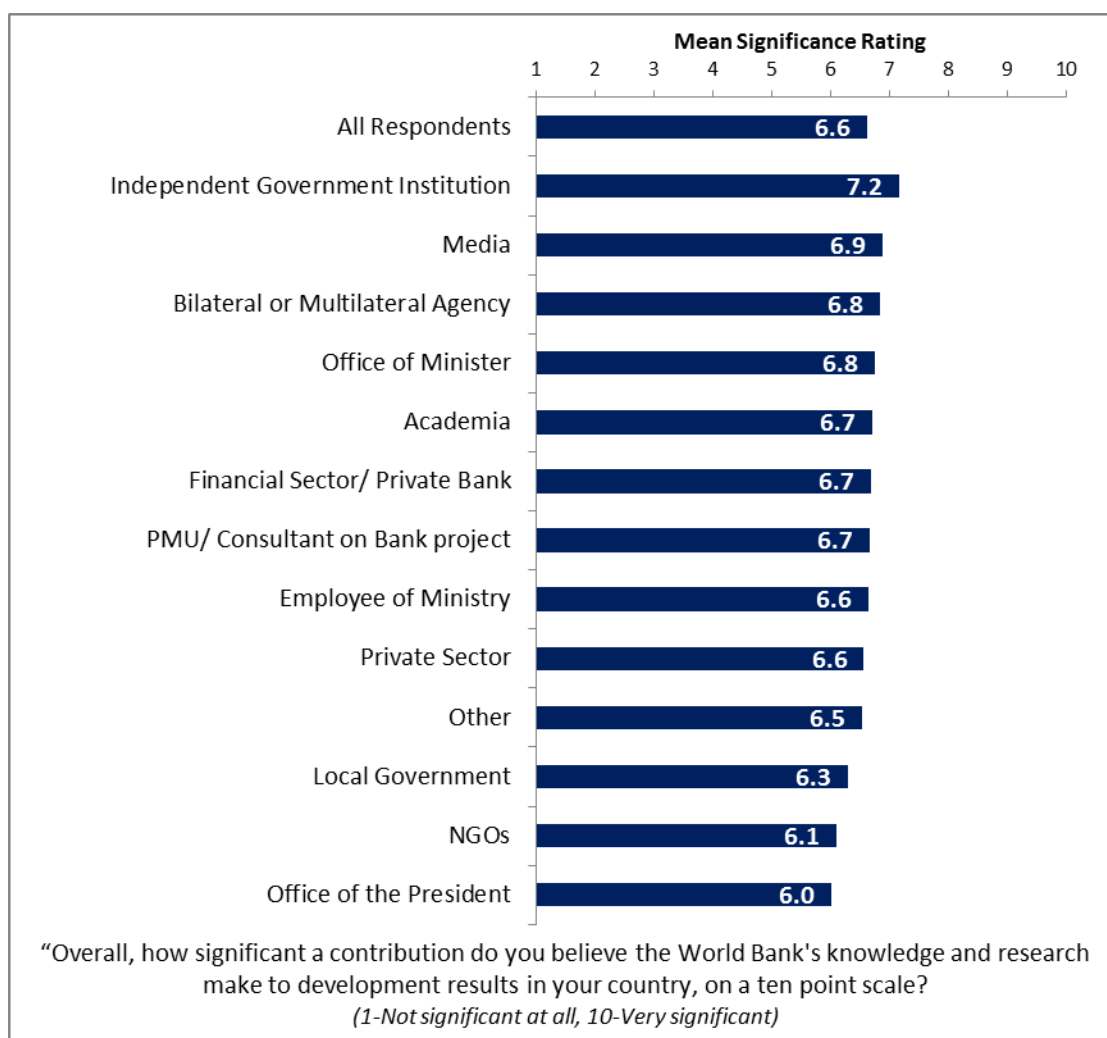
- Across all respondents, the World Bank's knowledge and research being a source of relevant information on global good practices received the highest mean rating, 6.9, on a 10-point scale with 1 being to no degree at all and 10 being to a very significant degree.
 - Respondents from bilateral or multilateral agencies had the highest ratings for the extent to which the Bank's knowledge and research "Are timely", "Include an appropriate level of stakeholder involvement during preparation", and "Are relevant to Indonesia's development priorities" whereas respondents from the office of the President, local government, and NGOs had significantly lower ratings for these qualities. Respondents across all stakeholder groups had statistically similar ratings for the other qualities of the World Bank's knowledge and research.
 - Respondents from Jabodetabek and outside of Jabodetabek had statistically similar ratings for these qualities of the Bank's knowledge and research.



VII. World Bank Knowledge and Instruments (continued)

Knowledge: Contribution

- Across all respondents, the significance of the contribution that the World Bank's knowledge and research make to development results in Indonesia received a mean rating of 6.6 on a 10-point scale, with 1 being not significant at all and 10 being very significant.
- Respondents across all stakeholder groups, as well as those from Jabodetabek and outside of Jabodetabek, gave statistically similar significance ratings for the contribution that the World Bank's knowledge and research make to development results in Indonesia.



VII. World Bank Knowledge and Instruments (continued)

Knowledge: Technical Quality

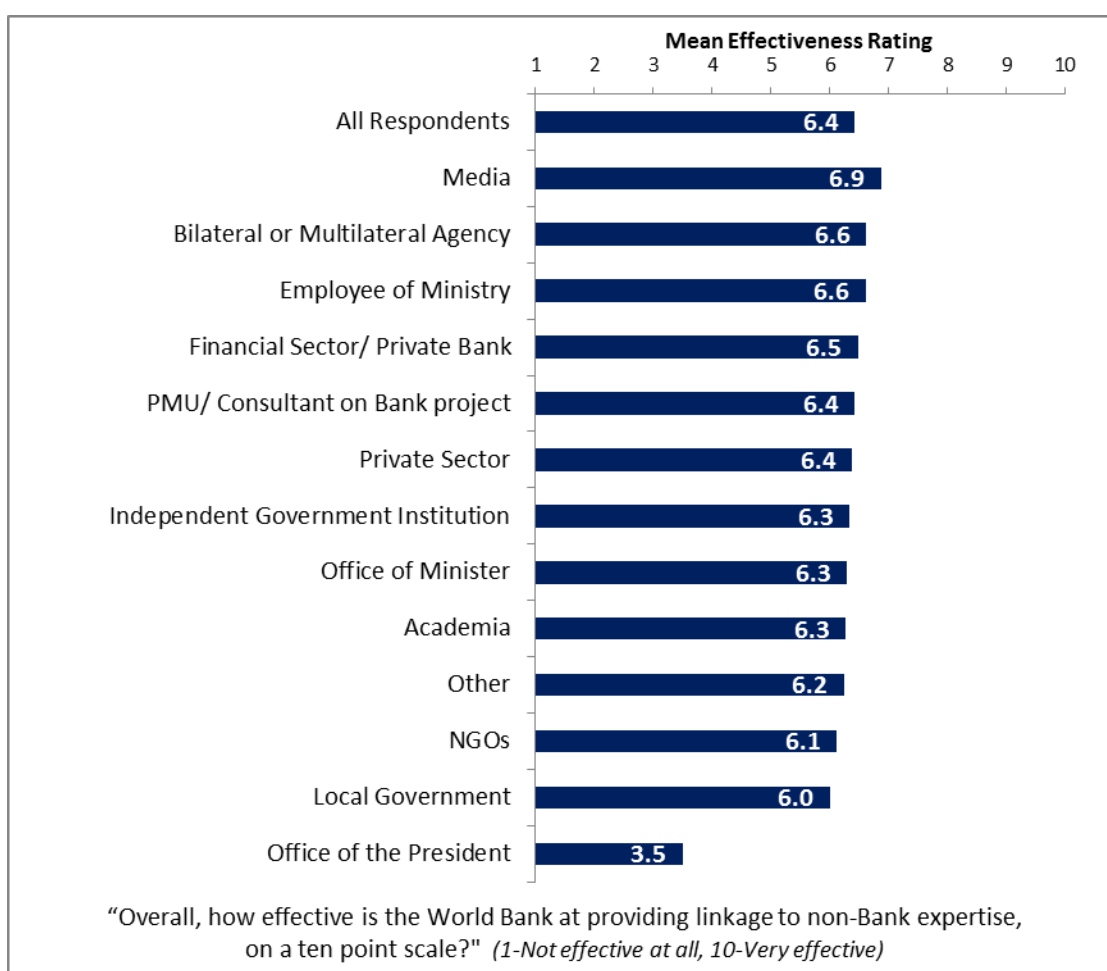
- Across all respondents, the technical quality of the World Bank's knowledge and research received a mean rating of 7.2 on a 10-point scale, with 1 being very low technical quality and 10 being very high technical quality.
 - Respondents across all stakeholder groups, as well as those from Jabodetabek and outside of Jabodetabek, gave statistically similar ratings for the technical quality of the World Bank's knowledge and research.



VII. World Bank Knowledge and Instruments (continued)

Knowledge: Linkage to Non-Bank Expertise

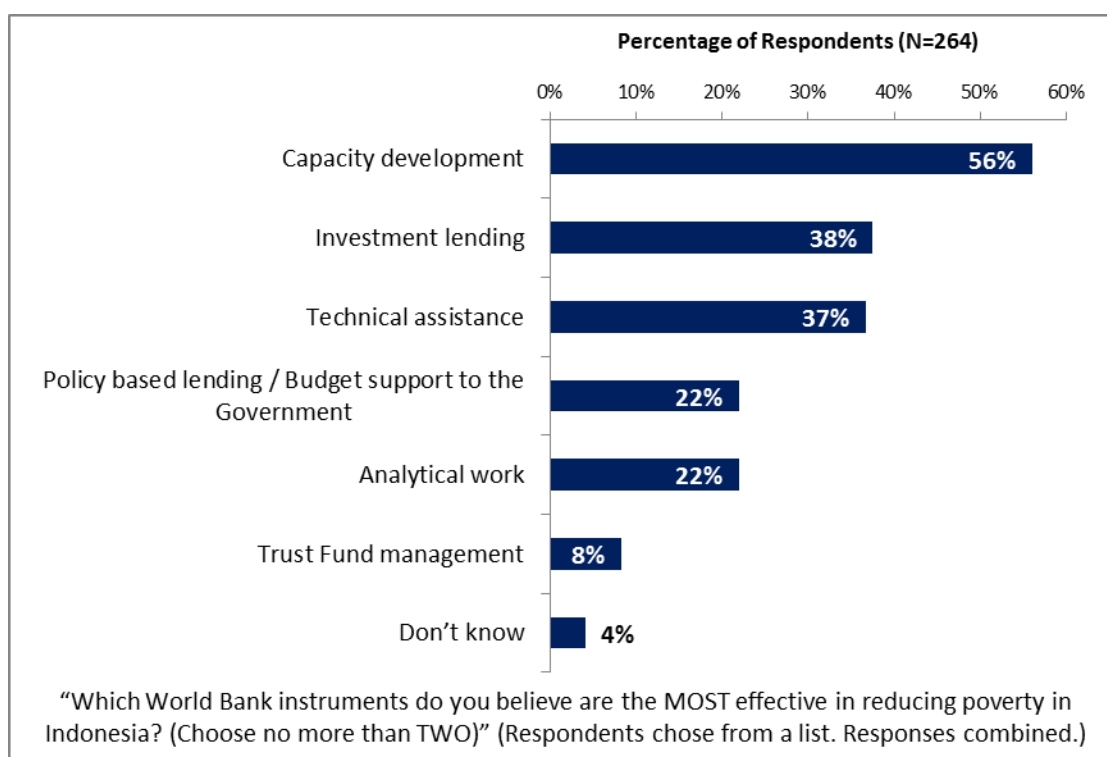
- Across all respondents, the Bank's effectiveness at providing linkage to non-Bank expertise received a mean rating of 6.4 on a 10-point scale, with 1 being not effective at all and 10 being very effective.
 - Respondents across all stakeholder groups, as well as those from Jabodetabek and outside of Jabodetabek, gave statistically similar ratings for the Bank's effectiveness at providing linkage to non-Bank expertise.



VII. World Bank Knowledge and Instruments (continued)

Instruments: Most Effective

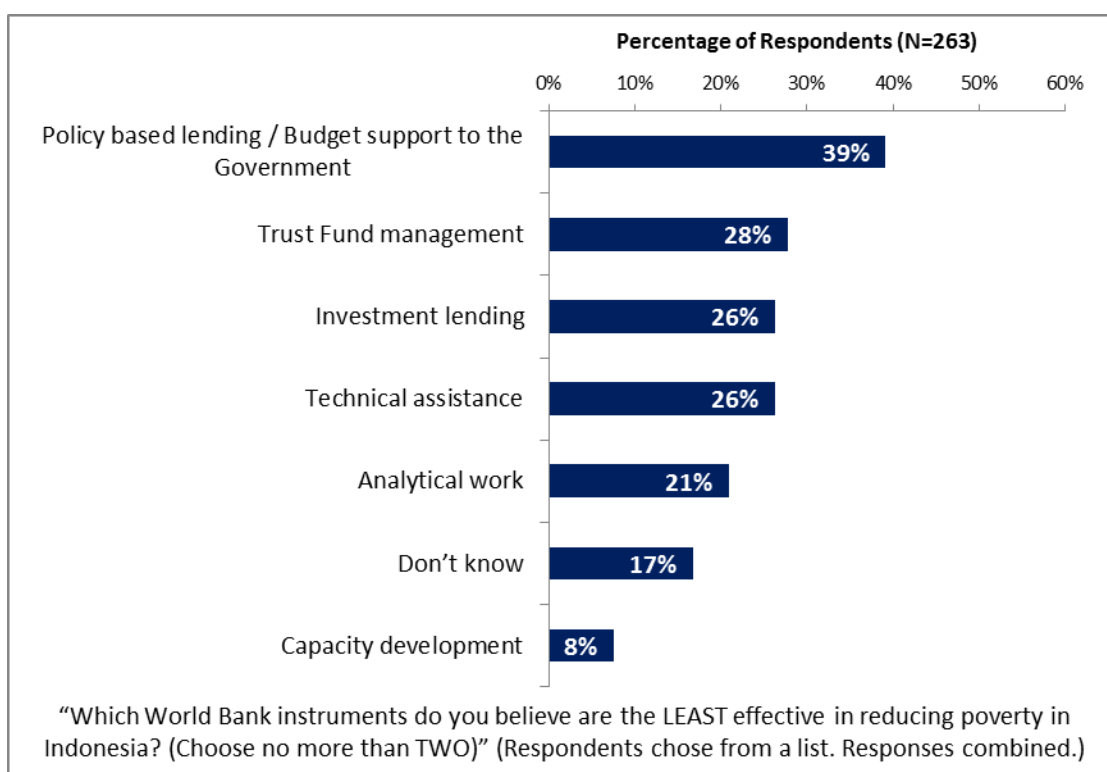
- Over half of all respondents indicated that the World Bank's capacity development was most effective in reducing poverty in Indonesia. The World Bank's investment lending and technical assistance were also considered effective.
 - Respondents from most stakeholder groups and both geographic locations indicated that the World Bank's capacity development was most effective in reducing poverty in Indonesia, except respondents from the office of the President and the office of a Minister who indicated that the Bank's technical assistance was most effective and consultants on Bank projects/respondents from PMUs and those from the financial sector/private banks who indicated that the Bank's investment lending was most effective.



VII. World Bank Knowledge and Instruments (continued)

Instruments: Least Effective

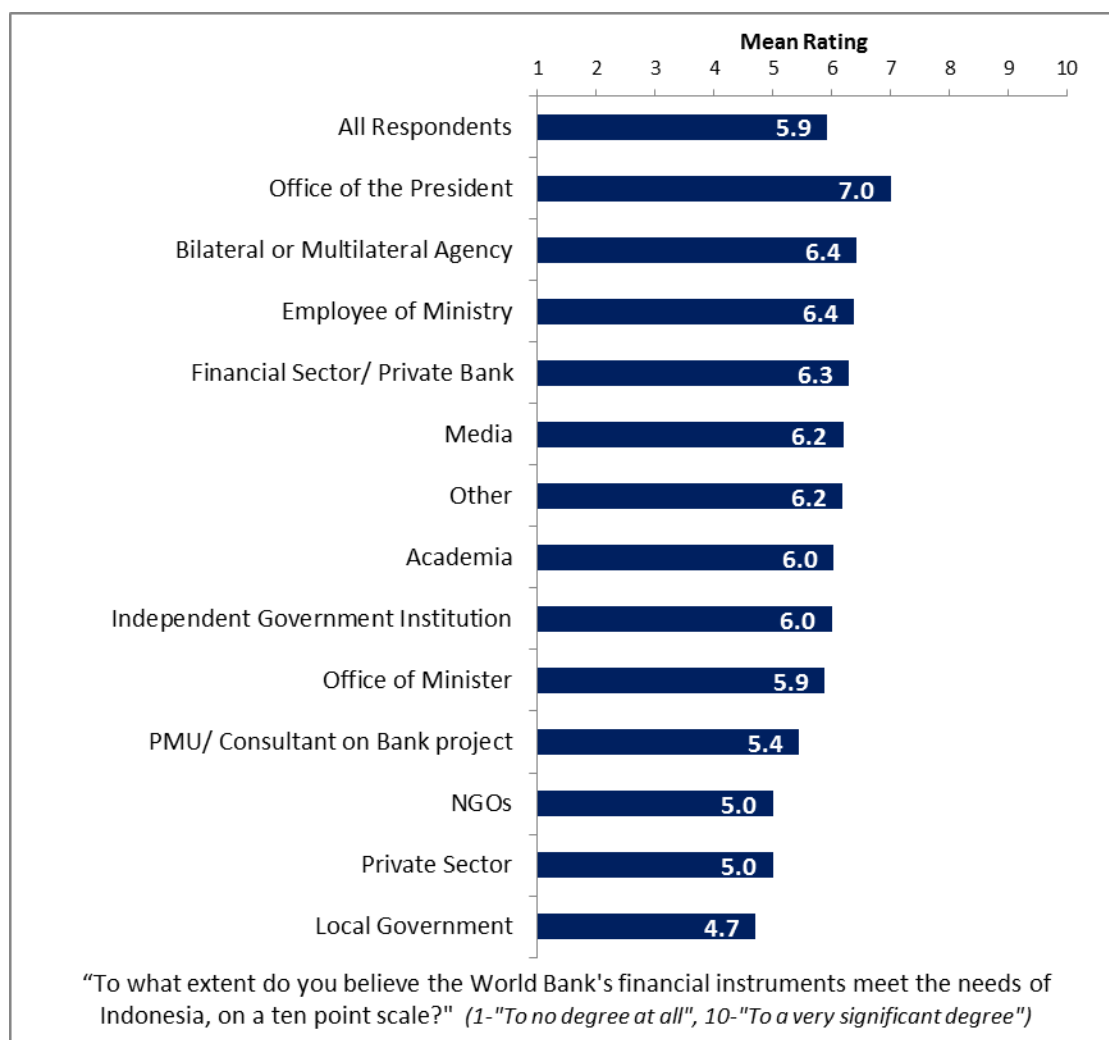
- Over a third of all respondents indicated that the World Bank's policy-based lending/budget support to the Government was *least* effective in reducing poverty in Indonesia.
 - Employees of ministries, consultants on Bank projects/respondents from PMUs, and respondents from private sector, academia, and the media indicated that the World Bank's policy-based lending was *least* effective in reducing poverty in Indonesia. In contrast, respondents from the office of a Minister and NGOs indicated that the Bank's investment lending was least effective. Respondents from local government indicated that the Bank's technical assistance was least effective. Respondents from bilateral or multilateral agencies and the financial sector/private banks indicated that the Bank's Trust Fund management was least effective.
 - Respondents from Jabodetabek indicated that the World Bank's policy-based lending was *least* effective in reducing poverty in Indonesia. In contrast, respondents from outside of Jabodetabek indicated that the Bank's technical assistance was least effective.



VII. World Bank Knowledge and Instruments (continued)

Instruments: Meeting Indonesia's Needs

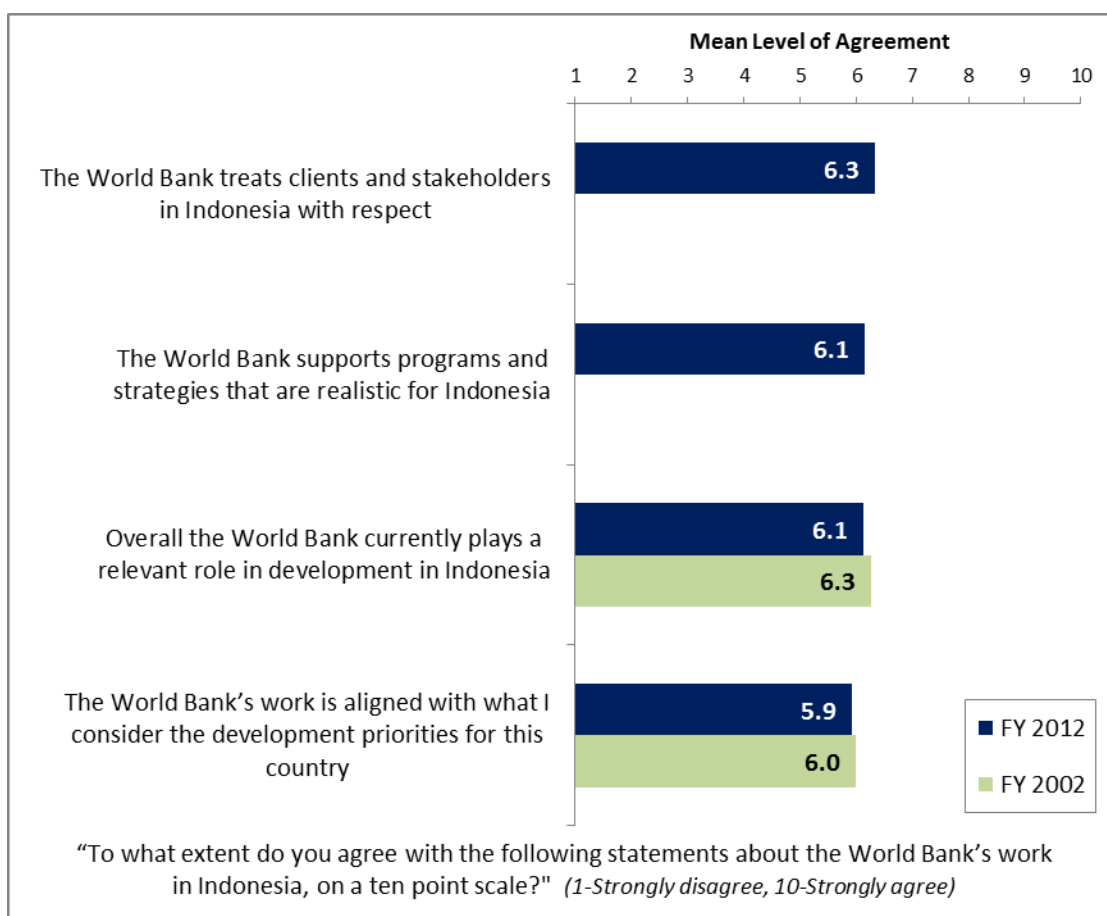
- Across all respondents, the extent to which the Bank's financial instruments meet Indonesia's needs received a mean rating of 5.9 on a 10-point scale, with 1 being to no degree at all and 10 being to a very significant degree.
 - Respondents from the office of the President had the highest ratings for the Bank's financial instruments meeting Indonesia's needs whereas consultants on Bank projects/ PMUs and respondents from NGOs, private sector, and local government had significantly lower ratings.
 - Respondents from Jabodetabek and outside of Jabodetabek gave statistically similar ratings for the Bank's financial instruments meeting Indonesia's needs.



VIII. How the World Bank Operates

The World Bank's Work in Indonesia

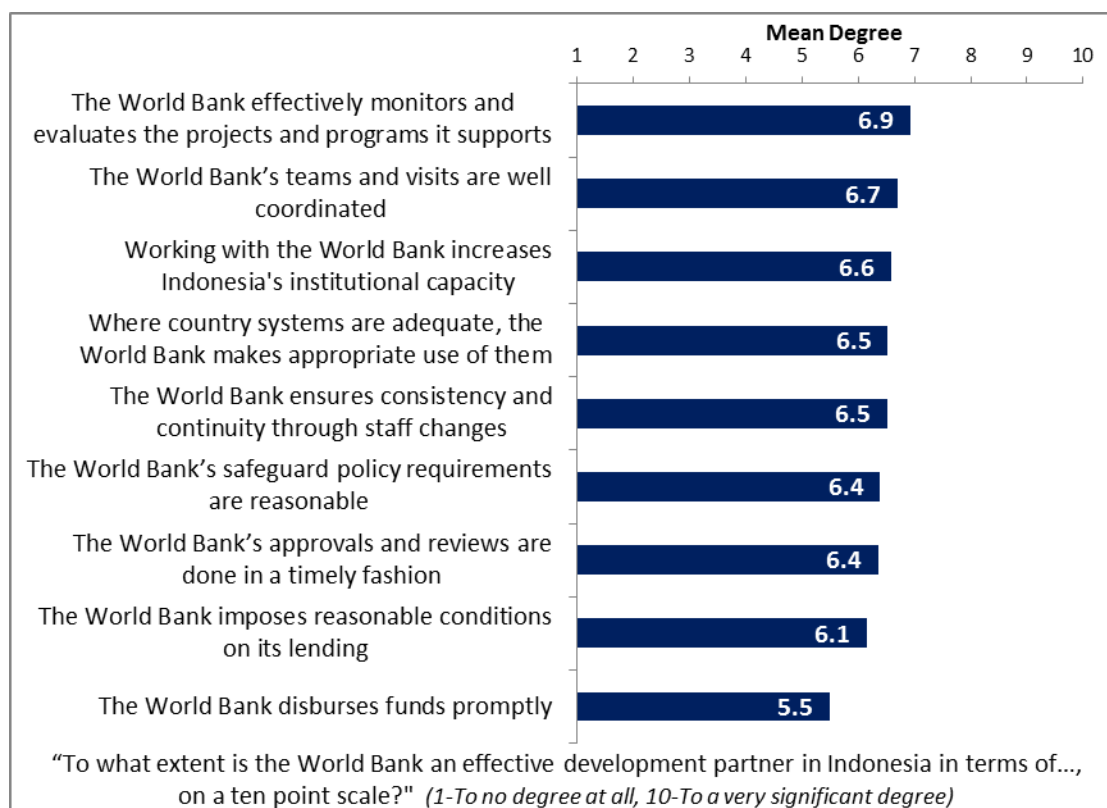
- In terms of the Bank's work in Indonesia, the World Bank treating clients and stakeholders in Indonesia with respect received the highest mean level of agreement, 6.3, across all respondents, on a 10-point scale with 1 being strongly disagree and 10 being strongly agree.
 - Respondents across all stakeholder groups and locations had statistically similar levels of agreement across these statements.
 - The two statements that could be compared to respondents from the FY '02 country survey revealed statistically similar levels of agreement in this year's country survey.



VIII. How the World Bank Operates (continued)

Overall Perceptions

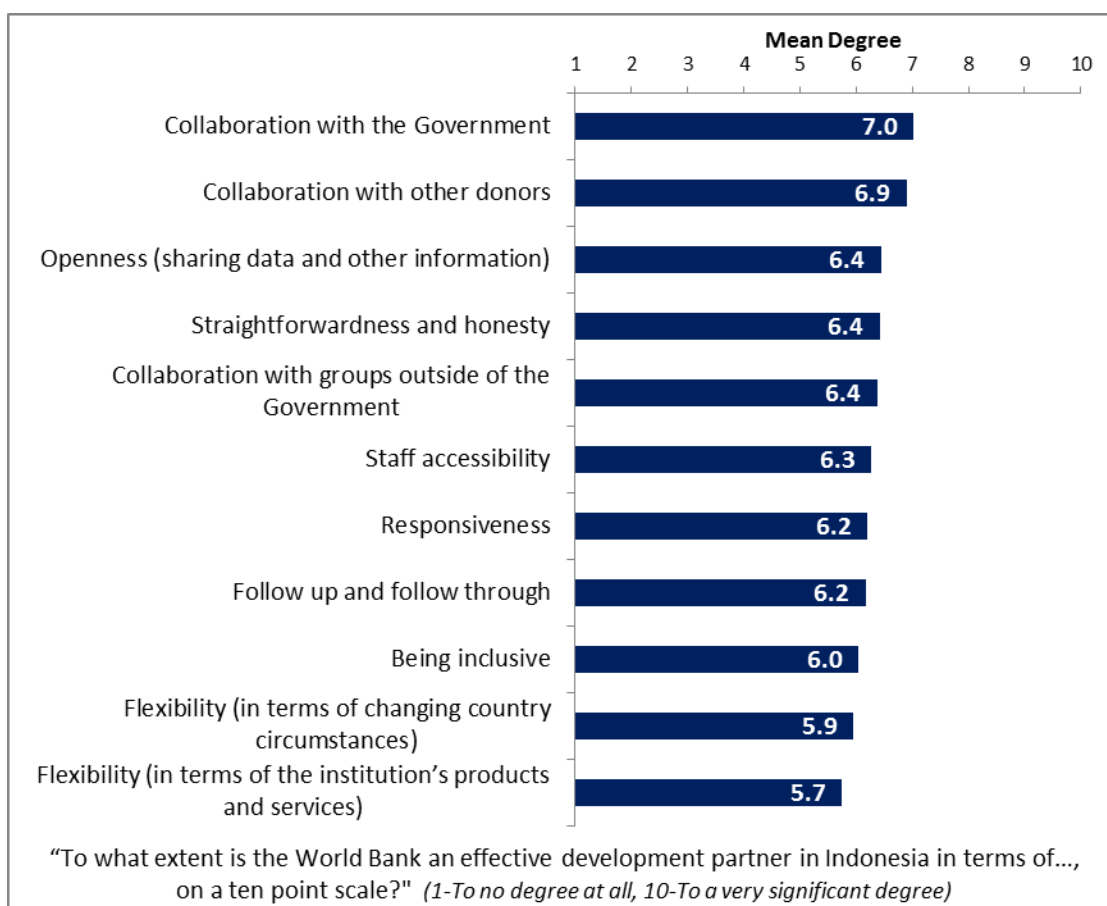
- Across all respondents, the World Bank effectively monitoring and evaluating the projects and programs it supports received the highest mean rating, 6.9, on a 10-point scale with 1 being to no degree at all and 10 being to a very significant degree.
 - Respondents from other organizations had the highest ratings for “The World Bank effectively monitors and evaluates the projects and programs it supports” whereas respondents from NGOs had significantly lower ratings. Respondents from other organizations had the highest ratings for “The World Bank’s approvals and reviews are done in a timely fashion” whereas respondents from NGOs and the office of a Minister had significantly lower ratings. Respondents from other organizations had the highest ratings for “The World Bank imposes reasonable conditions on its lending” whereas respondents from local government had significantly lower ratings. Respondents across all stakeholder groups had statistically similar ratings for the other aspects of working with the World Bank.
 - Respondents from outside of Jabodetabek had higher ratings compared to respondents from Jabodetabek for all of these aspects of working with the Bank, significantly so for “The World Bank effectively monitors and evaluates the projects and programs it supports”, “The World Bank’s approvals and reviews are done in a timely fashion”, and “The World Bank’s teams and visits are well coordinated”.
 - Ratings for “The World Bank effectively monitors and evaluates the projects and programs it supports” in this year’s country survey were significantly higher compared to the FY ’02 country survey (6.3). Ratings for the only other statement that could be compared, “The World Bank imposes reasonable conditions on its lending”, were statistically similar in the FY ’12 and FY ’02 country surveys (6.1).



VIII. How the World Bank Operates (continued)

The World Bank as an Effective Development Partner

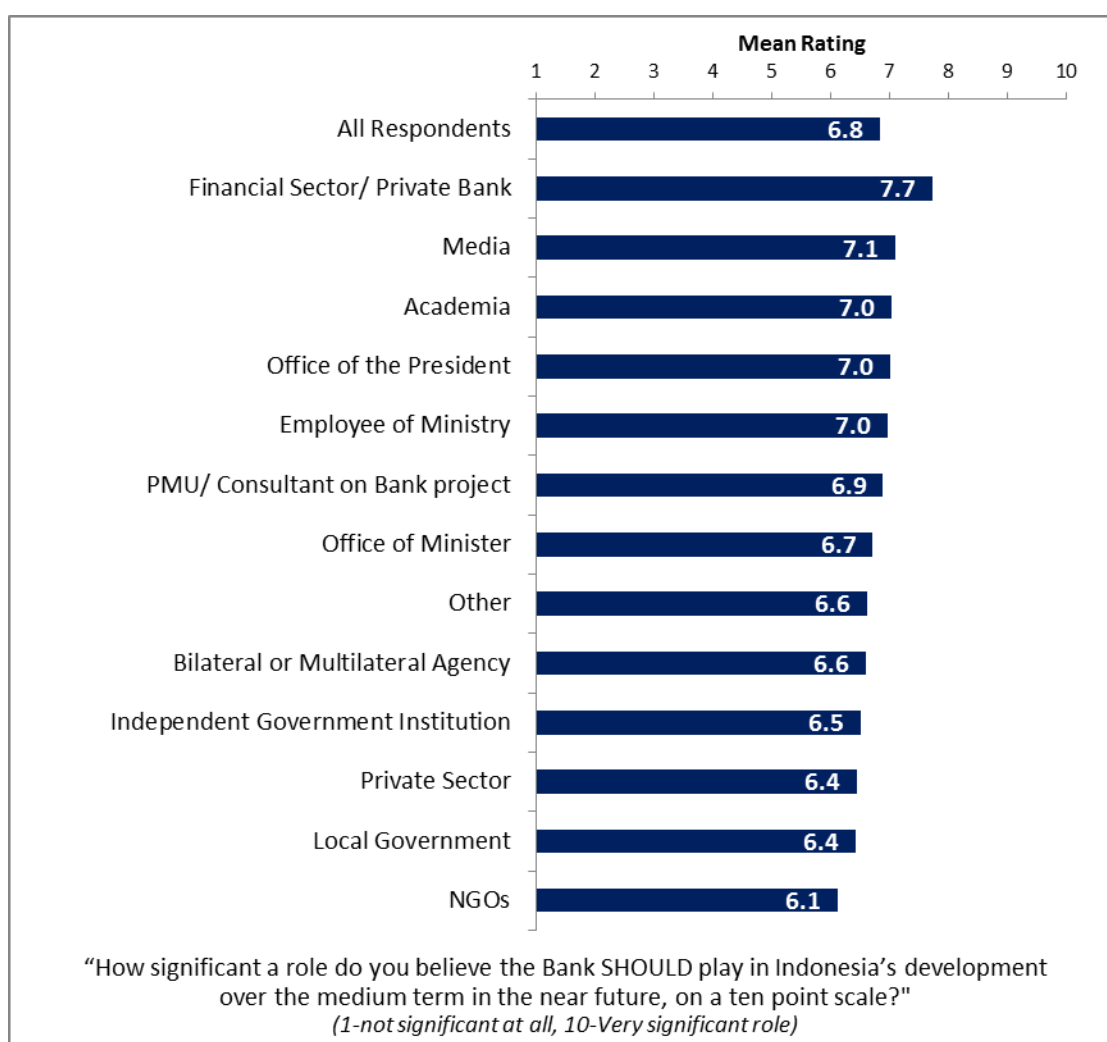
- Across all respondents, the extent to which the World Bank is an effective development partner in terms of its collaboration with the Government in Indonesia received the highest rating, 7.0, on a 10-point scale with 1 being to no degree at all and 10 being to a very significant degree.
 - Respondents from bilateral or multilateral agencies had the highest ratings regarding the Bank's follow up and follow through whereas respondents from the office of the President and NGOs had significantly lower ratings. Respondents from the media had the highest ratings that the Bank displays flexibility in terms of its products/services whereas respondents from the office of the President and NGOs had significantly lower ratings. Respondents from bilateral or multilateral agencies, the financial sector/private banks, and the media had the highest ratings that the Bank displays flexibility in terms of the country's changing circumstances whereas respondents from the office of the President, local government, private sector, and NGOs had significantly lower ratings. Respondents across all stakeholder groups had statistically similar ratings across the other areas.
 - Respondents across both geographic locations had statistically similar ratings across these areas.
 - The extent to which the Bank displayed flexibility in terms of the country's changing circumstances and in terms of its products/services was statistically similar in this country survey compared to the FY '02 country survey (both 5.7).



IX. The Future Role of the World Bank in Indonesia

Role Significance

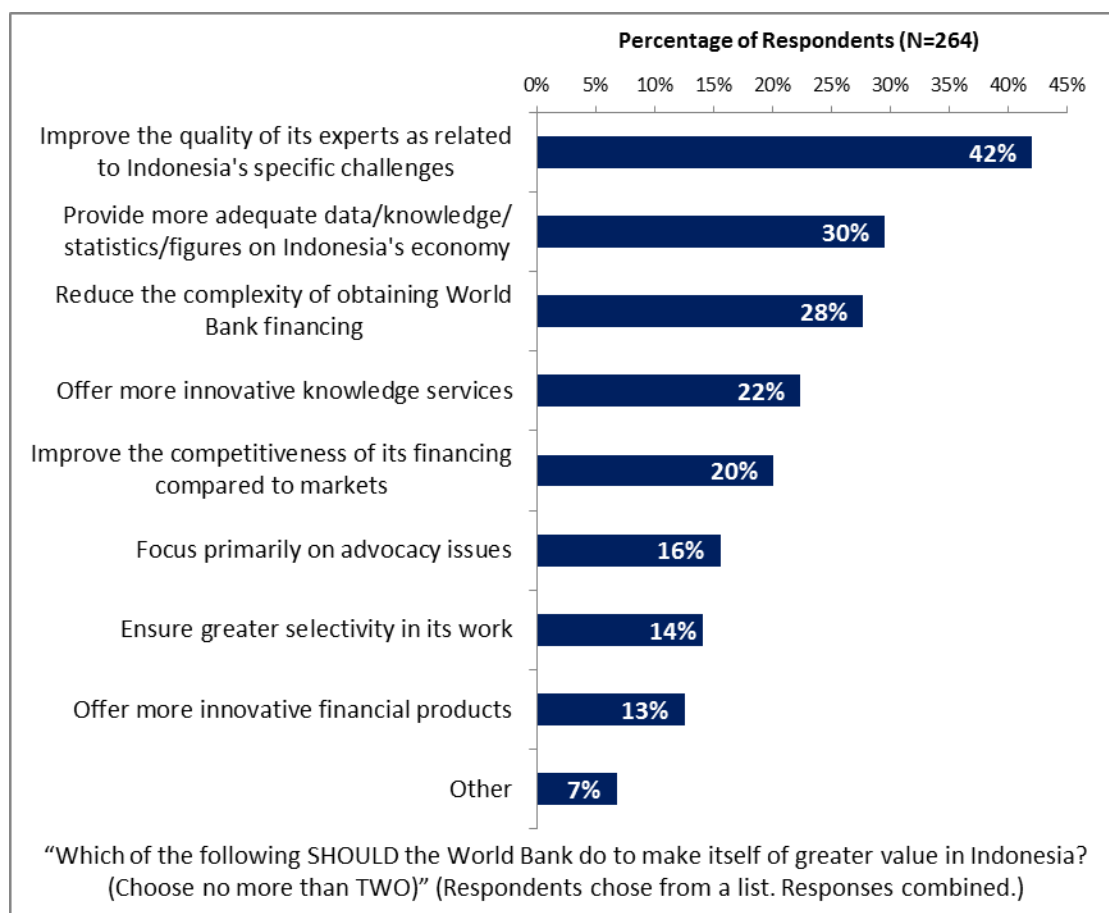
- The Bank was expected to play a somewhat significant role in Indonesia's development over the medium term, receiving a mean rating of 6.8 across all respondents on a 10-point scale with 1 being not a significant role and 10 being very significant role.
 - Respondents across all stakeholder groups, as well as those from Jabodetabek and outside of Jabodetabek, gave statistically similar ratings for the Bank's role significance.



IX. The Future Role of the World Bank in Indonesia (continued)

Making the Bank of Greater Value

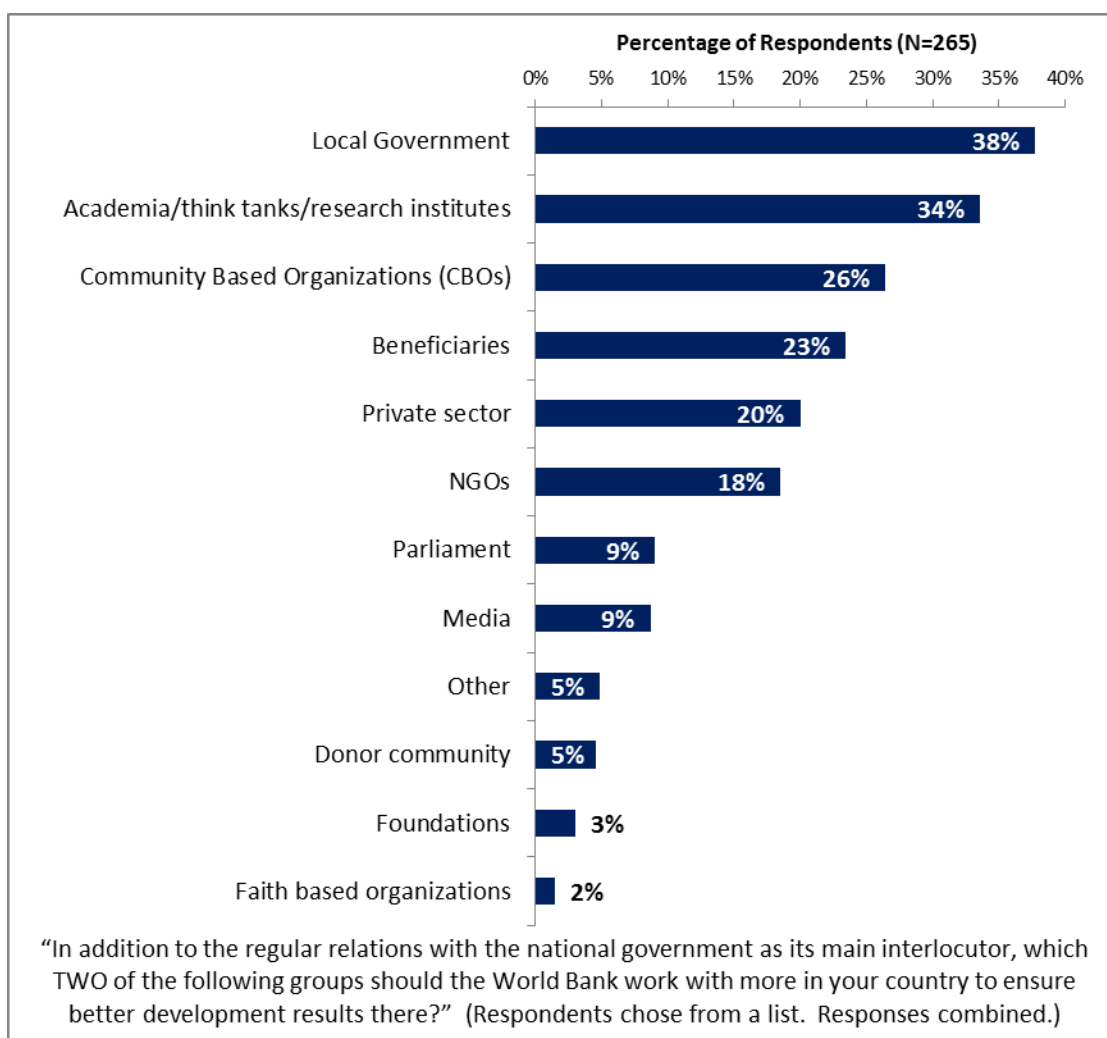
- Respondents indicated that the World Bank should improve the quality of its experts as related to Indonesia's specific challenges to make itself of greater value in Indonesia. Respondents also indicated that the Bank should provide more adequate data/knowledge/statistics/figures on Indonesia's economy and reduce the complexity of obtaining Bank financing to make itself of greater value.
 - Respondents from most stakeholder groups indicated that the Bank should improve the quality of its experts, provide more adequate data/knowledge, and reduce the complexity of obtaining financing except respondents from independent government institutions who indicated that the Bank should improve the competitiveness of its financing compared to markets and respondents from bilateral or multilateral agencies who indicated that the Bank should offer more innovative knowledge services.
 - Respondents from Jabodetabek and outside of Jabodetabek indicated that the World Bank should improve the quality of its experts as related to Indonesia's specific challenges to make itself of greater value in Indonesia.



IX. The Future Role of the World Bank in Indonesia (continued)

Collaborating in Indonesia

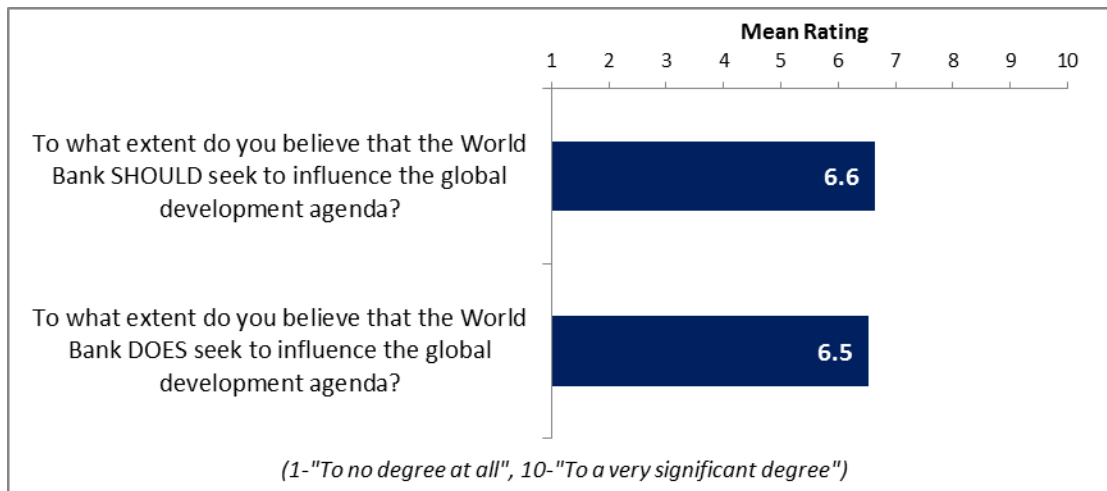
- Respondents indicated that the World Bank should work more closely with local government and academia/think tanks/research institutes to ensure better development results in Indonesia. Respondents also indicated that it would be beneficial for the World Bank to work more closely with CBOs, beneficiaries, private sector, and NGOs.
 - Respondents from most stakeholder groups and both geographic locations indicated that the Bank should work more closely with these groups except respondents from the media who were more likely to indicate that the Bank should work more closely with the media.



IX. The Future Role of the World Bank in Indonesia (continued)

Influencing the Global Development Agenda

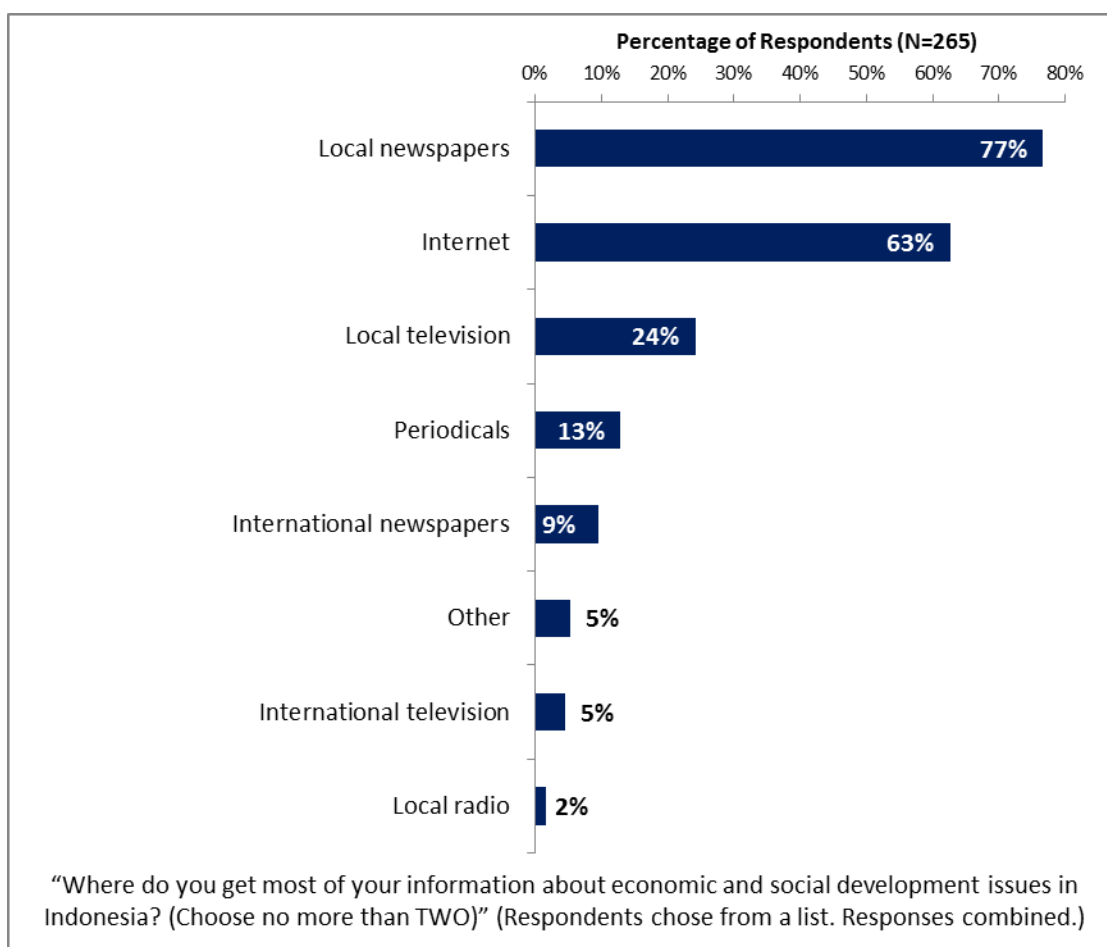
- Across all respondents, the extent to which respondents believed the World Bank *should* influence the global development agenda received a mean rating of 6.6 on a 10-point scale, with 1 being to no degree at all and 10 being to a very significant degree. The extent to which respondents believed the World Bank *does* influence the global development agenda received a mean rating of 6.5 across all respondents.
 - Respondents across all stakeholder groups, as well as those from Jabodetabek and outside of Jabodetabek, gave statistically similar ratings for the extent to which the Bank *should* and *does* influence the global development agenda.



X. Communication and Openness

Information Sources

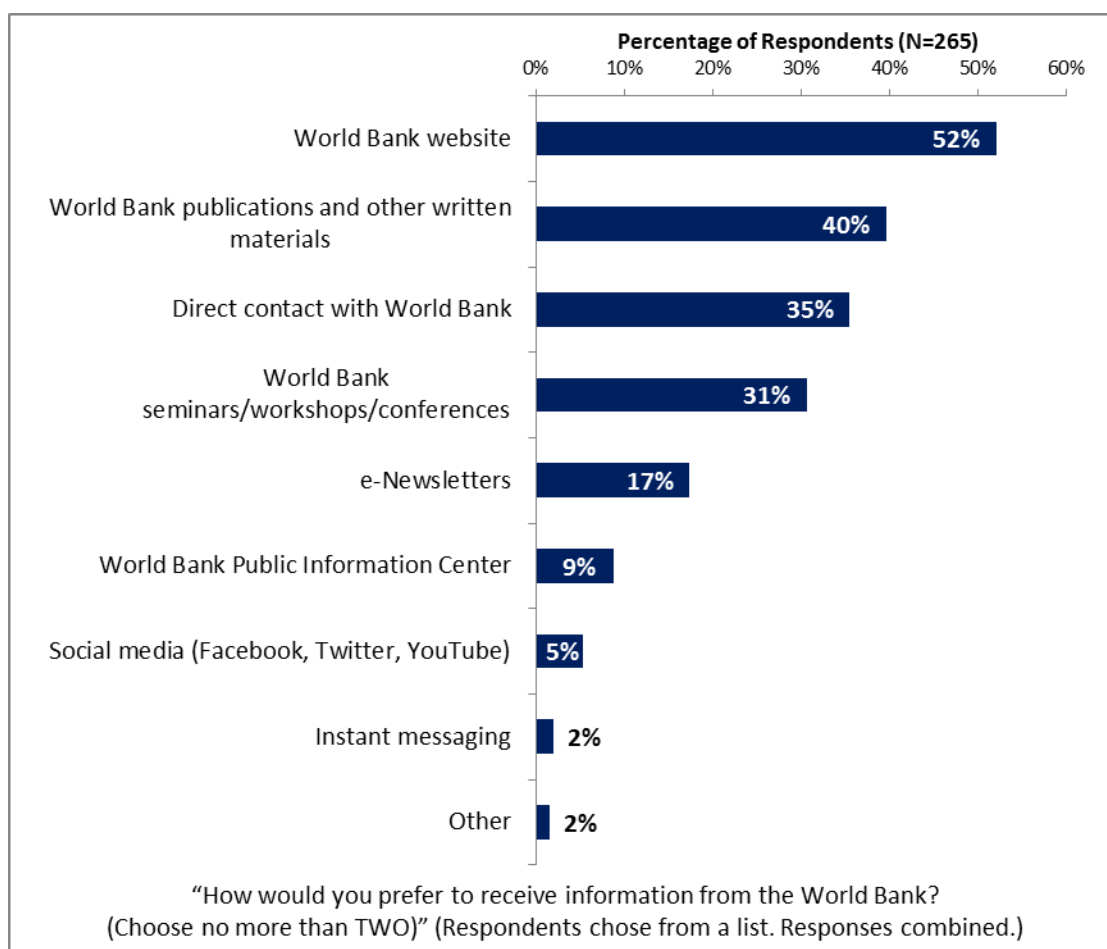
- More than three-quarters of all respondents indicated that they got most of their information about economic and social development issues in Indonesia from local newspapers, and nearly two-thirds indicated that they got this information from the Internet.



X. Communication and Openness (continued)

Information Sources (continued)

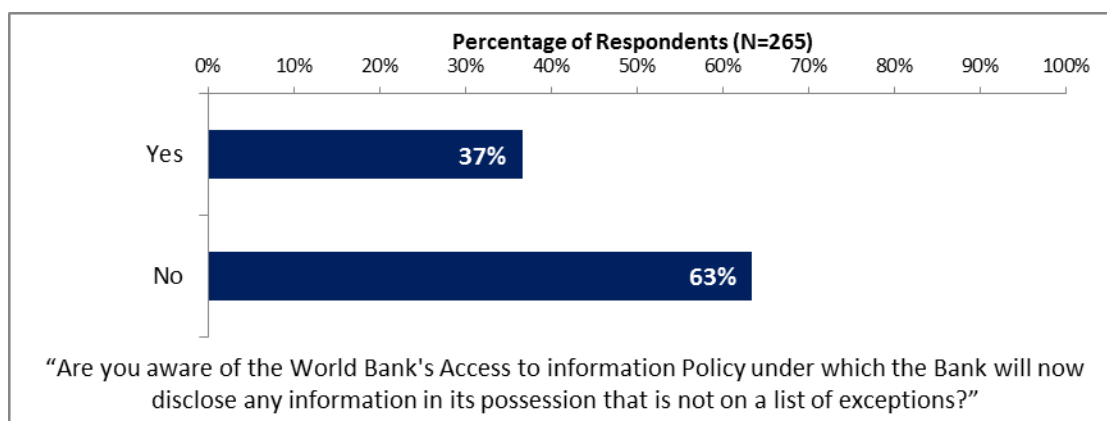
- When asked how they would prefer to receive information from the World Bank, over half of all respondents indicated that they preferred the World Bank website. World Bank publications and other written materials, direct contact with World Bank staff, and World Bank seminars/workshops/conferences were also popular preferred information sources.



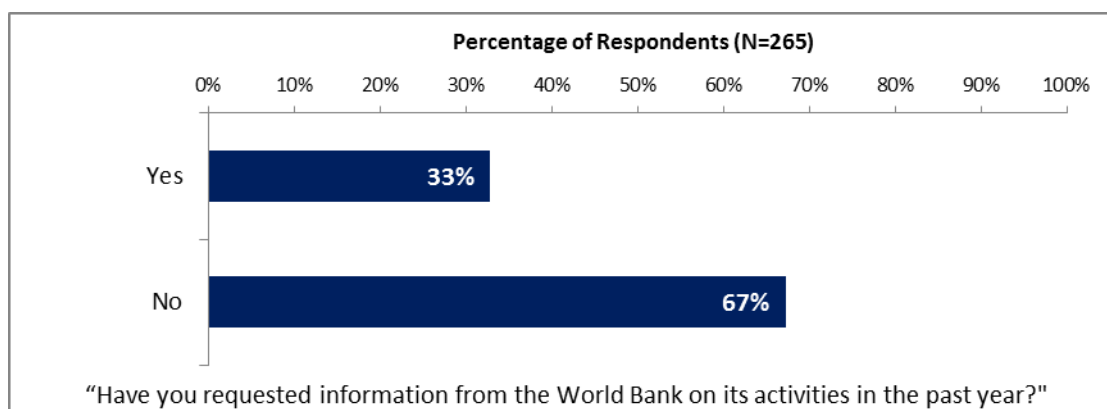
X. Communication and Openness (continued)

Access to Information

- Just over a third of all respondents indicated that they were aware of the Bank's new Access to Information policy.
 - Respondents across all stakeholder groups and both geographic locations had statistically similar levels of awareness for the Bank's new Access to Information policy.



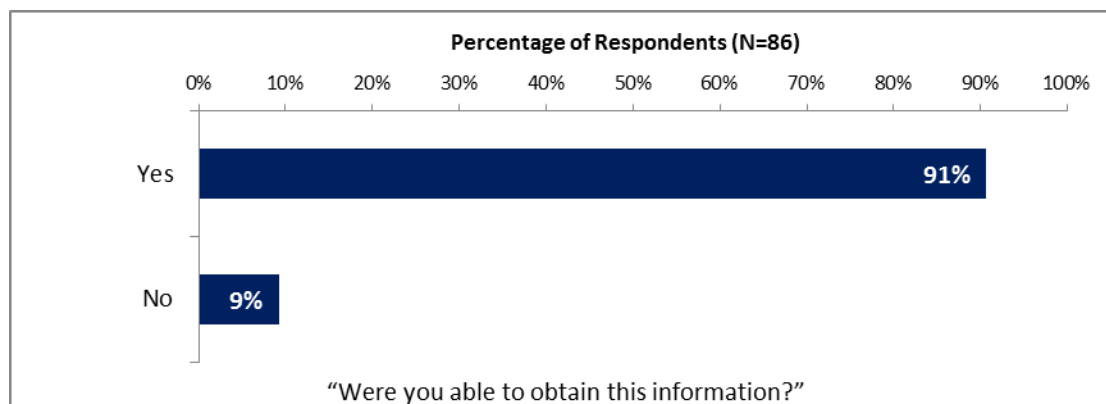
- A third of all respondents indicated that they had requested information from the World Bank in the past year.
 - Respondents from the office of the President, independent government institutions, bilateral or multilateral agencies, NGOs, and academia had significantly higher rates of requesting information from the World Bank than respondents from other stakeholder groups.
 - Respondents from Jabodetabek and outside of Jabodetabek had statistically similar rates of requesting information from the World Bank.



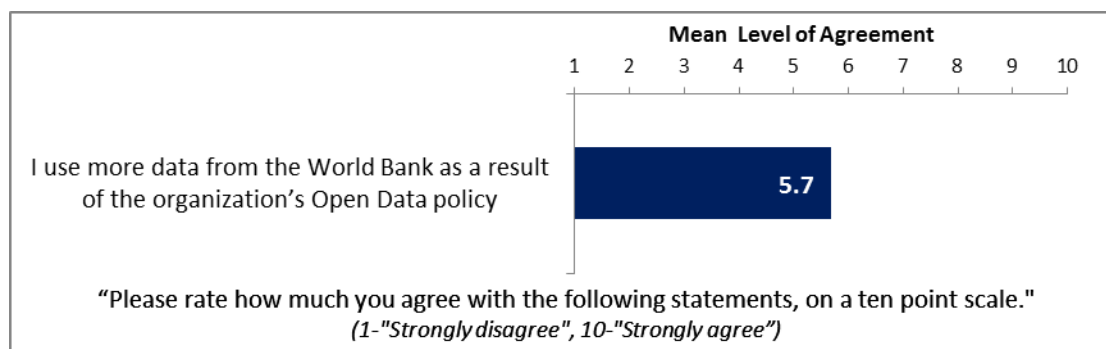
X. Communication and Openness (continued)

Access to Information (continued)

- Nearly all of the respondents who indicated that they had requested information from the World Bank indicated that they were able to obtain this information.
 - Respondents across all stakeholder groups and both geographic locations had statistically similar rates of obtaining their requested information.



- Agreement that respondents use more data from the World Bank as a result of its Open Data policy received a mean rating of 5.7, across all respondents, on a 10-point scale with 1 being strongly disagree and 10 being strongly agree.
 - Respondents across all stakeholder groups and both geographic locations had statistically similar levels of agreement that they use more data from the World Bank as a result of the Bank’s Open Data policy.



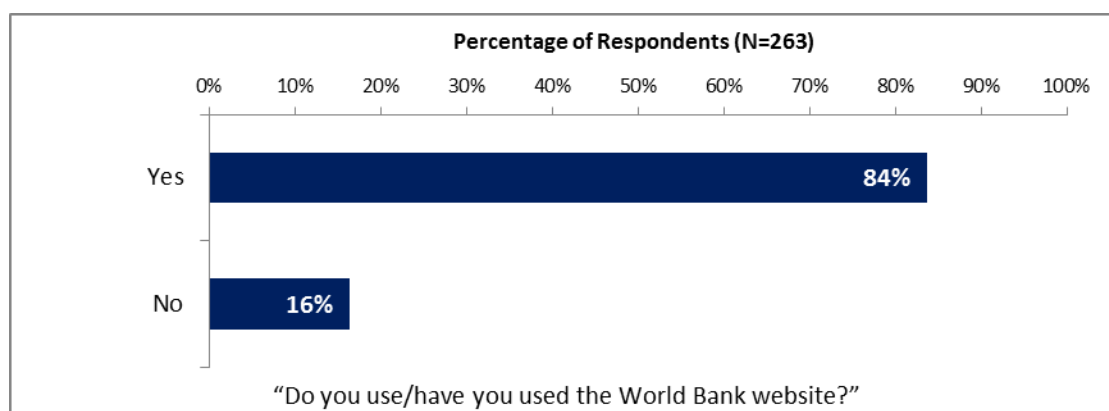
X. Communication and Openness (continued)

Internet Access

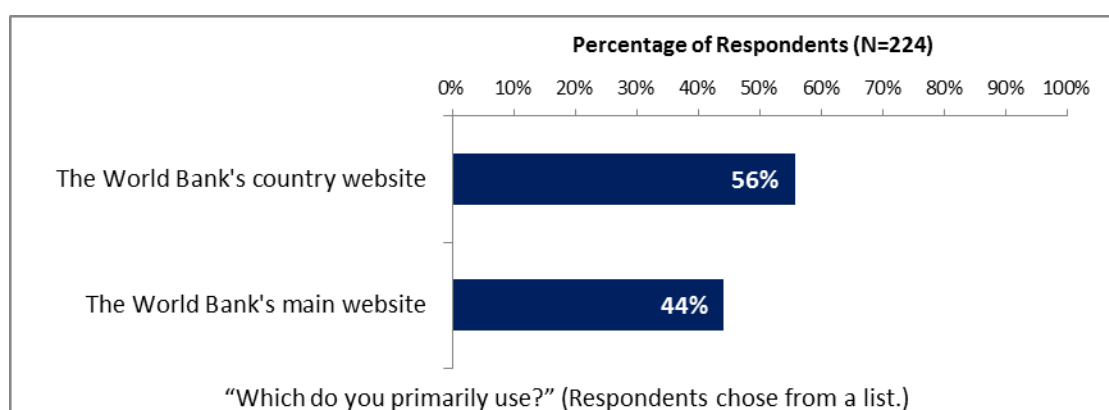
- All respondents indicated that they had access to the Internet (100%).

Website Usage

- Nearly all respondents indicated that they had used the Bank's website.
 - Respondents from Jabodetabek had significantly higher rates of usage for the World Bank's website compared to those from outside of Jabodetabek.
 - Respondents across all stakeholder groups had statistically similar rates of usage for the World Bank's website.



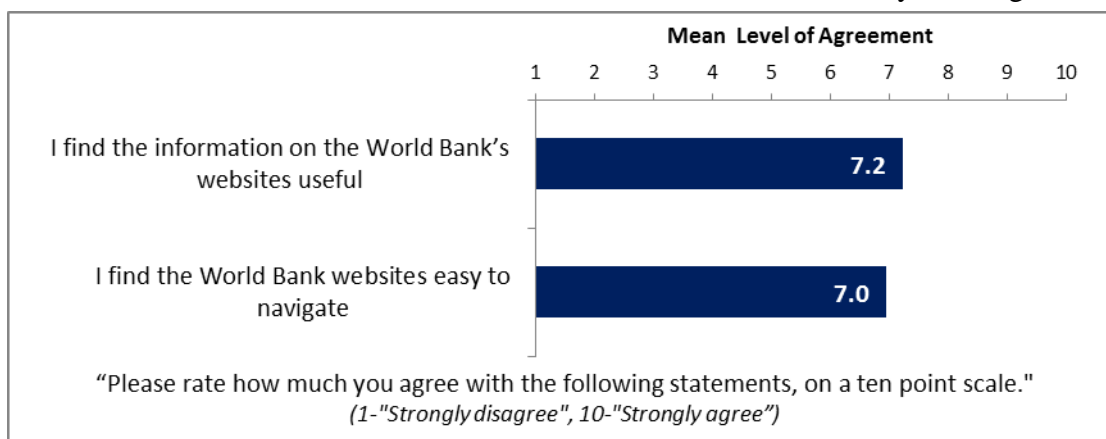
- Of those respondents who used the Bank's website, a slight majority indicated that they used the World Bank's country website.
 - Respondents from outside of Jabodetabek had significantly higher rates of usage for the World Bank's country website compared to those from Jabodetabek.
 - Respondents across all stakeholder groups had statistically similar rates of usage for the World Bank's main and country websites.



X. Communication and Openness (continued)


Website Evaluation

- Among those respondents who utilized the World Bank's websites, agreement that respondents find the information on the Bank's websites useful received the highest mean rating, 7.2, across all respondents, on a 10-point scale with 1 being strongly disagree and 10 being strongly agree.
 - Respondents across all stakeholder groups and both geographic locations had statistically similar levels of agreement that they find the information on the Bank's websites useful and that the Bank websites are easy to navigate.



Information Sharing

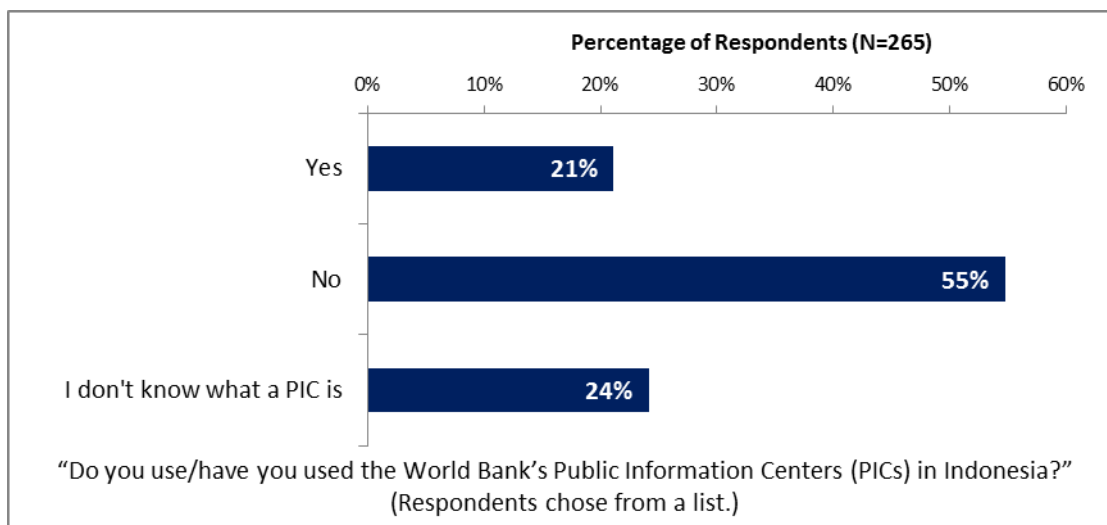
- In terms of the Bank's information sharing in Indonesia, respondents had the highest level of agreement that "The World Bank is responsive to my information requests and inquiries", receiving a mean rating of 6.3, across all respondents, on a 10-point scale with 1 being strongly disagree and 10 being strongly agree.
 - Respondents across all stakeholder groups and both geographic locations had statistically similar levels of agreement that "The Bank is appropriately responsive to my information requests and inquiries" and that "When I need information from the World Bank I know how to find it".



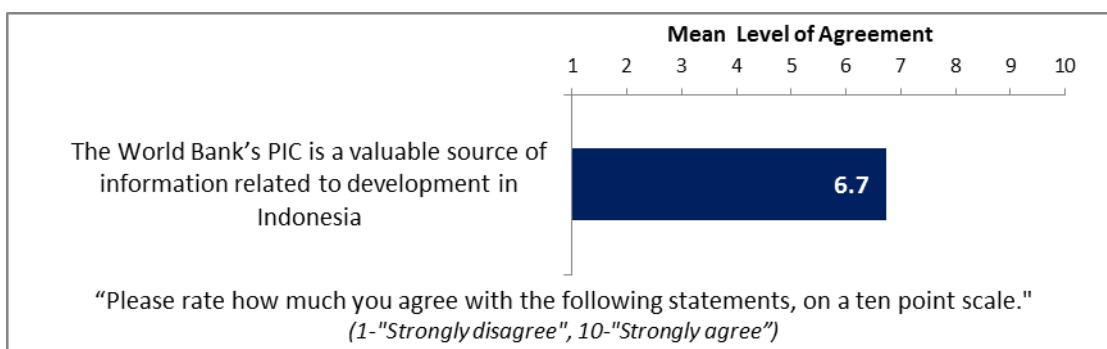
X. Communication and Openness (continued)

Public Information Centers (PICs)

- Over half of all respondents indicated that they had *not* used the Bank's PICs in Indonesia, and nearly a quarter of all respondents were unaware of the Bank's PICs.
 - Respondents across all stakeholder groups and both geographic locations had statistically similar rates of usage for the Bank's PICs.



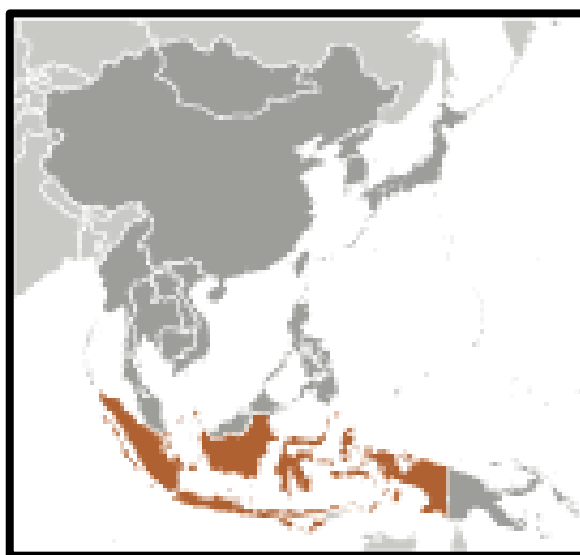
- Of those respondents who used the Bank's PICs, it being a valuable source of information related to development in Indonesia received a mean level of agreement of 6.7 on a 10-point scale with 1 being strongly disagree and 10 being strongly agree.
 - Respondents across all stakeholder groups and both geographic locations had statistically similar levels of agreement regarding the value of the Bank's PICs.



XI. Appendices

A. Responses to All Questions across All Respondents	49
B. Responses to All Questions by Stakeholder Groups	64
C. Responses to All Questions by Geographic Location	78
D. Responses to All Questions by Year.....	89
E. Indicator Questions as a Function of Exposure to the Bank.....	91
F. Indonesia FY 2012 Questionnaire.....	92

INDONESIA



Appendix A: Responses to All Questions across All Respondents

Number of Respondents = 265

A. General Issues facing Indonesia

1. In general, would you say that Indonesia is headed in...?	Percentage of Respondents (N=263)
The right direction	57.8%
The wrong direction	3.4%
Not sure	38.8%

2. Listed below are a number of development priorities in Indonesia. Please identify which of these you consider the 1 st , 2 nd , and 3 rd most important development priority.	Percentage of Respondents (N=259)			
	<i>Most Important</i>	<i>2nd Most Important</i>	<i>3rd Most Important</i>	<i>Combined</i>
Bureaucratic reform and governance	37.1%	13.1%	11.1%	61.3%
Education	17.8%	16.2%	8.4%	42.3%
Infrastructure	9.7%	15.8%	14.2%	39.6%
Poverty alleviation	10.0%	12.7%	7.7%	30.4%
Politics, law, and security	8.1%	7.3%	9.6%	25.0%
Health care	1.5%	8.1%	10.3%	20.0%
Economy	5.0%	6.2%	8.0%	19.2%
People's welfare	4.2%	5.4%	6.9%	16.5%
Investment and business climate	1.9%	4.2%	5.7%	11.9%
Food security	3.5%	3.1%	3.4%	10.0%
Disadvantaged, borders, and post conflict areas	0.4%	2.7%	5.0%	8.1%
Energy sector	0.4%	1.9%	3.1%	5.4%
Environment and disaster risk management	0.0%	1.9%	3.4%	5.4%
Culture, creativity, and technology innovation	0.4%	1.5%	3.1%	5.0%

A. General Issues facing Indonesia (continued)

3. Poverty reduction is a broad term that encompasses work in many different areas. Which THREE areas of development listed below do you believe would contribute most to reducing poverty in Indonesia? (Choose no more than THREE)	Percentage of Respondents (Responses Combined; N=265)
Education	37.0%
Rural development	36.2%
Economic growth	28.7%
Labor markets/job creation/employment	26.8%
Basic infrastructure	26.0%
Anti-corruption	20.8%
Public sector governance	13.6%
Health	12.8%
Agricultural development	11.7%
Law and justice	10.9%
Social protection	9.4%
Food security	8.7%
Natural resource management	7.9%
Transport	7.2%
Equality of opportunity	6.0%
Public financial management	6.0%
Water and sanitation	5.7%
Domestic private sector development	4.9%
Energy	4.2%
Environmental sustainability	2.6%
Financial markets	1.5%
Regional integration	1.1%
Gender	1.1%
Regulatory framework	1.1%
Foreign investment	1.1%
Trade and exports	1.1%
Climate change	0.8%
Urban development	0.8%
Global information and communications technology	0.8%
Monitoring and evaluation	0.8%
Disaster management	0.4%
Communicable/non-communicable disease	0.4%
Global integration	0.4%

A. General Issues facing Indonesia (continued)

4. Economic growth can be driven by a number of factors. Which THREE areas below do you believe would contribute most to generating economic growth in Indonesia? (Choose no more than THREE)	Percentage of Respondents (Responses Combined; N=265)
Anti-corruption	28.7%
Basic infrastructure	26.8%
Labor markets/job creation/employment	25.3%
Rural development	20.8%
Domestic private sector development	20.4%
Trade and exports	18.5%
Education	17.0%
Transport	15.1%
Foreign investment	13.6%
Poverty reduction	13.2%
Natural resource management	13.2%
Agricultural development	11.7%
Public sector governance	10.6%
Public financial management	10.6%
Law and justice	7.5%
Energy	6.8%
Global information and communications technology	6.0%
Equality of opportunity	4.9%
Social protection	4.2%
Regulatory framework	3.8%
Urban development	3.0%
Food security	2.6%
Global integration	2.3%
Regional integration	2.3%
Environmental sustainability	2.3%
Health	2.3%
Financial markets	2.3%
Gender	1.1%
Water and sanitation	0.8%
Monitoring and evaluation	0.8%
Climate change	0.0%
Disaster management	0.0%
Communicable/non-communicable disease	0.0%

B. Overall Attitudes toward the World Bank

Familiarity and Overall Effectiveness	N	Mean	SD
1. How familiar are you with the work of the World Bank in Indonesia, on a ten-point scale? <i>(1-Not familiar at all, 10-Extremely familiar)</i>	265	6.50	1.75
2. Overall, please rate your impression of the World Bank's effectiveness in Indonesia, on a ten-point scale. <i>(1-Not effective at all, 10-Very effective)</i>	250	6.06	1.72

B. Overall Attitudes toward the World Bank (continued)

To what extent do you believe... (1-To no degree at all, 10-To a very significant degree)	N	Mean	SD
3. The World Bank's financial instruments meet the needs of Indonesia, on a ten-point scale?	236	5.93	1.72
4. The World Bank meets Indonesia's needs for knowledge services, on a ten-point scale?	244	6.43	1.91
5. The World Bank SHOULD seek to influence the global development agenda, on a ten point scale?	256	6.65	2.02
6. The World Bank DOES seek to influence the global development agenda, on a ten point scale?	247	6.53	1.82

7. When thinking about how the World Bank can have the most impact on development results in Indonesia, in which sectoral areas do you believe the World Bank should focus most of its attention and resources in Indonesia? (Choose no more than THREE)	Percentage of Respondents (Responses Combined; N=264)
Poverty alleviation	46.2%
Bureaucratic reform and governance	42.8%
Education	40.2%
Infrastructure	38.6%
Health care	21.6%
Economy	21.2%
Investment and business climate	18.2%
People's welfare	14.8%
Environment and disaster risk management	10.6%
Food security	10.2%
Disadvantaged, borders, and post conflict areas	9.5%
Politics, law, and security	8.0%
Energy sector	6.1%
Culture, creativity, and technology innovation	5.3%

8. When thinking about the World Bank's role, which activity do you believe is of greatest VALUE and which activity is of second greatest value in Indonesia?	Percentage of Respondents (N=260)		
	Greatest Value	2nd Greatest Value	Combined
Financial resources	32.3%	11.9%	44.2%
Technical assistance	12.3%	18.8%	31.1%
Training/capacity building	13.5%	15.7%	29.2%
Studies/analyses	13.5%	15.3%	28.8%
Mobilizing third party financial resources	9.2%	11.1%	20.3%
Policy advice	9.2%	8.0%	17.3%
Data	4.2%	6.9%	11.1%
Donor coordination	2.7%	5.0%	7.7%
Convening/facilitating	1.9%	3.8%	5.8%
Linkage to non-Bank expertise	0.4%	2.7%	3.1%
Other	0.8%	0.8%	1.5%

B. Overall Attitudes toward the World Bank (continued)

9. Which of the following do you identify as the World Bank's greatest WEAKNESSES in its work in Indonesia? (Choose no more than TWO)	Percentage of Respondents (Responses Combined; N=263)
Imposing technocratic solutions without regard to political realities	29.7%
Too influenced by developed countries	28.9%
Too bureaucratic in its operational policies and procedures	25.1%
Not exploring alternative policy options	22.4%
Not enough public disclosure of its work	19.8%
Not willing to honestly criticize politics and reform efforts in the country	16.3%
World Bank processes too slow and complex	16.0%
Arrogant in its approach	7.2%
Not aligned with country priorities	6.5%
Other	5.7%
Not client focused	4.2%
The credibility of its knowledge/data	4.2%
Staff too inaccessible	3.4%
Not aligned with other donors' work	0.4%

10. Which World Bank instruments do you believe are the MOST effective in reducing poverty in Indonesia? (Choose no more than TWO)	Percentage of Respondents (Responses Combined; N=264)
Capacity development	56.1%
Investment lending	37.5%
Technical assistance	36.7%
Policy based lending / Budget support to the Government	22.0%
Analytical work	22.0%
Trust Fund management	8.3%
Don't know	4.2%

11. Which World Bank instruments do you believe are LEAST effective in helping to reduce poverty in Indonesia? (Choose no more than TWO)	Percentage of Respondents (Responses Combined; N=263)
Policy based lending / Budget support to the Government	39.2%
Trust Fund management	27.8%
Investment lending	26.2%
Technical assistance	26.2%
Analytical work	20.9%
Don't know	16.7%
Capacity development	7.6%

B. Overall Attitudes toward the World Bank (continued)

12. In addition to the regular relations with the national government as its main interlocutor, which TWO of the following groups should the World Bank collaborate with more in your country to ensure better development results there? (Choose no more than TWO)	Percentage of Respondents (Responses Combined; N=265)
Local Government	37.7%
Academia/think tanks/research institutes	33.6%
Community Based Organizations (CBOs)	26.4%
Beneficiaries	23.4%
Private sector	20.0%
NGOs	18.5%
Parliament	9.1%
Media	8.7%
Other	4.9%
Donor community	4.5%
Foundations	3.0%
Faith based organizations	1.5%

To what extent do you agree with the following statements about the World Bank's work in Indonesia, on a ten point scale? (1-Strongly disagree, 10-Strongly agree)	Level of Agreement		
	N	Mean	SD
13. Overall the World Bank currently plays a relevant role in development in Indonesia	260	6.13	1.87
14. The World Bank's work is aligned with what I consider the development priorities for this country	252	5.93	1.87
15. The World Bank supports programs and strategies that are realistic for Indonesia	257	6.15	1.78
16. The World Bank treats clients and stakeholders in Indonesia with respect	241	6.33	1.85

To what extent is the World Bank an effective development partner in Indonesia in terms of..., on a ten point scale? (1-To no degree at all, 10-To a very significant degree)	Degree		
	N	Mean	SD
17. Follow up and follow through	232	6.16	1.67
18. Responsiveness	245	6.19	1.72
19. Flexibility (in terms of the institution's products and services)	237	5.75	1.77
20. Flexibility (in terms of changing country circumstances)	235	5.94	1.74
21. Being inclusive	238	6.03	1.80
22. Openness (sharing data and other information)	248	6.44	1.85
23. Staff accessibility	236	6.27	1.91
24. Straightforwardness and honesty	233	6.42	1.76
25. Collaboration with groups outside of the Government	225	6.37	1.84
26. Collaboration with the Government	247	7.02	1.72
27. Collaboration with other donors	223	6.90	1.67

B. Overall Attitudes toward the World Bank (continued)

28. When World Bank assisted reform efforts fail or are slow to take place, which TWO of the following would you attribute this to? (Choose no more than TWO)	Percentage of Respondents (Responses Combined; N=263)
The Government works inefficiently/too slowly	32.3%
Political pressures and obstacles	31.6%
Reforms are not well thought out in light of country challenges	26.6%
There is not an adequate level of citizen/civil society participation	25.9%
The World Bank does not do adequate follow through/follow-up	25.1%
Lack of/inadequate levels of capacity in Government	25.1%
The World Bank works inefficiently/too slowly	11.8%
Poor donor coordination	6.8%
Other	6.5%

C. World Bank Effectiveness and Results

Achieving Sustainable Results	Degree		
	N	Mean	SD
1. To what degree does the World Bank's work help achieve sustainable development results in Indonesia, on a ten point scale? (1-To no degree at all, 10-To a very significant degree)	252	6.18	1.62

C. World Bank Effectiveness and Results (continued)

How effective do you believe the World Bank is in terms of the work it does in the following areas of development in Indonesia, on a ten point scale? (1-Not effective at all, 10-Very effective)	Effectiveness		
	N	Mean	SD
2. Anti-corruption	225	5.27	2.16
3. Global information and communications technology	216	6.32	1.69
4. Transport	225	6.16	1.65
5. Law and justice	212	5.14	1.83
6. Urban development	226	6.04	1.64
7. Environmental sustainability	226	6.16	1.71
8. Regulatory framework	218	5.92	1.68
9. Basic infrastructure	236	6.31	1.71
10. Communicable/non-communicable disease	205	6.05	1.71
11. Poverty reduction	242	6.33	1.87
12. Gender	218	6.30	1.73
13. Domestic private sector development	222	6.00	1.87
14. Foreign investment	221	6.44	1.83
15. Water and sanitation	225	6.44	1.64
16. Trade and exports	205	6.20	1.69
17. Economic growth	234	6.60	1.65
18. Energy	207	5.99	1.77
19. Disaster management	225	6.12	1.63
20. Monitoring and evaluation	230	6.43	1.64
21. Public financial management	221	6.49	1.61
22. Labor markets/job creation/employment	219	5.67	1.74
23. Financial markets	212	6.27	1.65
24. Equality of opportunity	215	5.95	1.65
25. Health	230	6.54	1.56
26. Rural development	236	6.38	1.70
27. Global integration	201	6.45	1.67
28. Food security	211	5.87	1.72
29. Education	233	6.55	1.73
30. Social protection	219	6.06	1.68
31. Climate change	214	6.11	1.70
32. Public sector governance	231	6.08	1.62
33. Regional integration	200	5.98	1.55
34. Agricultural development	211	6.00	1.71
35. Natural resource management	205	5.77	1.68

D. The World Bank's Knowledge

1. When thinking about the development challenges in Indonesia, where do you believe it would be most valuable for the World Bank to focus its research and knowledge efforts in the next few years? (Choose no more than THREE)	Percentage of Respondents (Responses Combined; N=265)
Public sector governance	32.1%
Poverty reduction	26.4%
Education	24.5%
Economic growth	19.2%
Anti-corruption	18.9%
Rural development	15.8%
Domestic private sector development	13.2%
Basic infrastructure	13.2%
Law and justice	12.5%
Agricultural development	9.8%
Natural resource management	8.3%
Environmental sustainability	7.9%
Labor markets/job creation/employment	7.5%
Health	7.2%
Social protection	6.4%
Transport	6.4%
Food security	6.4%
Public financial management	6.0%
Water and sanitation	5.3%
Energy	4.9%
Climate change	4.5%
Monitoring and evaluation	4.2%
Foreign investment	3.8%
Urban development	3.4%
Trade and exports	3.0%
Financial markets	3.0%
Regulatory framework	3.0%
Gender	2.6%
Regional integration	2.6%
Global information and communications technology	2.3%
Equality of opportunity	1.9%
Disaster management	1.5%
Global integration	1.1%
Communicable/non-communicable disease	0.4%

How effective do you believe the World Bank's knowledge and research are at ... ? (1-Not effective at all, 10-Very effective)	Level of Effectiveness		
	N	Mean	SD
2. Raising your awareness of the particular topic	249	6.68	1.84
3. Stimulating public debate/dialogue	251	6.41	1.74
4. Enhancing your knowledge and/or skills	257	6.89	1.83
5. Contributing to good policy making	251	6.62	1.73
6. Providing support for program implementation	248	6.61	1.68

D. The World Bank's Knowledge (continued)

To what extent do you believe that the World Bank's knowledge and research ... ? (1-To no degree at all, 10-To a very significant degree)	Degree		
	N	Mean	SD
7. Are timely	229	6.60	1.64
8. Include appropriate level of stakeholder involvement during preparation	239	6.38	1.71
9. Are relevant to Indonesia's development priorities	252	6.31	1.75
10. Provide feasible recommendations	246	6.38	1.68
11. Are accessible	253	6.81	1.60
12. A source of relevant information on global good practices	247	6.87	1.67
13. Are adequately disseminated	252	6.34	1.69
14. Are appropriately translated	234	6.68	1.70
15. Are adaptable to Indonesia's development challenges	247	6.31	1.64

Overall Evaluations	N	Mean	SD
16. Overall, how significant a contribution do you believe the World Bank's knowledge and research make to development results in your country, on a ten point scale? (1-Not significant at all, 10-Very significant)	255	6.62	1.58
17. Overall, how would you rate the technical quality of the World Bank's knowledge/ research, on a ten point scale? (1-Very low technical quality, 10-Very high technical quality)	254	7.24	1.51
18. Overall, how effective is the World Bank at providing linkage to non-Bank expertise, on a ten point scale? (1-Not effective at all, 10-Very effective)	209	6.42	1.48

E. Working with the World Bank

Please rate how much you agree with the following statements, on a ten point scale. (1-Strongly disagree, 10-Strongly agree)	Level of Agreement		
	N	Mean	SD
1. The World Bank disburses funds promptly	201	5.49	2.00
2. The World Bank effectively monitors and evaluates the projects and programs it supports	236	6.93	1.59
3. The World Bank's approvals and reviews are done in a timely fashion	212	6.36	1.74
4. The World Bank's safeguard policy requirements are reasonable	208	6.39	1.66
5. The World Bank imposes reasonable conditions on its lending	207	6.14	1.79
6. Working with the World Bank increases Indonesia's institutional capacity	241	6.59	1.81
7. The World Bank ensures consistency and continuity through staff changes	180	6.52	1.54
8. The World Bank's teams and visits are well coordinated	209	6.69	1.64
9. Where country systems are adequate, the World Bank makes appropriate use of them	199	6.53	1.50

F. The Future Role of the World Bank in Indonesia

The Bank's Role	N	Mean	SD
1. How significant a role do you believe the Bank SHOULD play in Indonesia's development over the medium term in the near future, on a ten point scale? (1-Not a significant role at all, 10-Very significant role)	255	6.83	1.80

2. Which of the following SHOULD the World Bank do to make itself of greater value in Indonesia? (Choose no more than TWO)	Percentage of Respondents (Responses Combined; N=264)
Improve the quality of its experts as related to Indonesia's specific challenges	42.0%
Provide more adequate data/knowledge/statistics/figures on Indonesia's economy	29.5%
Reduce the complexity of obtaining World Bank financing	27.7%
Offer more innovative knowledge services	22.3%
Improve the competitiveness of its financing compared to markets	20.1%
Focus primarily on advocacy issues	15.5%
Ensure greater selectivity in its work	14.0%
Offer more innovative financial products	12.5%
Other	6.8%

G. Communication and Information Sharing

1. Where do you get most of your information about economic and social development issues in Indonesia? (Choose no more than TWO)	Percentage of Respondents (Responses Combined; N=265)
Local newspapers	76.6%
Internet	62.6%
Local television	24.2%
Periodicals	12.8%
International newspapers	9.4%
Other	5.3%
International television	4.5%
Local radio	1.5%
Instant messaging	0.8%
International radio	0.0%
Blogs	0.0%
Mobile phones	0.0%

2. How would you prefer to receive information from the World Bank? (Choose no more than TWO)	Percentage of Respondents (Responses Combined; N=265)
World Bank website	52.1%
World Bank publications and other written materials	39.6%
Direct contact with World Bank	35.5%
World Bank seminars/workshops/conferences	30.6%
e-Newsletters	17.4%
World Bank Public Information Center	8.7%
Social media (Facebook, Twitter, YouTube)	5.3%
Instant messaging	1.9%
Other	1.5%
Mobile phones	0.0%
Blogs	0.0%

G. Communication and Information Sharing (continued)

3. Are you aware of the World Bank's Access to Information Policy under which the Bank will now disclose any information in its possession that is not a list of exceptions?	Percentage of Respondents (N=265)
Yes	36.6%
No	63.4%

4. Have you requested information from the World Bank on its activities in the past year?	Percentage of Respondents (N=265)
Yes	32.8%
No	67.2%

5. Were you able to obtain this information?	Percentage of Respondents (N=86)
Yes	90.7%
No	9.3%

6. Do you have access to the Internet?	Percentage of Respondents (N=265)
Yes	100.0%
No	0.0%

7. Do you use/have used the World Bank website?	Percentage of Respondents (N=263)
Yes	83.7%
No	16.3%

8. Which do you primarily use?	Percentage of Respondents (N=224)
The World Bank's country website (www.worldbank.org/indonesia)	50.8%
The World Bank's main website (www.worldbank.org)	49.2%

9. Do you use/have you used the World Bank's Public Information Centers (PICs) in Indonesia?	Percentage of Respondents (N=265)
Yes	21.1%
No	54.7%
I don't know what a PIC is	24.2%

Please rate how much you agree with the following statements, on a ten point scale. (1-Strongly disagree, 10-Strongly agree)	Level of Agreement		
	N	Mean	SD
10. I use more data from the World Bank as a result of the organization's Open Data policy	221	5.68	2.27
11. The World Bank's PIC is a valuable source of information related to development in Indonesia	66	6.73	1.91
12. I find the World Bank websites easy to navigate	221	6.95	1.68
13. I find the information on the World Bank's websites useful	221	7.23	1.59
14. When I need information from the World Bank I know how to find it	231	6.19	2.01
15. The World Bank is responsive to my information requests and inquiries	190	6.33	1.78

H. Background Information

1. Which of the following best describes your current position? (Please mark only ONE response)	Percentage of Respondents (N=265)
Media	16.2%
Academia/Research Institute/Think Tank	13.6%
Employee of a Ministry, Ministerial Department or Implementation Agency	11.7%
NGO	11.3%
Financial Sector/Private Bank	9.8%
Other	8.7%
Bilateral Agency	6.0%
Private Sector Organization	6.0%
Office of Minister / Coordinating Minister	3.0%
Local Government Office or Staff	2.6%
Independent Government Institution	2.3%
Consultant/Contractor working on World Bank supported Project/Program	1.9%
Project Management Unit (PMU) overseeing implementation of project	1.5%
Multilateral Agency	1.5%
Private Foundation	1.1%
Office of the President	0.8%
Community Based Organization	0.8%
Faith-Based Group	0.8%
Trade Union	0.4%
Office of Parliamentarian	0.0%
Judiciary Branch	0.0%

H. Background Information (continued)

2. Please identify the primary specialization of your work. (Please mark only ONE response)	Percentage of Respondents (N=265)
Other	28.7%
Economic growth	8.7%
Financial markets	8.7%
Education	6.0%
Environmental sustainability	5.7%
Poverty reduction	4.9%
Global information and communications technology	4.5%
Monitoring and evaluation	4.2%
Public financial management	3.8%
Labor markets/job creation/employment	3.0%
Public sector governance	2.6%
Anti-corruption	1.5%
Domestic private sector development	1.5%
Energy	1.5%
Law and justice	1.5%
Trade and exports	1.5%
Agricultural development	1.1%
Climate change	1.1%
Gender	1.1%
Global integration	1.1%
Health	1.1%
Natural resource management	1.1%
Rural development	1.1%
Foreign investment	0.8%
Regulatory framework	0.8%
Basic infrastructure	0.4%
Disaster management	0.4%
Equality of opportunity	0.4%
Regional integration	0.4%
Social protection	0.4%
Urban development	0.4%
Communicable/non-communicable disease	0.0%
Food security	0.0%
Transport	0.0%
Water and sanitation	0.0%

H. Background Information (continued)

3. Currently, do you professionally collaborate/work with the World Bank in your country?	Percentage of Respondents (N=265)
Yes	40.4%
No	59.6%

4. Which of the following describes most of your exposure to the World Bank in INDONESIA? (Choose no more than TWO)	Percentage of Respondents (N=265)
Use World Bank reports/data	37.7%
Engage in World Bank related/sponsored events/activities	37.4%
Collaborate as part of my professional duties	35.5%
Use World Bank website for information, data, research, etc.	32.1%
Observer (i.e., follow in media, discuss in informal conversations, etc.)	29.1%

5. Which best represents your geographic location?	Percentage of Respondents (N=265)
Jabodetabek	84.2%
Outside of Jabodetabek but still in Java	6.4%
Outside of Java	9.4%

Appendix B: Responses to All Questions by Stakeholder Groups

A. General Issues facing Indonesia

In general, would you say that Indonesia is headed in...?

Percentage of Respondents	Office of President	Office of Minister	Employee of a Ministry	Consultant on Bank project/PMU	Local Government	Independent Government Institution	Bi- or Multi-lateral Agency	NGO	Private Sector	Financial Sector/ Private Bank	Academia	Media	Other
The right direction	100.0%	100.0%	74.2%	55.6%	57.1%	100.0%	60.0%	46.9%	56.3%	65.4%	44.4%	41.5%	62.1%
The wrong direction	0.0%	0.0%	3.2%	0.0%	0.0%	0.0%	5.0%	0.0%	0.0%	15.4%	2.8%	2.4%	3.4%
Not sure	0.0%	0.0%	22.6%	44.4%	42.9%	0.0%	35.0%	53.1%	43.8%	19.2%	52.8%	56.1%	34.5%

Listed below are a number of development priorities in Indonesia. Please identify which of these you consider the 1st, 2nd, and 3rd most important development priority.

1 st Most Important	Office of President	Office of Minister	Employee of a Ministry	Consultant on Bank project/PMU	Local Government	Independent Government Institution	Bi- or Multi-lateral Agency	NGO	Private Sector	Financial Sector/ Private Bank	Academia	Media	Other
Percentage of Respondents													
Bureaucratic reform and governance	100.0%	25.0%	17.2%	33.3%	50.0%	33.3%	50.0%	31.3%	43.8%	28.0%	38.2%	44.2%	44.8%
Education	0.0%	37.5%	27.6%	22.2%	0.0%	16.7%	15.0%	15.6%	12.5%	12.0%	14.7%	27.9%	6.9%
Health care	0.0%	0.0%	0.0%	0.0%	0.0%	0.0%	0.0%	0.0%	6.3%	8.0%	0.0%	0.0%	3.4%
Poverty alleviation	0.0%	12.5%	17.2%	11.1%	16.7%	0.0%	0.0%	18.8%	0.0%	8.0%	14.7%	9.3%	3.4%
Food security	0.0%	0.0%	6.9%	0.0%	16.7%	0.0%	0.0%	6.3%	6.3%	0.0%	0.0%	4.7%	3.4%
Infrastructure	0.0%	25.0%	20.7%	22.2%	0.0%	33.3%	10.0%	0.0%	6.3%	20.0%	5.9%	2.3%	6.9%
Investment and business climate	0.0%	0.0%	0.0%	0.0%	0.0%	0.0%	5.0%	3.1%	6.3%	0.0%	0.0%	2.3%	3.4%
Energy sector	0.0%	0.0%	0.0%	11.1%	0.0%	0.0%	0.0%	0.0%	0.0%	0.0%	0.0%	0.0%	0.0%
Environment and disaster risk management	0.0%	0.0%	0.0%	0.0%	0.0%	0.0%	0.0%	0.0%	0.0%	0.0%	0.0%	0.0%	0.0%
Disadvantaged, borders, and post conflict areas	0.0%	0.0%	0.0%	0.0%	0.0%	0.0%	0.0%	0.0%	0.0%	0.0%	0.0%	2.3%	0.0%
Culture, creativity, and technology innovation	0.0%	0.0%	0.0%	0.0%	0.0%	0.0%	0.0%	0.0%	0.0%	4.0%	0.0%	0.0%	0.0%
People's welfare	0.0%	0.0%	3.4%	0.0%	0.0%	16.7%	0.0%	9.4%	0.0%	4.0%	8.8%	0.0%	6.9%
Economy	0.0%	0.0%	0.0%	0.0%	16.7%	0.0%	10.0%	3.1%	6.3%	4.0%	5.9%	2.3%	13.8%
Politics, law, and security	0.0%	0.0%	6.9%	0.0%	0.0%	0.0%	10.0%	12.5%	12.5%	12.0%	11.8%	4.7%	6.9%

2 nd Most Important	Office of President	Office of Minister	Employee of a Ministry	Consultant on Bank project/PMU	Local Government	Independent Government Institution	Bi- or Multi-lateral Agency	NGO	Private Sector	Financial Sector/ Private Bank	Academia	Media	Other
Percentage of Respondents													
Bureaucratic reform and governance	0.0%	37.5%	10.3%	0.0%	0.0%	16.7%	10.0%	15.6%	12.5%	16.0%	20.0%	11.6%	6.9%
Education	50.0%	12.5%	20.7%	44.4%	33.3%	16.7%	10.0%	18.8%	18.8%	4.0%	8.6%	11.6%	24.1%
Health care	0.0%	0.0%	6.9%	22.2%	0.0%	16.7%	5.0%	9.4%	0.0%	0.0%	5.7%	18.6%	6.9%
Poverty alleviation	50.0%	0.0%	6.9%	0.0%	16.7%	0.0%	10.0%	21.9%	12.5%	20.0%	20.0%	9.3%	6.9%
Food security	0.0%	0.0%	10.3%	0.0%	0.0%	0.0%	0.0%	0.0%	6.3%	4.0%	2.9%	2.3%	3.4%
Infrastructure	0.0%	25.0%	6.9%	0.0%	33.3%	16.7%	30.0%	3.1%	18.8%	20.0%	14.3%	23.3%	13.8%
Investment and business climate	0.0%	0.0%	3.4%	0.0%	0.0%	16.7%	15.0%	3.1%	6.3%	8.0%	2.9%	2.3%	0.0%
Energy sector	0.0%	0.0%	0.0%	11.1%	0.0%	0.0%	0.0%	0.0%	0.0%	8.0%	2.9%	2.3%	0.0%
Environment and disaster risk management	0.0%	12.5%	0.0%	11.1%	0.0%	0.0%	0.0%	6.3%	0.0%	0.0%	2.9%	0.0%	0.0%
Disadvantaged, borders, and post conflict areas	0.0%	0.0%	3.4%	0.0%	0.0%	0.0%	0.0%	6.3%	0.0%	0.0%	2.9%	4.7%	3.4%
Culture, creativity, and technology innovation	0.0%	0.0%	0.0%	0.0%	16.7%	0.0%	0.0%	0.0%	0.0%	0.0%	2.9%	0.0%	6.9%
People's welfare	0.0%	12.5%	10.3%	0.0%	0.0%	0.0%	0.0%	6.3%	12.5%	12.0%	0.0%	2.3%	6.9%
Economy	0.0%	0.0%	10.3%	0.0%	0.0%	0.0%	0.0%	0.0%	12.5%	8.0%	5.7%	4.7%	17.2%
Politics, law, and security	0.0%	0.0%	10.3%	11.1%	0.0%	16.7%	20.0%	9.4%	0.0%	0.0%	8.6%	7.0%	3.4%

Listed below are a number of development priorities in Indonesia. Please identify which of these you consider the 1st, 2nd, and 3rd most important development priority.

3 rd Most Important	Office of President	Office of Minister	Employee of a Ministry	Consultant on Bank project/PMU	Local Government	Independent Government Institution	Bi- or Multi-lateral Agency	NGO	Private Sector	Financial Sector/ Private Bank	Academia	Media	Other
Percentage of Respondents													
Bureaucratic reform and governance	0.0%	12.5%	17.2%	11.1%	0.0%	0.0%	30.0%	9.4%	6.3%	0.0%	19.4%	4.7%	10.3%
Education	0.0%	25.0%	6.9%	0.0%	0.0%	16.7%	0.0%	3.1%	18.8%	16.0%	8.3%	7.0%	10.3%
Health care	0.0%	12.5%	6.9%	44.4%	0.0%	33.3%	10.0%	9.4%	6.3%	4.0%	11.1%	7.0%	13.8%
Poverty alleviation	0.0%	0.0%	10.3%	11.1%	0.0%	0.0%	15.0%	9.4%	0.0%	4.0%	13.9%	7.0%	3.4%
Food security	0.0%	12.5%	3.4%	0.0%	0.0%	0.0%	0.0%	0.0%	6.3%	4.0%	2.8%	4.7%	6.9%
Infrastructure	50.0%	0.0%	6.9%	11.1%	0.0%	16.7%	25.0%	12.5%	18.8%	8.0%	13.9%	23.3%	10.3%
Investment and business climate	50.0%	12.5%	0.0%	0.0%	33.3%	0.0%	10.0%	0.0%	0.0%	8.0%	8.3%	9.3%	0.0%
Energy sector	0.0%	0.0%	3.4%	0.0%	0.0%	0.0%	5.0%	0.0%	12.5%	4.0%	2.8%	2.3%	3.4%
Environment and disaster risk management	0.0%	0.0%	0.0%	11.1%	16.7%	16.7%	5.0%	12.5%	0.0%	0.0%	0.0%	0.0%	3.4%
Disadvantaged, borders, and post conflict areas	0.0%	0.0%	3.4%	0.0%	0.0%	0.0%	0.0%	6.3%	0.0%	8.0%	2.8%	14.0%	3.4%
Culture, creativity, and technology innovation	0.0%	0.0%	0.0%	0.0%	0.0%	16.7%	0.0%	9.4%	0.0%	4.0%	2.8%	2.3%	3.4%
People's welfare	0.0%	0.0%	10.3%	0.0%	33.3%	0.0%	0.0%	12.5%	0.0%	20.0%	0.0%	7.0%	3.4%
Economy	0.0%	12.5%	20.7%	0.0%	0.0%	0.0%	0.0%	0.0%	18.8%	12.0%	11.1%	4.7%	6.9%
Politics, law, and security	0.0%	12.5%	10.3%	11.1%	16.7%	0.0%	0.0%	15.6%	12.5%	8.0%	2.8%	7.0%	20.7%

Poverty reduction is a broad term that encompasses work in many different areas. Which THREE areas of development listed below do you believe would contribute most to reducing poverty in Indonesia? (Choose no more than THREE)

	Office of President	Office of Minister	Employee of a Ministry	Consultant on Bank project/PMU	Local Government	Independent Government Institution	Bi- or Multi-lateral Agency	NGO	Private Sector	Financial Sector/ Private Bank	Academia	Media	Other
Percentage of Respondents													
Energy	0.0%	12.5%	3.2%	22.2%	0.0%	0.0%	5.0%	6.3%	0.0%	3.8%	0.0%	7.0%	0.0%
Water and sanitation	0.0%	12.5%	3.2%	11.1%	0.0%	0.0%	10.0%	9.4%	6.3%	7.7%	2.8%	4.7%	3.4%
Equality of opportunity	0.0%	0.0%	0.0%	0.0%	0.0%	16.7%	15.0%	9.4%	12.5%	0.0%	11.1%	4.7%	3.4%
Economic growth	50.0%	37.5%	29.0%	33.3%	28.6%	33.3%	30.0%	9.4%	31.3%	46.2%	33.3%	23.3%	27.6%
Climate change	0.0%	0.0%	3.2%	0.0%	0.0%	0.0%	0.0%	3.1%	0.0%	0.0%	0.0%	0.0%	0.0%
Disaster management	0.0%	0.0%	0.0%	0.0%	0.0%	0.0%	0.0%	0.0%	6.3%	0.0%	0.0%	0.0%	0.0%
Regional integration	0.0%	0.0%	0.0%	0.0%	0.0%	0.0%	5.0%	0.0%	0.0%	3.8%	2.8%	0.0%	0.0%
Gender	0.0%	0.0%	0.0%	0.0%	0.0%	0.0%	0.0%	6.3%	0.0%	0.0%	2.8%	0.0%	0.0%
Rural development	0.0%	12.5%	29.0%	44.4%	42.9%	50.0%	20.0%	56.3%	37.5%	26.9%	36.1%	41.9%	34.5%
Urban development	0.0%	0.0%	3.2%	0.0%	0.0%	0.0%	5.0%	0.0%	0.0%	0.0%	0.0%	0.0%	0.0%
Education	100.0%	50.0%	41.9%	11.1%	28.6%	50.0%	30.0%	25.0%	43.8%	34.6%	33.3%	48.8%	34.5%
Regulatory framework	0.0%	0.0%	0.0%	0.0%	0.0%	16.7%	5.0%	0.0%	6.3%	0.0%	0.0%	0.0%	0.0%
Basic infrastructure	0.0%	25.0%	35.5%	44.4%	0.0%	16.7%	20.0%	6.3%	18.8%	42.3%	38.9%	23.3%	24.1%
Social protection	0.0%	12.5%	3.2%	0.0%	0.0%	0.0%	30.0%	9.4%	6.3%	3.8%	19.4%	7.0%	6.9%
Law and justice	50.0%	0.0%	9.7%	22.2%	0.0%	0.0%	5.0%	9.4%	6.3%	15.4%	0.0%	23.3%	13.8%
Transport	50.0%	12.5%	3.2%	0.0%	14.3%	0.0%	0.0%	12.5%	0.0%	15.4%	5.6%	4.7%	10.3%
Communicable/non-communicable disease	0.0%	0.0%	0.0%	0.0%	0.0%	0.0%	5.0%	0.0%	0.0%	0.0%	0.0%	0.0%	0.0%
Global information and communications technology	0.0%	0.0%	0.0%	0.0%	0.0%	0.0%	0.0%	0.0%	0.0%	0.0%	2.8%	2.3%	0.0%
Public sector governance	0.0%	25.0%	16.1%	0.0%	14.3%	33.3%	20.0%	12.5%	31.3%	3.8%	13.9%	14.0%	3.4%
Domestic private sector development	0.0%	0.0%	6.5%	0.0%	14.3%	0.0%	5.0%	3.1%	12.5%	3.8%	5.6%	4.7%	3.4%
Foreign investment	0.0%	0.0%	6.5%	0.0%	0.0%	0.0%	0.0%	3.1%	0.0%	0.0%	0.0%	0.0%	0.0%
Global integration	0.0%	0.0%	0.0%	0.0%	0.0%	0.0%	0.0%	0.0%	0.0%	0.0%	2.8%	0.0%	0.0%
Food security	0.0%	0.0%	9.7%	22.2%	28.6%	0.0%	15.0%	9.4%	0.0%	7.7%	2.8%	2.3%	20.7%
Monitoring and evaluation	0.0%	0.0%	0.0%	0.0%	0.0%	0.0%	0.0%	0.0%	0.0%	3.8%	2.8%	0.0%	0.0%
Natural resource management	0.0%	0.0%	9.7%	11.1%	0.0%	0.0%	5.0%	12.5%	0.0%	3.8%	5.6%	16.3%	6.9%
Environmental sustainability	0.0%	0.0%	0.0%	0.0%	0.0%	0.0%	5.0%	9.4%	0.0%	0.0%	2.8%	2.3%	3.4%
Health	0.0%	25.0%	22.6%	0.0%	14.3%	16.7%	10.0%	9.4%	6.3%	19.2%	2.8%	9.3%	24.1%
Public financial management	0.0%	0.0%	9.7%	0.0%	28.6%	16.7%	10.0%	12.5%	0.0%	3.8%	2.8%	4.7%	0.0%
Agricultural development	0.0%	12.5%	16.1%	44.4%	14.3%	0.0%	5.0%	21.9%	12.5%	11.5%	11.1%	4.7%	3.4%
Labor markets/job creation/employment	0.0%	37.5%	16.1%	11.1%	42.9%	33.3%	25.0%	18.8%	37.5%	23.1%	38.9%	25.6%	31.0%
Financial markets	0.0%	0.0%	0.0%	0.0%	0.0%	16.7%	0.0%	0.0%	0.0%	3.8%	2.8%	0.0%	3.4%
Trade and exports	0.0%	0.0%	0.0%	0.0%	0.0%	0.0%	5.0%	0.0%	6.3%	0.0%	0.0%	0.0%	3.4%
Anti-corruption	50.0%	25.0%	22.6%	22.2%	28.6%	0.0%	10.0%	21.9%	18.8%	11.5%	16.7%	20.9%	37.9%

A. General Issues facing Indonesia (continued)

Economic growth can be driven by a number of factors. Which THREE areas below do you believe would contribute most to generating economic growth in Indonesia? (Choose no more than THREE)

Percentage of Respondents	Office of President	Office of Minister	Employee of a Ministry	Consultant on Bank project/PMU	Local Government	Independent Government Institution	Bi- or Multi-lateral Agency	NGO	Private Sector	Financial Sector/Private Bank	Academia	Media	Other
Poverty reduction	0.0%	12.5%	9.7%	0.0%	0.0%	16.7%	10.0%	15.6%	0.0%	23.1%	13.9%	18.6%	13.8%
Energy	0.0%	0.0%	6.5%	22.2%	0.0%	0.0%	15.0%	3.1%	6.3%	3.8%	2.8%	11.6%	6.9%
Equality of opportunity	0.0%	0.0%	3.2%	0.0%	0.0%	33.3%	5.0%	3.1%	0.0%	0.0%	13.9%	4.7%	3.4%
Social protection	50.0%	12.5%	0.0%	0.0%	0.0%	0.0%	5.0%	6.3%	0.0%	7.7%	2.8%	2.3%	6.9%
Global integration	0.0%	0.0%	0.0%	0.0%	0.0%	0.0%	5.0%	0.0%	6.3%	0.0%	5.6%	4.7%	0.0%
Climate change	0.0%	0.0%	0.0%	0.0%	0.0%	0.0%	0.0%	0.0%	0.0%	0.0%	0.0%	0.0%	0.0%
Anti-corruption	50.0%	62.5%	16.1%	22.2%	14.3%	16.7%	20.0%	34.4%	31.3%	26.9%	30.6%	37.2%	24.1%
Disaster management	0.0%	0.0%	0.0%	0.0%	0.0%	0.0%	0.0%	0.0%	0.0%	0.0%	0.0%	0.0%	0.0%
Rural development	0.0%	12.5%	32.3%	11.1%	14.3%	33.3%	10.0%	21.9%	18.8%	11.5%	16.7%	32.6%	17.2%
Foreign investment	0.0%	50.0%	16.1%	0.0%	28.6%	16.7%	20.0%	3.1%	31.3%	19.2%	8.3%	7.0%	10.3%
Urban development	0.0%	0.0%	6.5%	0.0%	0.0%	0.0%	10.0%	6.3%	0.0%	0.0%	0.0%	2.3%	3.4%
Water and sanitation	0.0%	0.0%	0.0%	0.0%	0.0%	0.0%	0.0%	0.0%	0.0%	0.0%	0.0%	2.3%	3.4%
Education	50.0%	12.5%	16.1%	22.2%	0.0%	16.7%	0.0%	15.6%	25.0%	19.2%	16.7%	25.6%	13.8%
Global information and communications technology	50.0%	25.0%	3.2%	0.0%	0.0%	16.7%	5.0%	3.1%	6.3%	7.7%	0.0%	7.0%	10.3%
Regulatory framework	0.0%	0.0%	3.2%	0.0%	14.3%	16.7%	20.0%	3.1%	0.0%	3.8%	0.0%	0.0%	3.4%
Communicable/non-communicable disease	0.0%	0.0%	0.0%	0.0%	0.0%	0.0%	0.0%	0.0%	0.0%	0.0%	0.0%	0.0%	0.0%
Trade and exports	0.0%	25.0%	25.8%	33.3%	28.6%	16.7%	15.0%	3.1%	18.8%	19.2%	22.2%	20.9%	13.8%
Public sector governance	50.0%	0.0%	6.5%	22.2%	0.0%	0.0%	10.0%	12.5%	6.3%	0.0%	13.9%	14.0%	17.2%
Regional integration	0.0%	0.0%	0.0%	0.0%	0.0%	0.0%	10.0%	3.1%	0.0%	0.0%	2.8%	2.3%	3.4%
Domestic private sector development	0.0%	25.0%	19.4%	0.0%	14.3%	16.7%	30.0%	28.1%	25.0%	11.5%	22.2%	18.6%	20.7%
Labor markets/job creation/employment	0.0%	0.0%	12.9%	33.3%	42.9%	16.7%	15.0%	31.3%	31.3%	42.3%	27.8%	25.6%	20.7%
Agricultural development	0.0%	0.0%	9.7%	22.2%	28.6%	0.0%	0.0%	25.0%	25.0%	7.7%	11.1%	11.6%	3.4%
Food security	0.0%	0.0%	3.2%	11.1%	0.0%	0.0%	0.0%	3.1%	6.3%	0.0%	0.0%	2.3%	6.9%
Transport	0.0%	0.0%	19.4%	22.2%	42.9%	0.0%	30.0%	3.1%	6.3%	19.2%	8.3%	16.3%	20.7%
Monitoring and evaluation	0.0%	0.0%	0.0%	0.0%	0.0%	0.0%	0.0%	0.0%	0.0%	0.0%	2.8%	2.3%	0.0%
Gender	0.0%	0.0%	0.0%	0.0%	0.0%	0.0%	0.0%	6.3%	0.0%	0.0%	2.8%	0.0%	0.0%
Natural resource management	0.0%	0.0%	6.5%	33.3%	28.6%	16.7%	10.0%	21.9%	6.3%	15.4%	5.6%	14.0%	17.2%
Environmental sustainability	0.0%	0.0%	0.0%	11.1%	0.0%	0.0%	0.0%	9.4%	0.0%	3.8%	0.0%	0.0%	3.4%
Health	0.0%	0.0%	3.2%	0.0%	0.0%	16.7%	0.0%	3.1%	6.3%	0.0%	2.8%	2.3%	0.0%
Basic infrastructure	50.0%	37.5%	38.7%	22.2%	28.6%	50.0%	35.0%	15.6%	31.3%	30.8%	36.1%	7.0%	24.1%
Law and justice	0.0%	0.0%	16.1%	11.1%	0.0%	0.0%	10.0%	6.3%	0.0%	7.7%	11.1%	0.0%	13.8%
Public financial management	0.0%	25.0%	19.4%	0.0%	14.3%	0.0%	10.0%	6.3%	6.3%	15.4%	19.4%	2.3%	6.9%
Financial markets	0.0%	0.0%	3.2%	0.0%	0.0%	0.0%	0.0%	3.1%	0.0%	3.8%	0.0%	0.0%	10.3%

B. Overall Attitudes toward the World Bank

Overall Attitudes toward the World Bank

	Which of the following best describes your current position?																							
	Office of the President			Office of Minister			Employee of Ministry			PMU/ Consultant on Bank project			Local Government			Independent Government Institution			Bilateral or Multilateral Agency			NGOs		
	N	Mean	SD	N	Mean	SD	N	Mean	SD	N	Mean	SD	N	Mean	SD	N	Mean	SD	N	Mean	SD	N	Mean	SD
How familiar are you with the work of the World Bank in Indonesia?	2	4.50	4.95	8	7.00	2.14	31	6.85	1.58	9	6.44	.73	7	6.71	2.56	6	6.00	.89	20	7.25	1.02	32	6.44	1.63
																			16	6.81	1.64			
																						26	5.85	2.11
																						36	6.69	1.31
																						43	6.05	1.88
																						29	6.79	2.02

(1-Not familiar at all, 10-Extremely familiar)

Overall Attitudes toward the World Bank

	Which of the following best describes your current position?																							
	Office of the President			Office of Minister			Employee of Ministry			PMU/ Consultant on Bank project			Local Government			Independent Government Institution			Bilateral or Multilateral Agency			NGOs		
	N	Mean	SD	N	Mean	SD	N	Mean	SD	N	Mean	SD	N	Mean	SD	N	Mean	SD	N	Mean	SD	N	Mean	SD
Overall, please rate your impression of the World Bank's effectiveness in Indonesia.	2	4.50	3.54	8	6.50	1.07	29	6.31	1.34	8	6.25	1.98	7	5.57	2.07	6	5.83	.75	20	6.75	1.16	30	5.30	1.78
																			16	6.19	1.87			
																						24	5.71	2.27
																						34	6.06	1.48
																						41	6.15	1.92
																						25	6.40	1.53

(1-Not effective at all, 10-Very effective)

B. Overall Attitudes toward the World Bank (continued)

To what extent do you believe... (1-To no degree at all, 10-To a very significant degree)

Overall Attitudes toward the World Bank

	Which of the following best describes your current position?																																						
	Office of the President			Office of Minister			Employee of Ministry			PMU/ Consultant on Bank project			Local Government			Independent Government Institution			Bilateral or Multilateral Agency			NGOs			Private Sector			Financial Sector/ Private Bank			Academia			Media			Other		
	N	Mean	SD	N	Mean	SD	N	Mean	SD	N	Mean	SD	N	Mean	SD	N	Mean	SD	N	Mean	SD	N	Mean	SD	N	Mean	SD	N	Mean	SD	N	Mean	SD	N	Mean	SD			
To what extent do you believe that the World Bank's financial instruments meet the needs of Indonesia?*	1	7.00		8	5.88	1.36	29	6.38	1.66	9	5.44	1.81	7	4.71	1.60	6	6.00	1.55	19	6.42	1.43	29	5.00	1.89	12	5.00	1.76	21	6.29	2.08	28	6.04	1.71	41	6.20	1.60	26	6.19	1.33

*Significantly different between stakeholder groups

Overall Attitudes toward the World Bank

	Which of the following best describes your current position?																																						
	Office of the President			Office of Minister			Employee of Ministry			PMU/ Consultant on Bank project			Local Government			Independent Government Institution			Bilateral or Multilateral Agency			NGOs			Private Sector			Financial Sector/ Private Bank			Academia			Media			Other		
	N	Mean	SD	N	Mean	SD	N	Mean	SD	N	Mean	SD	N	Mean	SD	N	Mean	SD	N	Mean	SD	N	Mean	SD	N	Mean	SD	N	Mean	SD	N	Mean	SD	N	Mean	SD			
To what extent do you believe that the World Bank meets Indonesia's needs for knowledge services?	2	5.50	3.54	8	6.75	1.67	26	6.27	1.95	9	6.78	1.09	7	6.00	2.65	6	6.33	1.63	18	7.22	1.63	30	5.73	2.02	14	6.00	1.92	22	6.36	2.22	34	6.41	1.76	42	6.55	1.85	26	6.92	1.94

Overall Attitudes toward the World Bank

	Which of the following best describes your current position?																																						
	Office of the President			Office of Minister			Employee of Ministry			PMU/ Consultant on Bank project			Local Government			Independent Government Institution			Bilateral or Multilateral Agency			NGOs			Private Sector			Financial Sector/ Private Bank			Academia			Media			Other		
	N	Mean	SD	N	Mean	SD	N	Mean	SD	N	Mean	SD	N	Mean	SD	N	Mean	SD	N	Mean	SD	N	Mean	SD	N	Mean	SD	N	Mean	SD	N	Mean	SD	N	Mean	SD	N	Mean	SD
To what extent do you believe that the World Bank SHOULD seek to influence the global development agenda?	2	7.00	2.83	7	6.57	2.37	29	6.66	2.18	9	6.11	1.76	7	6.86	2.27	6	7.17	1.47	20	6.55	1.57	32	5.84	2.45	16	6.44	2.19	23	7.43	1.53	35	6.54	2.13	42	7.07	1.69	28	6.61	2.11
To what extent do you believe that the World Bank DOES seek to influence the global development agenda?	2	5.00	2.83	7	6.14	2.12	29	6.83	1.47	8	7.00	.76	7	6.57	2.07	6	6.50	1.87	18	6.89	1.37	30	5.33	2.04	16	6.69	2.18	22	6.55	1.44	33	6.70	1.83	42	6.93	1.54	27	6.48	2.29

When thinking about how the World Bank can have the most impact on development results in Indonesia, in which sectoral areas do you believe the World Bank should focus most of its attention and resources in Indonesia?

(Choose no more than THREE)

Percentage of Respondents	Office of President	Office of Minister	Employee of a Ministry	Consultant on Bank project/PMU	Local Government	Independent Government Institution	Bi- or Multi-lateral Agency	NGO	Private Sector	Financial Sector/ Private Bank	Academia	Media	Other
Bureaucratic reform and governance	50.0%	50.0%	35.5%	44.4%	16.7%	50.0%	60.0%	37.5%	56.3%	26.9%	47.2%	41.9%	48.3%
Education	50.0%	50.0%	58.1%	22.2%	50.0%	50.0%	10.0%	40.6%	31.3%	42.3%	36.1%	41.9%	44.8%
Health care	0.0%	12.5%	22.6%	33.3%	16.7%	16.7%	0.0%	37.5%	18.8%	15.4%	27.8%	16.3%	27.6%
Poverty alleviation	0.0%	62.5%	48.4%	22.2%	33.3%	50.0%	50.0%	56.3%	31.3%	38.5%	44.4%	48.8%	51.7%
Food security	0.0%	0.0%	19.4%	11.1%	16.7%	0.0%	5.0%	9.4%	0.0%	15.4%	5.6%	16.3%	6.9%
Infrastructure	0.0%	50.0%	32.3%	77.8%	66.7%	66.7%	70.0%	9.4%	25.0%	42.3%	50.0%	25.6%	41.4%
Investment and business climate	50.0%	0.0%	16.1%	11.1%	33.3%	16.7%	35.0%	6.3%	37.5%	7.7%	19.4%	23.3%	13.8%
Energy sector	0.0%	12.5%	9.7%	0.0%	16.7%	0.0%	20.0%	3.1%	6.3%	11.5%	0.0%	4.7%	0.0%
Environment and disaster risk management	0.0%	12.5%	3.2%	22.2%	16.7%	0.0%	20.0%	28.1%	12.5%	3.8%	5.6%	7.0%	6.9%
Disadvantaged, borders, and post conflict areas	0.0%	0.0%	6.5%	11.1%	0.0%	0.0%	5.0%	6.3%	12.5%	19.2%	8.3%	14.0%	10.3%
Culture, creativity, and technology innovation	50.0%	0.0%	0.0%	0.0%	0.0%	16.7%	5.0%	9.4%	12.5%	7.7%	2.8%	7.0%	0.0%
People's welfare	0.0%	12.5%	9.7%	11.1%	0.0%	16.7%	0.0%	25.0%	12.5%	15.4%	16.7%	23.3%	10.3%
Economy	50.0%	12.5%	19.4%	11.1%	33.3%	16.7%	10.0%	18.8%	37.5%	23.1%	30.6%	16.3%	20.7%
Politics, law, and security	50.0%	12.5%	9.7%	11.1%	0.0%	0.0%	10.0%	3.1%	6.3%	19.2%	0.0%	4.7%	13.8%

B. Overall Attitudes toward the World Bank (continued)

When thinking about the World Bank's role, which activity do you believe is of greatest VALUE and which activity is of second greatest value in Indonesia?

Greatest Value	Office of President	Office of Minister	Employee of a Ministry	Consultant on Bank project/PMU	Local Government	Independent Government Institution	Bi- or Multi-lateral Agency	NGO	Private Sector	Financial Sector/ Private Bank	Academia	Media	Other
Percentage of Respondents													
Financial resources	50.0%	25.0%	34.5%	33.3%	33.3%	50.0%	10.5%	50.0%	25.0%	38.5%	28.6%	27.9%	31.0%
Mobilizing third party financial resources	0.0%	0.0%	6.9%	22.2%	50.0%	0.0%	0.0%	6.3%	18.8%	0.0%	8.6%	14.0%	10.3%
Technical assistance	0.0%	12.5%	20.7%	22.2%	0.0%	16.7%	10.5%	0.0%	18.8%	7.7%	14.3%	14.0%	13.8%
Policy advice	0.0%	12.5%	3.4%	0.0%	0.0%	0.0%	31.6%	6.3%	6.3%	3.8%	14.3%	9.3%	10.3%
Donor coordination	0.0%	0.0%	0.0%	0.0%	16.7%	0.0%	0.0%	6.3%	0.0%	0.0%	5.7%	4.7%	0.0%
Data	0.0%	0.0%	3.4%	0.0%	0.0%	0.0%	0.0%	9.4%	6.3%	3.8%	2.9%	4.7%	6.9%
Training/capacity building	0.0%	37.5%	17.2%	22.2%	0.0%	16.7%	5.3%	6.3%	6.3%	30.8%	8.6%	11.6%	13.8%
Studies/analyses	0.0%	12.5%	10.3%	0.0%	0.0%	16.7%	36.8%	15.6%	6.3%	7.7%	17.1%	11.6%	13.8%
Convening/facilitating	50.0%	0.0%	3.4%	0.0%	0.0%	0.0%	0.0%	0.0%	6.3%	3.8%	0.0%	2.3%	0.0%
Linkage to non-Bank expertise	0.0%	0.0%	0.0%	0.0%	0.0%	0.0%	0.0%	0.0%	0.0%	3.8%	0.0%	0.0%	0.0%
Other	0.0%	0.0%	0.0%	0.0%	0.0%	0.0%	5.3%	0.0%	6.3%	0.0%	0.0%	0.0%	0.0%

2 nd Greatest Value	Office of President	Office of Minister	Employee of a Ministry	Consultant on Bank project/PMU	Local Government	Independent Government Institution	Bi- or Multi-lateral Agency	NGO	Private Sector	Financial Sector/ Private Bank	Academia	Media	Other
Percentage of Respondents													
Financial resources	0.0%	0.0%	13.8%	0.0%	0.0%	16.7%	15.0%	6.3%	25.0%	19.2%	11.4%	14.0%	6.9%
Mobilizing third party financial resources	0.0%	0.0%	13.8%	0.0%	16.7%	33.3%	0.0%	18.8%	0.0%	15.4%	14.3%	4.7%	17.2%
Technical assistance	50.0%	50.0%	24.1%	44.4%	0.0%	33.3%	10.0%	12.5%	18.8%	19.2%	2.9%	20.9%	24.1%
Policy advice	0.0%	25.0%	0.0%	22.2%	0.0%	0.0%	15.0%	6.3%	0.0%	3.8%	8.6%	11.6%	10.3%
Donor coordination	0.0%	12.5%	0.0%	11.1%	0.0%	16.7%	0.0%	6.3%	0.0%	3.8%	5.7%	9.3%	3.4%
Data	0.0%	0.0%	3.4%	0.0%	0.0%	0.0%	20.0%	9.4%	0.0%	7.7%	14.3%	2.3%	6.9%
Training/capacity building	0.0%	0.0%	13.8%	11.1%	50.0%	0.0%	15.0%	15.6%	25.0%	15.4%	22.9%	16.3%	6.9%
Studies/analyses	50.0%	12.5%	24.1%	11.1%	0.0%	0.0%	15.0%	15.6%	25.0%	15.4%	14.3%	9.3%	17.2%
Convening/facilitating	0.0%	0.0%	0.0%	0.0%	16.7%	0.0%	0.0%	3.1%	0.0%	0.0%	5.7%	9.3%	6.9%
Linkage to non-Bank expertise	0.0%	0.0%	3.4%	0.0%	0.0%	0.0%	10.0%	6.3%	6.3%	0.0%	0.0%	2.3%	0.0%
Other	0.0%	0.0%	3.4%	0.0%	16.7%	0.0%	0.0%	0.0%	0.0%	0.0%	0.0%	0.0%	0.0%

Which of the following do you identify as the World Bank's greatest WEAKNESSES in its work in Indonesia? (Choose no more than TWO)

	Office of President	Office of Minister	Employee of a Ministry	Consultant on Bank project/PMU	Local Government	Independent Government Institution	Bi- or Multi-lateral Agency	NGO	Private Sector	Financial Sector/ Private Bank	Academia	Media	Other
Percentage of Respondents													
Imposing technocratic solutions without regard to political realities	50.0%	37.5%	25.8%	11.1%	42.9%	66.7%	21.1%	34.4%	12.5%	34.6%	28.6%	25.6%	37.9%
Not exploring alternative policy options	0.0%	12.5%	29.0%	0.0%	0.0%	16.7%	15.8%	21.9%	31.3%	11.5%	22.9%	44.2%	10.3%
Too bureaucratic in its operational policies and procedures	50.0%	12.5%	22.6%	44.4%	14.3%	0.0%	42.1%	37.5%	18.8%	34.6%	22.9%	14.0%	20.7%
Staff too inaccessible	0.0%	0.0%	0.0%	11.1%	0.0%	0.0%	0.0%	3.1%	6.3%	7.7%	0.0%	4.7%	6.9%
Arrogant in its approach	0.0%	12.5%	12.9%	0.0%	0.0%	0.0%	21.1%	6.3%	12.5%	0.0%	8.6%	2.3%	6.9%
Not client focused	0.0%	25.0%	6.5%	0.0%	0.0%	0.0%	0.0%	3.1%	12.5%	3.8%	2.9%	4.7%	0.0%
The credibility of its knowledge/data	0.0%	0.0%	3.2%	11.1%	0.0%	0.0%	10.5%	3.1%	0.0%	7.7%	0.0%	4.7%	6.9%
Not willing to honestly criticize politics and reform efforts in the country	0.0%	12.5%	22.6%	0.0%	71.4%	50.0%	15.8%	12.5%	12.5%	7.7%	11.4%	16.3%	17.2%
Too influenced by developed countries	50.0%	37.5%	25.8%	55.6%	28.6%	50.0%	36.8%	34.4%	31.3%	26.9%	22.9%	25.6%	17.2%
Not enough public disclosure of its work	50.0%	12.5%	12.9%	11.1%	42.9%	0.0%	0.0%	9.4%	12.5%	34.6%	28.6%	25.6%	24.1%
World Bank processes too slow and complex	0.0%	37.5%	16.1%	33.3%	0.0%	16.7%	21.1%	18.8%	0.0%	15.4%	22.9%	7.0%	17.2%
Not aligned with country priorities	0.0%	0.0%	3.2%	0.0%	0.0%	0.0%	0.0%	9.4%	12.5%	3.8%	11.4%	4.7%	13.8%
Not aligned with other donors' work	0.0%	0.0%	0.0%	0.0%	0.0%	0.0%	0.0%	0.0%	0.0%	0.0%	0.0%	0.0%	3.4%
Other	0.0%	0.0%	9.7%	11.1%	0.0%	0.0%	5.3%	6.3%	12.5%	0.0%	11.4%	0.0%	6.9%

B. Overall Attitudes toward the World Bank (continued)

Which World Bank instruments do you believe are the MOST effective in reducing poverty in Indonesia? (Choose no more than TWO)

Percentage of Respondents	Office of President	Office of Minister	Employee of a Ministry	Consultant on Bank project/PMU	Local Government	Independent Government Institution	Bi- or Multi-lateral Agency	NGO	Private Sector	Financial Sector/ Private Bank	Academia	Media	Other
Investment lending	50.0%	12.5%	38.7%	66.7%	28.6%	50.0%	47.4%	18.8%	50.0%	53.8%	30.6%	30.2%	44.8%
Capacity development	0.0%	37.5%	67.7%	33.3%	85.7%	66.7%	52.6%	59.4%	62.5%	30.8%	75.0%	51.2%	51.7%
Policy based lending / Budget support to the Government	0.0%	12.5%	25.8%	22.2%	28.6%	50.0%	10.5%	25.0%	6.3%	26.9%	13.9%	30.2%	20.7%
Analytical work	50.0%	25.0%	9.7%	0.0%	0.0%	16.7%	21.1%	37.5%	25.0%	26.9%	33.3%	14.0%	20.7%
Technical assistance	100.0%	62.5%	35.5%	44.4%	0.0%	16.7%	47.4%	37.5%	37.5%	46.2%	33.3%	32.6%	31.0%
Trust Fund management	0.0%	12.5%	12.9%	11.1%	14.3%	0.0%	10.5%	12.5%	0.0%	3.8%	8.3%	7.0%	6.9%
Don't know	0.0%	12.5%	0.0%	11.1%	14.3%	0.0%	0.0%	3.1%	0.0%	3.8%	0.0%	7.0%	10.3%

Which World Bank instruments do you believe are LEAST effective in helping to reduce poverty in Indonesia? (Choose no more than TWO)

Percentage of Respondents	Office of President	Office of Minister	Employee of a Ministry	Consultant on Bank project/PMU	Local Government	Independent Government Institution	Bi- or Multi-lateral Agency	NGO	Private Sector	Financial Sector/ Private Bank	Academia	Media	Other
Investment lending	50.0%	50.0%	20.0%	11.1%	28.6%	33.3%	20.0%	46.9%	12.5%	26.9%	36.1%	20.9%	10.7%
Capacity development	0.0%	0.0%	3.3%	11.1%	0.0%	0.0%	10.0%	12.5%	6.3%	7.7%	8.3%	7.0%	10.7%
Policy based lending / Budget support to the Government	50.0%	25.0%	40.0%	55.6%	28.6%	33.3%	30.0%	43.8%	50.0%	26.9%	55.6%	34.9%	32.1%
Analytical work	50.0%	37.5%	26.7%	22.2%	14.3%	33.3%	20.0%	9.4%	31.3%	26.9%	16.7%	18.6%	17.9%
Technical assistance	0.0%	0.0%	30.0%	44.4%	57.1%	16.7%	20.0%	25.0%	25.0%	23.1%	25.0%	32.6%	21.4%
Trust Fund management	0.0%	37.5%	26.7%	22.2%	28.6%	33.3%	45.0%	21.9%	18.8%	46.2%	16.7%	23.3%	32.1%
Don't know	0.0%	12.5%	20.0%	11.1%	14.3%	16.7%	15.0%	18.8%	18.8%	3.8%	11.1%	16.3%	35.7%

In addition to the regular relations with the national government as its main interlocutor, which TWO of the following groups should the World Bank collaborate with more in your country to ensure better development results there? (Choose no more than TWO)?

Percentage of Respondents	Office of President	Office of Minister	Employee of a Ministry	Consultant on Bank project/PMU	Local Government	Independent Government Institution	Bi- or Multi-lateral Agency	NGO	Private Sector	Financial Sector/ Private Bank	Academia	Media	Other
Local Government	0.0%	12.5%	3.2%	22.2%	14.3%	33.3%	25.0%	50.0%	6.3%	3.8%	16.7%	23.3%	10.3%
Private sector	0.0%	37.5%	51.6%	66.7%	71.4%	16.7%	60.0%	37.5%	25.0%	26.9%	33.3%	25.6%	37.9%
Donor community	50.0%	50.0%	35.5%	0.0%	28.6%	33.3%	20.0%	21.9%	25.0%	23.1%	25.0%	14.0%	20.7%
Academia/think tanks/research institutes	50.0%	12.5%	25.8%	33.3%	0.0%	0.0%	15.0%	6.3%	50.0%	30.8%	11.1%	18.6%	24.1%
Media	0.0%	37.5%	19.4%	11.1%	28.6%	50.0%	15.0%	40.6%	18.8%	34.6%	27.8%	27.9%	17.2%
Other	0.0%	0.0%	6.5%	11.1%	0.0%	16.7%	15.0%	6.3%	6.3%	0.0%	0.0%	4.7%	0.0%
Beneficiaries	0.0%	0.0%	3.2%	0.0%	0.0%	0.0%	0.0%	0.0%	0.0%	11.5%	2.8%	7.0%	0.0%
Foundations	100.0%	25.0%	22.6%	22.2%	28.6%	50.0%	15.0%	18.8%	25.0%	50.0%	61.1%	27.9%	37.9%
Faith based organizations	0.0%	0.0%	9.7%	0.0%	0.0%	0.0%	25.0%	6.3%	31.3%	7.7%	8.3%	2.3%	10.3%
Community Based Organizations (CBOs)	0.0%	0.0%	6.5%	0.0%	0.0%	0.0%	0.0%	3.1%	6.3%	3.8%	5.6%	30.2%	10.3%
NGOs	0.0%	0.0%	3.2%	0.0%	0.0%	0.0%	5.0%	0.0%	0.0%	0.0%	0.0%	0.0%	6.9%
Parliament	0.0%	12.5%	6.5%	11.1%	0.0%	0.0%	5.0%	3.1%	0.0%	0.0%	5.6%	2.3%	13.8%

D. The World Bank's Knowledge

When thinking about the development challenges in Indonesia, where do you believe it would be most valuable for the World Bank to focus its research and knowledge efforts in the next few years? (Choose no more than THREE)

Percentage of Respondents	Office of President	Office of Minister	Employee of a Ministry	Consultant on Bank project/PMU	Local Government	Independent Government Institution	Bi- or Multi-lateral Agency	NGO	Private Sector	Financial Sector/Private Bank	Academia	Media	Other
Public sector governance	0.0%	62.5%	25.8%	0.0%	57.1%	33.3%	65.0%	37.5%	6.3%	23.1%	44.4%	18.6%	34.5%
Gender	0.0%	0.0%	0.0%	0.0%	0.0%	0.0%	0.0%	12.5%	0.0%	0.0%	5.6%	2.3%	0.0%
Domestic private sector development	0.0%	37.5%	12.9%	0.0%	0.0%	0.0%	20.0%	0.0%	18.8%	7.7%	8.3%	23.3%	20.7%
Foreign investment	0.0%	0.0%	3.2%	0.0%	14.3%	0.0%	15.0%	0.0%	12.5%	0.0%	2.8%	4.7%	0.0%
Water and sanitation	0.0%	0.0%	0.0%	22.2%	0.0%	0.0%	10.0%	9.4%	12.5%	3.8%	5.6%	2.3%	3.4%
Trade and exports	0.0%	0.0%	3.2%	0.0%	14.3%	0.0%	10.0%	0.0%	6.3%	3.8%	0.0%	2.3%	3.4%
Economic growth	50.0%	0.0%	32.3%	33.3%	28.6%	16.7%	10.0%	9.4%	18.8%	26.9%	19.4%	18.6%	13.8%
Energy	0.0%	12.5%	9.7%	22.2%	0.0%	0.0%	0.0%	3.1%	0.0%	7.7%	2.8%	7.0%	0.0%
Disaster management	0.0%	0.0%	0.0%	0.0%	0.0%	0.0%	0.0%	0.0%	0.0%	3.8%	0.0%	4.7%	3.4%
Monitoring and evaluation	0.0%	0.0%	0.0%	11.1%	0.0%	0.0%	5.0%	0.0%	0.0%	11.5%	8.3%	4.7%	3.4%
Education	50.0%	25.0%	35.5%	11.1%	28.6%	50.0%	5.0%	21.9%	18.8%	15.4%	19.4%	39.5%	20.7%
Social protection	50.0%	0.0%	6.5%	0.0%	0.0%	0.0%	5.0%	9.4%	6.3%	7.7%	8.3%	4.7%	6.9%
Climate change	0.0%	25.0%	0.0%	11.1%	0.0%	0.0%	5.0%	12.5%	0.0%	0.0%	8.3%	2.3%	0.0%
Poverty reduction	50.0%	37.5%	25.8%	11.1%	14.3%	50.0%	20.0%	43.8%	12.5%	15.4%	25.0%	23.3%	34.5%
Law and justice	50.0%	12.5%	12.9%	22.2%	14.3%	16.7%	10.0%	12.5%	12.5%	11.5%	8.3%	9.3%	17.2%
Anti-corruption	0.0%	25.0%	9.7%	22.2%	14.3%	0.0%	5.0%	28.1%	12.5%	15.4%	22.2%	27.9%	20.7%
Financial markets	50.0%	0.0%	0.0%	0.0%	0.0%	16.7%	0.0%	0.0%	6.3%	15.4%	0.0%	0.0%	3.4%
Equality of opportunity	0.0%	0.0%	0.0%	0.0%	0.0%	16.7%	0.0%	0.0%	6.3%	3.8%	5.6%	0.0%	0.0%
Urban development	0.0%	0.0%	3.2%	11.1%	0.0%	0.0%	15.0%	0.0%	0.0%	0.0%	2.8%	2.3%	6.9%
Regional integration	0.0%	12.5%	0.0%	0.0%	0.0%	0.0%	5.0%	0.0%	12.5%	0.0%	2.8%	4.7%	0.0%
Global information and communications technology	0.0%	0.0%	0.0%	0.0%	14.3%	0.0%	0.0%	3.1%	0.0%	3.8%	0.0%	2.3%	6.9%
Transport	0.0%	12.5%	9.7%	22.2%	0.0%	16.7%	10.0%	3.1%	0.0%	7.7%	2.8%	7.0%	3.4%
Agricultural development	0.0%	12.5%	9.7%	11.1%	28.6%	0.0%	5.0%	12.5%	12.5%	7.7%	11.1%	9.3%	6.9%
Natural resource management	0.0%	0.0%	12.9%	33.3%	14.3%	0.0%	10.0%	9.4%	12.5%	0.0%	5.6%	4.7%	10.3%
Public financial management	0.0%	0.0%	12.9%	0.0%	0.0%	16.7%	20.0%	3.1%	0.0%	7.7%	5.6%	2.3%	3.4%
Labor markets/job creation/employment	0.0%	0.0%	0.0%	0.0%	0.0%	0.0%	10.0%	6.3%	18.8%	15.4%	5.6%	7.0%	13.8%
Health	0.0%	12.5%	6.5%	0.0%	0.0%	16.7%	0.0%	12.5%	6.3%	11.5%	5.6%	11.6%	0.0%
Rural development	0.0%	12.5%	19.4%	11.1%	14.3%	33.3%	5.0%	15.6%	6.3%	19.2%	25.0%	16.3%	10.3%
Global integration	0.0%	0.0%	3.2%	0.0%	0.0%	0.0%	5.0%	0.0%	0.0%	0.0%	2.8%	0.0%	0.0%
Food security	0.0%	0.0%	9.7%	11.1%	14.3%	0.0%	5.0%	6.3%	6.3%	3.8%	2.8%	7.0%	10.3%
Environmental sustainability	0.0%	0.0%	9.7%	22.2%	28.6%	0.0%	5.0%	12.5%	18.8%	0.0%	11.1%	0.0%	6.9%
Regulatory framework	0.0%	0.0%	3.2%	0.0%	0.0%	0.0%	10.0%	3.1%	6.3%	3.8%	0.0%	0.0%	6.9%
Basic infrastructure	0.0%	0.0%	16.1%	0.0%	0.0%	16.7%	10.0%	6.3%	12.5%	30.8%	13.9%	9.3%	20.7%
Communicable/non-communicable disease	0.0%	0.0%	0.0%	0.0%	0.0%	0.0%	0.0%	3.1%	0.0%	0.0%	0.0%	0.0%	0.0%

How effective do you believe the World Bank's knowledge and research are at ...? (1-Not effective at all, 10-Very effective)

The World Bank's Knowledge

	Which of the following best describes your current position?																																									
	Office of the President			Office of Minister			Employee of Ministry			PMU/Consultant on Bank project			Local Government			Independent Government Institution			Bilateral or Multilateral Agency			NGOs			Private Sector			Financial Sector/Private Bank			Academia			Media			Other			Total		
	N	Mean	SD	N	Mean	SD	N	Mean	SD	N	Mean	SD	N	Mean	SD	N	Mean	SD	N	Mean	SD	N	Mean	SD	N	Mean	SD	N	Mean	SD	N	Mean	SD	N	Mean	SD	N	Mean	SD			
Raising your awareness of the particular topic	2	4.50	2.12	7	7.00	1.41	29	6.55	2.10	9	6.56	.88	7	6.71	1.70	6	6.00	1.10	20	7.45	1.36	29	6.45	1.99	15	6.67	2.13	24	6.63	2.18	36	6.56	1.83	40	6.98	1.46	25	6.56	2.24	249	6.68	1.84
Stimulating public debate/dialogue	2	4.50	3.54	7	6.29	1.70	29	6.69	1.34	8	6.88	1.25	7	6.43	1.62	6	6.33	1.21	19	6.21	1.40	32	5.75	1.90	16	6.37	1.89	23	6.61	1.88	36	6.61	1.71	41	6.78	1.72	25	6.12	2.15	251	6.41	1.74
Enhancing your knowledge and/or skills	2	5.00	2.83	7	7.86	.69	29	7.14	1.87	9	7.22	.67	7	6.86	1.95	6	6.67	1.75	19	7.68	1.06	32	6.06	2.15	16	6.44	2.00	25	6.80	1.91	36	7.06	1.58	41	7.07	1.71	28	6.75	2.25	257	6.89	1.83
Contributing to good policy making	2	5.00	2.83	7	7.71	1.11	29	6.62	1.97	9	6.78	.67	7	5.57	1.81	6	6.17	1.47	19	6.95	1.47	31	5.87	2.09	16	6.31	1.30	25	6.68	1.84	35	6.71	1.67	40	7.08	1.42	25	6.72	1.86	251	6.62	1.73
Providing support for program implementation	2	6.00	1.41	6	7.67	.52	29	6.52	1.84	9	7.11	1.05	7	6.00	2.45	6	6.67	1.51	18	6.56	1.29	32	6.16	1.94	15	6.00	1.73	25	6.80	1.66	34	6.50	1.89	41	7.02	1.41	24	6.79	1.64	248	6.61	1.68

D. The World Bank's Knowledge (continued)

To what extent do you believe that the World Bank's knowledge and research ...? (1-To no degree at all, 10-To a very significant degree)

The World Bank's Knowledge																																							
	Which of the following best describes your current position?																																						
	Office of the President			Office of Minister			Employee of Ministry			PMU/ Consultant on Bank project			Local Government			Independent Government Institution			Bilateral or Multilateral Agency			NGOs			Private Sector			Financial Sector/ Private Bank			Academia			Media			Other		
	N	Mean	SD	N	Mean	SD	N	Mean	SD	N	Mean	SD	N	Mean	SD	N	Mean	SD	N	Mean	SD	N	Mean	SD	N	Mean	SD	N	Mean	SD	N	Mean	SD	N	Mean	SD			
Are timely*	2	3.50	3.54	7	7.00	1.15	26	6.81	1.77	8	6.63	.92	6	5.33	1.86	6	6.67	1.21	17	7.53	1.12	27	5.89	1.60	13	6.86	1.14	23	6.52	2.06	33	6.64	1.75	37	6.70	1.47	24	6.71	1.46
Include appropriate level of stakeholder involvement during preparation*	2	4.50	3.54	7	6.57	.98	28	6.93	1.39	9	6.78	1.20	7	5.14	1.46	6	6.50	1.05	16	7.25	1.24	30	5.30	1.91	12	6.75	1.36	23	6.70	2.03	33	6.27	1.77	40	6.52	1.43	26	6.19	1.94
Are relevant to Indonesia's development priorities*	2	5.00	2.83	7	6.86	.90	29	6.55	1.80	9	6.56	1.24	7	5.14	2.48	6	6.33	1.03	20	7.25	1.16	32	5.41	1.83	14	6.57	1.34	25	6.60	1.76	35	6.23	1.66	41	6.49	1.82	25	6.04	1.97
Provide feasible recommendations	2	5.50	2.12	7	6.29	.76	29	6.38	1.82	9	6.78	1.09	7	5.71	1.80	6	6.67	1.51	18	7.06	1.21	32	5.41	1.95	14	6.29	1.33	23	6.70	1.87	35	6.54	1.62	39	6.77	1.16	25	6.16	2.13
Are accessible (well written and easy to understand)	2	6.00	1.41	7	6.00	1.63	30	6.63	1.54	9	6.56	1.13	7	6.00	2.00	6	6.83	1.83	18	7.78	.94	32	6.34	1.52	14	7.14	1.17	24	7.17	1.76	35	7.00	1.63	42	6.93	1.26	27	6.59	2.24
A source of relevant information on global good practices	2	6.50	.71	7	7.71	1.38	28	7.18	1.47	9	6.56	.73	7	7.14	1.95	6	7.50	1.05	20	7.45	1.05	31	6.29	2.04	14	7.00	1.18	22	6.77	1.95	33	6.97	1.45	41	6.85	1.56	27	6.37	2.29
Are adequately disseminated	2	7.00	.00	7	6.57	1.13	30	6.27	1.64	8	6.13	1.25	7	5.86	1.57	6	6.17	1.17	19	6.89	1.29	31	6.10	1.51	15	6.87	1.77	25	6.56	2.00	35	6.29	1.56	40	6.38	1.67	27	5.96	2.39
Are appropriately translated	2	8.00	.00	7	7.57	.79	27	6.56	1.93	8	6.63	1.30	7	6.00	1.15	6	6.33	.82	15	7.13	1.64	31	6.52	1.57	13	6.92	1.98	24	6.63	2.04	32	6.81	1.57	40	6.55	1.54	22	6.68	2.30
Are adaptable to Indonesia's development challenges	1	6.00		6	6.67	1.03	29	6.31	1.47	8	6.38	.92	7	5.43	2.07	6	6.17	1.47	19	7.16	1.01	32	5.47	1.80	14	6.43	1.40	23	6.61	1.88	34	6.21	1.57	41	6.71	1.31	27	6.11	2.22

*Significantly different between stakeholder groups

The World Bank's Knowledge																																							
	Which of the following best describes your current position?																																						
	Office of the President			Office of Minister			Employee of Ministry			PMU/ Consultant on Bank project			Local Government			Independent Government Institution			Bilateral or Multilateral Agency			NGOs			Private Sector			Financial Sector/ Private Bank			Academia			Media			Other		
	N	Mean	SD	N	Mean	SD	N	Mean	SD	N	Mean	SD	N	Mean	SD	N	Mean	SD	N	Mean	SD	N	Mean	SD	N	Mean	SD	N	Mean	SD	N	Mean	SD	N	Mean	SD			
Overall, how significant a contribution do you believe the World Bank's knowledge and research make to development results in your country?	2	6.00	1.41	8	6.75	1.67	30	6.63	1.75	9	6.67	1.50	7	6.29	1.50	6	7.17	.98	18	6.83	1.58	31	6.10	1.60	16	6.56	1.09	25	6.68	1.60	36	6.69	1.43	42	6.88	1.56	25	6.52	2.02
Overall, how would you rate the technical quality of the World Bank's knowledge/research?	2	6.00	4.24	8	7.38	1.85	29	7.34	1.56	9	7.00	.87	7	6.14	1.68	6	7.50	.84	19	7.95	.62	31	6.61	1.80	15	7.53	.92	25	7.00	1.80	36	7.58	1.18	41	7.44	1.16	26	7.04	2.01
Overall, how effective is the World Bank at providing linkage to non-Bank expertise?	2	3.50	3.54	7	6.29	1.60	23	6.61	1.50	7	6.43	.98	7	6.00	1.15	6	6.33	1.51	13	6.62	.87	26	6.12	1.40	13	6.38	1.45	21	6.48	1.99	25	6.28	1.31	38	6.87	1.21	21	6.24	1.79

(1-Not significant at all, 10-Very significant; 1-Very low technical quality, 10-Very high technical quality; 1-Not effective at all, 10-Very effective)

E. Working with the World Bank

Please rate how much you agree with the following statements, on a ten point scale. (1-Strongly disagree, 10-Strongly agree)

Working with the World Bank																																							
	Which of the following best describes your current position?																																						
	Office of the President			Office of Minister			Employee of Ministry			PMU/ Consultant on Bank project			Local Government			Independent Government Institution			Bilateral or Multilateral Agency			NGOs			Private Sector			Financial Sector/ Private Bank			Academia			Media			Other		
	N	Mean	SD	N	Mean	SD	N	Mean	SD	N	Mean	SD	N	Mean	SD	N	Mean	SD	N	Mean	SD	N	Mean	SD	N	Mean	SD	N	Mean	SD	N	Mean	SD	N	Mean	SD			
The World Bank disburses funds promptly	1	5.00	..	5	4.20	2.17	22	5.55	2.09	9	5.67	2.60	6	4.83	1.47	4	4.50	2.52	14	5.57	1.74	29	4.66	1.86	12	5.75	2.01	20	5.85	1.81	24	5.54	2.06	37	5.81	2.05	18	6.11	1.91
The World Bank effectively monitors and evaluates the projects and programs it supports*	1	8.00	..	8	6.63	1.92	27	7.22	1.42	9	7.33	1.00	7	6.43	1.81	6	6.83	1.60	18	6.67	1.50	30	5.97	2.03	12	6.67	1.30	22	6.95	1.40	32	7.06	1.68	40	7.05	1.26	24	7.79	1.53
The World Bank's approvals and reviews are done in a timely fashion*	1	5.00	..	7	5.29	1.25	27	6.59	1.89	9	6.44	1.74	6	5.67	1.51	6	6.33	1.21	12	6.25	1.60	29	5.14	1.77	11	6.27	1.68	20	6.75	1.68	24	6.08	2.10	39	6.97	1.35	21	7.24	1.26
The World Bank's safeguard policy requirements are reasonable	1	6.00	..	8	5.75	1.58	25	6.44	1.64	6	6.67	.82	7	5.14	2.12	5	6.40	1.14	12	6.75	1.14	29	5.59	1.88	11	6.55	1.44	20	6.45	1.88	25	6.32	2.15	39	6.85	1.39	20	6.95	.94
The World Bank imposes reasonable conditions on its lending*	1	6.00	..	7	5.14	2.04	27	6.37	1.52	8	6.38	1.19	7	4.14	1.86	5	5.80	1.64	12	6.25	1.60	26	5.23	2.03	11	6.45	1.44	22	5.95	1.86	24	6.42	2.04	40	6.53	1.63	17	7.12	1.27
Working with the World Bank increases Indonesia's institutional capacity	1	7.00	..	7	6.00	1.63	29	6.79	1.95	9	6.89	1.17	7	5.00	2.08	6	6.67	1.03	18	6.83	1.38	30	5.83	2.00	13	6.62	1.66	21	6.62	1.80	32	6.59	1.86	42	7.02	1.46	26	6.73	2.31
The World Bank ensures consistency and continuity through staff changes	1	7.00	..	5	6.60	1.34	18	6.78	1.86	6	7.00	.63	5	5.80	1.30	6	6.50	1.38	13	6.54	1.13	22	5.45	1.57	10	6.20	1.69	17	6.94	1.20	23	6.39	1.70	37	6.81	1.41	17	6.88	1.76
The World Bank's teams and visits are well coordinated	1	8.00	..	5	6.60	1.34	27	6.63	1.64	8	7.00	1.07	7	6.29	1.80	6	7.00	1.10	12	6.33	1.44	27	6.11	1.65	12	6.42	1.56	20	7.20	1.11	27	6.56	1.87	36	6.94	1.87	21	7.00	1.87
Where country systems are adequate, the World Bank makes appropriate use of them	1	6.00	..	6	6.50	1.52	23	6.61	1.70	8	6.50	1.20	5	6.40	1.34	5	6.40	1.52	13	6.54	1.51	28	5.93	1.92	10	6.30	.95	20	6.75	1.52	27	6.59	1.62	36	6.58	1.16	17	7.18	1.33

*Significantly different between stakeholder groups

F. The Future Role of the World Bank in Indonesia

The Future Role of the World Bank in Indonesia																																							
	Which of the following best describes your current position?																																						
	Office of the President			Office of Minister			Employee of Ministry			PMU/ Consultant on Bank project			Local Government			Independent Government Institution			Bilateral or Multilateral Agency			NGOs			Private Sector			Financial Sector/ Private Bank			Academia			Media			Other		
	N	Mean	SD	N	Mean	SD	N	Mean	SD	N	Mean	SD	N	Mean	SD	N	Mean	SD	N	Mean	SD	N	Mean	SD	N	Mean	SD	N	Mean	SD	N	Mean	SD	N	Mean	SD			
How significant a role do you believe the World Bank should play in Indonesia's development over the medium term in the near future?	1	7.00		7	6.71	2.14	29	6.97	1.59	9	6.89	1.27	7	6.43	2.37	6	6.50	1.64	20	6.60	1.27	32	6.13	2.34	16	6.44	2.39	25	7.72	1.21	35	7.03	1.40	39	7.10	1.41	29	6.62	2.32

(1-Not a significant role at all, 10-Very significant role)

Which of the following SHOULD the World Bank do to make itself of greater value in Indonesia? (Choose no more than TWO)

Percentage of Respondents	Office of President	Office of Minister	Employee of a Ministry	Consultant on Bank project/PMU	Local Government	Independent Government Institution	Bi- or Multi-lateral Agency	NGO	Private Sector	Financial Sector/ Private Bank	Academia	Media	Other
Improve the quality of its experts as related to Indonesia's specific challenges	0.0%	50.0%	40.0%	44.4%	28.6%	33.3%	30.0%	28.1%	37.5%	42.3%	50.0%	53.5%	48.3%
Reduce the complexity of obtaining World Bank financing	50.0%	25.0%	36.7%	33.3%	42.9%	16.7%	15.0%	31.3%	37.5%	34.6%	25.0%	18.6%	24.1%
Focus primarily on advocacy issues	0.0%	37.5%	10.0%	0.0%	0.0%	0.0%	20.0%	25.0%	18.8%	11.5%	25.0%	9.3%	13.8%
Improve the competitiveness of its financing compared to markets	0.0%	12.5%	26.7%	11.1%	42.9%	83.3%	15.0%	18.8%	6.3%	19.2%	8.3%	25.6%	20.7%
Ensure greater selectivity in its work	50.0%	12.5%	10.0%	22.2%	0.0%	0.0%	15.0%	18.8%	12.5%	11.5%	16.7%	11.6%	17.2%
Provide more adequate data/knowledge/statistics/figures on Indonesia's economy	100.0%	25.0%	33.3%	22.2%	14.3%	33.3%	25.0%	21.9%	12.5%	38.5%	33.3%	34.9%	27.6%
Offer more innovative financial products	0.0%	12.5%	13.3%	22.2%	0.0%	16.7%	25.0%	9.4%	6.3%	15.4%	5.6%	11.6%	17.2%
Offer more innovative knowledge services	0.0%	12.5%	23.3%	0.0%	28.6%	16.7%	40.0%	25.0%	31.3%	19.2%	22.2%	18.6%	20.7%
Other	0.0%	0.0%	3.3%	11.1%	28.6%	0.0%	0.0%	15.6%	18.8%	0.0%	8.3%	2.3%	6.9%

G. Communication and Information Sharing

Where do you get most of your information about economic and social development issues in CAR? (Choose no more than TWO)

Percentage of Respondents	Office of President	Office of Minister	Employee of a Ministry	Consultant on Bank project/PMU	Local Government	Independent Government Institution	Bi- or Multi-lateral Agency	NGO	Private Sector	Financial Sector/ Private Bank	Academia	Media	Other
Local newspapers	0.0%	87.5%	71.0%	77.8%	85.7%	50.0%	75.0%	87.5%	75.0%	73.1%	86.1%	72.1%	75.9%
International newspapers	50.0%	0.0%	9.7%	0.0%	0.0%	33.3%	15.0%	6.3%	18.8%	7.7%	11.1%	9.3%	3.4%
Local radio	0.0%	0.0%	0.0%	0.0%	0.0%	0.0%	0.0%	0.0%	0.0%	0.0%	0.0%	9.3%	0.0%
International radio	0.0%	0.0%	0.0%	0.0%	0.0%	0.0%	0.0%	0.0%	0.0%	0.0%	0.0%	0.0%	0.0%
Local television	0.0%	25.0%	35.5%	0.0%	14.3%	16.7%	10.0%	18.8%	25.0%	26.9%	22.2%	23.3%	41.4%
International television	0.0%	0.0%	6.5%	11.1%	14.3%	33.3%	0.0%	0.0%	6.3%	7.7%	0.0%	0.0%	10.3%
Periodicals	0.0%	12.5%	19.4%	0.0%	14.3%	16.7%	15.0%	9.4%	18.8%	11.5%	19.4%	9.3%	6.9%
Internet	100.0%	75.0%	54.8%	100.0%	57.1%	50.0%	75.0%	68.8%	50.0%	65.4%	55.6%	69.8%	44.8%
Blogs	0.0%	0.0%	0.0%	0.0%	0.0%	0.0%	0.0%	0.0%	0.0%	0.0%	0.0%	0.0%	0.0%
Mobile phones	0.0%	0.0%	0.0%	0.0%	0.0%	0.0%	0.0%	0.0%	0.0%	0.0%	0.0%	0.0%	0.0%
Instant messaging	50.0%	0.0%	0.0%	0.0%	0.0%	0.0%	0.0%	0.0%	0.0%	3.8%	0.0%	0.0%	0.0%
Other	0.0%	0.0%	3.2%	11.1%	14.3%	0.0%	5.0%	6.3%	6.3%	3.8%	5.6%	0.0%	13.8%

How would you prefer to receive information from the World Bank? (Choose no more than TWO)

Percentage of Respondents	Office of President	Office of Minister	Employee of a Ministry	Consultant on Bank project/PMU	Local Government	Independent Government Institution	Bi- or Multi-lateral Agency	NGO	Private Sector	Financial Sector/ Private Bank	Academia	Media	Other
World Bank website	0.0%	37.5%	45.2%	55.6%	71.4%	66.7%	55.0%	68.8%	43.8%	50.0%	50.0%	44.2%	58.6%
Direct contact with World Bank	50.0%	25.0%	61.3%	22.2%	14.3%	33.3%	30.0%	15.6%	37.5%	38.5%	38.9%	41.9%	27.6%
e-Newsletters	50.0%	25.0%	12.9%	33.3%	14.3%	16.7%	30.0%	12.5%	31.3%	11.5%	16.7%	18.6%	6.9%
Instant messaging	0.0%	0.0%	0.0%	0.0%	0.0%	0.0%	0.0%	3.1%	6.3%	0.0%	0.0%	4.7%	3.4%
World Bank seminars/workshops/conferences	0.0%	62.5%	25.8%	44.4%	14.3%	16.7%	40.0%	31.3%	37.5%	34.6%	22.2%	25.6%	34.5%
World Bank Public Information Center	0.0%	0.0%	12.9%	11.1%	42.9%	0.0%	10.0%	3.1%	0.0%	11.5%	5.6%	9.3%	10.3%
World Bank publications and other written materials	100.0%	25.0%	38.7%	22.2%	28.6%	66.7%	25.0%	53.1%	18.8%	42.3%	61.1%	25.6%	41.4%
Mobile phones	0.0%	0.0%	0.0%	0.0%	0.0%	0.0%	0.0%	0.0%	0.0%	0.0%	0.0%	0.0%	0.0%
Social media (Facebook, Twitter, YouTube)	0.0%	12.5%	3.2%	11.1%	14.3%	0.0%	5.0%	9.4%	0.0%	3.8%	2.8%	9.3%	0.0%
Blogs	0.0%	0.0%	0.0%	0.0%	0.0%	0.0%	0.0%	0.0%	0.0%	0.0%	0.0%	0.0%	0.0%
Other	0.0%	0.0%	0.0%	0.0%	0.0%	0.0%	0.0%	0.0%	0.0%	0.0%	0.0%	4.7%	6.9%

Are you aware of the World Bank's Access to Information Policy under which the Bank will now disclose any information in its possession that is not a list of exceptions?

Percentage of Respondents	Office of President	Office of Minister	Employee of a Ministry	Consultant on Bank project/PMU	Local Government	Independent Government Institution	Bi- or Multi-lateral Agency	NGO	Private Sector	Financial Sector/ Private Bank	Academia	Media	Other
Yes	0.0%	25.0%	25.8%	33.3%	42.9%	33.3%	40.0%	40.6%	31.3%	34.6%	44.4%	41.9%	34.5%
No	100.0%	75.0%	74.2%	66.7%	57.1%	66.7%	60.0%	59.4%	68.8%	65.4%	55.6%	58.1%	65.5%

Have you requested information from the World Bank on its activities in the past year?*

Percentage of Respondents	Office of President	Office of Minister	Employee of a Ministry	Consultant on Bank project/PMU	Local Government	Independent Government Institution	Bi- or Multi-lateral Agency	NGO	Private Sector	Financial Sector/ Private Bank	Academia	Media	Other
Yes	50.0%	37.5%	22.6%	22.2%	14.3%	50.0%	60.0%	50.0%	25.0%	19.2%	47.2%	18.6%	27.6%
No	50.0%	62.5%	77.4%	77.8%	85.7%	50.0%	40.0%	50.0%	75.0%	80.8%	52.8%	81.4%	72.4%

*Significantly different between stakeholder groups

Were you able to obtain this information?

Percentage of Respondents	Office of President	Office of Minister	Employee of a Ministry	Consultant on Bank project/PMU	Local Government	Independent Government Institution	Bi- or Multi-lateral Agency	NGO	Private Sector	Financial Sector/ Private Bank	Academia	Media	Other
Yes	100.0%	100.0%	100.0%	50.0%	100.0%	100.0%	100.0%	93.8%	75.0%	100.0%	94.1%	75.0%	75.0%
No	0.0%	0.0%	0.0%	50.0%	0.0%	0.0%	0.0%	6.3%	25.0%	0.0%	5.9%	25.0%	25.0%

G. Communication and Information Sharing (continued)

Do you have access to the Internet?

Percentage of Respondents	Office of President	Office of Minister	Employee of a Ministry	Consultant on Bank project/PMU	Local Government	Independent Government Institution	Bi- or Multi-lateral Agency	NGO	Private Sector	Financial Sector/Private Bank	Academia	Media	Other
Yes	100.0%	100.0%	100.0%	100.0%	100.0%	100.0%	100.0%	100%	100%	100.0%	100.0%	100%	100%
No	0.0%	0.0%	0.0%	0.0%	0.0%	0.0%	0.0%	0.0%	0.0%	0.0%	0.0%	0.0%	0.0%

Do you use/have used the World Bank website?

Percentage of Respondents	Office of President	Office of Minister	Employee of a Ministry	Consultant on Bank project/PMU	Local Government	Independent Government Institution	Bi- or Multi-lateral Agency	NGO	Private Sector	Financial Sector/Private Bank	Academia	Media	Other
Yes	50.0%	62.5%	87.1%	100.0%	71.4%	83.3%	89.5%	90.6%	87.5%	80.8%	88.6%	72.1%	86.2%
No	50.0%	37.5%	12.9%	0.0%	28.6%	16.7%	10.5%	9.4%	12.5%	19.2%	11.4%	27.9%	13.8%

Which do you primarily use?

Percentage of Respondents	Office of President	Office of Minister	Employee of a Ministry	Consultant on Bank project/PMU	Local Government	Independent Government Institution	Bi- or Multi-lateral Agency	NGO	Private Sector	Financial Sector/Private Bank	Academia	Media	Other
The World Bank's country website (www.worldbank.org/indonesia)	100.0%	60.0%	34.6%	44.4%	60.0%	16.7%	47.1%	65.5%	66.7%	61.9%	46.9%	75.8%	56.0%
The World Bank's main website (www.worldbank.org)	0.0%	40.0%	65.4%	55.6%	40.0%	83.3%	52.9%	34.5%	33.3%	38.1%	53.1%	24.2%	44.0%

Do you use/have you used the World Bank's Public Information Centers (PICs) in Indonesia?

Percentage of Respondents	Office of President	Office of Minister	Employee of a Ministry	Consultant on Bank project/PMU	Local Government	Independent Government Institution	Bi- or Multi-lateral Agency	NGO	Private Sector	Financial Sector/Private Bank	Academia	Media	Other
Yes	0.0%	37.5%	19.4%	22.2%	28.6%	33.3%	30.0%	34.4%	6.3%	19.2%	16.7%	20.9%	10.3%
No	50.0%	50.0%	51.6%	55.6%	57.1%	66.7%	40.0%	43.8%	68.8%	53.8%	61.1%	55.8%	62.1%
I don't know what a PIC is	50.0%	12.5%	29.0%	22.2%	14.3%	0.0%	30.0%	21.9%	25.0%	26.9%	22.2%	23.3%	27.6%

Please rate how much you agree with the following statements, on a ten point scale. (1-Strongly disagree, 10-Strongly agree)

Communication and Information Sharing

	Which of the following best describes your current position?																																						
	Office of the President			Office of Minister			Employee of Ministry			PMU/ Consultant on Bank project			Local Government			Independent Government Institution			Bilateral or Multilateral Agency			NGOs			Private Sector			Financial Sector/Private Bank			Academia			Media			Other		
	N	Mean	SD	N	Mean	SD	N	Mean	SD	N	Mean	SD	N	Mean	SD	N	Mean	SD	N	Mean	SD	N	Mean	SD	N	Mean	SD	N	Mean	SD	N	Mean	SD	N	Mean	SD			
I use more data from the World Bank as a result of the organization's Open Data policy	1	6.00	..	6	5.83	1.94	26	5.23	2.47	9	6.11	1.54	6	5.00	2.10	6	5.83	2.04	15	5.07	2.12	29	5.45	2.50	14	6.29	2.02	21	5.57	2.36	32	6.34	2.21	36	5.81	2.07	20	5.35	2.85
The World Bank's PIC is a valuable source of information related to development in Indonesia				3	8.00	1.00	6	8.17	.75	2	6.50	.71	2	6.50	4.95	2	6.00	.00	8	7.13	1.64	11	5.73	1.95	2	6.50	.71	7	5.86	2.41	8	7.38	1.30	11	7.09	1.51	4	5.50	3.32
I find the World Bank websites easy to navigate	1	7.00	..	5	8.00	.71	26	7.35	1.52	9	6.56	1.24	6	6.67	1.37	6	6.33	1.37	17	7.29	1.40	29	6.66	1.78	14	6.71	.99	22	6.41	2.24	31	7.61	1.52	31	7.16	1.44	24	6.29	2.22
I find the information on the World Bank's websites useful	1	7.00	..	5	7.80	.84	26	7.38	1.63	9	7.11	.78	6	6.17	1.72	6	6.83	1.47	17	7.71	1.21	29	6.83	1.97	15	7.00	1.07	22	7.05	1.86	31	7.77	1.18	30	7.43	1.33	24	6.88	2.17
When I need information from the World Bank I know how to find it	1	9.00	..	7	6.14	1.46	27	6.52	1.74	9	6.89	.93	6	6.17	1.94	6	5.67	1.21	20	6.40	1.82	29	6.00	2.17	14	6.00	2.15	21	5.52	2.04	31	6.45	1.89	36	5.94	2.30	24	6.37	2.43
The World Bank is responsive to my information requests and inquiries	1	9.00	..	6	6.33	1.21	24	6.46	1.44	8	6.88	.83	5	6.00	1.41	5	7.00	1.00	16	6.88	1.71	27	5.81	2.18	13	6.00	1.63	16	5.75	1.73	20	6.75	1.48	30	5.90	2.16	19	6.95	1.75

H. Background Information

Currently, do you professionally collaborate/work with the World Bank in your country?

Percentage of Respondents	Office of President	Office of Minister	Employee of a Ministry	Consultant on Bank project/PMU	Local Government	Independent Government Institution	Bi- or Multi-lateral Agency	NGO	Private Sector	Financial Sector/ Private Bank	Academia	Media	Other
Yes	50.0%	50.0%	58.1%	88.9%	14.3%	50.0%	80.0%	43.8%	37.5%	11.5%	41.7%	14.0%	41.4%
No	50.0%	50.0%	41.9%	11.1%	85.7%	50.0%	20.0%	56.3%	62.5%	88.5%	58.3%	86.0%	58.6%

Which of the following describes most of your exposure to the World Bank in Indonesia? (Choose no more than TWO)

Percentage of Respondents	Office of President	Office of Minister	Employee of a Ministry	Consultant on Bank project/PMU	Local Government	Independent Government Institution	Bi- or Multi-lateral Agency	NGO	Private Sector	Financial Sector/ Private Bank	Academia	Media	Other
Observer (i.e., follow in media, discuss in informal conversations, etc.)	50.0%	12.5%	16.1%	11.1%	85.7%	33.3%	15.0%	21.9%	18.8%	38.5%	30.6%	44.2%	27.6%
Use World Bank reports/data	50.0%	62.5%	41.9%	11.1%	14.3%	50.0%	35.0%	37.5%	37.5%	23.1%	30.6%	51.2%	41.4%
Engage in World Bank related/sponsored events/activities	0.0%	25.0%	45.2%	44.4%	14.3%	16.7%	45.0%	50.0%	56.3%	15.4%	38.9%	25.6%	48.3%
Collaborate as part of my professional duties	50.0%	50.0%	48.4%	55.6%	42.9%	16.7%	70.0%	34.4%	31.3%	15.4%	47.2%	11.6%	31.0%
Use World Bank website for information, data, research, etc.	0.0%	12.5%	22.6%	33.3%	28.6%	16.7%	10.0%	43.8%	18.8%	61.5%	27.8%	32.6%	41.4%

Appendix C: Responses to All Questions by Geographic Location

A. General Issues facing Indonesia

In general, would you say that Indonesia is headed in...?

Percentage of Respondents	Jabodetabek	Outside of Jabodetabek
The right direction	61.7%	36.6%
The wrong direction	3.2%	4.9%
Not sure	35.1%	58.5%

Listed below are a number of development priorities in Indonesia.

Please identify which of these you consider the 1st, 2nd, and 3rd most important development priority.

1st Most Important		
Percentage of Respondents	Jabodetabek	Outside of Jabodetabek
Bureaucratic reform and governance	36.8%	38.5%
Education	17.7%	17.9%
Health care	1.8%	0.0%
Poverty alleviation	9.1%	15.4%
Food security	3.2%	5.1%
Infrastructure	10.9%	2.6%
Investment and business climate	1.8%	2.6%
Energy sector	0.5%	0.0%
Environment and disaster risk management	0.0%	0.0%
Disadvantaged, borders, and post conflict areas	0.5%	0.0%
Culture, creativity, and technology innovation	0.0%	2.6%
People's welfare	5.0%	0.0%
Economy	4.1%	10.3%
Politics, law, and security	8.6%	5.1%

2nd Most Important		
Percentage of Respondents	Jabodetabek	Outside of Jabodetabek
Bureaucratic reform and governance	13.6%	10.0%
Education	16.4%	15.0%
Health care	6.8%	15.0%
Poverty alleviation	13.2%	10.0%
Food security	3.2%	2.5%
Infrastructure	15.0%	20.0%
Investment and business climate	4.5%	2.5%
Energy sector	1.8%	2.5%
Environment and disaster risk management	1.8%	2.5%
Disadvantaged, borders, and post conflict areas	2.3%	5.0%
Culture, creativity, and technology innovation	1.4%	2.5%
People's welfare	5.5%	5.0%
Economy	6.4%	5.0%
Politics, law, and security	8.2%	2.5%

3rd Most Important		
Percentage of Respondents	Jabodetabek	Outside of Jabodetabek
Bureaucratic reform and governance	11.4%	9.8%
Education	9.1%	4.9%
Health care	10.5%	9.8%
Poverty alleviation	8.6%	2.4%
Food security	4.1%	0.0%
Infrastructure	14.1%	14.6%
Investment and business climate	5.0%	9.8%
Energy sector	3.2%	2.4%
Environment and disaster risk management	3.6%	2.4%
Disadvantaged, borders, and post conflict areas	2.3%	19.5%
Culture, creativity, and technology innovation	2.7%	4.9%
People's welfare	7.3%	4.9%
Economy	8.2%	7.3%
Politics, law, and security	10.0%	7.3%

A. General Issues facing Indonesia (continued)

Poverty reduction is a broad term that encompasses work in many different areas. Which THREE areas of development listed below do you believe would contribute most to reducing poverty in Indonesia? (Choose no more than THREE)

Percentage of Respondents	Jabodetabek	Outside of Jabodetabek
Energy	4.9%	0.0%
Water and sanitation	5.4%	7.1%
Equality of opportunity	6.7%	2.4%
Economic growth	29.6%	23.8%
Climate change	0.9%	0.0%
Disaster management	0.4%	0.0%
Regional integration	1.3%	0.0%
Gender	1.3%	0.0%
Rural development	37.2%	31.0%
Urban development	0.9%	0.0%
Education	36.3%	40.5%
Regulatory framework	1.3%	0.0%
Basic infrastructure	26.9%	21.4%
Social protection	9.9%	7.1%
Law and justice	10.3%	14.3%
Transport	7.2%	7.1%
Communicable/non-communicable disease	0.4%	0.0%
Global information and communications technology	0.4%	2.4%
Public sector governance	14.3%	9.5%
Domestic private sector development	4.0%	9.5%
Foreign investment	1.3%	0.0%
Global integration	0.4%	0.0%
Food security	7.6%	14.3%
Monitoring and evaluation	0.4%	2.4%
Natural resource management	7.2%	11.9%
Environmental sustainability	2.7%	2.4%
Health	13.5%	9.5%
Public financial management	6.3%	4.8%
Agricultural development	11.7%	11.9%
Labor markets/job creation/employment	24.2%	40.5%
Financial markets	1.8%	0.0%
Trade and exports	0.9%	2.4%
Anti-corruption	20.2%	23.8%

A. General Issues facing Indonesia (continued)

Economic growth can be driven by a number of factors. Which THREE areas below do you believe would contribute most to generating economic growth in Indonesia? (Choose no more than THREE)

Percentage of Respondents	Jabodetabek	Outside of Jabodetabek
Poverty reduction	13.5%	11.9%
Energy	6.7%	7.1%
Equality of opportunity	5.4%	2.4%
Social protection	4.5%	2.4%
Global integration	2.2%	2.4%
Climate change	0.0%	0.0%
Anti-corruption	29.1%	26.2%
Disaster management	0.0%	0.0%
Rural development	20.6%	21.4%
Foreign investment	14.3%	9.5%
Urban development	3.1%	2.4%
Water and sanitation	0.4%	2.4%
Education	17.9%	11.9%
Global information and communications technology	6.7%	2.4%
Regulatory framework	4.0%	2.4%
Communicable/non-communicable disease	0.0%	0.0%
Trade and exports	16.1%	31.0%
Public sector governance	10.8%	9.5%
Regional integration	2.7%	0.0%
Domestic private sector development	17.9%	33.3%
Labor markets/job creation/employment	22.4%	40.5%
Agricultural development	11.7%	11.9%
Food security	3.1%	0.0%
Transport	14.3%	19.0%
Monitoring and evaluation	0.4%	2.4%
Gender	1.3%	0.0%
Natural resource management	14.3%	7.1%
Environmental sustainability	2.2%	2.4%
Health	2.2%	2.4%
Basic infrastructure	28.7%	16.7%
Law and justice	8.5%	2.4%
Public financial management	9.9%	14.3%
Financial markets	2.2%	2.4%

B. Overall Attitudes toward the World Bank

Overall Attitudes toward the World Bank

	Which best represents your geographic location?					
	Jabodetabek			Outside of Jabodetabek		
	N	Mean	SD	N	Mean	SD
How familiar are you with the work of the World Bank in Indonesia?	223	6.54	1.67	42	6.26	2.10

(1-Not familiar at all, 10-Extremely familiar)

Overall Attitudes toward the World Bank

	Which best represents your geographic location?					
	Jabodetabek			Outside of Jabodetabek		
	N	Mean	SD	N	Mean	SD
Overall, please rate your impression of the World Bank's effectiveness in Indonesia.	210	6.10	1.69	40	5.85	1.85

(1-Not effective at all, 10-Very effective)

To what extent do you believe... (1-To no degree at all, 10-To a very significant degree)

Overall Attitudes toward the World Bank

	Which best represents your geographic location?					
	Jabodetabek			Outside of Jabodetabek		
	N	Mean	SD	N	Mean	SD
To what extent do you believe that the World Bank's financial instruments meet the needs of Indonesia?	197	5.96	1.71	39	5.79	1.76

*Significantly different between stakeholder groups

B. Overall Attitudes toward the World Bank (continued)

To what extent do you believe... (1-To no degree at all, 10-To a very significant degree)

Overall Attitudes toward the World Bank

	Which best represents your geographic location?					
	Jabodetabek			Outside of Jabodetabek		
	N	Mean	SD	N	Mean	SD
To what extent do you believe that the World Bank meets Indonesia's needs for knowledge services?	203	6.44	1.86	41	6.37	2.13

Overall Attitudes toward the World Bank

	Which best represents your geographic location?					
	Jabodetabek			Outside of Jabodetabek		
	N	Mean	SD	N	Mean	SD
To what extent do you believe that the World Bank SHOULD seek to influence the global development agenda?	215	6.59	2.03	41	6.98	1.94
To what extent do you believe that the World Bank DOES seek to influence the global development agenda?	206	6.49	1.84	41	6.78	1.72

When thinking about how the World Bank can have the most impact on development results in Indonesia, in which sectoral areas do you believe the World Bank should focus most of its attention and resources in Indonesia? (Choose no more than THREE)

Percentage of Respondents	Jabodetabek	Outside of Jabodetabek
Bureaucratic reform and governance	43.5%	39.0%
Education	37.2%	56.1%
Health care	22.9%	14.6%
Poverty alleviation	46.2%	46.3%
Food security	9.9%	12.2%
Infrastructure	39.5%	34.1%
Investment and business climate	18.8%	14.6%
Energy sector	6.7%	2.4%
Environment and disaster risk management	10.8%	9.8%
Disadvantaged, borders, and post conflict areas	8.1%	17.1%
Culture, creativity, and technology innovation	5.4%	4.9%
People's welfare	13.9%	19.5%
Economy	21.1%	22.0%
Politics, law, and security	9.0%	2.4%

When thinking about the World Bank's role, which activity do you believe is of greatest VALUE and which activity is of second greatest value in Indonesia?

Greatest Value		
Percentage of Respondents	Jabodetabek	Outside of Jabodetabek
Financial resources	31.8%	35.0%
Mobilizing third party financial resources	8.2%	15.0%
Technical assistance	13.2%	7.5%
Policy advice	9.5%	7.5%
Donor coordination	1.8%	7.5%
Data	5.0%	0.0%
Training/capacity building	13.6%	12.5%
Studies/analyses	14.1%	10.0%
Convening/facilitating	1.4%	5.0%
Linkage to non-Bank expertise	0.5%	0.0%
Other	0.9%	0.0%

2 nd Greatest Value		
Percentage of Respondents	Jabodetabek	Outside of Jabodetabek
Financial resources	12.2%	10.0%
Mobilizing third party financial resources	10.9%	12.5%
Technical assistance	19.5%	15.0%
Policy advice	8.1%	7.5%
Donor coordination	4.5%	7.5%
Data	6.8%	7.5%
Training/capacity building	14.9%	20.0%
Studies/analyses	16.7%	7.5%
Convening/facilitating	3.2%	7.5%
Linkage to non-Bank expertise	2.7%	2.5%
Other	0.5%	2.5%

B. Overall Attitudes toward the World Bank (continued)

Which of the following do you identify as the World Bank's greatest WEAKNESSES in its work in Indonesia? (Choose no more than TWO)

Percentage of Respondents	Jabodetabek	Outside of Jabodetabek
Imposing technocratic solutions without regard to political realities	28.1%	38.1%
Not exploring alternative policy options	21.7%	26.2%
Too bureaucratic in its operational policies and procedures	27.1%	14.3%
Staff too inaccessible	3.2%	4.8%
Arrogant in its approach	8.1%	2.4%
Not client focused	4.5%	2.4%
The credibility of its knowledge/data	4.1%	4.8%
Not willing to honestly criticize politics and reform efforts in the country	14.5%	26.2%
Too influenced by developed countries	28.5%	31.0%
Not enough public disclosure of its work	18.6%	26.2%
World Bank processes too slow and complex	17.2%	9.5%
Not aligned with country priorities	6.8%	4.8%
Not aligned with other donors' work	0.5%	0.0%
Other	6.3%	2.4%

Which World Bank instruments do you believe are the MOST effective in reducing poverty in Indonesia? (Choose no more than TWO)

Percentage of Respondents	Jabodetabek	Outside of Jabodetabek
Investment lending	38.7%	31.0%
Capacity development	53.6%	69.0%
Policy based lending / Budget support to the Government	21.6%	23.8%
Analytical work	22.1%	21.4%
Technical assistance	39.6%	21.4%
Trust Fund management	9.0%	4.8%
Don't know	3.6%	7.1%

Which World Bank instruments do you believe are LEAST effective in helping to reduce poverty in Indonesia? (Choose no more than TWO)

Percentage of Respondents	Jabodetabek	Outside of Jabodetabek
Investment lending	26.7%	23.8%
Capacity development	7.7%	7.1%
Policy based lending / Budget support to the Government	40.7%	31.0%
Analytical work	20.8%	21.4%
Technical assistance	23.5%	40.5%
Trust Fund management	29.9%	16.7%
Don't know	16.7%	16.7%

In addition to the regular relations with the national government as its main interlocutor, which TWO of the following groups should the World Bank collaborate with more in your country to ensure better development results there? (Choose no more than TWO)?

Percentage of Respondents	Jabodetabek	Outside of Jabodetabek
Local Government	18.8%	16.7%
Private sector	37.7%	38.1%
Donor community	22.9%	26.2%
Academia/think tanks/research institutes	21.1%	14.3%
Media	24.2%	38.1%
Other	5.4%	0.0%
Beneficiaries	3.1%	2.4%
Foundations	33.6%	33.3%
Faith based organizations	10.3%	2.4%
Community Based Organizations (CBOs)	6.3%	21.4%
NGOs	1.8%	0.0%
Parliament	5.8%	0.0%

B. Overall Attitudes toward the World Bank (continued)

To what extent do you agree with the following statements about the World Bank's work in Indonesia, on a ten point scale?

(1-Strongly disagree, 10-Strongly agree)

Overall Attitudes toward the World Bank

	Which best represents your geographic location?					
	Jabodetabek			Outside of Jabodetabek		
	N	Mean	SD	N	Mean	SD
Overall the World Bank currently plays a relevant role in development in Indonesia	218	6.08	1.86	42	6.38	1.95
The World Bank's work is aligned with what I consider the development priorities for this country	210	5.96	1.86	42	5.76	1.96
The World Bank supports programs and strategies that are realistic for Indonesia	215	6.10	1.79	42	6.38	1.75
The World Bank treats clients and stakeholders in Indonesia with respect	202	6.37	1.85	39	6.10	1.89

To what extent is the World Bank an effective development partner in Indonesia in terms of..., on a ten point scale?

(1-To no degree at all, 10-To a very significant degree)

Overall Attitudes toward the World Bank

	Which best represents your geographic location?					
	Jabodetabek			Outside of Jabodetabek		
	N	Mean	SD	N	Mean	SD
Follow up and follow through	192	6.12	1.69	40	6.38	1.56
Responsiveness	203	6.16	1.73	42	6.33	1.68
Flexibility (in terms of the institution's products and services)	196	5.65	1.77	41	6.22	1.70
Flexibility (in terms of changing country circumstances)	194	5.90	1.76	41	6.12	1.60
Being inclusive	199	5.96	1.83	39	6.41	1.65
Openness (sharing data and other information)	206	6.38	1.85	42	6.74	1.87
Staff accessibility	197	6.35	1.90	39	5.90	1.93
Straightforwardness and honesty	193	6.35	1.80	40	6.73	1.55
Collaboration with groups outside of the Government	184	6.27	1.80	41	6.83	1.95
Collaboration with the Government	207	7.00	1.73	40	7.15	1.70
Collaboration with other donors	184	6.82	1.71	39	7.28	1.39

When World Bank assisted reform efforts fail or are slow to take place, which TWO of the following would you attribute this to?

(Choose no more than TWO)

Percentage of Respondents	Jabodetabek	Outside of Jabodetabek
The World Bank works inefficiently/too slowly	11.8%	11.9%
The Government works inefficiently/too slowly	29.9%	45.2%
There is not an adequate level of citizen/civil society participation	25.3%	28.6%
Poor donor coordination	7.2%	4.8%
The World Bank does not do adequate follow through/follow-up	26.7%	16.7%
Lack of/inadequate levels of capacity in Government	25.3%	23.8%
Political pressures and obstacles	29.9%	40.5%
Reforms are not well thought out in light of country challenges	27.6%	21.4%
Other	7.7%	0.0%

C. World Bank Effectiveness and Results

World Bank Effectiveness and Results

	Which best represents your geographic location?					
	Jabodetabek			Outside of Jabodetabek		
	N	Mean	SD	N	Mean	SD
To what degree does the World Bank's work help achieve sustainable development results in Indonesia?	212	6.10	1.64	40	6.57	1.45

(1-To no degree at all, 10-To a very significant degree)

C. World Bank Effectiveness and Results (continued)

How effective do you believe the World Bank is in terms of the work it does in the following areas of development in Indonesia, on a ten point scale?

(1-Not effective at all, 10-Very effective)

World Bank Effectiveness and Results

	Which best represents your geographic location?					
	Jabodetabek			Outside of Jabodetabek		
	N	Mean	SD	N	Mean	SD
Anti-corruption	186	5.31	2.09	39	5.10	2.50
Global information and communications technology	177	6.24	1.65	39	6.69	1.81
Transport	184	6.13	1.72	41	6.34	1.33
Law and justice	174	5.15	1.81	38	5.11	1.94
Urban development	184	5.96	1.65	42	6.40	1.55
Environmental sustainability	185	6.12	1.70	41	6.37	1.79
Regulatory framework	178	5.93	1.66	40	5.85	1.76
Basic infrastructure	194	6.21	1.69	42	6.76	1.76
Communicable/non-communicable disease	166	5.94	1.64	39	6.54	1.96
Poverty reduction	200	6.28	1.87	42	6.60	1.84
Gender	178	6.21	1.76	40	6.73	1.50
Domestic private sector development	183	5.91	1.88	39	6.46	1.76
Foreign investment	182	6.43	1.79	39	6.49	2.04
Water and sanitation*	183	6.30	1.65	42	7.07	1.40
Trade and exports	168	6.15	1.76	37	6.43	1.32
Economic growth	195	6.51	1.68	39	7.05	1.38
Energy	171	5.90	1.81	36	6.42	1.54
Disaster management	185	6.07	1.61	40	6.37	1.71
Monitoring and evaluation	191	6.37	1.67	39	6.69	1.47
Public financial management	182	6.50	1.64	39	6.46	1.50
Labor markets/job creation/employment*	180	5.55	1.75	39	6.21	1.64
Financial markets	175	6.27	1.64	37	6.24	1.71
Equality of opportunity	175	5.85	1.65	40	6.38	1.56
Health*	188	6.42	1.56	42	7.10	1.45
Rural development*	194	6.24	1.67	42	7.00	1.74
Global integration	165	6.39	1.67	36	6.69	1.65
Food security*	174	5.75	1.72	37	6.43	1.64
Education*	193	6.44	1.73	40	7.13	1.65
Social protection	179	6.00	1.69	40	6.35	1.59
Climate change	175	6.08	1.69	39	6.23	1.77
Public sector governance	190	6.02	1.57	41	6.39	1.84
Regional integration	164	5.90	1.57	36	6.33	1.41
Agricultural development*	175	5.88	1.67	36	6.56	1.78
Natural resource management	168	5.71	1.68	37	6.03	1.67

*Significantly different between locations

D. The World Bank's Knowledge

When thinking about the development challenges in Indonesia, where do you believe it would be most valuable for the World Bank to focus its research and knowledge efforts in the next few years? (Choose no more than THREE)

Percentage of Respondents	Jabodetabek	Outside of Jabodetabek
Public sector governance	31.8%	33.3%
Gender	2.7%	2.4%
Domestic private sector development	12.6%	16.7%
Foreign investment	4.0%	2.4%
Water and sanitation	4.9%	7.1%
Trade and exports	2.7%	4.8%
Economic growth	18.8%	21.4%
Energy	5.4%	2.4%
Disaster management	0.4%	7.1%
Monitoring and evaluation	4.5%	2.4%
Education	23.8%	28.6%
Social protection	7.2%	2.4%
Climate change	4.0%	7.1%
Poverty reduction	26.0%	28.6%
Law and justice	13.9%	4.8%
Anti-corruption	18.4%	21.4%
Financial markets	3.6%	0.0%
Equality of opportunity	2.2%	0.0%
Urban development	4.0%	0.0%
Regional integration	2.7%	2.4%
Global information and communications technology	1.3%	7.1%
Transport	6.7%	4.8%
Agricultural development	9.9%	9.5%
Natural resource management	9.0%	4.8%
Public financial management	7.2%	0.0%
Labor markets/job creation/employment	6.7%	11.9%
Health	7.6%	4.8%
Rural development	15.2%	19.0%
Global integration	1.3%	0.0%
Food security	6.3%	7.1%
Environmental sustainability	8.5%	4.8%
Regulatory framework	2.7%	4.8%
Basic infrastructure	13.0%	14.3%
Communicable/non-communicable disease	0.4%	0.0%

How effective do you believe the World Bank's knowledge and research are at ...? (1-Not effective at all, 10-Very effective)

The World Bank's Knowledge

	Which best represents your geographic location?					
	Jabodetabek			Outside of Jabodetabek		
	N	Mean	SD	N	Mean	SD
Raising your awareness of the particular topic	209	6.58	1.89	40	7.20	1.49
Stimulating public debate/dialogue*	210	6.30	1.74	41	7.00	1.64
Enhancing your knowledge and/or skills	216	6.82	1.83	41	7.27	1.82
Contributing to good policy making	211	6.55	1.73	40	6.98	1.67
Providing support for program implementation*	208	6.50	1.67	40	7.22	1.62

*Significantly different between locations

D. The World Bank's Knowledge (continued)

To what extent do you believe that the World Bank's knowledge and research ...? (1-To no degree at all, 10-To a very significant degree)

The World Bank's Knowledge

	Which best represents your geographic location?					
	Jabodetabek			Outside of Jabodetabek		
	N	Mean	SD	N	Mean	SD
Are timely	193	6.57	1.65	36	6.78	1.59
Include appropriate level of stakeholder involvement during preparation	199	6.34	1.72	40	6.55	1.68
Are relevant to Indonesia's development priorities	211	6.31	1.70	41	6.32	2.03
Provide feasible recommendations	207	6.33	1.69	39	6.67	1.59
Are accessible (well written and easy to understand)	212	6.76	1.59	41	7.10	1.62
A source of relevant information on global good practices	206	6.84	1.65	41	6.98	1.74
Are adequately disseminated	212	6.32	1.68	40	6.45	1.78
Are appropriately translated	194	6.66	1.72	40	6.80	1.65
Are adaptable to Indonesia's development challenges	207	6.23	1.64	40	6.73	1.58

The World Bank's Knowledge

	Which best represents your geographic location?					
	Jabodetabek			Outside of Jabodetabek		
	N	Mean	SD	N	Mean	SD
Overall, how significant a contribution do you believe the World Bank's knowledge and research make to development results in your country?	214	6.59	1.61	41	6.78	1.39
Overall, how would you rate the technical quality of the World Bank's knowledge/research?	213	7.22	1.53	41	7.39	1.43
Overall, how effective is the World Bank at providing linkage to non-Bank expertise?	172	6.35	1.50	37	6.73	1.37

(1-Not significant at all, 10-Very significant; 1-Very low technical quality, 10-Very high technical quality; 1-Not effective at all, 10-Very effective)

E. Working with the World Bank

Please rate how much you agree with the following statements, on a ten point scale. (1-Strongly disagree, 10-Strongly agree)

Working with the World Bank

	Which best represents your geographic location?					
	Jabodetabek			Outside of Jabodetabek		
	N	Mean	SD	N	Mean	SD
The World Bank disburses funds promptly	166	5.47	2.01	35	5.57	1.97
The World Bank effectively monitors and evaluates the projects and programs it supports*	195	6.80	1.62	41	7.54	1.29
The World Bank's approvals and reviews are done in a timely fashion*	174	6.21	1.77	38	7.05	1.41
The World Bank's safeguard policy requirements are reasonable	171	6.32	1.69	37	6.73	1.50
The World Bank imposes reasonable conditions on its lending	169	6.12	1.74	38	6.26	2.02
Working with the World Bank increases Indonesia's institutional capacity	201	6.53	1.81	40	6.85	1.85
The World Bank ensures consistency and continuity through staff changes	146	6.42	1.57	34	6.94	1.35
The World Bank's teams and visits are well coordinated*	172	6.58	1.58	37	7.22	1.84
Where country systems are adequate, the World Bank makes appropriate use of them	166	6.46	1.54	33	6.85	1.25

*Significantly different between locations

F. The Future Role of the World Bank in Indonesia

The Future Role of the World Bank in Indonesia

	Which best represents your geographic location?					
	Jabodetabek			Outside of Jabodetabek		
	N	Mean	SD	N	Mean	SD
How significant a role do you believe the World Bank should play in Indonesia's development over the medium term in the near future?	217	6.80	1.84	38	6.97	1.57

(1-Not a significant role at all, 10-Very significant role)

F. The Future Role of the World Bank in Indonesia (continued)

Which of the following SHOULD the World Bank do to make itself of greater value in Indonesia? (Choose no more than TWO)

Percentage of Respondents	Jabodetabek	Outside of Jabodetabek
Improve the quality of its experts as related to Indonesia's specific challenges	40.5%	50.0%
Reduce the complexity of obtaining World Bank financing	27.9%	26.2%
Focus primarily on advocacy issues	16.7%	9.5%
Improve the competitiveness of its financing compared to markets	20.3%	19.0%
Ensure greater selectivity in its work	13.5%	16.7%
Provide more adequate data/knowledge/statistics/figures on Indonesia's economy	30.2%	26.2%
Offer more innovative financial products	13.1%	9.5%
Offer more innovative knowledge services	22.5%	21.4%
Other	6.3%	9.5%

G. Communication and Information Sharing

Where do you get most of your information about economic and social development issues in Indonesia? (Choose no more than TWO)

Percentage of Respondents	Jabodetabek	Outside of Jabodetabek
Local newspapers	77.1%	73.8%
International newspapers	9.9%	7.1%
Local radio	0.4%	7.1%
International radio	0.0%	0.0%
Local television	24.7%	21.4%
International television	4.9%	2.4%
Periodicals	13.5%	9.5%
Internet	61.4%	69.0%
Blogs	0.0%	0.0%
Mobile phones	0.0%	0.0%
Instant messaging	0.9%	0.0%
Other	4.9%	7.1%

How would you prefer to receive information from the World Bank? (Choose no more than TWO)

Percentage of Respondents	Jabodetabek	Outside of Jabodetabek
World Bank website	51.6%	54.8%
Direct contact with World Bank	35.9%	33.3%
e-Newsletters	18.8%	9.5%
Instant messaging	1.8%	2.4%
World Bank seminars/workshops/conferences	30.9%	28.6%
World Bank Public Information Center	6.7%	19.0%
World Bank publications and other written materials	40.8%	33.3%
Mobile phones	0.0%	0.0%
Social media (Facebook, Twitter, YouTube)	4.9%	7.1%
Blogs	0.0%	0.0%
Other	0.9%	4.8%

Are you aware of the World Bank's Access to Information Policy under which the Bank will now disclose any information in its possession that is not a list of exceptions?

Percentage of Respondents	Jabodetabek	Outside of Jabodetabek
Yes	37.7%	31.0%
No	62.3%	69.0%

Have you requested information from the World Bank on its activities in the past year?

Percentage of Respondents	Jabodetabek	Outside of Jabodetabek
Yes	35.0%	21.4%
No	65.0%	78.6%

Were you able to obtain this information?

Percentage of Respondents	Jabodetabek	Outside of Jabodetabek
Yes	90.9%	88.9%
No	9.1%	11.1%

G. Communication and Information Sharing (continued)

Do you have access to the Internet?

Percentage of Respondents	Jabodetabek	Outside of Jabodetabek
Yes	100.0%	100.0%
No	0.0%	0.0%

Do you use/have used the World Bank website?*

Percentage of Respondents	Jabodetabek	Outside of Jabodetabek
Yes	86.0%	70.7%
No	14.0%	29.3%

*Significantly different between locations

Which do you primarily use?*

Percentage of Respondents	Jabodetabek	Outside of Jabodetabek
The World Bank's country website (www.worldbank.org/indonesia)	51.8%	80.6%
The World Bank's main website (www.worldbank.org)	48.2%	19.4%

*Significantly different between locations

Do you use/have you used the World Bank's Public Information Centers (PICs) in Indonesia?

Percentage of Respondents	Jabodetabek	Outside of Jabodetabek
Yes	19.3%	31.0%
No	56.5%	45.2%
I don't know what a PIC is	24.2%	23.8%

Please rate how much you agree with the following statements, on a ten point scale. (1-Strongly disagree, 10-Strongly agree)

Communication and Information Sharing

	Which best represents your geographic location?					
	Jabodetabek			Outside of Jabodetabek		
	N	Mean	SD	N	Mean	SD
I use more data from the World Bank as a result of the organization's Open Data policy	185	5.69	2.31	36	5.64	2.07
The World Bank's PIC is a valuable source of information related to development in Indonesia	53	6.68	1.91	13	6.92	1.98
I find the World Bank websites easy to navigate	190	6.96	1.70	31	6.90	1.62
I find the information on the World Bank's websites useful	191	7.21	1.63	30	7.33	1.32
When I need information from the World Bank I know how to find it	196	6.19	1.93	35	6.17	2.41
The World Bank is responsive to my information requests and inquiries	162	6.33	1.71	28	6.36	2.15

H. Background Information

Currently, do you professionally collaborate/work with the World Bank in your country?

Percentage of Respondents	Jabodetabek	Outside of Jabodetabek
Yes	43.9%	21.4%
No	56.1%	78.6%

Which of the following describes most of your exposure to the World Bank in Indonesia? (Choose no more than TWO)

Percentage of Respondents	Jabodetabek	Outside of Jabodetabek
Observer (i.e., follow in media, discuss in informal conversations, etc.)	24.7%	52.4%
Use World Bank reports/data	39.5%	28.6%
Engage in World Bank related/sponsored events/activities	36.8%	40.5%
Collaborate as part of my professional duties	37.2%	26.2%
Use World Bank website for information, data, research, etc.	32.3%	31.0%

Appendix D: Responses to All Questions by Year¹

FY '02 Response Number = 238 • FY '12 Response Number = 265

B. Overall Attitudes toward the World Bank

Overall Attitudes toward the World Bank

	year					
	FY 2002			FY 2012		
	N	Mean	SD	N	Mean	SD
How familiar are you with the work of the World Bank in Indonesia?*	238	6.91	1.85	265	6.50	1.75

(1-Not familiar at all, 10-Extremely familiar)

*Significantly different between country surveys.

Overall Attitudes toward the World Bank

	year					
	FY 2002			FY 2012		
	N	Mean	SD	N	Mean	SD
Overall, please rate your impression of the World Bank's effectiveness in Indonesia.	232	5.83	1.74	250	6.06	1.72

(1-Not effective at all, 10-Very effective)

To what extent do you agree with the following statements about the World Bank's work in Indonesia, on a ten point scale?

(1-Strongly disagree, 10-Strongly agree)

Overall Attitudes toward the World Bank

	year					
	FY 2002			FY 2012		
	N	Mean	SD	N	Mean	SD
Overall the World Bank currently plays a relevant role in development in Indonesia	238	6.26	1.99	260	6.13	1.87
The World Bank's work is aligned with what I consider the development priorities for this country	237	6.00	2.10	252	5.93	1.87

To what extent is the World Bank an effective development partner in Indonesia in terms of..., on a ten point scale?

(1-To no degree at all, 10-To a very significant degree)

Overall Attitudes toward the World Bank

	year					
	FY 2002			FY 2012		
	N	Mean	SD	N	Mean	SD
Flexibility (in terms of the institution's products and services)	148	5.72	2.05	237	5.75	1.77
Flexibility (in terms of changing country circumstances)	150	5.75	2.20	235	5.94	1.74

¹ Only those questions that were asked in the FY '02 and FY '12 country surveys, with similar response scales/options, are presented.

C. World Bank Effectiveness and Results

How effective do you believe the World Bank is in terms of the work it does in the following areas of development in Indonesia, on a ten point scale?

(1-Not effective at all, 10-Very effective)

World Bank Effectiveness and Results

	year					
	FY 2002			FY 2012		
	N	Mean	SD	N	Mean	SD
Poverty reduction*	236	5.36	2.33	242	6.33	1.87
Economic growth*	235	5.89	2.23	234	6.60	1.65
Health*	222	6.05	2.37	230	6.54	1.56
Education*	228	5.91	2.43	233	6.55	1.73

*Significantly different between country surveys.

E. Working with the World Bank

To what extent do you agree/disagree with the following statements, on a ten point scale? (1-Strongly disagree, 10-Strongly agree)

Working with the World Bank

	year					
	FY 2002			FY 2012		
	N	Mean	SD	N	Mean	SD
The World Bank effectively monitors and evaluates the projects and programs it supports*	151	6.32	2.17	236	6.93	1.59
The World Bank imposes reasonable conditions on its lending	227	6.07	2.05	207	6.14	1.79

*Significantly different between country surveys.

Appendix E: Indicator Questions as a Function of Exposure to the Bank

Indicator Question	H3. Currently, do you professionally collaborate/work with the World Bank?		H4. Which of the following describes most of your exposure to the World Bank in Indonesia? (Choose no more than TWO)									
			Observer		Use WB reports/data		Engage in WB activities		Collaborate		Use WB website	
	No Mean	Yes Mean	No Mean	Yes Mean	No Mean	Yes Mean	No Mean	Yes Mean	No Mean	Yes Mean	No Mean	Yes Mean
Overall, please rate your impression of the World Bank's effectiveness in Indonesia.	5.76	6.49	6.17	5.79	5.80	6.48	6.01	6.16	5.87	6.41	6.24	5.67
To what extent do you believe that the World Bank's financial instruments meet the needs of Indonesia?	5.76	6.18	5.98	5.82	5.76	6.20	5.93	5.93	5.80	6.18	6.08	5.62
To what extent do you believe that the World Bank meets Indonesia's needs for knowledge services?	6.22	6.72	6.51	6.21	6.02	7.07	6.41	6.46	6.41	6.46	6.63	5.97
Overall the World Bank currently plays a relevant role in development in Indonesia	5.93	6.40	6.17	6.03	5.83	6.61	6.07	6.22	6.05	6.27	6.33	5.70
The World Bank's work is aligned with what I consider the development priorities for this country	5.64	6.32	6.03	5.68	5.66	6.38	5.87	6.02	5.78	6.17	6.12	5.51
Responsiveness	5.97	6.51	6.33	5.86	5.99	6.52	6.07	6.38	6.05	6.44	6.32	5.89
Openness (sharing data and other information)	6.10	6.90	6.50	6.29	6.18	6.89	6.34	6.60	6.37	6.57	6.62	6.04
Collaboration with groups outside of the Government	6.19	6.63	6.51	6.04	6.14	6.75	6.21	6.64	6.27	6.54	6.49	6.10
Collaboration with the Government	6.81	7.34	7.18	6.64	6.82	7.37	6.89	7.23	6.89	7.27	7.13	6.79
Collaboration with other donors	6.79	7.05	6.99	6.67	6.75	7.16	6.72	7.21	6.72	7.17	7.16	6.33
To what degree does the World Bank's work help achieve sustainable development results in Indonesia?	5.99	6.43	6.25	6.00	5.95	6.55	6.12	6.27	6.13	6.26	6.31	5.89
Are adaptable to Indonesia's development challenges	6.13	6.55	6.34	6.24	6.14	6.57	6.25	6.42	6.17	6.56	6.54	5.85
Overall, how significant a contribution do you believe the World Bank's knowledge and research make to development results in your country?	6.51	6.80	6.74	6.33	6.37	7.03	6.59	6.67	6.55	6.75	6.78	6.29
Overall, how would you rate the technical quality of the World Bank's knowledge/research?	7.05	7.52	7.38	6.90	6.96	7.71	7.23	7.26	7.19	7.34	7.32	7.09
Where country systems are adequate, the World Bank makes appropriate use of them	6.43	6.65	6.56	6.45	6.35	6.83	6.43	6.68	6.50	6.58	6.65	6.27

Yellow highlight indicates significant difference between Yes and No mean.

Appendix F: Indonesia FY 2012 Questionnaire



World Bank Client Survey FY12 – Indonesia

The World Bank is interested in gauging the views of clients and partners who are either involved in development in Indonesia or who observe activities related to social and economic development. The following survey is meant to give the World Bank's team that works in Indonesia, more in-depth insight into how the Bank's work is perceived. This is one tool the World Bank uses to assess the views of its critical stakeholders. With this understanding, the World Bank hopes to develop more effective strategies, outreach and programs that support development in Indonesia. The World Bank commissioned an independent firm to oversee the logistics of this effort in Indonesia. This ensures anonymity and confidentiality. We hope you'll be candid. To complete the survey, please circle the number that most accurately reflects your answer.

PLEASE NOTE: IN SOME CASES THE SURVEY WILL ASK FOR A SPECIFIC NUMBER OF RESPONSES. PLEASE DO NOT CHOOSE ANY MORE THAN REQUESTED. IF MORE RESPONSES ARE CHOSEN, DATA CANNOT BE INCLUDED IN ANALYSIS.

SECTION A: GENERAL ISSUES FACING INDONESIA

A1. In general would you say that Indonesia is headed in ... ?	
1	The right direction
2	The wrong direction
3	Not sure

SECTION A: GENERAL ISSUES FACING INDONESIA (CONT...)

A2. Listed below are a number of development priorities in INDONESIA .				
Please identify which of these you consider the FIRST, SECOND, and THIRD most important development priority.		FIRST most important priority (Choose only ONE)	SECOND most important priority (Choose only ONE)	THIRD most important priority (Choose only ONE)
1	Reformasi birokrasi dan tata kelola (bureaucratic reform and governance)	<input type="checkbox"/>	<input type="checkbox"/>	<input type="checkbox"/>
2	Program aksi bidang pendidikan (education)	<input type="checkbox"/>	<input type="checkbox"/>	<input type="checkbox"/>
3	Rencana aksi bidang kesehatan (health care)	<input type="checkbox"/>	<input type="checkbox"/>	<input type="checkbox"/>
4	Penanggulangan kemiskinan (poverty alleviation)	<input type="checkbox"/>	<input type="checkbox"/>	<input type="checkbox"/>
5	Program aksi di bidang pangan (food security)	<input type="checkbox"/>	<input type="checkbox"/>	<input type="checkbox"/>
6	Program aksi di bidang infrastruktur (infrastructure)	<input type="checkbox"/>	<input type="checkbox"/>	<input type="checkbox"/>
7	Iklim investasi dan iklim usaha (investment and business climate)	<input type="checkbox"/>	<input type="checkbox"/>	<input type="checkbox"/>
8	Program aksi di bidang energi (energy sector)	<input type="checkbox"/>	<input type="checkbox"/>	<input type="checkbox"/>
9	Program aksi di bidang lingkungan hidup dan pengelolaan bencana (environment and disaster risk management)	<input type="checkbox"/>	<input type="checkbox"/>	<input type="checkbox"/>
10	Daerah tertinggal, terdepan, terluar, dan pasca konflik (disadvantaged, borders, and post conflict areas)	<input type="checkbox"/>	<input type="checkbox"/>	<input type="checkbox"/>
11	Kebudayaan, kreativitas, dan inovasi teknologi (culture, creativity, and technology innovation)	<input type="checkbox"/>	<input type="checkbox"/>	<input type="checkbox"/>
12	Bidang kesejahteraan rakyat (people's welfare)	<input type="checkbox"/>	<input type="checkbox"/>	<input type="checkbox"/>
13	Bidang perekonomian (economy)	<input type="checkbox"/>	<input type="checkbox"/>	<input type="checkbox"/>
14	Bidang politik, hukum, dan keamanan (politics, law, and security)	<input type="checkbox"/>	<input type="checkbox"/>	<input type="checkbox"/>

SECTION A: GENERAL ISSUES FACING INDONESIA (CONT...)

A 3. Poverty reduction is a broad term that encompasses work in many different areas.	
Which THREE areas of development listed below do you believe would contribute most to reducing poverty in INDONESIA ? (Choose no more than THREE)	
1	Energy
2	Water and sanitation
3	Equality of opportunity (i.e., equity)
4	Economic growth
5	Climate change (e.g., mitigation, adaptation)
6	Disaster management
7	Regional integration
8	Gender
9	Rural development
10	Urban development
11	Education
12	Regulatory framework
13	Basic infrastructure
14	Social protection
15	Law and justice (e.g., judicial system)
16	Transport (e.g., roads, bridges, transportation)
17	Communicable/non-communicable disease
18	Global information and communications technology
19	Public sector governance
20	Domestic private sector development
21	Foreign investment
22	Global integration
23	Food security
24	Monitoring and evaluation
25	Natural resource management (e.g., oil, gas, mining)
26	Environmental sustainability
27	Health
28	Public financial management (e.g., public expenditure, fiscal system reform)
29	Agricultural development
30	Labor markets/job creation/employment
31	Financial markets
32	Trade and exports
33	Anti corruption

SECTION A: GENERAL ISSUES FACING INDONESIA (CONT...)

A4. Economic growth can be driven by a number of factors.	
Which THREE areas below do you believe would contribute most to generating economic growth in INDONESIA ? (Choose no more than THREE)	
1	Poverty reduction
2	Energy
3	Equality of opportunity (i.e., equity)
4	Social protection
5	Global integration
6	Climate change (e.g., mitigation, adaptation)
7	Anti corruption
8	Disaster management
9	Rural development
10	Foreign investment
11	Urban development
12	Water and sanitation
13	Education
14	Global information and communications technology
15	Regulatory framework
16	Communicable/non-communicable disease
17	Trade and exports
18	Public sector governance
19	Regional integration
20	Domestic private sector development
21	Labor markets/job creation/employment
22	Agricultural development
23	Food security
24	Transport (e.g., roads, bridges, transportation)
25	Monitoring and evaluation
26	Gender
27	Natural resource management (e.g., oil, gas, mining)
28	Environmental sustainability
29	Health
30	Basic infrastructure
31	Law and justice (e.g., judicial system)
32	Public financial management (e.g., public expenditure, fiscal system reform)
33	Financial markets

SECTION B: OVERALL ATTITUDES TOWARD THE WORLD BANK

B1. How familiar are you with the work of the World Bank in INDONESIA , on a ten point scale?									
1	2	3	4	5	6	7	8	9	10
Not familiar at all					Extremely familiar				

B2. Overall, please rate your impression of the World Bank's effectiveness in INDONESIA , on a ten point scale?										
1	2	3	4	5	6	7	8	9	10	<input type="checkbox"/>
Not effective at all								Very effective		Don't Know

To what extent do you believe ...													
		To no degree at all										To a very significant degree	Don't know
		1	2	3	4	5	6	7	8	9	10		
B3	The World Bank's financial instruments (i.e. investment lending, Development Policy Loan, Trust Fund, Program 4 Result, etc) meet the needs of INDONESIA, on a ten point scale?	1	2	3	4	5	6	7	8	9	10	<input type="checkbox"/>	
B4	The World Bank meets INDONESIA's needs for knowledge services (e.g., research, analysis, technical assistance), on a ten point scale?	1	2	3	4	5	6	7	8	9	10	<input type="checkbox"/>	
B5	The World Bank SHOULD seek to influence the global development agenda, on a ten point scale?	1	2	3	4	5	6	7	8	9	10	<input type="checkbox"/>	
B6	The World Bank DOES seek to influence the global development agenda, on a ten point scale?	1	2	3	4	5	6	7	8	9	10	<input type="checkbox"/>	

SECTION B: OVERALL ATTITUDES TOWARD THE WORLD BANK (CONT...)

B7. When thinking about how the World Bank can have the most impact on development results in INDONESIA , in which sectoral areas do you believe the World Bank should focus most of its attention and resources in INDONESIA ? (Choose no more than THREE)	
1	Reformasi birokrasi dan tata kelola (bureaucratic reform and governance)
2	Program aksi bidang pendidikan (education)
3	Rencana aksi bidang kesehatan (health care)
4	Penanggulangan kemiskinan (poverty alleviation)
5	Program aksi di bidang pangan (food security)
6	Program aksi di bidang infrastruktur (infrastructure)
7	Iklim investasi dan iklim usaha (investment and business climate)
8	Program aksi di bidang energi (energy sector)
9	Program aksi di bidang lingkungan hidup dan pengelolaan bencana (environment and disaster risk management)
10	Daerah tertinggal, terdepan, terluar, dan pasca konflik (disadvantaged, borders, and post conflict areas)
11	Kebudayaan, kreativitas, dan inovasi teknologi (culture, creativity, and technology innovation)
12	Bidang kesejahteraan rakyat (people's welfare)
13	Bidang perekonomian (economy)
14	Bidang politik, hukum, dan keamanan (politics, law, and security)

SECTION B: OVERALL ATTITUDES TOWARD THE WORLD BANK (CONT...)

B8. When thinking about the World Bank's role, which activity do you believe is of greatest VALUE and which activity is of second greatest value in INDONESIA ?			
		Greatest Value (Choose only ONE)	Second Greatest Value (Choose only ONE)
1	Financial resources	<input type="checkbox"/>	<input type="checkbox"/>
2	Mobilizing third party financial resources	<input type="checkbox"/>	<input type="checkbox"/>
3	Technical assistance	<input type="checkbox"/>	<input type="checkbox"/>
4	Policy advice	<input type="checkbox"/>	<input type="checkbox"/>
5	Donor coordination	<input type="checkbox"/>	<input type="checkbox"/>
6	Data	<input type="checkbox"/>	<input type="checkbox"/>
7	Training/capacity building	<input type="checkbox"/>	<input type="checkbox"/>
8	Studies/analyses	<input type="checkbox"/>	<input type="checkbox"/>
9	Convening/facilitating	<input type="checkbox"/>	<input type="checkbox"/>
10	Linkage to non-Bank expertise (i.e., South-South knowledge sharing)	<input type="checkbox"/>	<input type="checkbox"/>
11	Other (please specify): _____	<input type="checkbox"/>	<input type="checkbox"/>

B9. Which of the following do you identify as the World Bank's greatest WEAKNESSES in its work in INDONESIA ? (Choose no more than TWO)	
1	Imposing technocratic solutions without regard to political realities
2	Not exploring alternative policy options
3	Too bureaucratic in its operational policies and procedures
4	Staff too inaccessible
5	Arrogant in its approach
6	Not client focused
7	The credibility of its knowledge/data
8	Not willing to honestly criticize politics and reform efforts in the country
9	Too influenced by developed countries
10	Not enough public disclosure of its work
11	World Bank processes too slow and complex
12	Not aligned with country priorities
13	Not aligned with other donors' work
14	Other (please specify): _____

SECTION B: OVERALL ATTITUDES TOWARD THE WORLD BANK (CONT...)**B10. Which World Bank instruments do you believe are the MOST effective in reducing poverty in INDONESIA ? (Choose no more than TWO)**

1	Investment lending (financing specific projects)
2	Capacity development
3	Policy based lending / Budget support to the Government
4	Analytical work (studies, surveys, etc.)
5	Technical assistance (advice, best practice, international experience)
6	Trust Fund management
7	Don't know

B11. Which World Bank instruments do you believe are LEAST effective in helping to reduce poverty in INDONESIA ? (Choose no more than TWO)

1	Investment lending (financing specific projects)
2	Capacity development
3	Policy based lending / Budget support to the Government
4	Analytical work (studies, surveys, etc.)
5	Technical assistance (advice, best practice, international experience)
6	Trust Fund management
7	Don't know

B12. In addition to the regular relations with the national government as its main interlocutor, which TWO of the following groups should the World Bank work with more in your country to ensure better development results there? (Choose no more than TWO)

1	NGOs
2	Local Government
3	Beneficiaries
4	Private sector
5	Community Based Organizations (CBOs)
6	Donor community
7	Foundations
8	Academia/think tanks/research institutes
9	Parliament
10	Media
11	Faith based organizations
12	Other (please specify): _____

SECTION B: OVERALL ATTITUDES TOWARD THE WORLD BANK (CONT...)

To what extent do you agree with the following statements about the World Bank's work in INDONESIA , on a ten point scale?													
		Strongly disagree										Strongly agree	Don't know
		1	2	3	4	5	6	7	8	9	10		
B13	Overall the World Bank currently plays a relevant role in development in INDONESIA											<input type="checkbox"/>	
B14	The World Bank's work is aligned with what I consider the development priorities for this country											<input type="checkbox"/>	
B15	The World Bank supports programs and strategies that are realistic for INDONESIA											<input type="checkbox"/>	
B16	The World Bank treats clients and stakeholders in INDONESIA with respect											<input type="checkbox"/>	

To what extent is the World Bank an effective development partner in INDONESIA in terms of ..., on a ten point scale?													
		To no degree at all										To a very significant degree	Don't know
		1	2	3	4	5	6	7	8	9	10		
B17	Follow up and follow through											<input type="checkbox"/>	
B19	*Responsiveness											<input type="checkbox"/>	
B20	Flexibility (in terms of the institution's products and services)											<input type="checkbox"/>	
B21	Flexibility (in terms of changing country circumstances)											<input type="checkbox"/>	
B22	Being inclusive											<input type="checkbox"/>	
B23	Openness (sharing data and other information)											<input type="checkbox"/>	
B24	Staff accessibility											<input type="checkbox"/>	
B25	Straightforwardness and honesty											<input type="checkbox"/>	
B26	Collaboration with groups outside of the Government											<input type="checkbox"/>	
B27	Collaboration with the Government											<input type="checkbox"/>	
B28	Collaboration with other donors											<input type="checkbox"/>	

SECTION B: OVERALL ATTITUDES TOWARD THE WORLD BANK (CONT...)

B29. When World Bank assisted reform efforts fail or are slow to take place, which TWO of the following would you attribute this to? (Choose no more than TWO)	
1	The World Bank works inefficiently/too slowly
2	The Government works inefficiently/too slowly
3	There is not an adequate level of citizen/civil society participation
4	Poor donor coordination
5	The World Bank does not do adequate follow through/follow-up
6	Lack of/inadequate levels of capacity in Government
7	Political pressures and obstacles
8	Reforms are not well thought out in light of country challenges
9	Other (please specify): _____

SECTION C: WORLD BANK EFFECTIVENESS AND RESULTS

C1. To what degree does the World Bank's work, help achieve sustainable development results in Indonesia , on a ten point scale?										
1	2	3	4	5	6	7	8	9	10	<input type="checkbox"/>
To no degree at all									To a very significant degree	Don't Know

SECTION C: WORLD BANK EFFECTIVENESS AND RESULTS (CONT...)

How effective do you believe the World Bank is in terms of the work it does in the following areas of development in INDONESIA , on a ten point scale?													
		Not effective at all										Very effective	Don't know
		1	2	3	4	5	6	7	8	9	10		
C2	Anti corruption	1	2	3	4	5	6	7	8	9	10	<input type="checkbox"/>	
C3	Global information and communications technology	1	2	3	4	5	6	7	8	9	10	<input type="checkbox"/>	
C4	Transport (e.g., roads, bridges, transportation)	1	2	3	4	5	6	7	8	9	10	<input type="checkbox"/>	
C5	Law and justice (e.g., judicial system)	1	2	3	4	5	6	7	8	9	10	<input type="checkbox"/>	
C6	Urban development	1	2	3	4	5	6	7	8	9	10	<input type="checkbox"/>	
C7	Environmental sustainability	1	2	3	4	5	6	7	8	9	10	<input type="checkbox"/>	
C8	Regulatory framework	1	2	3	4	5	6	7	8	9	10	<input type="checkbox"/>	
C9	Basic infrastructure	1	2	3	4	5	6	7	8	9	10	<input type="checkbox"/>	
C10	Communicable/non-communicable disease	1	2	3	4	5	6	7	8	9	10	<input type="checkbox"/>	
C11	Poverty reduction	1	2	3	4	5	6	7	8	9	10	<input type="checkbox"/>	
C12	Gender	1	2	3	4	5	6	7	8	9	10	<input type="checkbox"/>	
C13	Domestic private sector development	1	2	3	4	5	6	7	8	9	10	<input type="checkbox"/>	
C14	Foreign investment	1	2	3	4	5	6	7	8	9	10	<input type="checkbox"/>	
C15	Water and sanitation	1	2	3	4	5	6	7	8	9	10	<input type="checkbox"/>	
C16	Trade and exports	1	2	3	4	5	6	7	8	9	10	<input type="checkbox"/>	
C17	Economic growth	1	2	3	4	5	6	7	8	9	10	<input type="checkbox"/>	
C18	Energy	1	2	3	4	5	6	7	8	9	10	<input type="checkbox"/>	
C19	Disaster management	1	2	3	4	5	6	7	8	9	10	<input type="checkbox"/>	
C20	Monitoring and evaluation	1	2	3	4	5	6	7	8	9	10	<input type="checkbox"/>	
C21	Public financial management (e.g., public expenditure, fiscal system reform)	1	2	3	4	5	6	7	8	9	10	<input type="checkbox"/>	
C22	Labor markets/job creation/employment	1	2	3	4	5	6	7	8	9	10	<input type="checkbox"/>	
C23	Financial markets	1	2	3	4	5	6	7	8	9	10	<input type="checkbox"/>	
C24	Equality of opportunity (i.e., equity)	1	2	3	4	5	6	7	8	9	10	<input type="checkbox"/>	
C25	Health	1	2	3	4	5	6	7	8	9	10	<input type="checkbox"/>	
C26	Rural development	1	2	3	4	5	6	7	8	9	10	<input type="checkbox"/>	
C27	Global integration	1	2	3	4	5	6	7	8	9	10	<input type="checkbox"/>	
C28	Food security	1	2	3	4	5	6	7	8	9	10	<input type="checkbox"/>	
C29	Education	1	2	3	4	5	6	7	8	9	10	<input type="checkbox"/>	
C30	Social protection	1	2	3	4	5	6	7	8	9	10	<input type="checkbox"/>	
C31	Climate change (e.g., mitigation, adaptation)	1	2	3	4	5	6	7	8	9	10	<input type="checkbox"/>	
C32	Public sector governance	1	2	3	4	5	6	7	8	9	10	<input type="checkbox"/>	
C33	Regional integration	1	2	3	4	5	6	7	8	9	10	<input type="checkbox"/>	
C34	Agricultural development	1	2	3	4	5	6	7	8	9	10	<input type="checkbox"/>	
C35	Natural resource management (e.g., oil, gas, mining)	1	2	3	4	5	6	7	8	9	10	<input type="checkbox"/>	

SECTION D: THE WORLD BANK'S KNOWLEDGE

D1. When thinking about the development challenges in INDONESIA , where do you believe it would be most valuable for the World Bank to focus its research and knowledge efforts in the next few years? (Choose no more than THREE)	
1	Public sector governance
2	Gender
3	Domestic private sector development
4	Foreign investment
5	Water and sanitation
6	Trade and exports
7	Economic growth
8	Energy
9	Disaster management
10	Monitoring and evaluation
11	Education
12	Social protection
13	Climate change (e.g., mitigation, adaptation)
14	Poverty reduction
15	Law and justice (e.g., judicial system)
16	Anti corruption
17	Financial markets
18	Equality of opportunity (i.e., equity)
19	Urban development
20	Regional integration
21	Global information and communications technology
22	Transport (e.g., roads, bridges, transportation)
23	Agricultural development
24	Natural resource management (e.g., oil, gas, mining)
25	Public financial management (e.g., public expenditure, fiscal system reform)
26	Labor markets/job creation/employment
27	Health
28	Rural development
29	Global integration
30	Food security
31	Environmental sustainability
32	Regulatory framework
33	Basic infrastructure
34	Communicable/non-communicable disease

SECTION D: THE WORLD BANK'S KNOWLEDGE (CONT...)

How effective do you believe the World Bank's knowledge and research are at ...												
		Not effective at all								Very effective	Don't know	
D2	Raising your awareness of the particular topic	1	2	3	4	5	6	7	8	9	10	<input type="checkbox"/>
D3	Stimulating public debate/dialogue	1	2	3	4	5	6	7	8	9	10	<input type="checkbox"/>
D4	Enhancing your knowledge and/or skills	1	2	3	4	5	6	7	8	9	10	<input type="checkbox"/>
D5	Contributing to good policy making	1	2	3	4	5	6	7	8	9	10	<input type="checkbox"/>
D6	Providing support for program implementation	1	2	3	4	5	6	7	8	9	10	<input type="checkbox"/>

To what extent do you believe that the World Bank's knowledge and research ...												
		To no degree at all								To a very significant degree	Don't know	
D7	Are timely	1	2	3	4	5	6	7	8	9	10	<input type="checkbox"/>
D9	Include appropriate level of stakeholder involvement during preparation	1	2	3	4	5	6	7	8	9	10	<input type="checkbox"/>
D10	Are relevant to INDONESIA 's development priorities	1	2	3	4	5	6	7	8	9	10	<input type="checkbox"/>
D11	Provide feasible recommendations	1	2	3	4	5	6	7	8	9	10	<input type="checkbox"/>
D12	Are accessible (well written and easy to understand)	1	2	3	4	5	6	7	8	9	10	<input type="checkbox"/>
D13	A source of relevant information on global good practices	1	2	3	4	5	6	7	8	9	10	<input type="checkbox"/>
D14	Are adequately disseminated	1	2	3	4	5	6	7	8	9	10	<input type="checkbox"/>
D15	Are appropriately translated	1	2	3	4	5	6	7	8	9	10	<input type="checkbox"/>
D16	Are adaptable to INDONESIA 's development challenges	1	2	3	4	5	6	7	8	9	10	<input type="checkbox"/>

D17. Overall, how significant a contribution do you believe the World Bank's knowledge and research make to development results in your country, on a ten point scale?												
1	2	3	4	5	6	7	8	9	10	<input type="checkbox"/>		
Not significant at all								Very significant		Don't know		

SECTION D: THE WORLD BANK'S KNOWLEDGE (CONT...)

D18. Overall, how would you rate the technical quality of the World Bank's knowledge/research, on a ten point scale?											
1	2	3	4	5	6	7	8	9	10	<input type="checkbox"/>	
Very low technical quality									Very high technical quality		Don't know

D19. Overall, how effective is the World Bank at providing linkage to non-Bank expertise (i.e., South-South knowledge sharing, etc.), on a ten point scale?											
1	2	3	4	5	6	7	8	9	10	<input type="checkbox"/>	
Not effective at all									Very effective		Don't know

SECTION E: WORKING WITH THE WORLD BANK

Please rate how much you agree with the following statements, on a ten point scale.												
		Strongly disagree								Strongly agree		Don't know
		1	2	3	4	5	6	7	8	9	10	
E1	The World Bank disburses funds promptly	1	2	3	4	5	6	7	8	9	10	<input type="checkbox"/>
E2	The World Bank effectively monitors and evaluates the projects and programs it supports	1	2	3	4	5	6	7	8	9	10	<input type="checkbox"/>
E3	The World Bank's approvals and reviews are done in a timely fashion	1	2	3	4	5	6	7	8	9	10	<input type="checkbox"/>
E4	The World Bank's safeguard policy requirements are reasonable	1	2	3	4	5	6	7	8	9	10	<input type="checkbox"/>
E5	The World Bank imposes reasonable conditions on its lending	1	2	3	4	5	6	7	8	9	10	<input type="checkbox"/>
E6	Working with the World Bank increases INDONESIA 's institutional capacity	1	2	3	4	5	6	7	8	9	10	<input type="checkbox"/>
E7	The World Bank ensures consistency and continuity through staff changes	1	2	3	4	5	6	7	8	9	10	<input type="checkbox"/>
E8	The World Bank's teams and visits are well coordinated	1	2	3	4	5	6	7	8	9	10	<input type="checkbox"/>
E9	Where country systems (e.g., procurement, financial management, etc.) are adequate, the World Bank makes appropriate use of them	1	2	3	4	5	6	7	8	9	10	<input type="checkbox"/>

SECTION F: THE FUTURE ROLE OF THE WORLD BANK IN INDONESIA

F1. How significant a role do you believe the World Bank SHOULD play in INDONESIA 's development over the medium term in the near future, on a ten point scale?

1	2	3	4	5	6	7	8	9	10	<input type="checkbox"/>
Not a significant role at all									Very significant role	Don't Know

F2. Which of the following SHOULD the World Bank do to make itself of greater value in INDONESIA? (Choose no more than TWO)

1	Improve the quality of its experts as related to INDONESIA 's specific challenges
2	Reduce the complexity of obtaining World Bank financing
3	Focus primarily on advocacy issues
4	Improve the competitiveness of its financing compared to markets (e.g., cost, timeliness, and other terms)
5	Ensure greater selectivity in its work
6	Provide more adequate data/knowledge/statistics/figures on INDONESIA 's economy
7	Offer more innovative financial products
8	Offer more innovative knowledge services
9	Others (please specify): _____

SECTION G: COMMUNICATION AND INFORMATION SHARING

G1. Where do you get most of your information about economic and social development issues in INDONESIA ? (Choose no more than TWO)	
1	Local newspapers
2	International newspapers
3	Local radio
4	International radio
5	Local television
6	International television
7	Periodicals
8	Internet
9	Blogs
10	Mobile phones
11	Instant messaging
12	Other (please specify): _____

G2. How would you prefer to receive information from the World Bank? (Choose no more than TWO)	
1	World Bank website
2	Direct contact with World Bank (i.e., face to face meetings/discussions)
3	e-newsletters
4	Instant messaging
5	World Bank seminars/workshops/conferences
6	World Bank Public Information Center
7	World Bank publications and other written materials
8	Mobile phones
9	Social media (Facebook, Twitter, Youtube)
10	Blogs
11	Others (please specify): _____

G3	Are you aware of the World Bank's Access to Information Policy under which the Bank will now disclose any information in its possession that is not on a list of exceptions?	Yes	No
G4	Have you requested information from the World Bank on its activities in the past year? (If YES please go to Question G5; if NO please go to G6)	Yes	No
G5	Were you able to obtain this information?	Yes	No
G6	Do you have access to the Internet?	Yes	No
G7	Do you use/have you used the World Bank website?	Yes	No

SECTION G: COMMUNICATION AND INFORMATION SHARING (CONT...)

G8. Which do you primarily use?	
1	The World Bank's country website (www.Indonesia xxx.xxx)
2	The World Bank's main website (www.worldbank.org)

G9. Do you use/have you used the World Bank's Public Information Centers (PICs) in INDONESIA ?	
1	Yes
2	No
3	I don't know what PIC is

Please rate how much you agree with the following statements, on a ten point scale.													
		Strongly disagree								Strongly agree		Don't know	
G10	I use more data from the World Bank as a result of the organization's Open Data policy	1	2	3	4	5	6	7	8	9	10	<input type="checkbox"/>	
G11	The World Bank's PIC is a valuable source of information related to development in INDONESIA . <i>(Only answer if you have used the PIC)</i>	1	2	3	4	5	6	7	8	9	10	<input type="checkbox"/>	
G12	I find the World Bank websites easy to navigate. <i>(Only answer if you have used a World Bank website)</i>	1	2	3	4	5	6	7	8	9	10	<input type="checkbox"/>	
G13	I find the information on the World Bank's websites useful. <i>(Only answer if you have used a World Bank website)</i>	1	2	3	4	5	6	7	8	9	10	<input type="checkbox"/>	
G14	When I need information from the World Bank I know how to find it (e.g., whom to call, where to reach them, etc.)	1	2	3	4	5	6	7	8	9	10	<input type="checkbox"/>	
G15	The World Bank is responsive to my information requests and inquiries	1	2	3	4	5	6	7	8	9	10	<input type="checkbox"/>	

SECTION H: BACKGROUND INFORMATION

H1. Which of the following best describes your current position? (Please mark only ONE response)	
1	Office of the President
2	Office of Minister / Coordinating Minister
3	Office of Parliamentarian
4	Employee of a Ministry, Ministerial Department or Implementation Agency
5	Consultant/Contractor working on World Bank supported Project/Program
6	Project Management Unit (PMU) overseeing implementation of project
7	Local Government Office or Staff
8	Bilateral Agency
9	Multilateral Agency
10	Private Sector Organization
11	Private Foundation
12	Financial Sector/Private Bank
13	NGO
14	Community Based Organization
15	Media (Press, Radio, TV, Web, etc.)
16	Independent Government Institution (i.e., Regulatory Agency, Central Bank/oversight institution)
17	Trade Union
18	Faith-Based Group
19	Academia/Research Institute/Think Tank
20	Judiciary Branch
21	Other (please specify): _____

SECTION H: BACKGROUND INFORMATION (CONT...)

H2. Please identify the primary specialization of your work. (Please mark only ONE response)	
1	Agricultural development
2	Anti corruption
3	Basic infrastructure
4	Climate change (e.g., mitigation, adaptation)
5	Communicable/non-communicable disease
6	Disaster management
7	Domestic private sector development
8	Economic growth
9	Education
10	Energy
11	Environmental sustainability
12	Equality of opportunity (i.e., equity)
13	Financial markets
14	Food security
15	Foreign investment
16	Gender
17	Global information and communications technology
18	Global integration
19	Health
20	Labor markets/job creation/employment
21	Law and justice (e.g., judicial system)
22	Monitoring and evaluation
23	Natural resource management (e.g., oil, gas, mining)
24	Poverty reduction
25	Public financial management (e.g., public expenditure, fiscal system reform)
26	Public sector governance
27	Regional integration
28	Regulatory framework
29	Rural development
30	Social protection
31	Trade and exports
32	Transport (e.g., roads, bridges, transportation)
33	Urban development
34	Water and sanitation
35	Other (please specify): _____

SECTION H: BACKGROUND INFORMATION (CONT...)

H3. Currently, do you professionally collaborate/work with the World Bank in your country?

1	Yes
2	No

H4. Which of the following describes most of your exposure to the World Bank in INDONESIA ? (Choose no more than TWO)

1	Observer (i.e., follow in media, discuss in informal conversations, etc.)
2	Use World Bank reports/data
3	Engage in World Bank related/sponsored events/activities
4	Collaborate as part of my professional duties
5	Use World Bank website for information, data, research, etc.

H5. Which best represents your geographic location?

1	Jabodetabek
2	Outside of Jabodetabek but still in Java
3	Outside of Java

Thank you for completing the survey!