



# Comoros

## The World Bank Country Survey FY 2013

Report of Findings  
July 2013



CountryOpinionSurveys  
THE WORLD BANK GROUP

# Table of Contents

I. Objectives .....	3
II. Methodology.....	3
III. Demographics of the Sample.....	5
IV. General Issues Facing Comoros .....	10
V. Overall Attitudes toward the World Bank .....	14
VI. Sectoral Effectiveness.....	21
VII. How the World Bank Operates.....	24
VIII. World Bank Knowledge and Instruments .....	28
IX. The Future Role of the World Bank in Comoros .....	37
X. Communication and Openness.....	41
XI. Appendices.....	47



## I. Objectives

This survey was designed to achieve the following objectives:

- Assist the World Bank in gaining a better understanding of how stakeholders in Comoros perceive the Bank;
- Obtain systematic feedback from stakeholders in Comoros regarding:
  - Their views regarding the general environment in Comoros;
  - Their overall attitudes toward the World Bank in Comoros;
  - Overall impressions of the World Bank's effectiveness and results, knowledge work and activities, and communication and information sharing in Comoros;
  - Perceptions of the World Bank's future role in Comoros.
- Use data to help inform Comoros country team's strategy.

## II. Methodology

In June 2013, 150 stakeholders of the World Bank in Comoros were invited to provide their opinions on the Bank's assistance to the country by participating in a country survey. Participants in the survey were drawn from the office of the President, Prime Minister, office of a minister; office of a parliamentarian; a ministry, ministerial department, or implementation agency; consultants/ contractors working on World Bank-supported projects/programs; project management units (PMUs) overseeing implementation of a project; local government officials or staff; bilateral and multilateral agencies; private sector organizations; the financial sector/private banks; NGOs; community-based organizations; the media; independent government institutions; trade unions; academia/research institutes/think tanks; judiciary branches, and other organizations. A total of 126 stakeholders participated in the survey (84% response rate).

Respondents received questionnaires via courier and returned them accordingly. Respondents were asked about: general issues facing Comoros; their overall attitudes toward the Bank; the World Bank's effectiveness and results; the Bank's knowledge work and activities; working with the World Bank; the Bank's future role in Comoros; and the Bank's communication and information sharing in Comoros.

Every country that engages in the Country Survey must include specific indicator questions that will be aggregated for the World Bank's annual Corporate Scorecard. These questions are identified throughout the survey report.

- A. General Issues Facing Comoros: Respondents were asked to indicate whether Comoros is headed in the right direction, what they thought were the top three most important development priorities in the country, and which areas would contribute most to reducing poverty and generating economic growth in Comoros.
- B. Overall Attitudes toward the World Bank: Respondents were asked to rate their familiarity with the World Bank, the Bank's effectiveness in Comoros, Bank staff preparedness to help Comoros solve its development challenges, their agreement with various statements regarding the Bank's work, and the extent to which the Bank is an effective development partner. Respondents were asked to indicate the Bank's greatest values, the most effective instruments in helping reduce poverty in Comoros, with which stakeholder groups the Bank should collaborate more, to what extent the Bank should influence the global development agenda, and to what reasons respondents attributed failed or slow reform efforts.

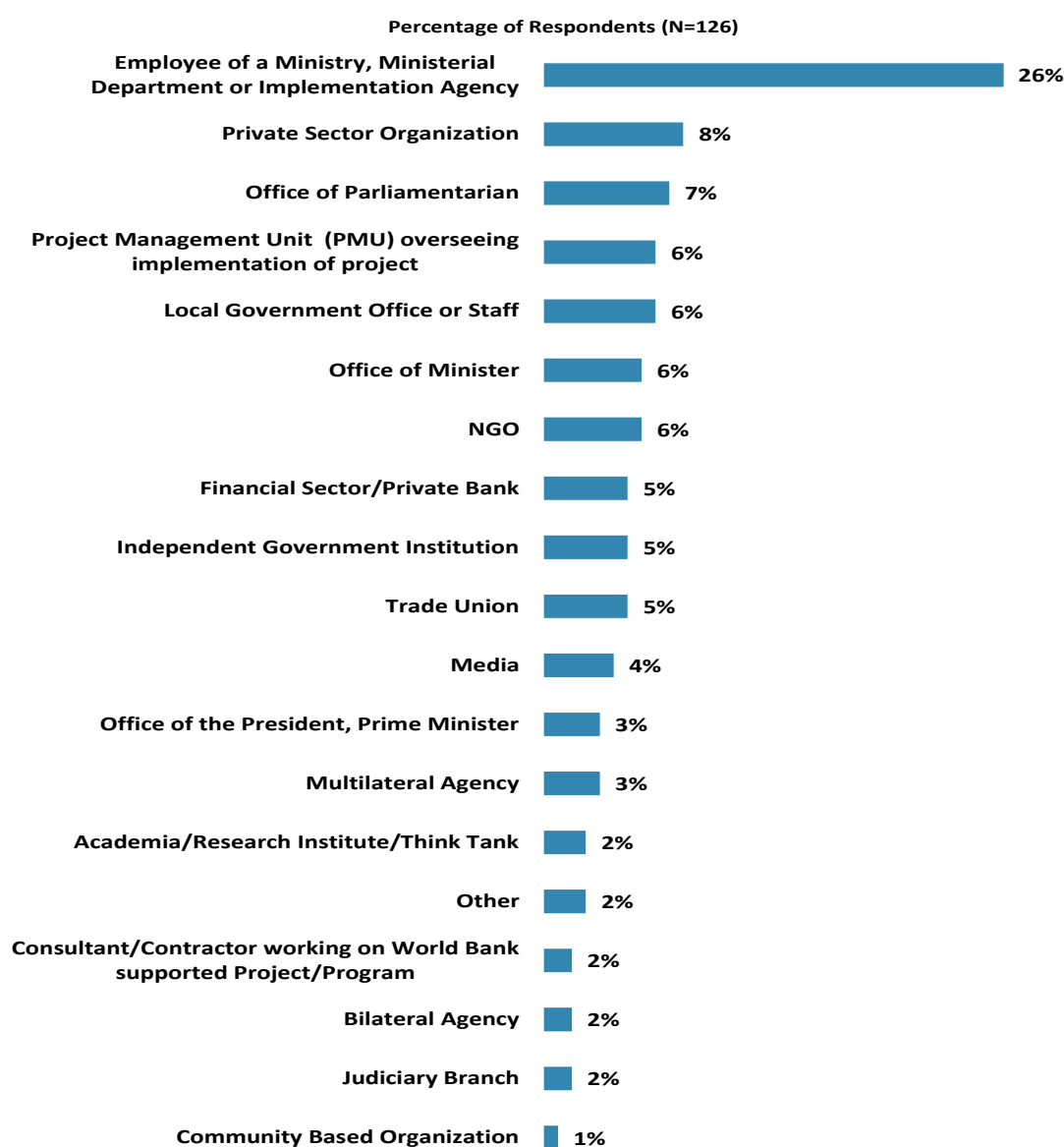
## II. Methodology (continued)

- C. World Bank Effectiveness and Results: Respondents were asked to rate the extent to which the Bank's work helps achieve development results and build existing country systems, the extent to which the Bank meets Comoros's needs for knowledge services and financial instruments, and the Bank's level of effectiveness across forty one development areas, such as public sector governance/reform, energy, poverty reduction and law and justice.
- D. The World Bank's Knowledge: Respondents were asked to indicate how frequently they consult Bank knowledge work and activities, to rate the effectiveness and quality of the Bank's knowledge work and activities, including how significant of a contribution it makes to development results and its technical quality.
- E. Working with the World Bank: Respondents were asked to rate their level of agreement with a series of statements regarding working with the Bank, such as the World Bank's "Safeguard Policy" requirements being reasonable, the Bank imposing reasonable conditions on its lending, disbursing funds promptly, increasing Comoros's institutional capacity, and providing effective implementation support.
- F. The Future Role of the World Bank in Comoros: Respondents were asked to indicate what the Bank should do to make itself of greater value, and which development areas Comoros would benefit most from the Bank playing a leading role among international partners and from other donors in Comoros.
- G. Communication and Information Sharing: Respondents were asked to indicate how they get information about economic and social development issues, how they prefer to receive information from the Bank, and their usage and evaluation of the Bank's websites. Respondents were asked about their awareness of the Bank's Access to Information policy, past information requests from the Bank, and their level of agreement that they use more data from the World Bank as a result of the Bank's Open Data policy. Respondents were also asked about their level of agreement that they know how to find information from the Bank, that the Bank's websites are easy to navigate and useful, and that the Bank is responsive to information requests. Respondents were also asked to indicate what connection they primarily use when visiting a Bank website and whether they primarily use the Bank's country website or the Bank's main website.
- H. Background Information: Respondents were asked to indicate their current position, specialization, whether they professionally collaborate with the World Bank, their exposure to the Bank in Comoros, and their geographic location.

### III. Demographics of the Sample

#### Current Position

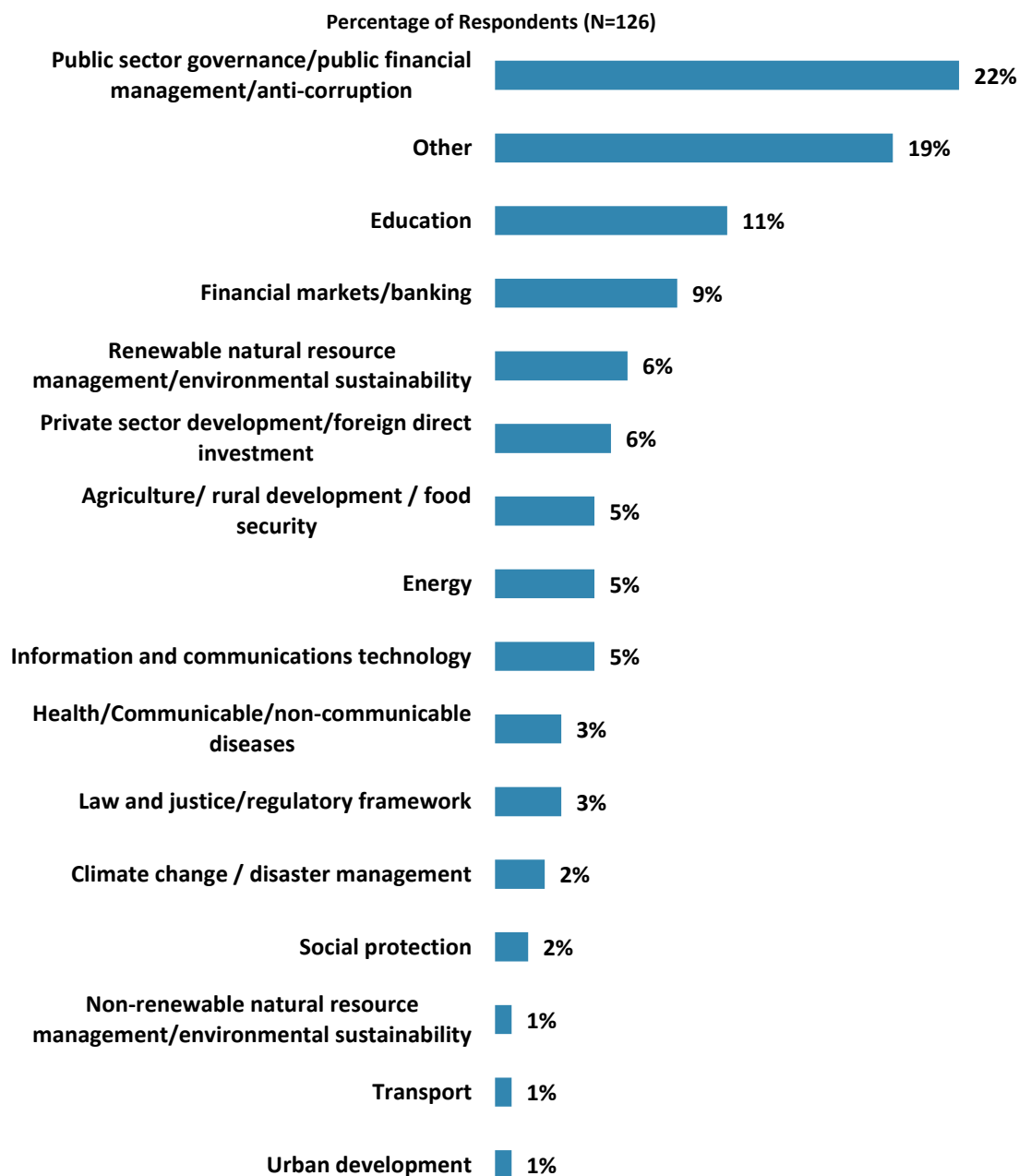
- For further analyses, respondents from the Office of the President, Prime Minister and office of a minister were combined, respondents from bilateral agencies and multilateral agencies were combined; respondents from PMUs were combined with consultants/contractors working on Bank projects; respondents from the financial sector/private banks were combined with those from the private sector; respondents from NGOs, community-based organizations, and trade unions were combined into a new category “CSO”; and the few respondents from the academia/research institutes/think tanks, judiciary branches, and other organizations were included in the “Other” category. There were no respondents from private foundations or faith-based groups.



“Which of the following best describes your current position?” (Respondents chose from a list.)

### III. Demographics of the Sample (continued)

#### Area of Primary Specialization

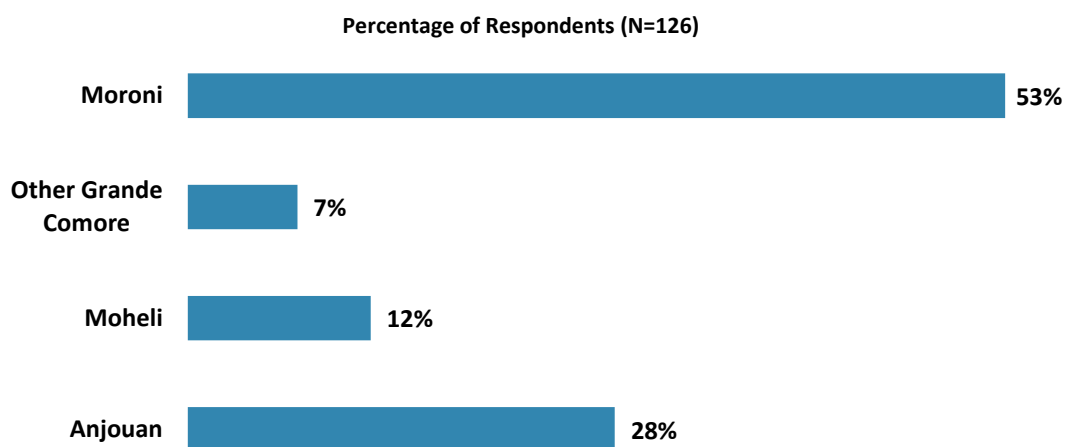


"Please identify the primary specialization of your work." (Respondents chose from a list.)

### III. Demographics of the Sample (continued)

#### Geographic Location

- Responses across geographic locations for all country survey questions can be found in the Appendix (see page 87). Only significant differences between geographic locations in response to indicator questions will be discussed in the body of this report.



“Which best represents your geographic location?” (Respondents chose from a list.)

### III. Demographics of the Sample (continued)

#### Collaboration with and Exposure to the World Bank

- Differences in responses to the indicator questions, based on levels of collaboration and exposure to the World Bank in Comoros, can be found in Appendix D (see page 102). Please note that where these two factors appear to have a significant relationship with overall views of the Bank, it is highlighted in yellow in that table.

Percentage of Respondents (N=124)



"Currently, do you professionally collaborate/work with the World Bank in your country?"

Percentage of Respondents (N=120)



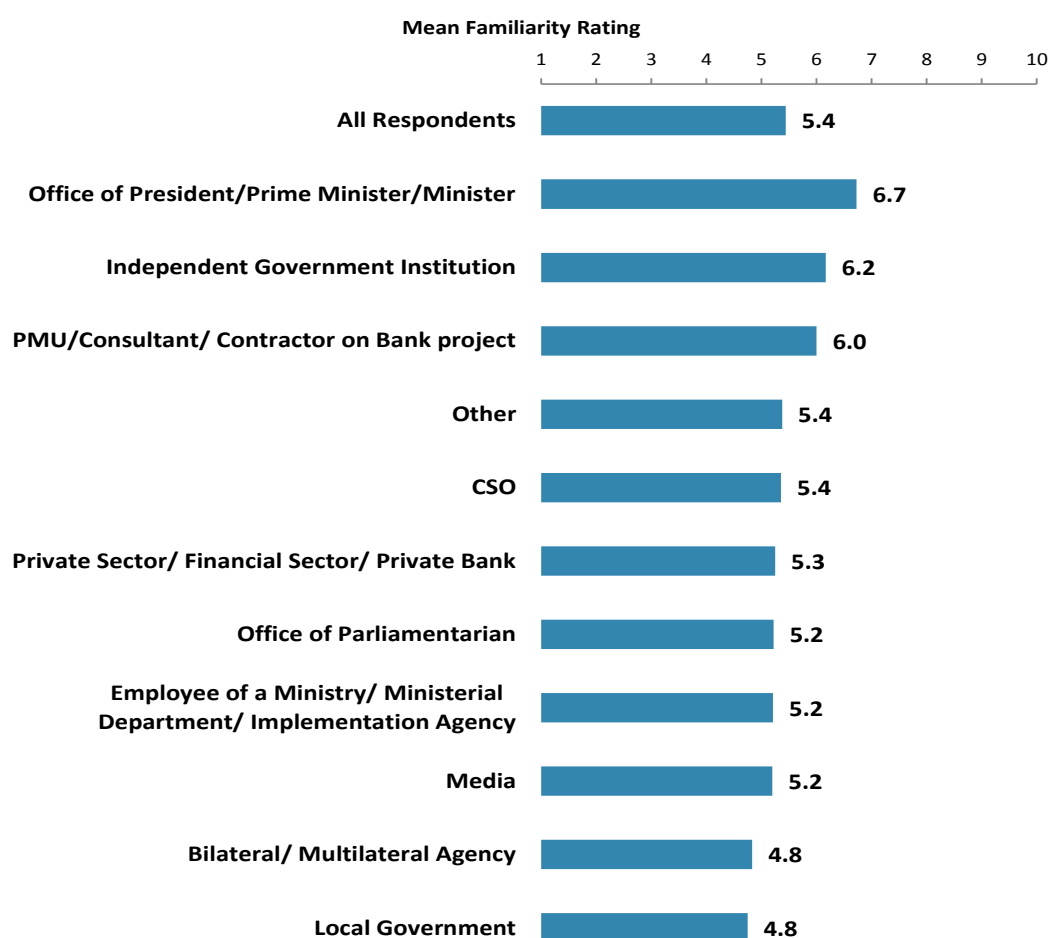
"Which of the following describes most of your exposure to the World Bank in Comoros? (Choose no more than TWO)" (Respondents chose from a list. Responses combined.)



### III. Demographics of the Sample (continued)

#### Familiarity with the World Bank

- Respondents across all stakeholder groups and geographic locations had statistically similar level of familiarity with the World Bank.
- Respondents' ratings of familiarity with the Bank were significantly, strongly correlated with their perceptions of the Bank's overall effectiveness in Comoros and perceptions of the Bank's relevance to Comoros's development, and significantly, moderately correlated with the Bank's ability to help achieve development results in Comoros.

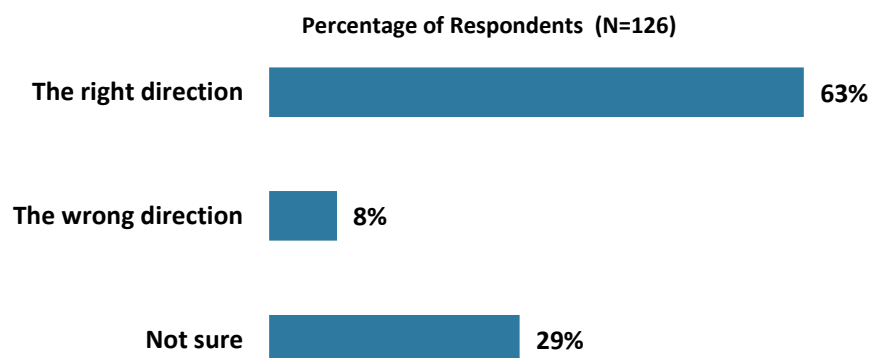


"How familiar are you with the work of the World Bank in Comoros?"  
(1 - "Not familiar at all", 10 - "Extremely familiar")

## IV. General Issues Facing Comoros

### Headed in the Right Direction

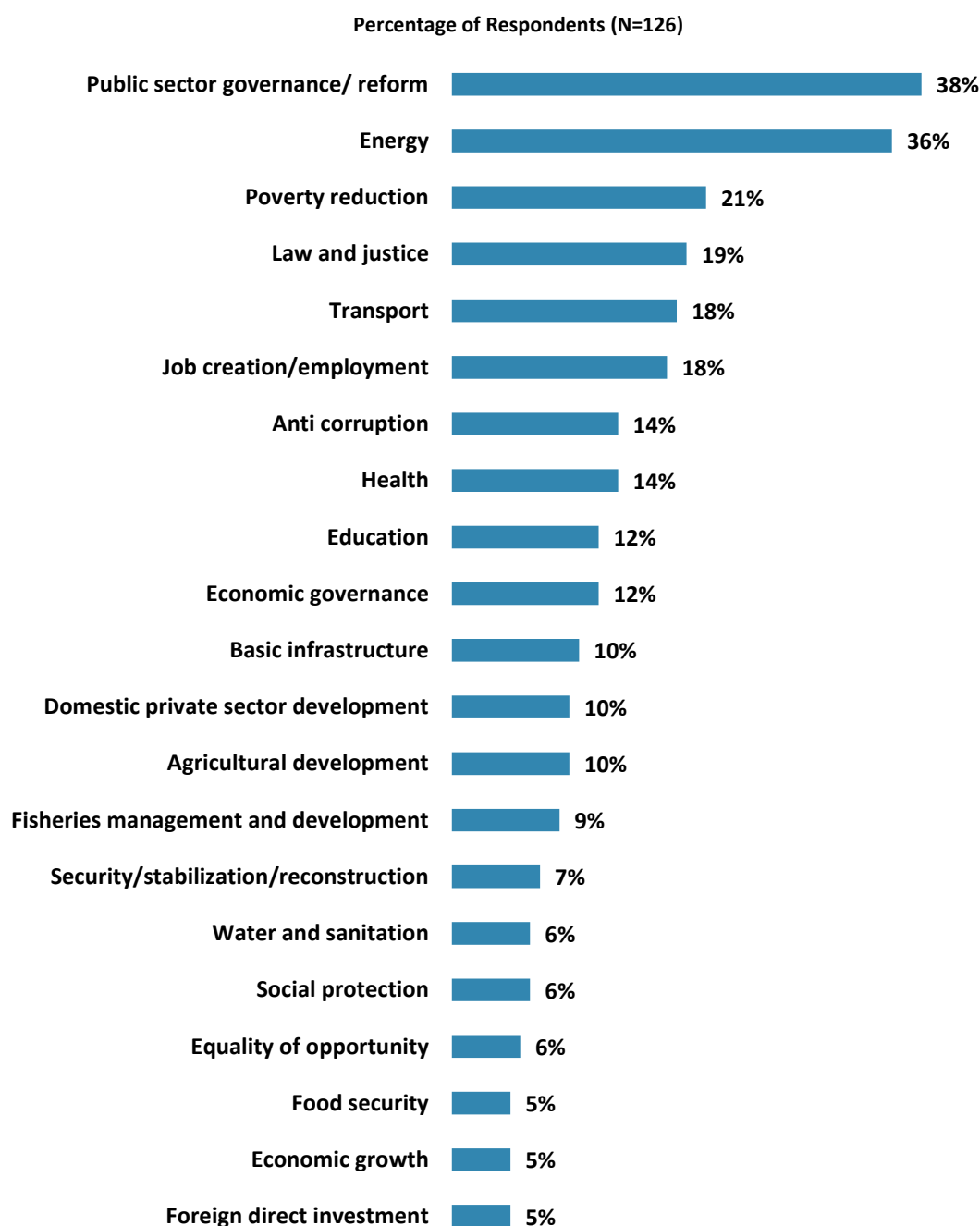
- Respondents across stakeholder groups had statistically similar responses regarding whether Comoros was headed in the right direction. A majority of respondents across the stakeholder groups indicated that Comoros was headed in the right direction, while over a quarter of the respondents indicated that they were not sure whether Comoros was headed in the right direction.
- Respondents in Moheli were most likely to indicate that Comoros was headed in the right direction, whereas respondents from Anjouan were significantly *less* likely to indicate that Comoros was headed in the right direction.



"In general, would you say that Comoros is headed in ...?"  
(Respondents chose from a list.)

## IV. General Issues Facing Comoros (continued)

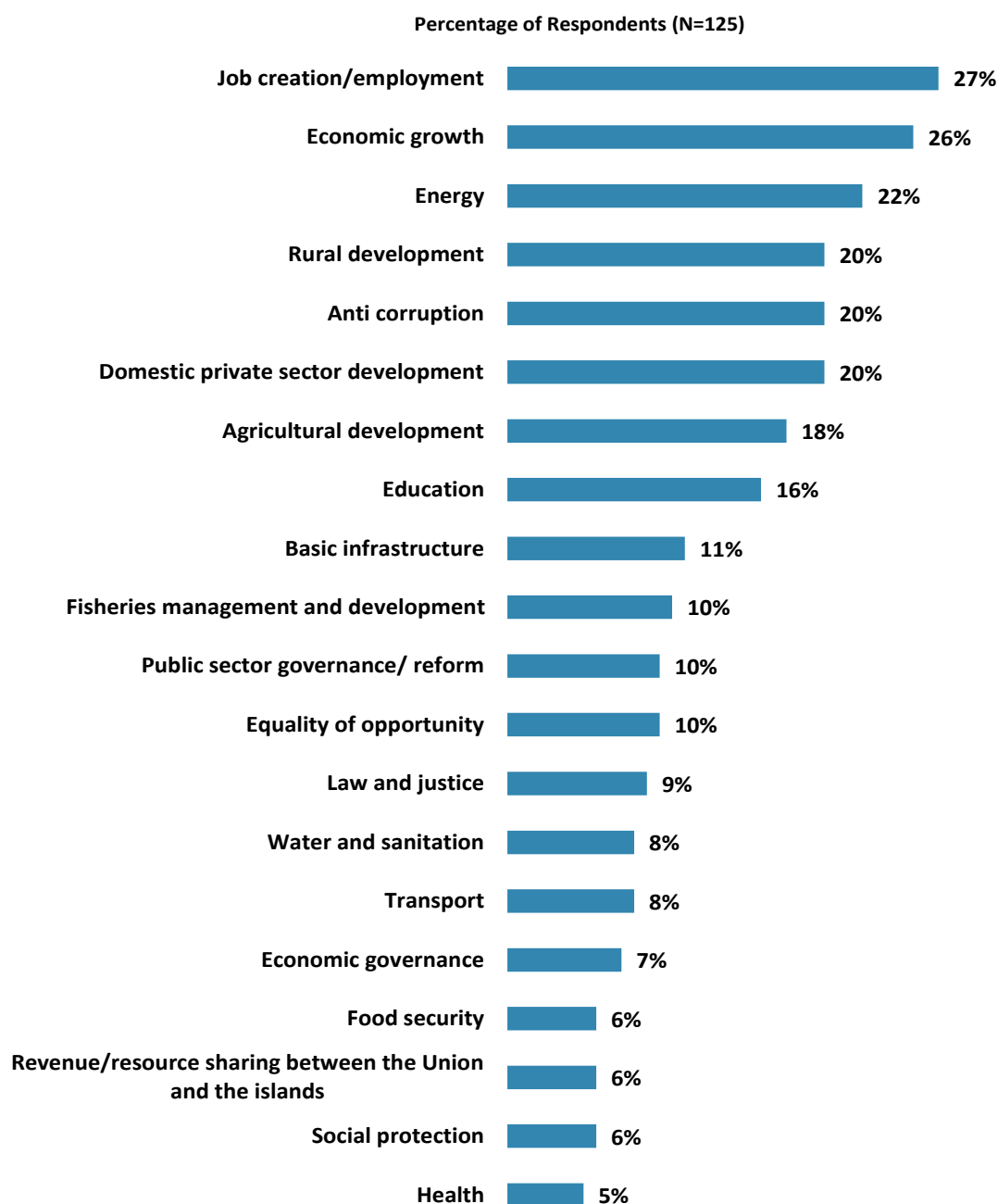
### Development Priority



“Listed below are a number of development priorities in Comoros. Please identify which of the following you consider the most important development priorities in Comoros. (Choose no more than THREE)” (Respondents chose from a list. Responses combined.)

## IV. General Issues Facing Comoros (continued)

### What Would Contribute Most to Reducing Poverty



**“Poverty reduction is a broad term that encompasses work in many different areas. Which THREE areas of development listed below do you believe would contribute most to reducing poverty in Comoros?” (Respondents chose from a list. Responses combined.)**

## IV. General Issues Facing Comoros (continued)

### What Would Contribute Most to Generating Economic Growth

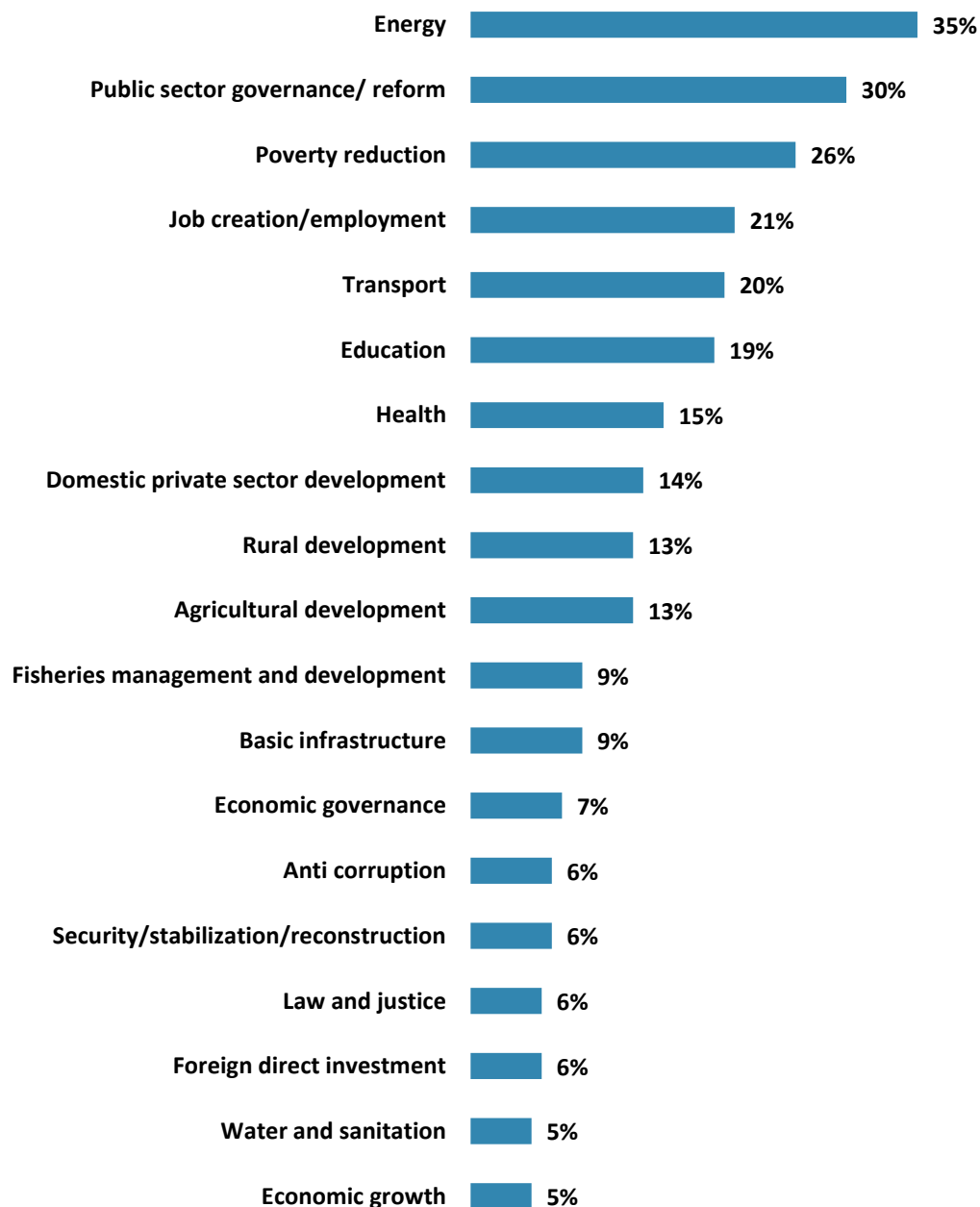


“Economic growth can be driven by a number of factors. Which THREE areas below do you believe would contribute most to generating economic growth in Comoros? (Choose no more than THREE)” (Respondents chose from a list. Responses combined.)

## V. Overall Attitudes toward the World Bank

### Where the World Bank Should Focus its Resources

Percentage of Respondents (N=125)



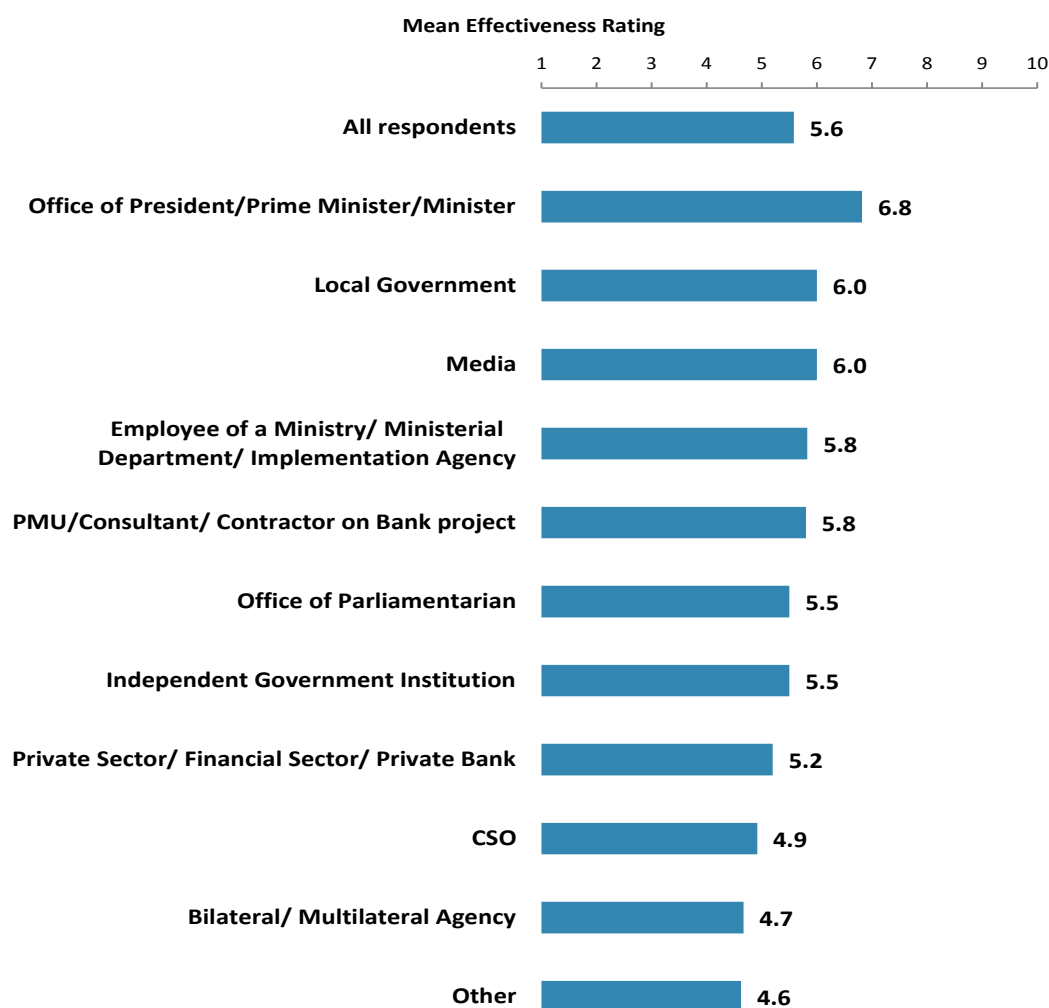
**“When thinking about how the World Bank can have the most impact on development results in Comoros, in which sectoral areas do you believe the World Bank should focus most of its attention and resources in Comoros? (Choose no more than THREE)”**  
 (Respondents chose from a list. Responses combined.)

## V. Overall Attitudes toward the World Bank (continued)

As noted in the “Methodology” section, the indicator questions referred to throughout the survey report are questions that are asked in every country that engages in the Country Survey. These will be aggregated for the Bank’s annual Corporate Scorecard.

### The World Bank’s Overall Effectiveness (*Indicator Question*)

- Respondents across all stakeholder groups and geographic locations gave statistically similar ratings for the World Bank’s overall effectiveness in Comoros.



**"Overall, please rate your impression of the World Bank's effectiveness in Comoros?"**  
*(1 - "Not effective at all", 10 - "Very effective")*

## V. Overall Attitudes toward the World Bank (continued)

### Achieving Development Results (*Indicator Question*)

- Respondents across stakeholder groups and geographic locations gave statistically similar ratings for the World Bank helping achieve development results in Comoros.

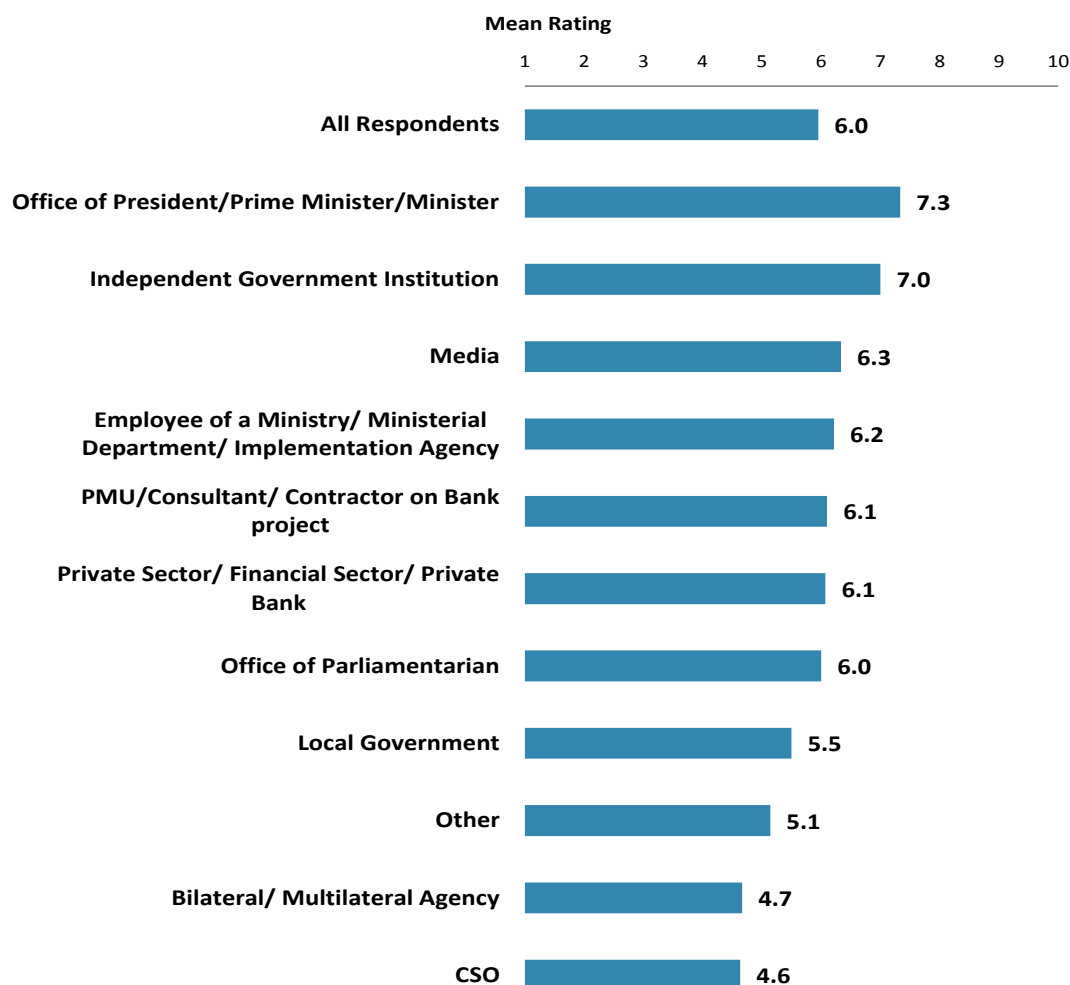




## V. Overall Attitudes toward the World Bank (continued)

### Staff Preparedness (*Indicator Question*)

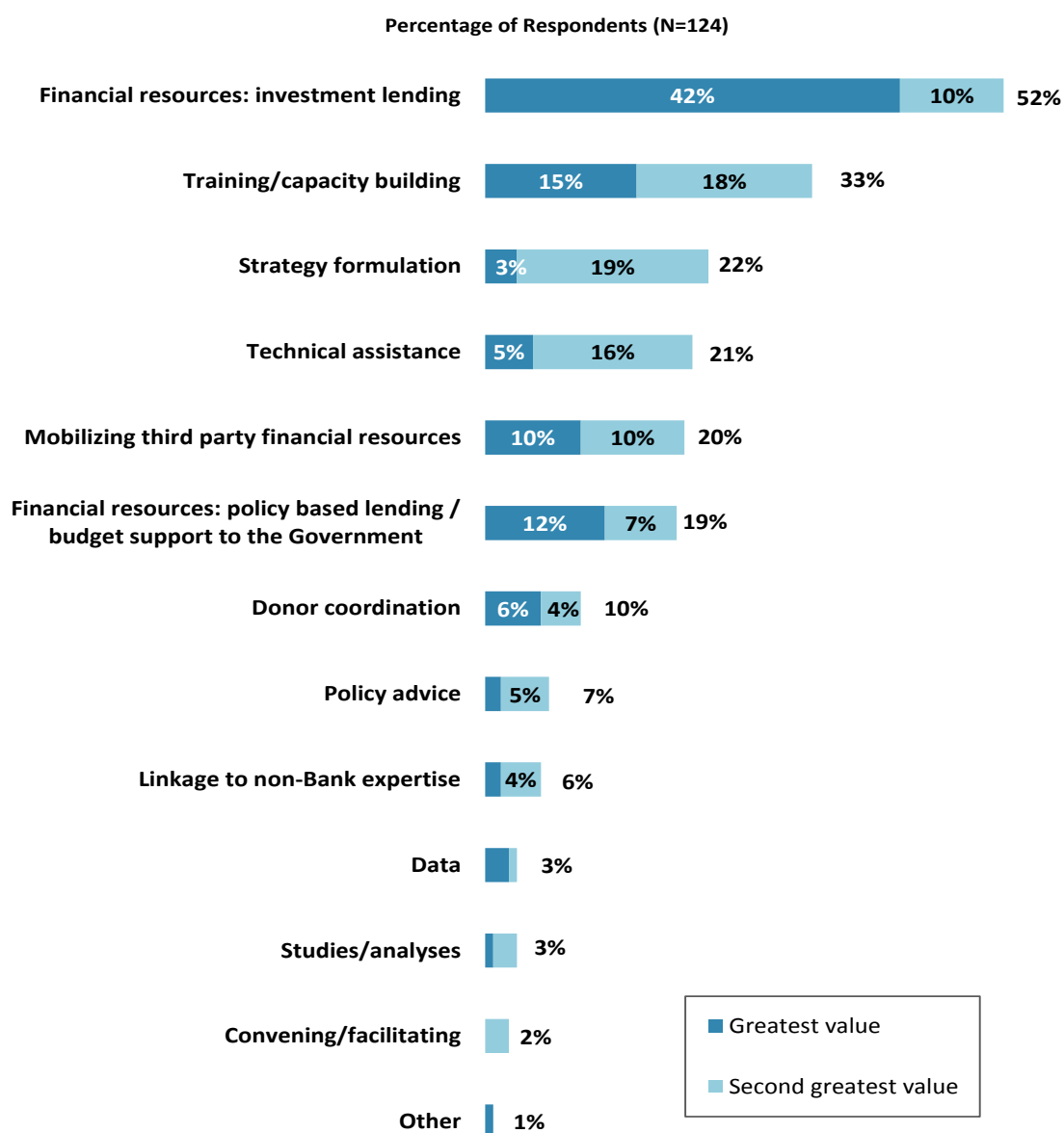
- Respondents across all stakeholder groups and geographic locations gave statistically similar ratings for the extent to which the Bank's staff is well prepared to help Comoros solve its most complicated development challenges.



"To what extent do you believe the World Bank's staff is well prepared (e.g., skills and knowledge) to help Comoros solve its most complicated development challenges?"  
 (1-"To no degree at all", 10-"To a very significant degree")

## V. Overall Attitudes toward the World Bank (continued)

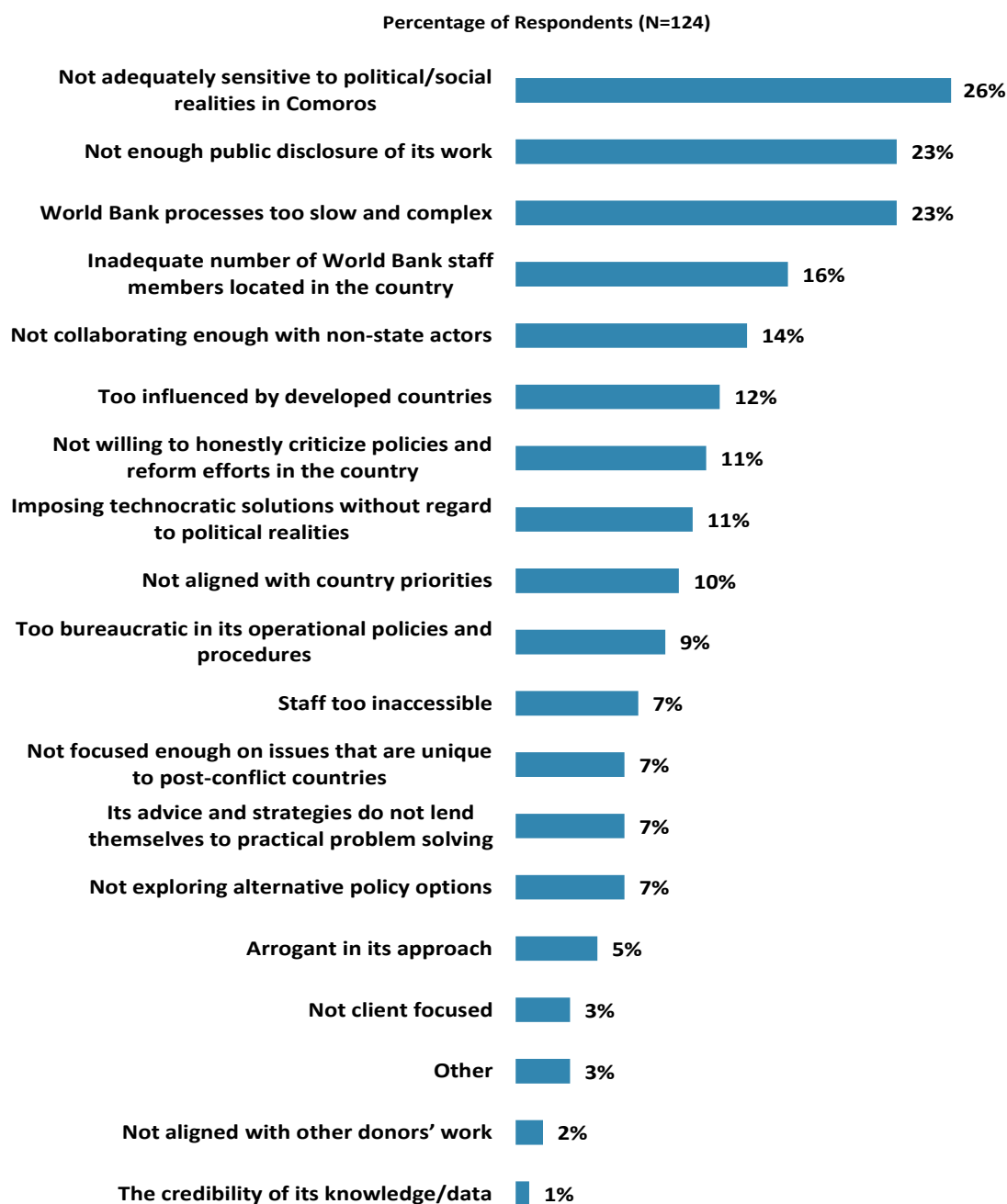
### Greatest Value



**“When thinking about the World Bank’s role, which activity do you believe is of greatest VALUE and which activity is of second greatest value in Comoros?”**  
 (Respondents chose from a list.)

## V. Overall Attitudes toward the World Bank (continued)

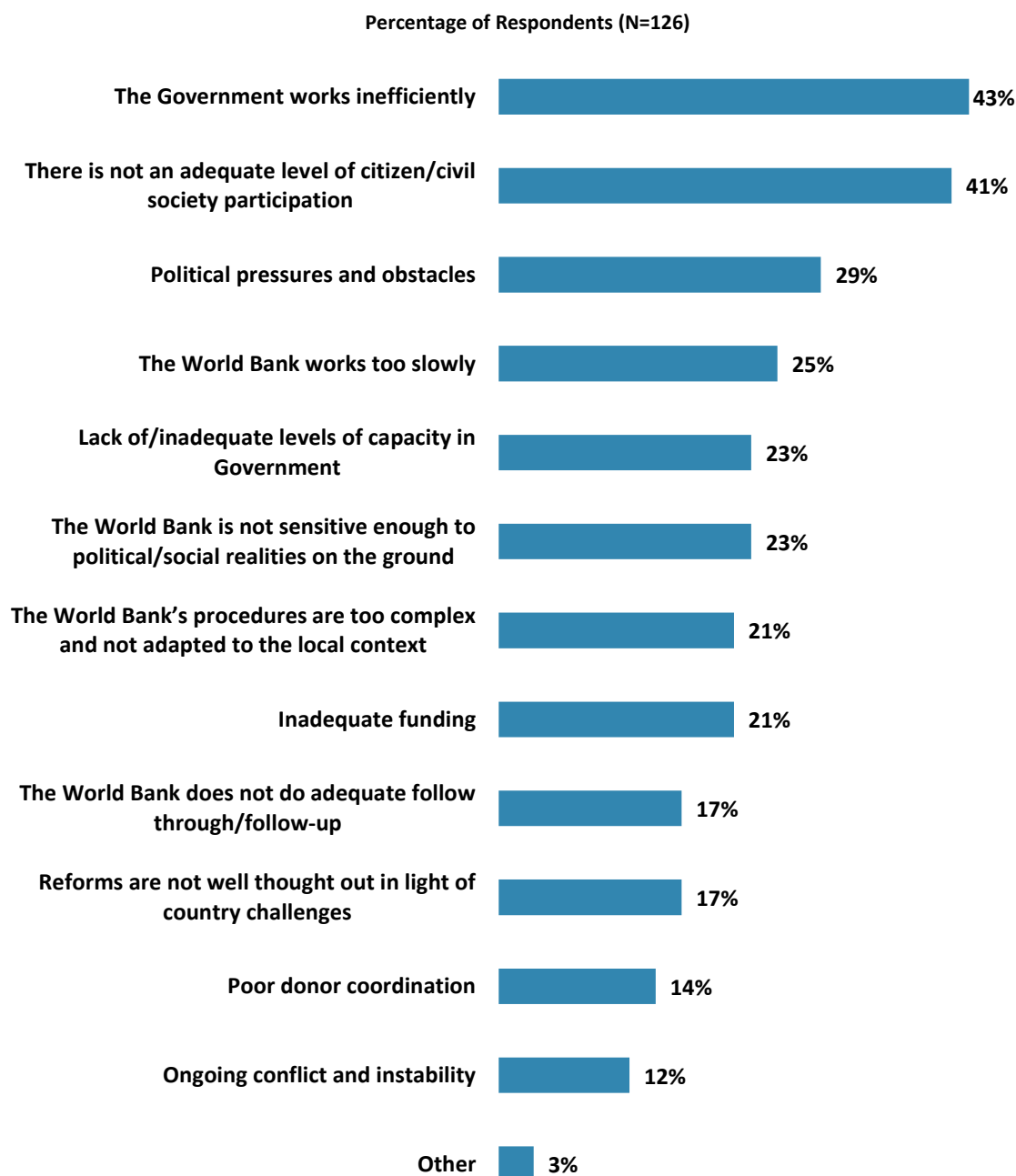
### Greatest Weakness



**“Which of the following do you identify as the World Bank’s greatest WEAKNESSES in its work in Comoros? (Choose no more than TWO)”**  
 (Respondents chose from a list. Responses combined.)

## V. Overall Attitudes toward the World Bank (continued)

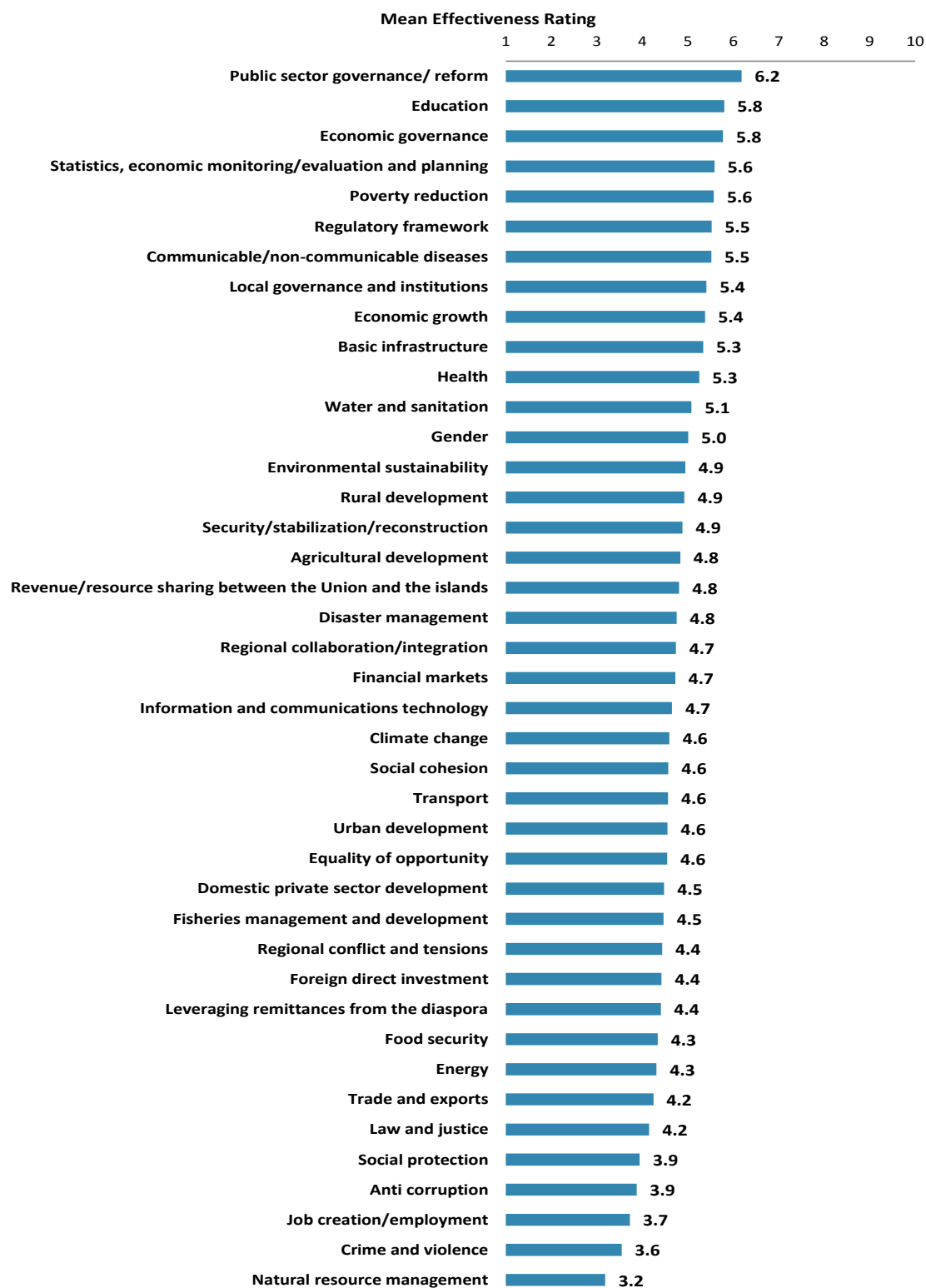
### Attributing Slow or Failed Reform Efforts



"When World Bank assisted reform efforts fail or are slow to take place, which of the following would you attribute this to? (Choose no more than THREE)"  
(Respondents chose from a list. Responses combined.)

## VI. Sectoral Effectiveness

### Specific Areas of Effectiveness



(1-"Not effective at all", 10-"Very effective")

## VI. Sectoral Effectiveness (continued)

### Specific Areas of Effectiveness (continued)

- There were two instances in which there were significant stakeholder group differences across forty one areas of development. Respondents from the office of a parliamentarian and independent government institutions gave the highest ratings for the Bank's effectiveness at "information and communications technology" whereas respondents from local governments and the office of President/Prime Minister/Minister gave significantly *lower* effectiveness ratings.
- Respondents from the media and the office of a parliamentarian gave the highest ratings for the Bank's effectiveness at "natural resource management" whereas respondents from local governments and bilateral/multilateral agencies gave significantly *lower* effectiveness ratings.
- There were significant differences between geographic locations across four of these forty one areas. These four areas are:
  - Anti corruption;
  - Environmental sustainability;
  - Social protection; and
  - Fisheries management and development
- In all four instances except "fisheries management and development," respondents from Moheli gave the highest ratings for the Bank's effectiveness, whereas respondents from Anjouan tended to give significantly *lower* ratings.
- As for the Bank's effectiveness in "fisheries management and development," respondents from Moroni gave the highest ratings, whereas respondents from Moheli had significantly *lower* ratings.
- Responses across all stakeholder groups and geographic locations can be found in the Appendix.

## VI. Sectoral Effectiveness (continued)

### Drivers of Effectiveness

To determine the key drivers of respondents' ratings of the Bank's overall effectiveness and ratings of its ability to help achieve development results in Comoros, bivariate correlational analyses were conducted using respondents' ratings of the forty-one specific areas of effectiveness.

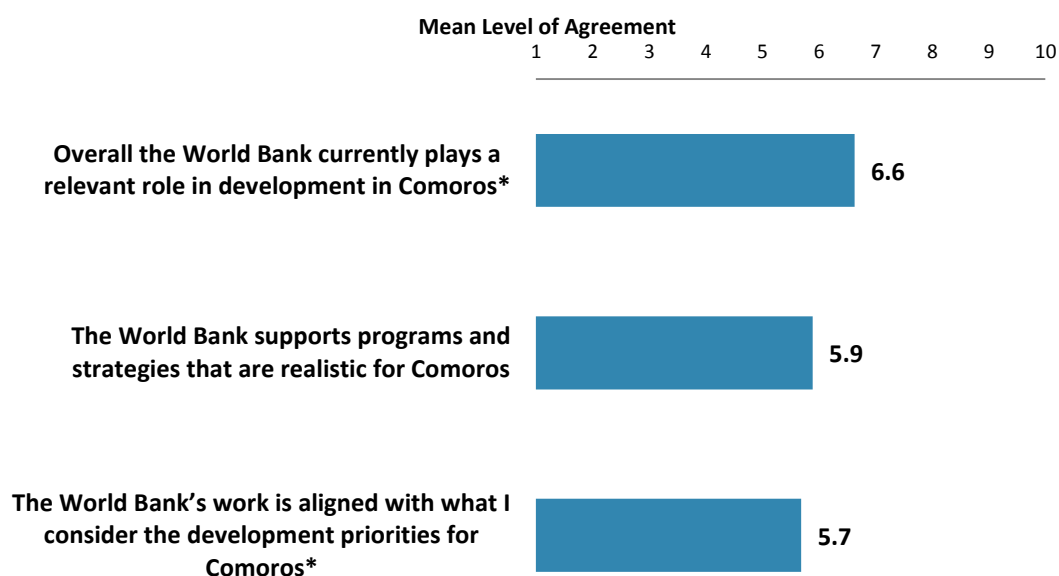
Correlational analyses, however, are not able to tell us exactly what is causing respondents' ratings of the Bank's overall effectiveness or ratings of its ability to help achieve development results. Rather, these analyses tell us that as ratings of effectiveness in one area increase, respondents' ratings of the Bank's overall effectiveness increase, or as ratings of effectiveness in one area increase, ratings of the Bank's ability to help achieve development results increase. Thus, it can be inferred that respondents' perceptions of effectiveness in one specific area are related to, or drive, respondents' perceptions of the Bank's overall effectiveness or perceptions of the Bank's ability to help achieve development results.

- **Overall Effectiveness:** Those specific areas with the highest Pearson Product-Moment correlations were determined to be the most closely related to perceptions of the Bank's overall effectiveness, suggesting that ratings of effectiveness in those specific areas are drivers of perceptions of the Bank's overall effectiveness in Comoros. The areas determined to be key drivers from these analyses were:
  - The Bank's effectiveness at economic governance;
  - The Bank's effectiveness at climate change;
  - The Bank's effectiveness at revenue/resource sharing between the Union and the islands;
  - The Bank's effectiveness at social protection; and
  - The Bank's effectiveness at education.
- **Achieving Development Results:** Those specific areas with the highest Pearson Product-Moment correlations were determined to be the most closely related to perceptions of the Bank's ability to help achieve development results in Comoros, suggesting that ratings of effectiveness in those specific areas are drivers of perceptions of the Bank's ability to help achieve development results. The areas determined to be key drivers from these analyses were:
  - The Bank's effectiveness at security/stabilization/reconstruction;
  - The Bank's effectiveness at transport;
  - The Bank's effectiveness at statistics, economic monitoring/evaluation and planning;
  - The Bank's effectiveness at economic governance; and
  - The Bank's effectiveness at health.

## VII. How the World Bank Operates

### The World Bank's Work in Comoros

- Respondents from the office of President/Prime Minister/Minister and the office of a parliamentarian had the highest levels of agreement that “overall the World Bank currently plays a relevant role in development in Comoros,” whereas respondents from CSOs, the private sector/financial sector/private banks, and other organizations had significantly *lower* levels of agreement.
- Respondents across all stakeholder groups gave statistically similar ratings for the indicator question that “the World Bank’s work is aligned with what I consider the development priorities for Comoros.”
- Respondents across all geographic locations gave statistically similar ratings for all the following three statements.



"To what extent do you agree with the following statements about the World Bank's work in Comoros?" (1-"Strongly disagree", 10-"Strongly agree")

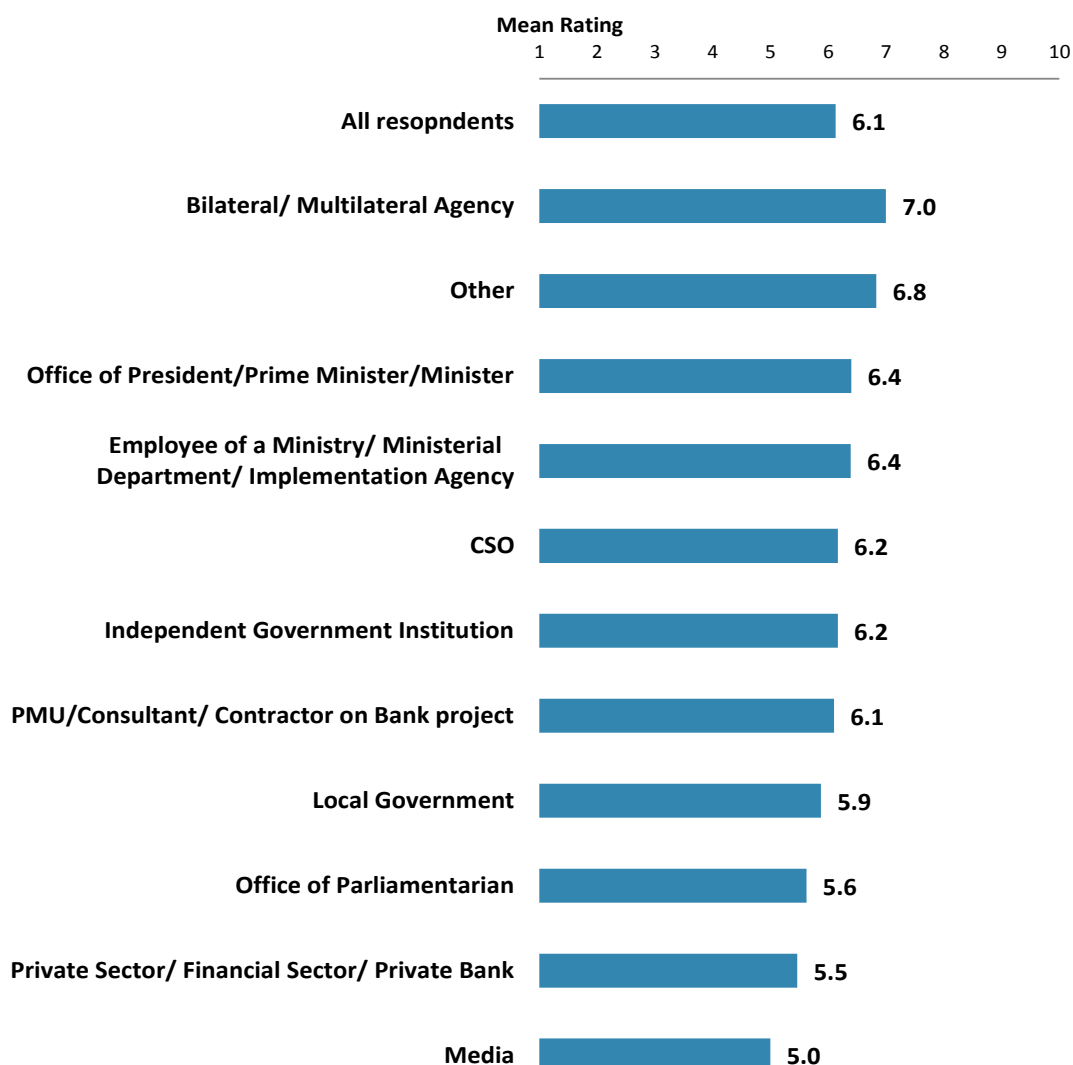
*\*Indicator Question*



## VII. How the World Bank Operates (continued)

### Building/Strengthening Existing Country Systems

- Respondents across all stakeholder groups and geographic locations gave statistically similar ratings for the Bank's help with building/strengthening existing country systems in Comoros.

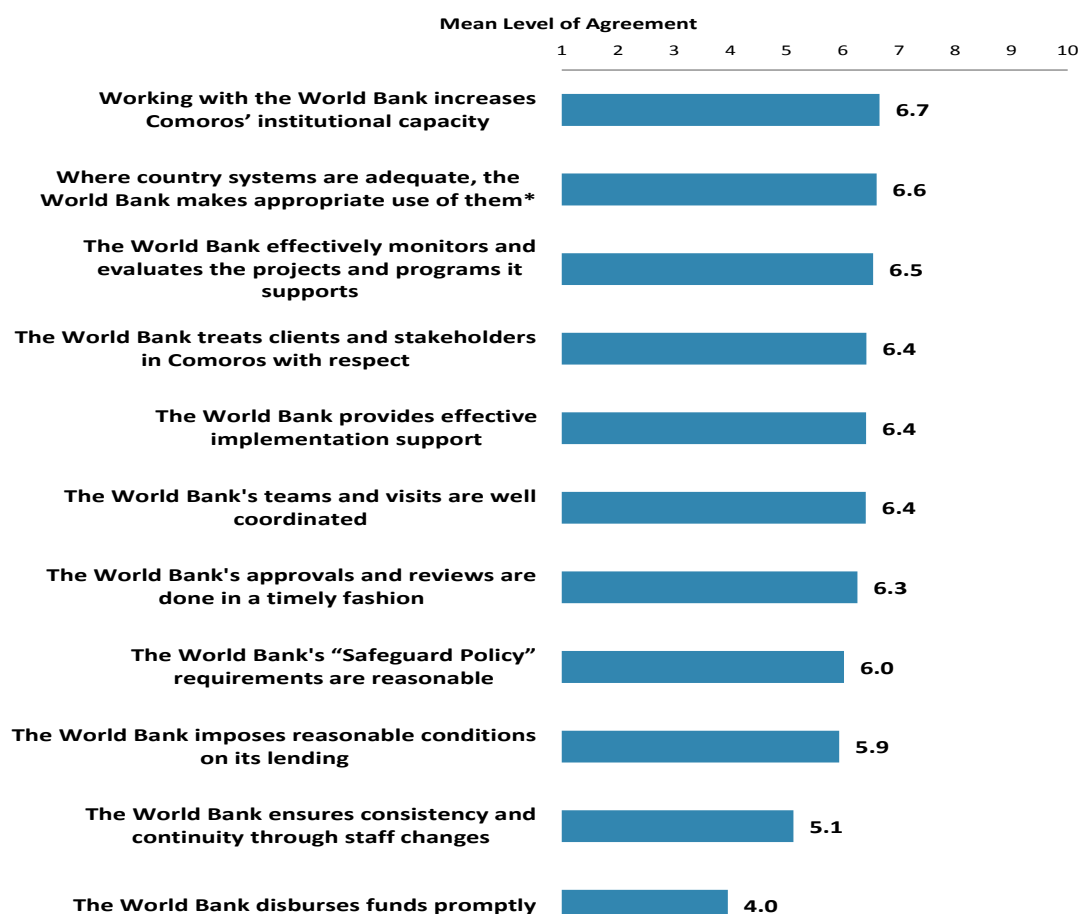


"To what extent does the World Bank help to build/strengthen existing country systems in Comoros?" (1-"To no degree at all", 10-"To a very significant degree")

## VII. How the World Bank Operates (continued)

### Overall Perceptions

- There are significant differences across stakeholder groups in their levels of agreement with four of the following statements. In most cases, respondents from the office of President/Prime Minister/Minister, PMUs and consultants/contractors working on Bank projects indicated the highest levels of agreement that “the World Bank effectively monitors and evaluates the projects and programs it supports”, “the Bank treats clients and stakeholders in Comoros with respect”, “the Bank provides effective implementation support”, and “the Bank disburses funds promptly, whereas respondents from CSOs and local governments indicated significantly *lower* levels of agreement.
- Respondents across all stakeholder groups gave statistically similar ratings for the indicator question that “where country systems are adequate, the World Bank makes appropriate use of them”.
- Respondents across all geographic locations gave statistically similar ratings for all these statements.

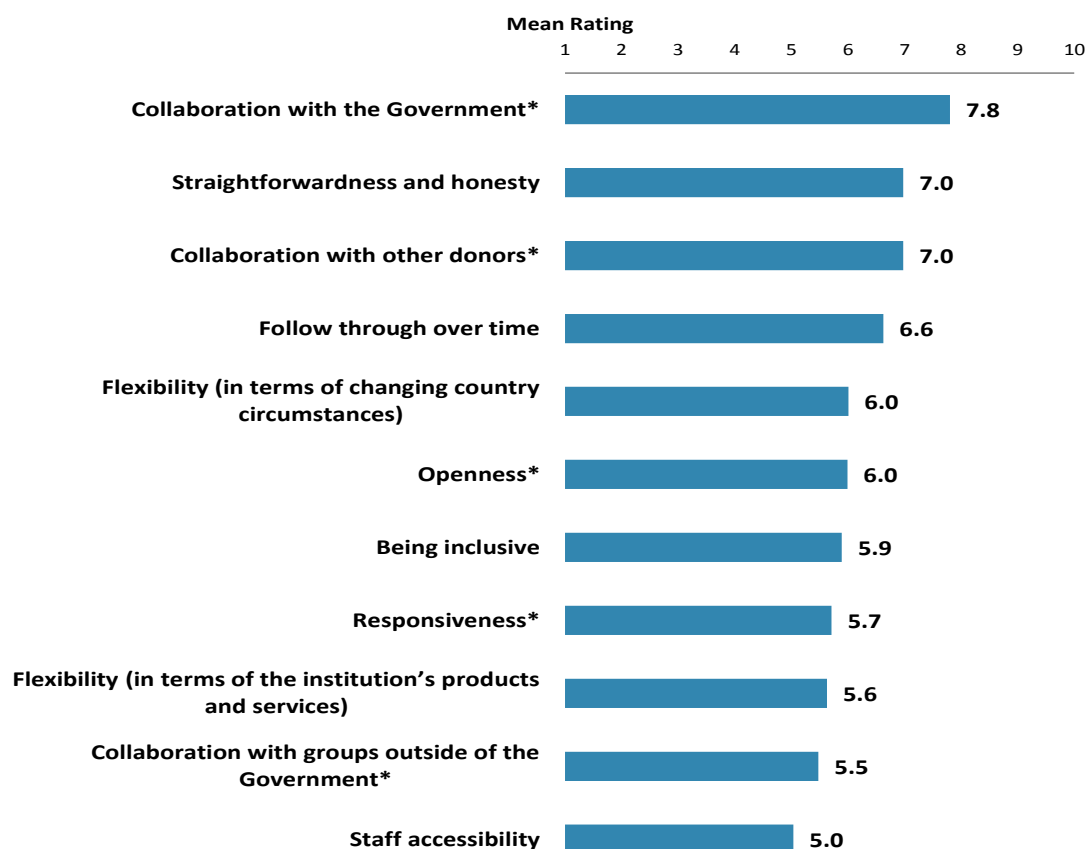


"To what extent do you agree/disagree with the following statements?"  
(1-"Strongly disagree", 10-"Strongly agree") \*Indicator Question

## VII. How the World Bank Operates (continued)

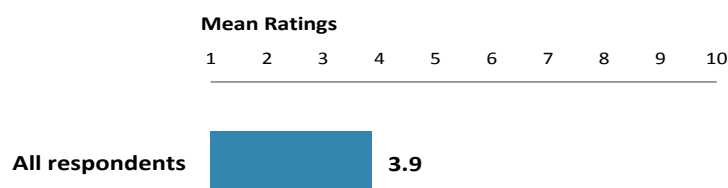
### The World Bank as an Effective Development Partner

- Respondents across stakeholder groups and geographic locations gave statistically similar ratings for all of the following qualities of the Bank as an effective development partner, including the Bank's "collaboration with the government", "with other donors", and "with groups outside the government" and Bank's "responsiveness" and "openness" which are indicator qualities.



"To what extent is the World Bank an effective development partner in Comoros?"  
(1-"To no degree at all", 10-"To a very significant degree") \*Indicator Question

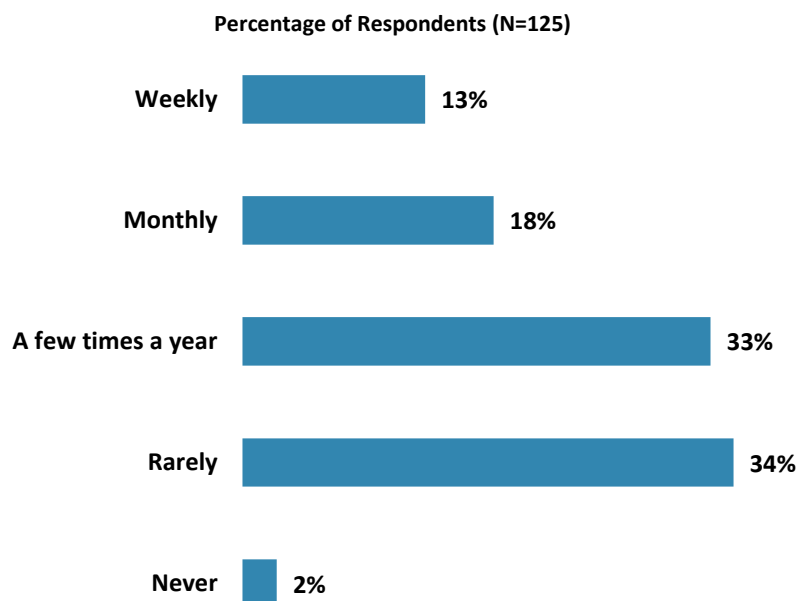
### The World Bank is Adequately Staffed in Comoros



"To what extent do you believe the World Bank is adequately staffed in Comoros?"  
(1-"to no degree at all", 10-"To a very significant degree")

## VIII. World Bank Knowledge and Instruments

### Frequency of Consulting Bank Knowledge Work and Activities

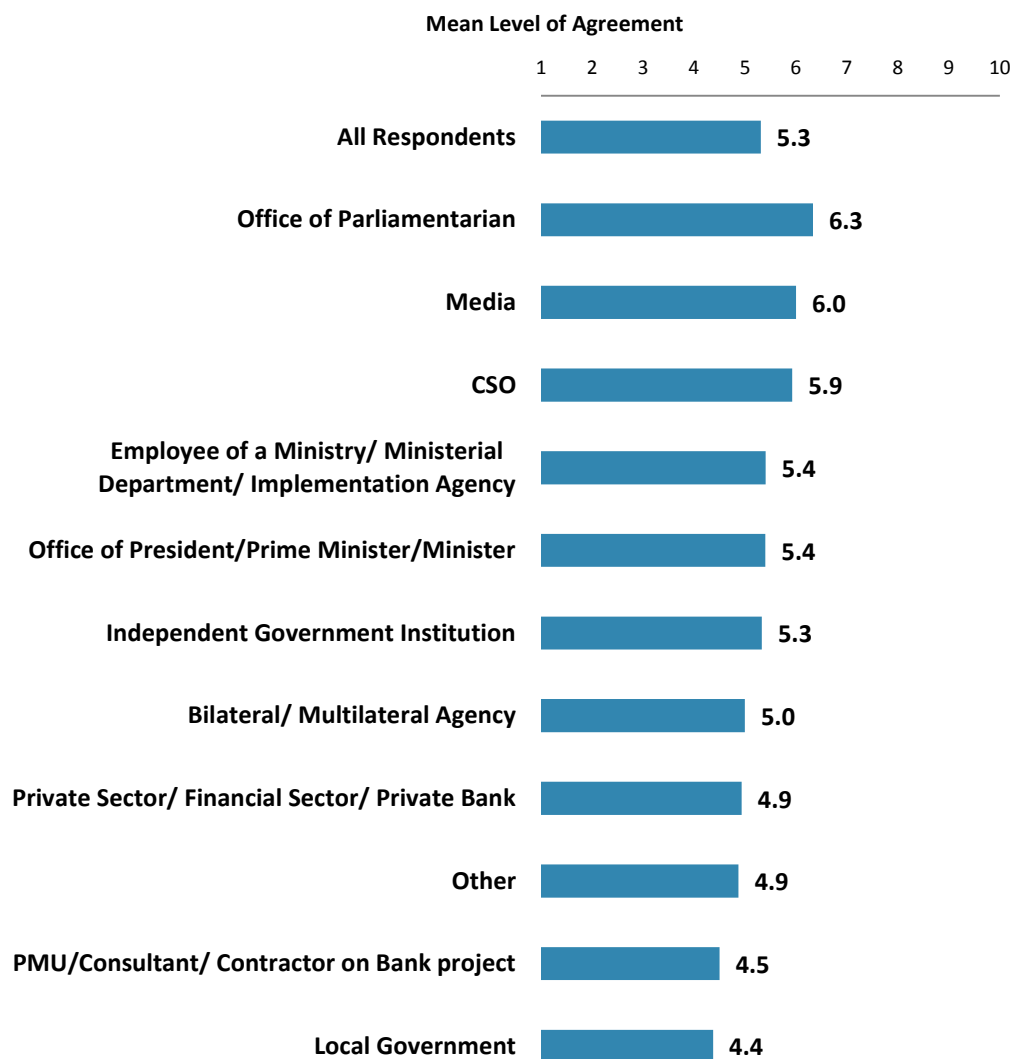


"How frequently do you consult World Bank knowledge work and activities in the work you do?"  
(Respondents chose from a list.)

## VIII. World Bank Knowledge and Instruments (continued)

### Meeting Comoros' Knowledge Needs (*Indicator Question*)

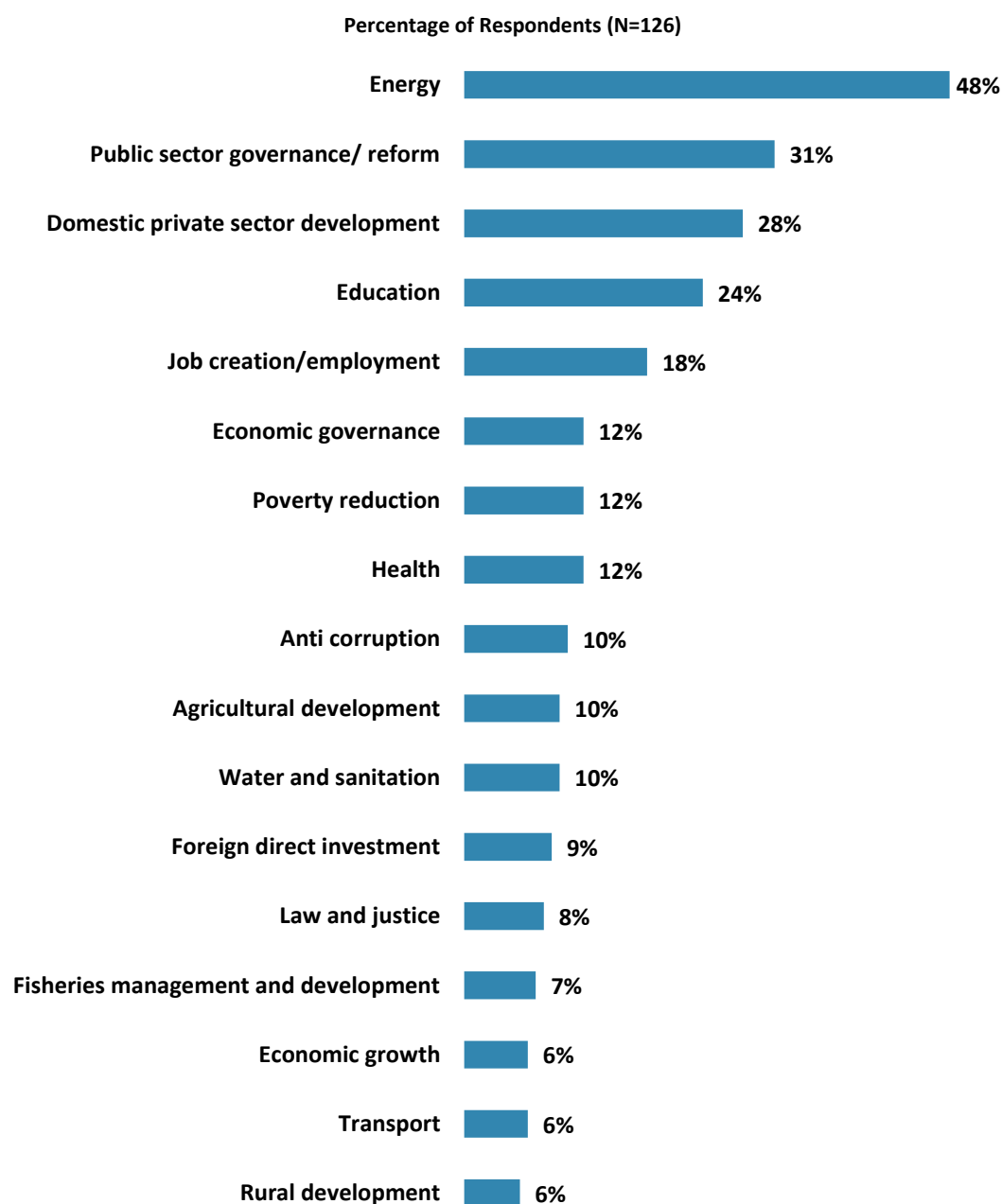
- Respondents across all stakeholder groups and geographic locations had statistically similar levels of agreement that the Bank meets Comoros' needs for knowledge services.



"The World Bank meets Comoros' needs for knowledge services"  
(1-"Strongly disagree", 10-"Strongly agree")

## VIII. World Bank Knowledge and Instruments (continued)

### Knowledge: Focusing Bank Research

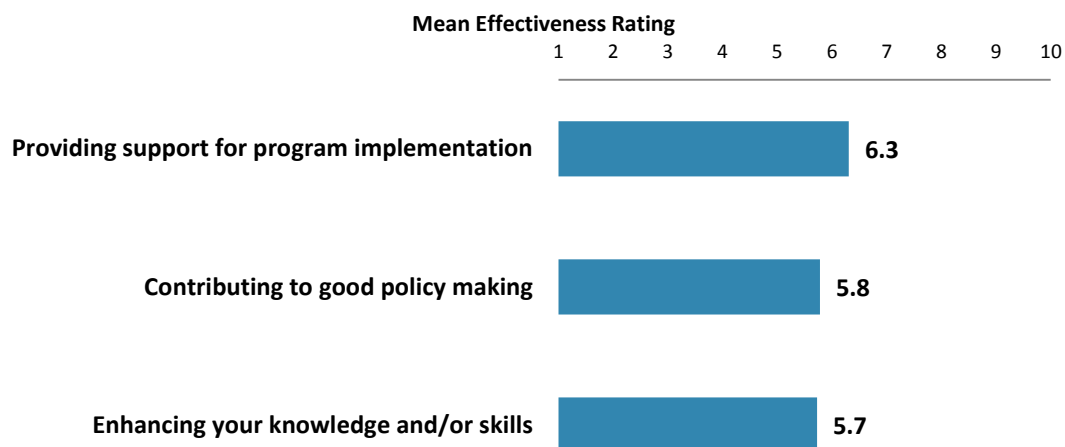


“When thinking about the development challenges in Comoros, where do you believe it would be most valuable for the World Bank to focus its knowledge work and activities in the next few years? (Choose no more than THREE)” (Respondents chose from a list. Responses combined.)

## VIII. World Bank Knowledge and Instruments (continued)

### Knowledge: Effectiveness

- Respondents across all stakeholder groups and geographic locations gave statistically similar ratings for the Bank's knowledge work and activities effectiveness in all these areas.

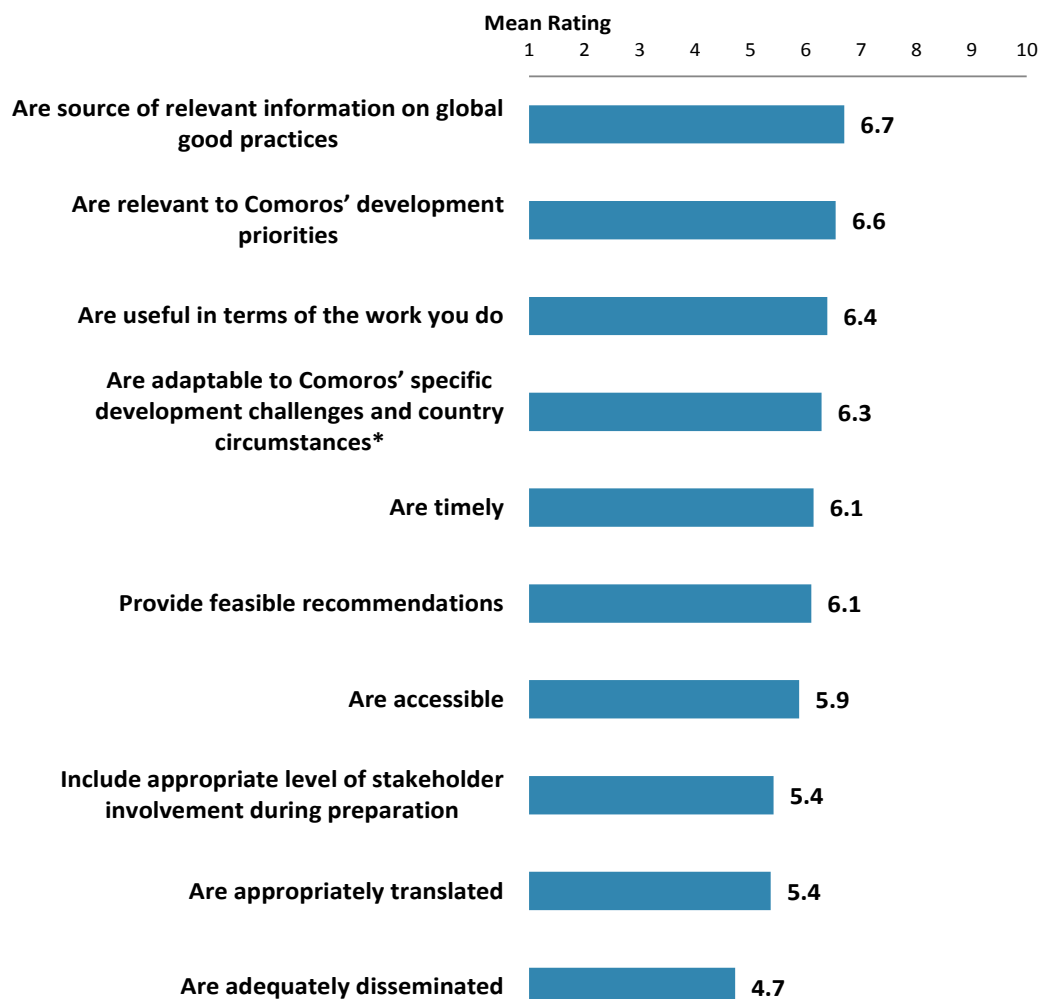


"In Comoros, how effective do you believe the World Bank's knowledge work and activities are at:"  
*(1-"Not effective at all", 10-"Very effective")*

## VIII. World Bank Knowledge and Instruments (continued)

### Qualities of the Bank's Knowledge Work and Activities

- Employees of the office of a parliamentarian and the media gave the highest ratings that the Bank's knowledge work and activities "are relevant to Comoros' development priorities," whereas respondents from local governments and the private sector/financial sector/private banks tended to give significantly *lower* ratings.
- There were no significant differences among stakeholder groups on their ratings on the indicator question that the Bank's knowledge work and activities "are adaptable to Comoros' specific development challenges and country circumstances."
- Respondents across all geographic locations gave statistically similar ratings for all the following qualities of the Bank's knowledge work and activities.



"In Comoros, to what extent do you believe that the World Bank's knowledge work and activities:"

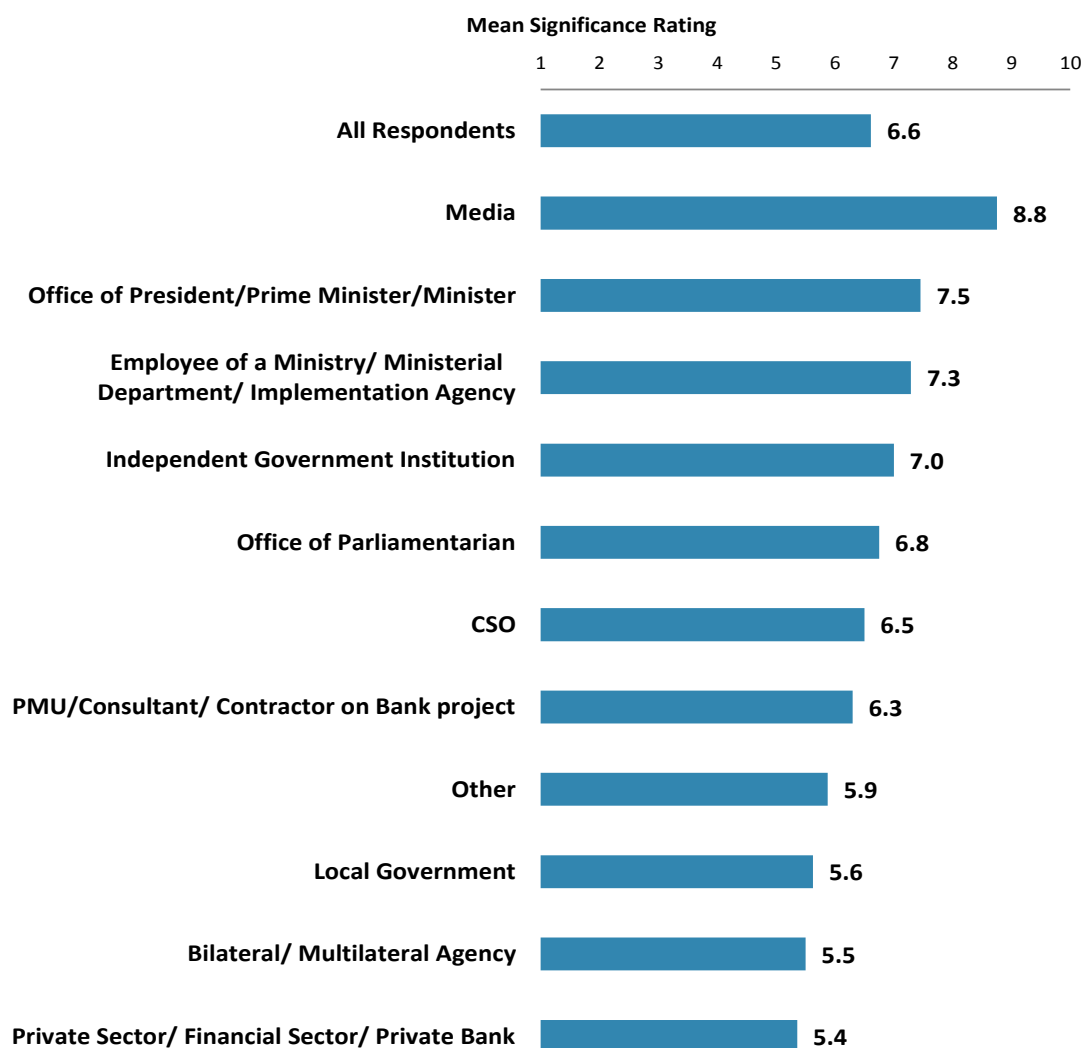
(1-"To no degree at all", 10-"To a very significant degree") \*Indicator Question



## VIII. World Bank Knowledge and Instruments (continued)

### Contribution of the Bank's Knowledge Work and Activities (*Indicator Question*)

- Respondents from the media had the highest ratings for the significance of the contribution that the World Bank's knowledge work and activities make to development results in Comoros, whereas respondents from the bilateral/multilateral agencies and the private sector/financial sector/private banks tended to give significantly *lower* ratings.
- Respondents across all geographic locations gave statistically similar ratings for the significance of the contribution that the World Bank's knowledge work and activities make to development results in Comoros.

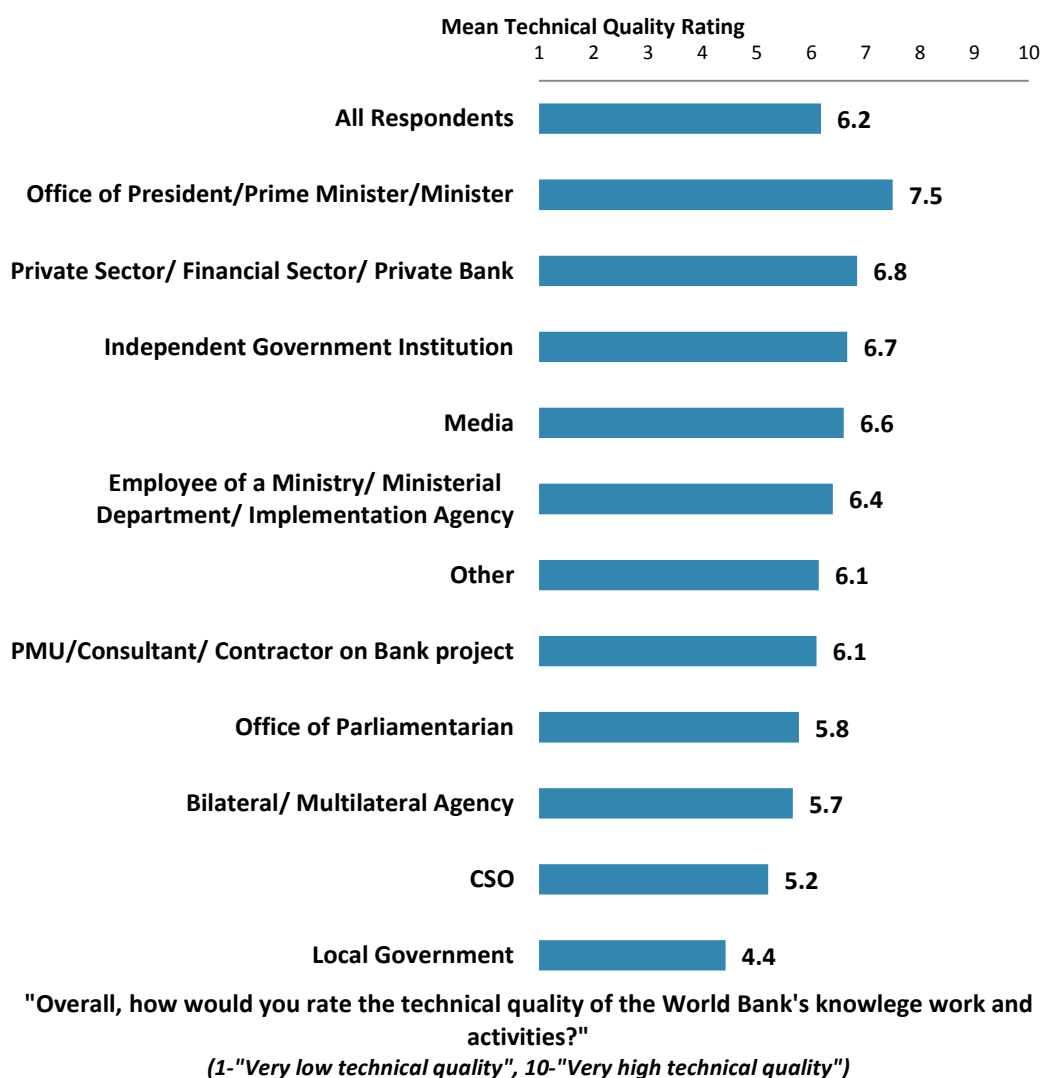


"Overall, how significant a contribution do you believe the World Bank's knowledge work and activities make to development results in your country?"  
 (1-"Not significant at all", 10-"Very significant")

## VIII. World Bank Knowledge and Instruments (continued)

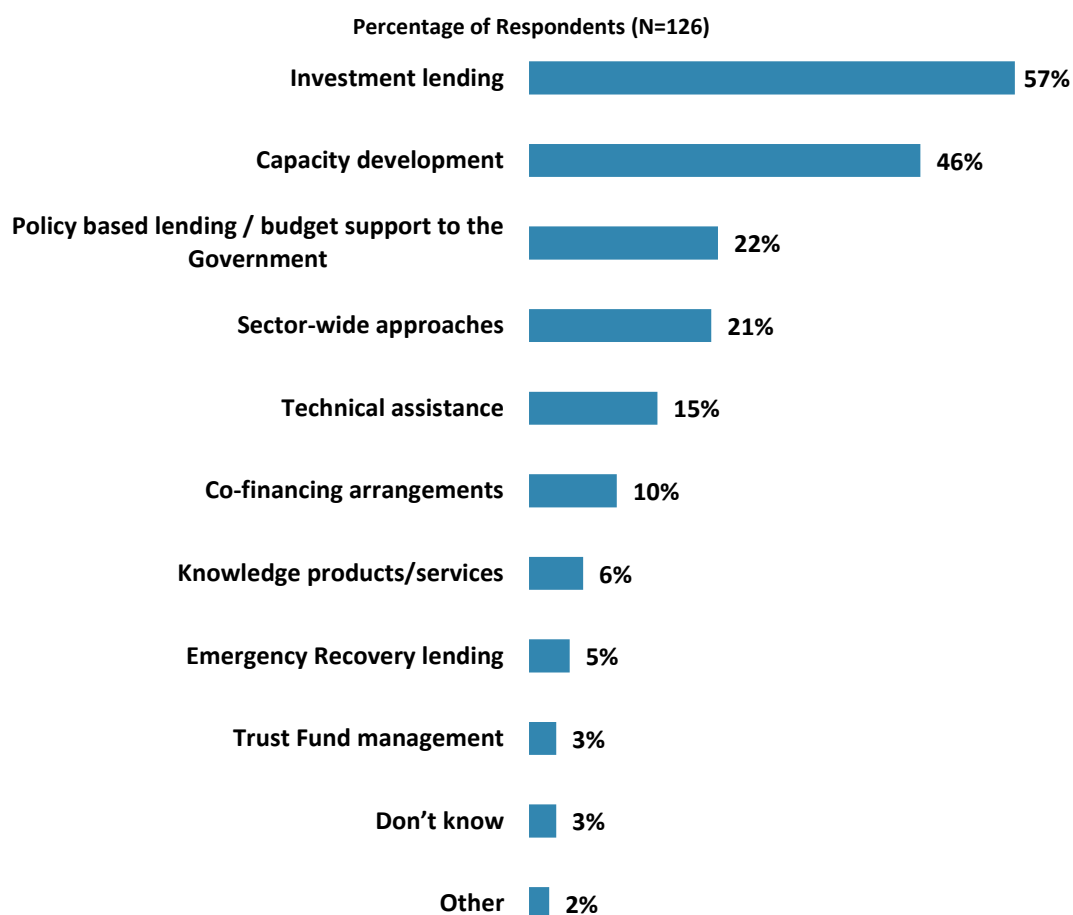
### Technical Quality of the Bank's Knowledge Work and Activities (*Indicator Question*)

- Respondents across stakeholder groups and geographic locations gave statistically similar ratings for the technical quality of the World Bank's knowledge work and activities.



## VIII. World Bank Knowledge and Instruments (continued)

### Most Effective Instruments



**“Which World Bank instruments do you believe are the MOST effective in reducing poverty in Comoros? (Choose no more than TWO)”**  
 (Respondents chose from a list. Responses combined.)

## VIII. World Bank Knowledge and Instruments (continued)


### Meeting Comoros's Needs for Financial Instruments (*Indicator Question*)

- Respondents across all stakeholder groups and geographic locations had statistically similar levels of agreement that the Bank's financial instruments meet Comoros' needs.



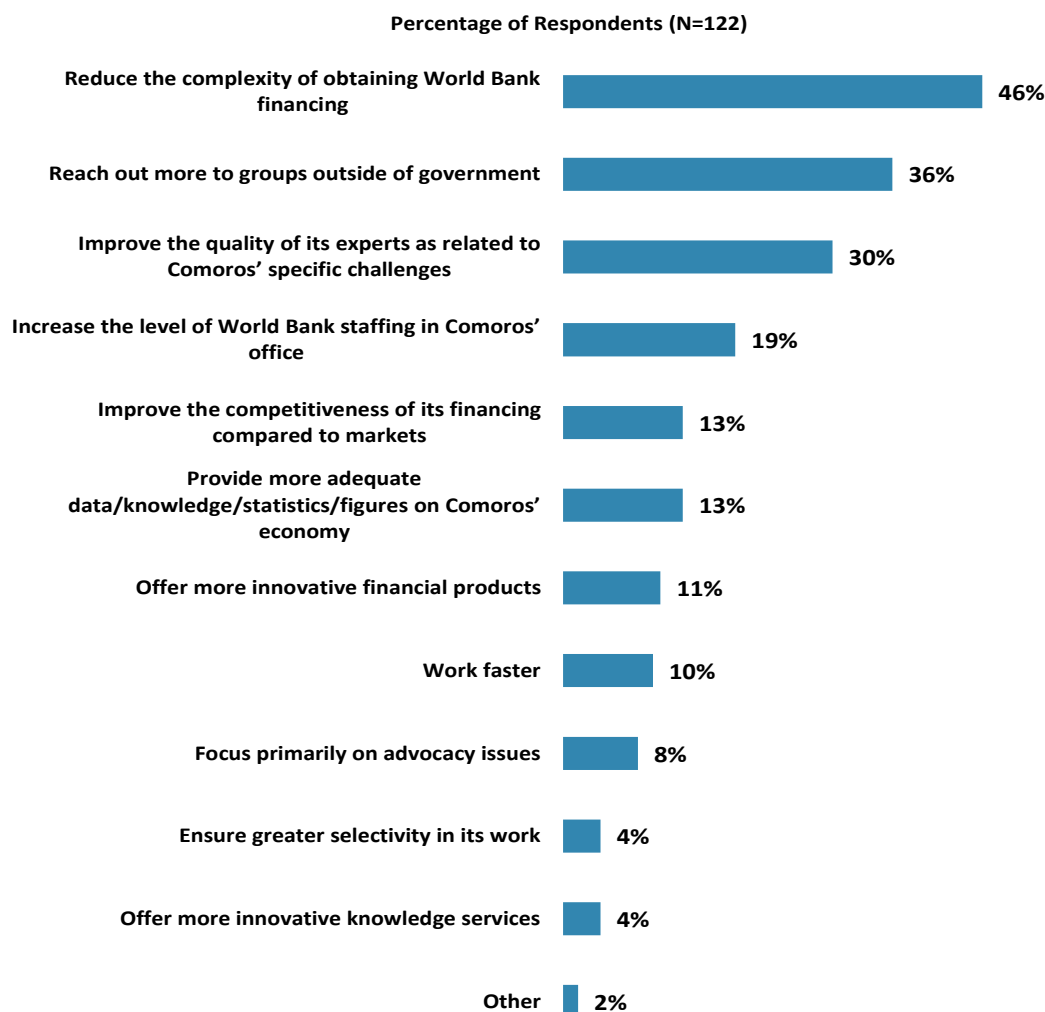
## IX. The Future Role of the World Bank in Comoros

### Role Significance



**"How significant a role do you believe the World Bank SHOULD play in Comoros' development in the near future?" (1-"Not a significant role at all", 10-"Very significant role")**

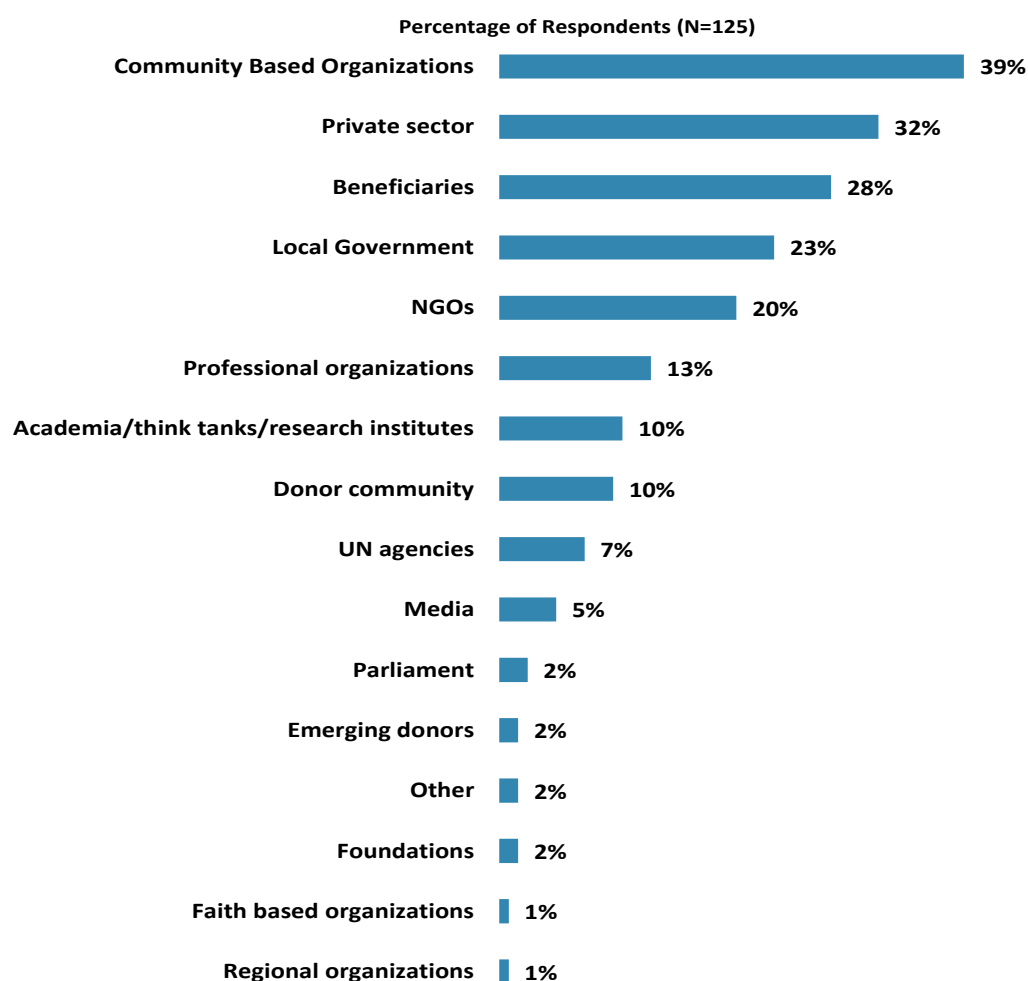
### Making the World Bank of Greater Value



**"Which of the following SHOULD the World Bank do to make itself of greater value in Comoros? (Choose no more than TWO)" (Respondents chose from a list. Responses combined.)**


## IX. The Future Role of the World Bank in Comoros (continued)

### Collaborating with Stakeholders in Comoros



"In addition to the regular relations with the national government as its main interlocutor, which TWO of the following groups should the World Bank collaborate with more in your country to ensure better development results there?" (Respondents chose from a list. Responses combined.)

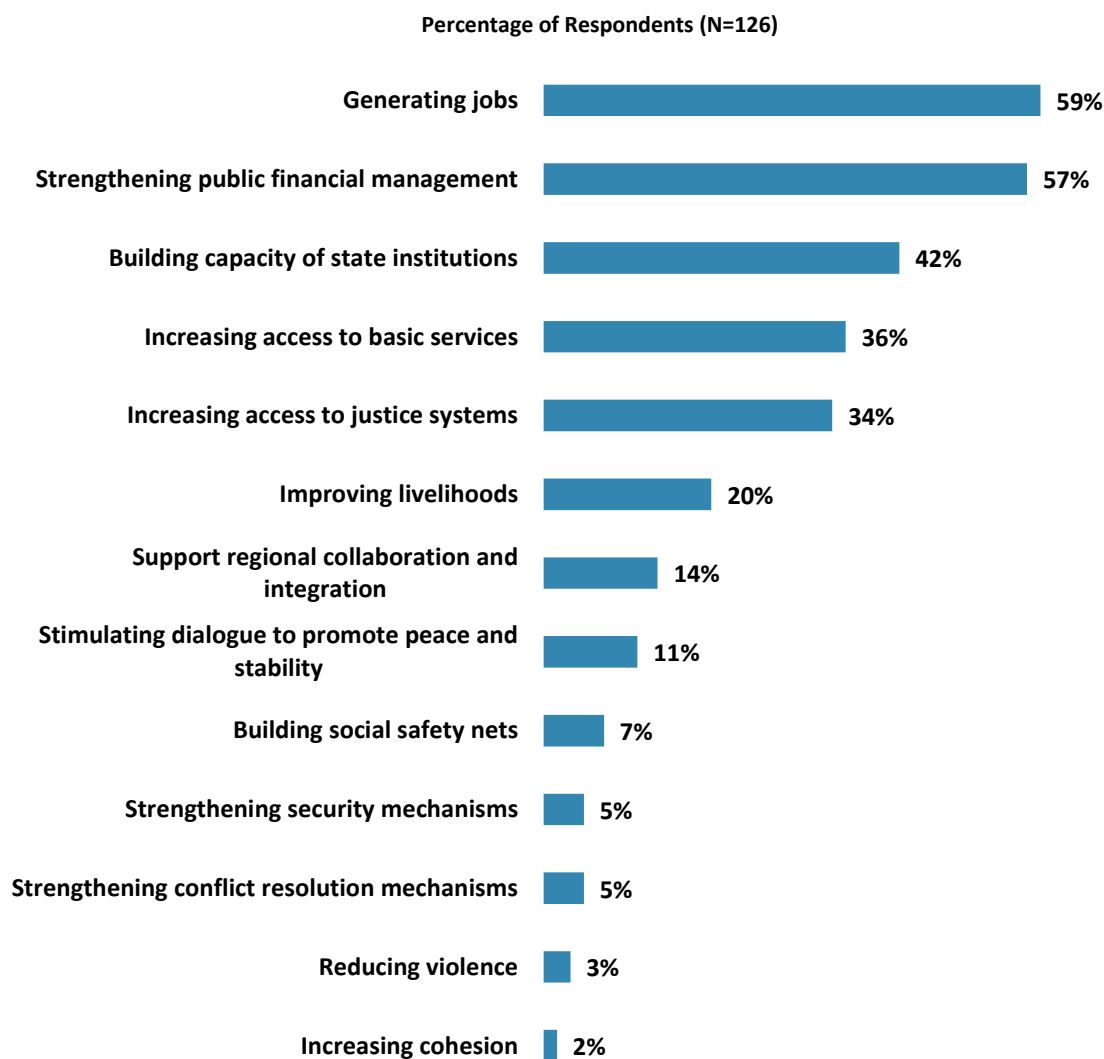
### Influencing the Global Development Agenda



"To what extent do you believe the World Bank SHOULD seek to influence the global development agenda as related to 'global public goods'?"  
(1 - "To no degree at all", 10 - "To a very significant degree")

## IX. The Future Role of the World Bank in Comoros (continued)

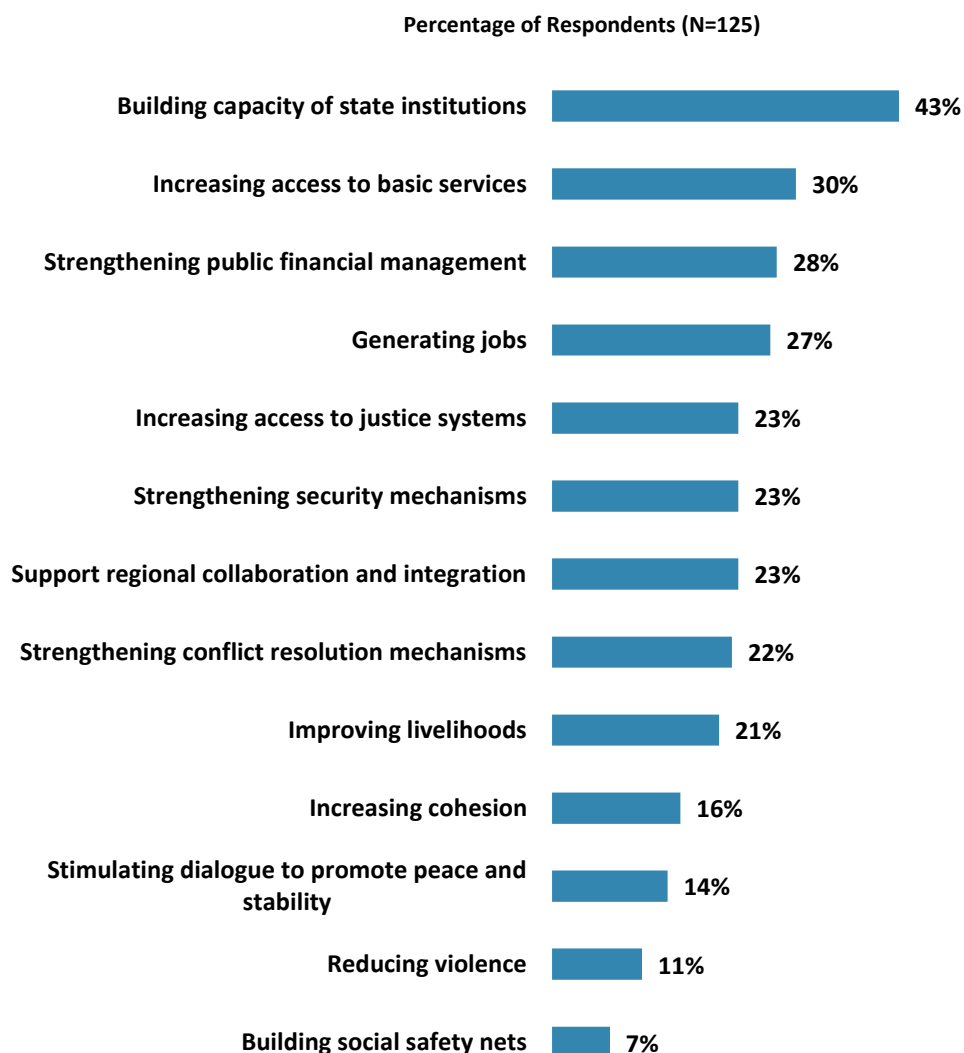
### The Bank Playing a Leading Role among International Partners in Comoros



"Which THREE areas below would benefit most from the World Bank playing a leading role among international partners in Comoros?" (Respondents chose from a list. Responses combined.)

## IX. The Future Role of the World Bank in Comoros (continued)

### Comoros Benefiting from Other Donors

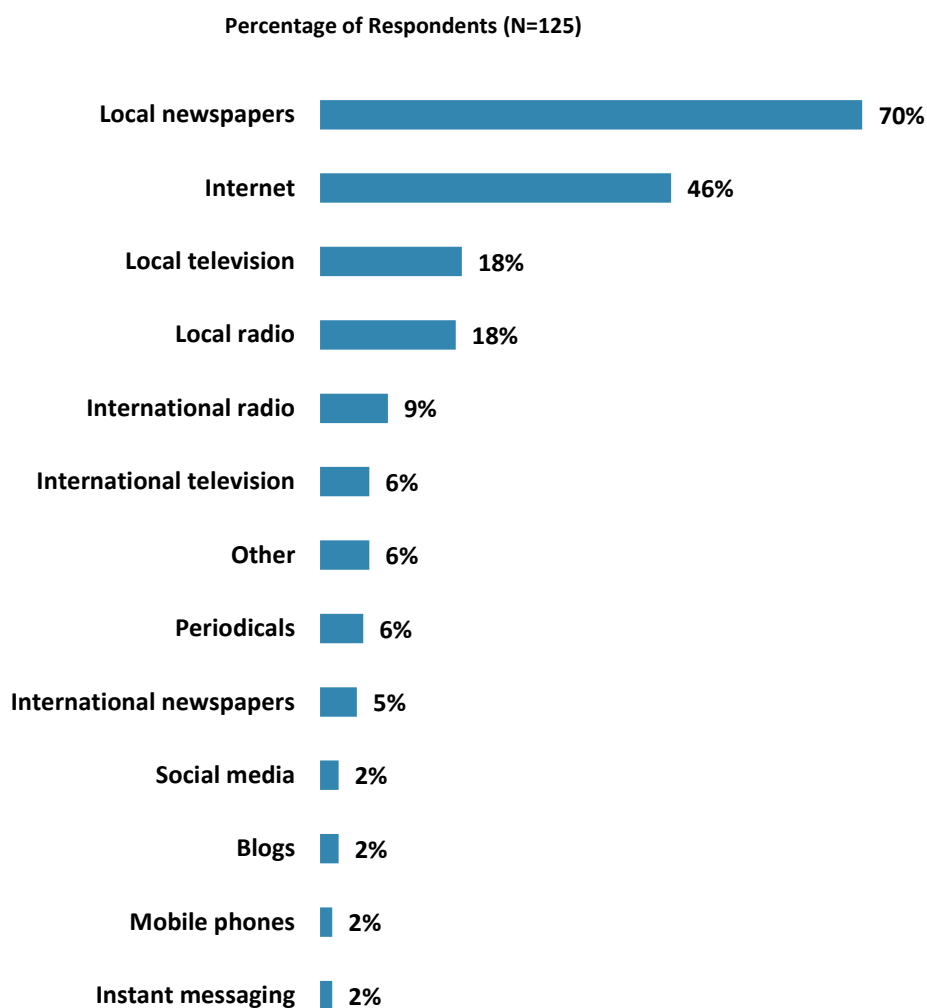


"Which THREE areas below would benefit most from other donors playing a leading role among international partners in Comoros?" (Respondents chose from a list. Responses combined.)



## X. Communication and Openness

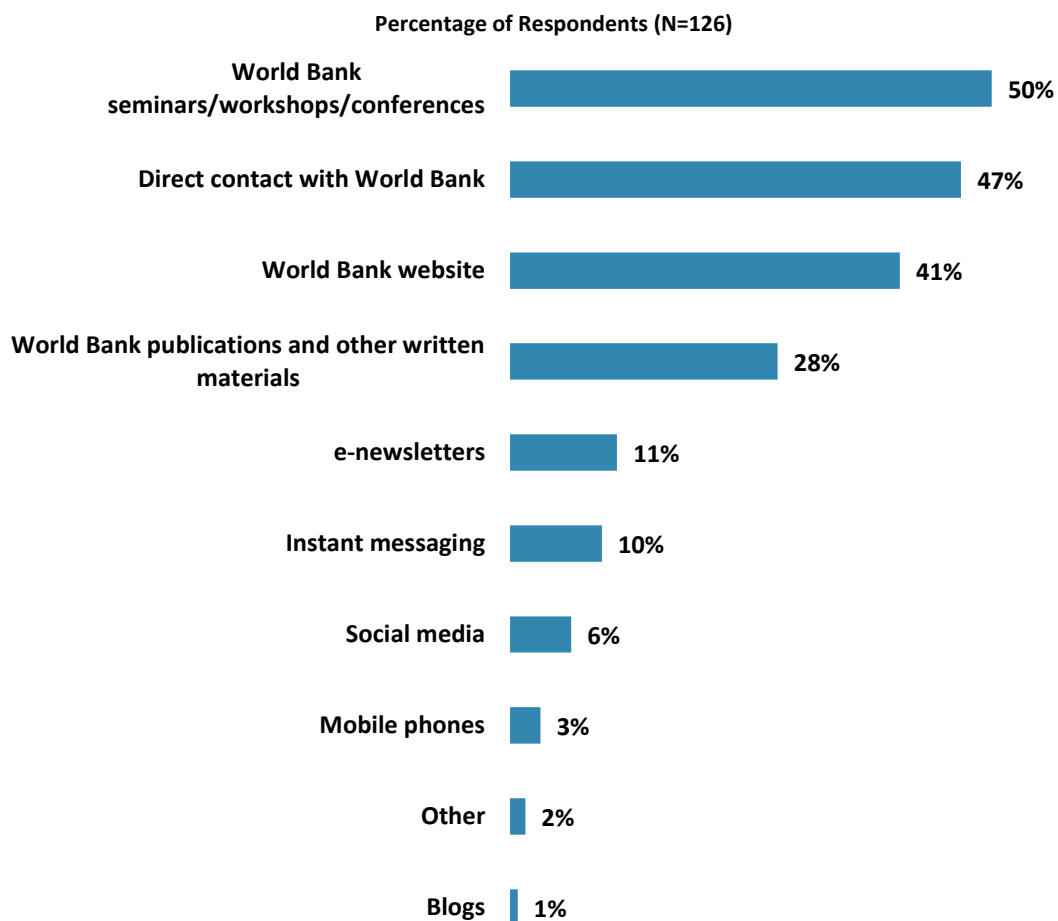
### Information Sources



**“How do you get most of your information about economic and social development issues in Comoros? (Choose no more than TWO)”**  
(Respondents chose from a list. Responses combined.)

## X. Communication and Openness (continued)

### Preferred Information Sources

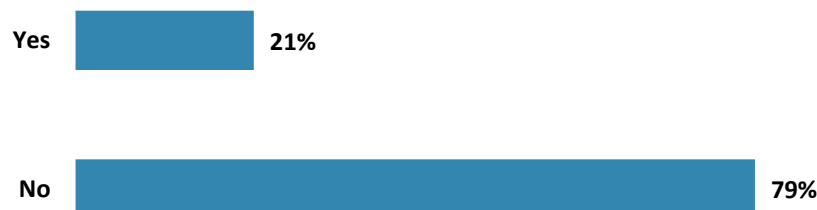


"How would you prefer to receive information from the World Bank?  
(Choose no more than TWO)"

## X. Communication and Openness (continued)

### Access to Information

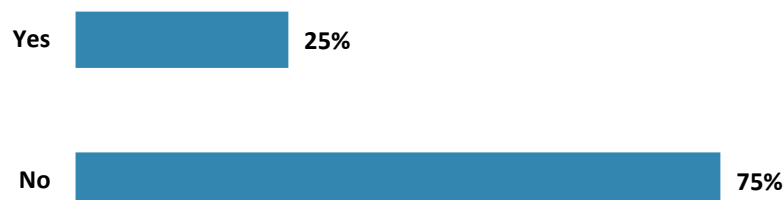
Percentage of Respondents (N=125)



**"Are you aware of the World Bank's Access to Information Policy under which the Bank will now disclose any information in its possession that is not on a list of exceptions?"**

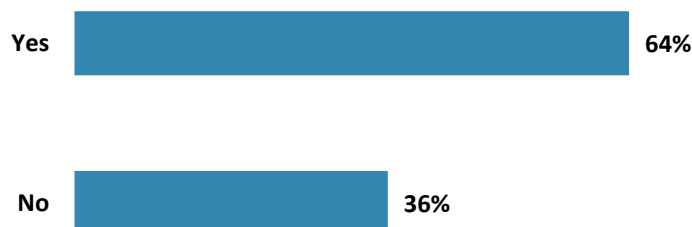
- Respondents from Moroni and Other Grande Comore were most likely to have requested information from the World Bank in the past year, whereas respondents from Moheli were significantly *less* likely to have done so.

Percentage of Respondents (N=125)



**"Have you requested information from the World Bank on its activities in the past year?"**

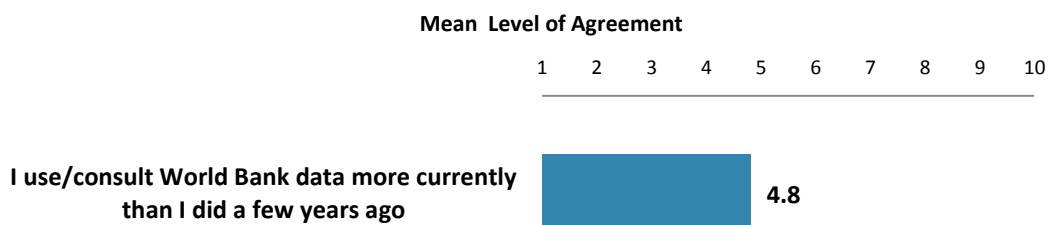
Percentage of Respondents (N=36)



**"Were you able to obtain this information?"**

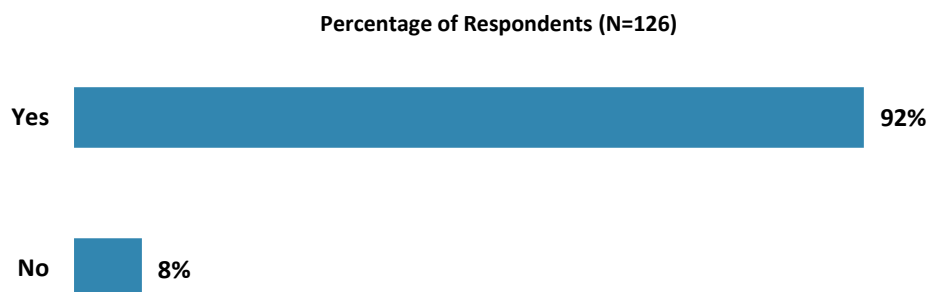
## X. Communication and Openness (continued)

### Access to Information (continued)

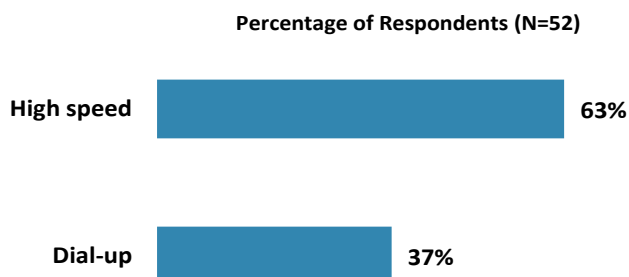


"Please rate how much you agree with the following statements"  
(1-"Strongly disagree", 10-"Strongly agree")

### Internet Access



"Do you have access to the Internet?"



"Which Internet connection do you use primarily when visiting a World Bank website?"  
(Respondents chose from a list.)

## X. Communication and Openness (continued)

### Website Usage

- Respondents from Moroni and Other Grande Comore were most likely to have used the World Bank website, whereas respondents from Moheli were significantly *less* likely to have done so.

Percentage of Respondents (N=126)



"Do you use/have you used the World Bank website?"

Percentage of Respondents (N=53)



"Which do you primarily use?"

### Website Evaluation

Mean Level of Agreement

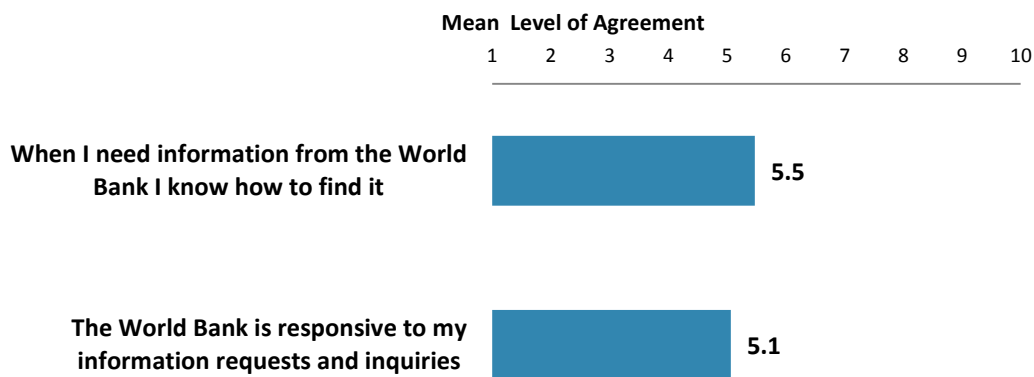
1 2 3 4 5 6 7 8 9 10



"Please rate how much you agree with the following "  
(1-"Strongly disagree", 10-"Strongly agree")

## X. Communication and Openness (continued)

### Information Sharing



"Please rate how much you agree with the following statements"  
(1-"Strongly disagree", 10-"Strongly agree")

## XI. Appendices

A. Responses to All Questions across All Respondents .....	48
B. Responses to All Questions by Stakeholder Groups .....	65
C. Responses to All Questions by Geographic Locations.....	85
D. Indicator Questions as a Function of Exposure to the Bank.....	100
E. World Bank Country Survey '13 – Comoros Questionnaire .....	101



## Appendix A: Responses to All Questions across All Respondents (N=126)

All rating scale questions are presented with the total number of respondents that provided a rating (N), the number of respondents who indicated that they "Don't know" (DK), the mean rating across all respondents (Mean), and the standard deviation of this mean (SD). Indicator questions are noted with an asterisk (\*).

### A. General Issues Facing Comoros

1. In general would you say that Comoros is headed in ... ?	Percentage of Respondents (N=126)
The right direction	62.7%
The wrong direction	7.9%
Not sure	29.4%
2. Listed below are a number of development priorities in Comoros. Please identify which of the following you consider the most important development priorities in Comoros? (Choose no more than THREE)	Percentage of Respondents (Responses Combined; N=126)
Public sector governance/ reform	38.1%
Energy	35.7%
Poverty reduction	20.6%
Law and justice	19.0%
Transport	18.3%
Job creation/employment	17.5%
Anti corruption	13.5%
Health	13.5%
Education	11.9%
Economic governance	11.9%
Basic infrastructure	10.3%
Domestic private sector development	9.5%
Agricultural development	9.5%
Fisheries management and development	8.7%
Security/stabilization/reconstruction	7.1%
Water and sanitation	6.3%
Social protection	6.3%
Equality of opportunity	5.6%
Food security	4.8%
Economic growth	4.8%
Foreign direct investment	4.8%
Rural development	3.2%
Disaster management	3.2%
Leveraging remittances from the diaspora	2.4%
Natural resource management	2.4%
Trade and exports	2.4%
Environmental sustainability	1.6%
Information and communications technology	1.6%
Crime and violence	1.6%
Revenue/resource sharing between the Union and the islands	0.8%
Local governance and institutions	0.8%
Social cohesion	0.8%
Statistics, economic monitoring/evaluation and planning	0.8%
Regional collaboration/integration	0.0%
Gender	0.0%
Regional conflict and tensions	0.0%
Financial markets	0.0%
Urban development	0.0%
Climate change	0.0%
Regulatory framework	0.0%
Communicable/non-communicable diseases	0.0%



**A. General Issues Facing Comoros (continued)**

<b>3. Poverty reduction is a broad term that encompasses work in many different areas. Which THREE areas of development listed below do you believe would contribute most to reducing poverty in Comoros? (Choose no more than THREE)</b>	<b>Percentage of Respondents (Responses Combined; N=125)</b>
Job creation/employment	27.2%
Economic growth	25.6%
Energy	22.4%
Rural development	20.0%
Anti corruption	20.0%
Domestic private sector development	20.0%
Agricultural development	17.6%
Education	16.0%
Basic infrastructure	11.2%
Fisheries management and development	10.4%
Public sector governance/ reform	9.6%
Equality of opportunity	9.6%
Law and justice	8.8%
Water and sanitation	8.0%
Transport	8.0%
Economic governance	7.2%
Food security	5.6%
Revenue/resource sharing between the Union and the islands	5.6%
Social protection	5.6%
Health	4.8%
Statistics, economic monitoring/evaluation and planning	4.0%
Foreign direct investment	4.0%
Natural resource management	4.0%
Regional collaboration/integration	4.0%
Local governance and institutions	4.0%
Security/stabilization/reconstruction	3.2%
Environmental sustainability	2.4%
Climate change	2.4%
Regional conflict and tensions	1.6%
Trade and exports	1.6%
Urban development	1.6%
Regulatory framework	0.8%
Gender	0.8%
Communicable/non-communicable diseases	0.8%
Financial markets	0.8%
Crime and violence	0.0%
Information and communications technology	0.0%
Social cohesion	0.0%
Leveraging remittances from the diaspora	0.0%
Disaster management	0.0%

**A. General Issues Facing Comoros (continued)**

<b>4. Economic growth can be driven by a number of factors. Which THREE areas below do you believe would contribute most to generating economic growth in Comoros? (Choose no more than THREE)</b>	<b>Percentage of Respondents (Responses Combined; N=126)</b>
Energy	50.8%
Job creation/employment	23.8%
Domestic private sector development	23.0%
Foreign direct investment	22.2%
Anti corruption	21.4%
Trade and exports	15.9%
Agricultural development	15.9%
Fisheries management and development	15.9%
Public sector governance/ reform	13.5%
Economic governance	12.7%
Transport	9.5%
Basic infrastructure	8.7%
Rural development	7.1%
Leveraging remittances from the diaspora	7.1%
Education	6.3%
Regional collaboration/integration	5.6%
Information and communications technology	5.6%
Natural resource management	5.6%
Law and justice	4.8%
Statistics, economic monitoring/evaluation and planning	4.0%
Financial markets	3.2%
Equality of opportunity	2.4%
Water and sanitation	2.4%
Security/stabilization/reconstruction	2.4%
Health	1.6%
Revenue/resource sharing between the Union and the islands	1.6%
Environmental sustainability	1.6%
Crime and violence	0.8%
Urban development	0.8%
Communicable/non-communicable diseases	0.8%
Social cohesion	0.8%
Food security	0.8%
Regional conflict and tensions	0.8%
Gender	0.0%
Social protection	0.0%
Climate change	0.0%
Disaster management	0.0%
Regulatory framework	0.0%
Local governance and institutions	0.0%

**B. Overall Attitudes toward the World Bank**

<b>Familiarity</b>	<b>N</b>	<b>DK</b>	<b>Mean</b>	<b>SD</b>
1. How familiar are you with the work of the World Bank in Comoros? (1-Not familiar at all, 10-Extremely familiar)	126	0	5.44	2.06
<b>Overall Effectiveness*</b>	<b>N</b>	<b>DK</b>	<b>Mean</b>	<b>SD</b>
2. Overall, please rate your impression of the World Bank's effectiveness in Comoros? (1-Not effective at all, 10-Very effective)	116	9	5.58	2.00

**B. Overall Attitudes toward the World Bank (continued)**

<b>Staff Preparedness*</b>	<b>N</b>	<b>DK</b>	<b>Mean</b>	<b>SD</b>
3. To what extent do you believe the World Bank's staff is well prepared to help Comoros solve its most complicated development challenges? (1-To no degree at all, 10-To a very significant degree)	108	17	5.95	2.15

<b>4. When thinking about how the World Bank can have the most impact on development results in Comoros, in which sectoral areas do you believe the World Bank should focus most of its attention and resources in Comoros? (Choose no more than THREE)</b>	<b>Percentage of Respondents (Responses Combined; N=125)</b>
Energy	35.2%
Public sector governance/ reform	29.6%
Poverty reduction	25.6%
Job creation/employment	20.8%
Transport	20.0%
Education	19.2%
Health	15.2%
Domestic private sector development	13.6%
Rural development	12.8%
Agricultural development	12.8%
Fisheries management and development	8.8%
Basic infrastructure	8.8%
Economic governance	7.2%
Anti corruption	6.4%
Security/stabilization/reconstruction	6.4%
Law and justice	5.6%
Foreign direct investment	5.6%
Water and sanitation	4.8%
Economic growth	4.8%
Leveraging remittances from the diaspora	4.0%
Natural resource management	3.2%
Social protection	3.2%
Local governance and institutions	3.2%
Statistics, economic monitoring/evaluation and planning	3.2%
Food security	3.2%
Trade and exports	2.4%
Social cohesion	1.6%
Financial markets	1.6%
Urban development	1.6%
Regulatory framework	1.6%
Regional collaboration/integration	1.6%
Regional conflict and tensions	1.6%
Information and communications technology	1.6%
Crime and violence	0.8%
Climate change	0.8%
Revenue/resource sharing between the Union and the islands	0.8%
Disaster management	0.8%
Gender	0.0%
Environmental sustainability	0.0%
Equality of opportunity	0.0%
Communicable/non-communicable diseases	0.0%

**B. Overall Attitudes toward the World Bank (continued)**

5. When thinking about the World Bank's role, which activity do you believe is of greatest VALUE and which activity is of second greatest value in Comoros?	Percentage of Respondents (N=124)		
	Greatest Value	2 <sup>nd</sup> Greatest Value	Combined
Financial resources: investment lending	41.9%	10.5%	52.4%
Training/capacity building	15.3%	17.7%	33.1%
Strategy formulation	3.2%	19.4%	22.6%
Technical assistance	4.8%	16.1%	21.0%
Mobilizing third party financial resources	9.7%	10.5%	20.2%
Financial resources: policy based lending / budget support to the Government	12.1%	7.3%	19.4%
Donor coordination	5.6%	4.0%	9.7%
Policy advice	1.6%	4.8%	6.5%
Linkage to non-Bank expertise	1.6%	4.0%	5.6%
Data	2.4%	0.8%	3.2%
Studies/analyses	0.8%	2.4%	3.2%
Convening/facilitating	0.0%	2.4%	2.4%
Other	0.8%	0.0%	0.8%

6. Which of the following do you identify as the World Bank's greatest WEAKNESSES in its work in Comoros? (Choose no more than TWO)	Percentage of Respondents (Responses Combined; N=124)
Not adequately sensitive to political/social realities in Comoros	25.8%
Not enough public disclosure of its work	22.6%
World Bank processes too slow and complex	22.6%
Inadequate number of World Bank staff members located in the country	16.1%
Not collaborating enough with non-state actors	13.7%
Too influenced by developed countries	12.1%
Not willing to honestly criticize policies and reform efforts in the country	11.3%
Imposing technocratic solutions without regard to political realities	10.5%
Not aligned with country priorities	9.7%
Too bureaucratic in its operational policies and procedures	8.9%
Staff too inaccessible	7.3%
Not focused enough on issues that are unique to post-conflict countries	6.5%
Its advice and strategies do not lend themselves to practical problem solving	6.5%
Not exploring alternative policy options	6.5%
Arrogant in its approach	4.8%
Not client focused	3.2%
Other	3.2%
Not aligned with other donors' work	1.6%
The credibility of its knowledge/data	0.8%

**B. Overall Attitudes toward the World Bank (continued)**

<b>7. Which World Bank instruments do you believe are the MOST effective in reducing poverty in Comoros? (Choose no more than TWO)</b>	<b>Percentage of Respondents (Responses Combined; N=126)</b>
Investment lending	57.1%
Capacity development	46.0%
Policy based lending / budget support to the Government	22.2%
Sector-wide approaches	21.4%
Technical assistance	15.1%
Co-financing arrangements	10.3%
Knowledge products/services	6.3%
Emergency Recovery lending	4.8%
Trust Fund management	3.2%
Don't know	3.2%
Other	2.4%

<b>Global Development Agenda</b>	<b>N</b>	<b>DK</b>	<b>Mean</b>	<b>SD</b>
8. To what extent do you believe the World Bank SHOULD seek to influence the global development agenda as related to "global public goods." (1-To no degree at all, 10-To a very significant degree)	94	27	7.30	2.25

<b>9. In addition to the regular relations with the national government as its main interlocutor, which TWO of the following groups should the World Bank collaborate with more in your country to ensure better development results there? (Choose no more than TWO)</b>	<b>Percentage of Respondents (Responses Combined; N=125)</b>
Community Based Organizations	39.2%
Private sector	32.0%
Beneficiaries	28.0%
Local Government	23.2%
NGOs	20.0%
Professional organizations	12.8%
Academia/think tanks/research institutes	10.4%
Donor community	9.6%
UN agencies	7.2%
Media	4.8%
Parliament	2.4%
Emerging donors	1.6%
Other	1.6%
Foundations	1.6%
Faith based organizations	0.8%
Regional organizations	0.8%
UN and regional peace keeping forces	0.0%

**B. Overall Attitudes toward the World Bank (continued)**

To what extent do you agree with the following statements about the World Bank's work in Comoros? (1-Strongly disagree, 10-Strongly agree)	Level of Agreement			
	N	DK	Mean	SD
10. Overall the World Bank currently plays a relevant role in development in Comoros*	122	4	6.63	2.43
11. The World Bank's work is aligned with what I consider the development priorities for Comoros*	119	6	5.69	2.48
12. The World Bank supports programs and strategies that are realistic for Comoros	121	5	5.89	2.47
13. The World Bank treats clients and stakeholders in Comoros with respect	103	22	6.42	2.74

To what extent is the World Bank an effective development partner in Comoros, in terms of each of the following? (1-To no degree at all, 10-To a very significant degree)	Degree			
	N	DK	Mean	SD
14. Responsiveness*	93	29	5.71	2.04
15. Flexibility (in terms of the institution's products and services)	100	23	5.63	2.14
16. Flexibility (in terms of changing country circumstances)	105	19	6.01	2.06
17. Being inclusive	103	19	5.89	2.19
18. Openness*	105	20	5.99	2.33
19. Staff accessibility	106	18	5.04	2.36
20. Straightforwardness and honesty	103	19	6.98	2.29
21. Collaboration with groups outside of the Government*	111	14	5.48	2.37
22. Collaboration with the Government*	111	15	7.80	1.90
23. Collaboration with other donors*	93	33	6.98	1.99
24. Follow through over time	91	34	6.63	2.38

25. When World Bank assisted reform efforts fail or are slow to take place, which of the following would you attribute this to? (Choose no more than THREE)	Percentage of Respondents (Responses Combined; N=126)
The Government works inefficiently	42.9%
There is not an adequate level of citizen/civil society participation	41.3%
Political pressures and obstacles	29.4%
The World Bank works too slowly	25.4%
Lack of/inadequate levels of capacity in Government	23.0%
The World Bank is not sensitive enough to political/social realities on the ground	23.0%
The World Bank's procedures are too complex and not adapted to the local context	21.4%
Inadequate funding	21.4%
The World Bank does not do adequate follow through/follow-up	16.7%
Reforms are not well thought out in light of country challenges	16.7%
Poor donor coordination	14.3%
Ongoing conflict and instability	11.9%
Other	3.2%

**C. World Bank Effectiveness and Results**

How effective do you believe the World Bank is in terms of the work it does in the following areas of development in Comoros? (1-Not effective at all, 10-Very effective)	Effectiveness			
	N	DK	Mean	SD
1. Anti corruption	109	16	3.88	2.61
2. Information and communications technology	99	25	4.66	2.15
3. Transport	111	13	4.57	2.60
4. Crime and violence	89	33	3.55	2.48
5. Regional conflict and tensions	86	38	4.44	2.50
6. Law and justice	105	18	4.15	2.46
7. Urban development	106	17	4.56	2.23
8. Environmental sustainability	98	24	4.95	2.21
9. Regulatory framework	101	23	5.52	2.39
10. Basic infrastructure	112	11	5.34	2.49
11. Communicable/non-communicable diseases	100	25	5.52	2.21
12. Poverty reduction	113	11	5.58	2.36
13. Gender	97	28	5.01	2.16
14. Domestic private sector development	104	19	4.48	2.23
15. Foreign direct investment	94	29	4.43	2.36
16. Local governance and institutions	104	20	5.41	2.22
17. Water and sanitation	107	17	5.08	2.44
18. Trade and exports	97	28	4.25	2.32
19. Economic growth	110	14	5.38	2.28
20. Energy	111	14	4.32	2.45
21. Disaster management	99	25	4.76	2.24
22. Public sector governance/ reform	118	7	6.19	2.39
23. Job creation/employment	107	18	3.73	2.36
24. Social cohesion	94	31	4.57	2.21
25. Financial markets	88	36	4.73	2.55
26. Equality of opportunity	87	35	4.55	2.40
27. Health	107	17	5.25	2.27
28. Rural development	110	14	4.93	2.37
29. Regional collaboration/integration	97	27	4.74	2.20
30. Food security	100	23	4.34	2.30
31. Education	111	11	5.80	2.45
32. Security/stabilization/reconstruction	98	27	4.89	2.40
33. Social protection	92	33	3.95	2.33
34. Climate change	89	35	4.60	2.24
35. Agricultural development	104	20	4.84	2.34
36. Natural resource management	86	39	3.19	2.39
37. Fisheries management and development	102	22	4.47	2.31
38. Statistics, economic monitoring/evaluation and planning	114	12	5.59	2.13
39. Revenue/resource sharing between the Union and the islands	101	23	4.81	2.18
40. Leveraging remittances from the diaspora	93	31	4.41	2.54
41. Economic governance	112	11	5.78	2.58

**C. World Bank Effectiveness and Results(continued)**

<b>Achieving Development Results</b>	<b>N</b>	<b>DK</b>	<b>Mean</b>	<b>SD</b>
42. To what extent does the World Bank's work help to achieve development results in Comoros?* (1-To no degree at all, 10-To a very significant degree)	117	9	5.76	2.02

<b>Building/Strengthening Country Systems</b>	<b>N</b>	<b>DK</b>	<b>Mean</b>	<b>SD</b>
43. To what extent does the World Bank help to build/strengthen existing country systems in Comoros?* (1-To no degree at all, 10-To a very significant degree)	112	14	6.13	2.19

<b>To what extent do you agree with the following statements about the World Bank in Comoros? (1-Strongly disagree, 10-Strongly agree)</b>	<b>N</b>	<b>DK</b>	<b>Mean</b>	<b>SD</b>
44. The World Bank's financial instruments (i.e., investment lending, Development Policy Loan, Trust Funds, Program 4 Results, etc.) meet the needs of Comoros*	110	16	5.70	2.32
45. The World Bank meets Comoros' needs for knowledge services (e.g., research, analysis, data, technical assistance)*	120	4	5.31	2.35

**D. The World Bank's Knowledge Work and Activities  
(i.e., Analysis, Studies, Research, Data, Reports, Conferences)**

<b>1. How frequently do you consult World Bank knowledge work and activities in the work you do?</b>	<b>Percentage of Respondents (N=125)</b>
Weekly	12.8%
Monthly	17.6%
A few times a year	32.8%
Rarely	34.4%
Never	2.4%



**D. The World Bank's Knowledge Work and Activities (continued)**  
**(i.e., Analysis, Studies, Research, Data, Reports, Conferences)**

<b>2. When thinking about the development challenges in Comoros, where do you believe it would be most valuable for the World Bank to focus its knowledge work and activities in the next few years? (Choose no more than THREE)</b>	<b>Percentage of Respondents (Responses Combined; N=126)</b>
Energy	48.4%
Public sector governance/ reform	31.0%
Domestic private sector development	27.8%
Education	23.8%
Job creation/employment	18.3%
Economic governance	11.9%
Poverty reduction	11.9%
Health	11.9%
Anti corruption	10.3%
Agricultural development	9.5%
Water and sanitation	9.5%
Foreign direct investment	8.7%
Law and justice	7.9%
Fisheries management and development	7.1%
Economic growth	6.3%
Transport	6.3%
Rural development	5.6%
Natural resource management	4.0%
Basic infrastructure	4.0%
Information and communications technology	4.0%
Local governance and institutions	3.2%
Statistics, economic monitoring/evaluation and planning	3.2%
Security/stabilization/reconstruction	3.2%
Food security	3.2%
Social protection	2.4%
Environmental sustainability	2.4%
Social cohesion	1.6%
Climate change	1.6%
Financial markets	1.6%
Revenue/resource sharing between the Union and the islands	1.6%
Equality of opportunity	1.6%
Regulatory framework	1.6%
Regional conflict and tensions	0.8%
Communicable/non-communicable diseases	0.8%
Trade and exports	0.8%
Disaster management	0.8%
Leveraging remittances from the diaspora	0.8%
Gender	0.0%
Urban development	0.0%
Crime and violence	0.0%
Regional collaboration/integration	0.0%

**D. The World Bank's Knowledge Work and Activities (continued)**  
*(i.e., Analysis, Studies, Research, Data, Reports, Conferences)*

In Comoros, how effective do you believe the World Bank's knowledge work and activities are at: <i>(1-Not effective at all, 10-Very effective)</i>	Effectiveness			
	N	DK	Mean	SD
3. Enhancing your knowledge and/or skills	110	16	5.73	2.21
4. Contributing to good policy making	105	21	5.78	2.19
5. Providing support for program implementation	113	13	6.31	2.31

In Comoros, to what extent do you believe that the World Bank's knowledge work and activities: <i>(1-To no degree at all, 10-To a very significant degree)</i>	Degree			
	N	DK	Mean	SD
6. Are timely	105	16	6.14	2.36
7. Include appropriate level of stakeholder involvement during preparation	105	18	5.42	2.08
8. Are relevant to Comoros' development priorities	121	5	6.55	2.37
9. Provide feasible recommendations	115	10	6.10	2.18
10. Are source of relevant information on global good practices	114	11	6.70	2.15
11. Are accessible	115	10	5.89	2.38
12. Are useful in terms of the work you do	115	10	6.39	2.27
13. Are adequately disseminated	113	12	4.73	2.14
14. Are appropriately translated	105	19	5.37	2.13
15. Are adaptable to Comoros' specific development challenges and country circumstances*	110	15	6.29	2.21

Overall Evaluations	N	DK	Mean	SD
16. Overall, how significant a contribution do you believe the World Bank's knowledge work and activities make to development results in your country?* <i>(1-Not significant at all, 10-Very significant)</i>	120	6	6.61	2.17
17. Overall, how would you rate the technical quality of the World Bank's knowledge work and activities?* <i>(1-Very low technical quality, 10-Very high technical quality)</i>	117	9	6.18	1.95

**E. Working with the World Bank**

To what extent do you agree/disagree with the following statements? (1-Strongly disagree, 10-Strongly agree)	Level of Agreement			
	N	DK	Mean	SD
1. The World Bank disburses funds promptly	110	16	3.95	2.40
2. The World Bank effectively monitors and evaluates the projects and programs it supports	120	6	6.54	2.41
3. The World Bank's approvals and reviews are done in a timely fashion	100	26	6.26	2.20
4. The World Bank's "Safeguard Policy" requirements are reasonable	95	31	6.02	2.09
5. The World Bank imposes reasonable conditions on its lending	108	18	5.94	2.44
6. Working with the World Bank increases Comoros' institutional capacity	119	6	6.66	2.36
7. The World Bank ensures consistency and continuity through staff changes	83	43	5.12	2.39
8. The World Bank's teams and visits are well coordinated	100	24	6.41	2.41
9. Where country systems are adequate, the World Bank makes appropriate use of them*	85	41	6.60	2.49
10. The World Bank provides effective implementation support	108	18	6.42	2.42

Adequate Staffing	N	DK	Mean	SD
11. To what extent do you believe the World Bank is adequately staffed in Comoros? (1-To no degree at all, 10-To a very significant degree)	103	23	3.87	2.20

**F. The Future Role of the World Bank in Comoros**

Future Role of the World Bank	N	DK	Mean	SD
1. How significant a role do you believe the World Bank SHOULD play in Comoros' development in the near future? (1-Not a significant role at all, 10-Very significant role)	124	9	7.99	1.98

2. Which of the following SHOULD the World Bank do to make itself of greater value in Comoros? (Choose no more than TWO)	Percentage of Respondents (Responses Combined; N=122)
Reduce the complexity of obtaining World Bank financing	45.9%
Reach out more to groups outside of government	36.1%
Improve the quality of its experts as related to Comoros' specific challenges	29.5%
Increase the level of World Bank staffing in Comoros' office	18.9%
Improve the competitiveness of its financing compared to markets	13.1%
Provide more adequate data/knowledge/statistics/figures on Comoros' economy	13.1%
Offer more innovative financial products	10.7%
Work faster	9.8%
Focus primarily on advocacy issues	8.2%
Ensure greater selectivity in its work	4.1%
Offer more innovative knowledge services	4.1%
Other	1.6%

**F. The Future Role of the World Bank in Comoros (continued)**

<b>3a. Below is a list of development priorities in Comoros. Which THREE areas below would benefit most from the World Bank playing a leading role among international partners in Comoros? (Choose no more than THREE)</b>	<b>Percentage of Respondents (Responses Combined; N=126)</b>
Generating jobs	58.7%
Strengthening public financial management	57.1%
Building capacity of state institutions	42.1%
Increasing access to basic services	35.7%
Increasing access to justice systems	34.1%
Improving livelihoods	19.8%
Support regional collaboration and integration	13.5%
Stimulating dialogue to promote peace and stability	11.1%
Building social safety nets	7.1%
Strengthening security mechanisms	4.8%
Strengthening conflict resolution mechanisms	4.8%
Reducing violence	3.2%
Increasing cohesion	1.6%

<b>3b. Below is a list of development priorities in Comoros. Which THREE areas below would benefit most from other donors in Comoros? (Choose no more than THREE)</b>	<b>Percentage of Respondents (Responses Combined; N=125)</b>
Building capacity of state institutions	43.2%
Increasing access to basic services	30.4%
Strengthening public financial management	28.0%
Generating jobs	27.2%
Increasing access to justice systems	23.2%
Strengthening security mechanisms	23.2%
Support regional collaboration and integration	23.2%
Strengthening conflict resolution mechanisms	22.4%
Improving livelihoods	20.8%
Increasing cohesion	16.0%
Stimulating dialogue to promote peace and stability	14.4%
Reducing violence	11.2%
Building social safety nets	7.2%

**G. Communication and Information Sharing**

<b>1. How do you get most of your information about economic and social development issues in Comoros? (Choose no more than TWO)</b>	<b>Percentage of Respondents (Responses Combined; N=125)</b>
Local newspapers	70.4%
Internet	45.6%
Local television	18.4%
Local radio	17.6%
International radio	8.8%
International television	6.4%
Other	6.4%
Periodicals	5.6%
International newspapers	4.8%
Social media	2.4%
Blogs	2.4%
Mobile phones	1.6%
Instant messaging	1.6%

<b>2. How would you prefer to receive information from the World Bank? (Choose no more than TWO)</b>	<b>Percentage of Respondents (Responses Combined; N=126)</b>
World Bank seminars/workshops/conferences	50.0%
Direct contact with World Bank	46.8%
World Bank website	40.5%
World Bank publications and other written materials	27.8%
e-newsletters	11.1%
Instant messaging	9.5%
Social media	6.3%
Mobile phones	3.2%
Other	1.6%
Blogs	0.8%

<b>3. Are you aware of the World Bank's Access to Information Policy under which the Bank will now disclose any information in its possession that is not a list of exceptions?</b>	<b>Percentage of Respondents (N=125)</b>
Yes	20.8%
No	79.2%

<b>4. Have you requested information from the World Bank on its activities in the past year?</b>	<b>Percentage of Respondents (N=125)</b>
Yes	24.8%
No	75.2%

<b>5. Were you able to obtain this information?</b>	<b>Percentage of Respondents (N=36)</b>
Yes	63.9%
No	36.1%

**G. Communication and Information Sharing (continued)**

6. Do you have access to the Internet?	Percentage of Respondents (N=126)
Yes	92.1%
No	7.9%

7. Do you use/have used the World Bank website?	Percentage of Respondents (N=126)
Yes	41.3%
No	58.7%

8. Which do you primarily use?	Percentage of Respondents (N=53)
The World Bank's country website	34.0%
The World Bank's main website	66.0%

9. Which Internet connection do you use primarily when visiting a World Bank website?	Percentage of Respondents (N=52)
High speed	63.5%
Dial-up	36.5%

Please rate how much you agree with the following statements. (1-Strongly disagree, 10-Strongly agree)	Level of Agreement			
	N	DK	Mean	SD
10. I use/consult World Bank data more currently than I did a few years ago	110	16	4.81	2.58
11. I find the World Bank websites easy to navigate.	48	4	6.25	2.02
12. I find the information on the World Bank's websites useful.	47	4	7.19	1.71
13. When I need information from the World Bank I know how to find it	87	39	5.47	2.20
14. The World Bank is responsive to my information requests and inquiries	80	46	5.06	2.74

**H. Background Information**

<b>1. Which of the following best describes your current position? (Please mark only ONE response)</b>	<b>Percentage of Respondents (N=126)</b>
Employee of a Ministry, Ministerial Department or Implementation Agency	26.2%
Private Sector Organization	7.9%
Office of Parliamentarian	7.1%
Project Management Unit (PMU) overseeing implementation of project	6.3%
Local Government Office or Staff	6.3%
Office of Minister	5.6%
NGO	5.6%
Financial Sector/Private Bank	4.8%
Independent Government Institution	4.8%
Trade Union	4.8%
Media	4.0%
Office of the President, Prime Minister	3.2%
Multilateral Agency	3.2%
Academia/Research Institute/Think Tank	2.4%
Other	2.4%
Consultant/Contractor working on World Bank supported Project/Program	1.6%
Bilateral Agency	1.6%
Judiciary Branch	1.6%
Community Based Organization	0.8%

<b>2. Please identify the primary specialization of your work. (Please mark only ONE response)</b>	<b>Percentage of Respondents (N=126)</b>
Public sector governance/public financial management/anti-corruption	22.2%
Other	19.0%
Education	11.1%
Financial markets/banking	8.7%
Renewable natural resource management/environmental sustainability	6.3%
Private sector development/foreign direct investment	5.6%
Agriculture/ rural development / food security	4.8%
Energy	4.8%
Information and communications technology	4.8%
Health/Communicable/non-communicable diseases	3.2%
Law and justice/regulatory framework	3.2%
Climate change / disaster management	2.4%
Social protection	1.6%
Non-renewable natural resource management/environmental sustainability	0.8%
Transport	0.8%
Urban development	0.8%

<b>3. Currently, do you professionally collaborate/work with the World Bank in your country?</b>	<b>Percentage of Respondents (N=124)</b>
Yes	52.4%
No	47.6%

**H. Background Information (continued)**

<b>4. Which of the following describes most of your exposure to the World Bank in Comoros? (Choose no more than TWO)</b>	<b>Percentage of Respondents (Responses Combined; N=120)</b>
Collaborate as part of my professional duties	55.0%
Use World Bank reports/data	30.8%
Observer	28.3%
Engage in World Bank related/sponsored events/activities	28.3%
Use World Bank website for information, data, research, etc.	20.0%

<b>5. Which best represents your geographic location?</b>	<b>Percentage of Respondents (N=126)</b>
Moroni	53.2%
Anjouan	27.8%
Moheli	11.9%
Other Grande Comore	7.1%



## Appendix B: Responses to All Questions by Stakeholder Groups

### A. General Issues facing Comoros

In general, would you say that Comoros is headed in...?

Percentage of Respondents	Office of President/Prime Minister/Minister	Office of Parliamentarian	Employee of a Ministry/ Ministerial Dep/ Implementation Agency	PMU/Consultant/ Contractor on Bank project	Local Gov.	Bilateral/ Multilateral Agency	Private Sector/ Financial Sector/ Private Bank	CSO	Media	Independent Gov. Institution	Other
The right direction	81.8%	88.9%	63.6%	40.0%	87.5%	66.7%	37.5%	71.4%	20.0%	83.3%	50.0%
The wrong direction	0.0%	11.1%	3.0%	10.0%	0.0%	0.0%	25.0%	14.3%	0.0%	0.0%	12.5%
Not sure	18.2%	0.0%	33.3%	50.0%	12.5%	33.3%	37.5%	14.3%	80.0%	16.7%	37.5%

Listed below are a number of development priorities in Comoros. Please identify which of the following you consider the most important development priorities in Comoros? (Choose no more than THREE)

Percentage of Respondents (Responses Combined)	Office of President/Prime Minister/Minister	Office of Parliamentarian	Employee of a Ministry/ Ministerial Dep/ Implementation Agency	PMU/Consultant/ Contractor on Bank project	Local Gov.	Bilateral/ Multilateral Agency	Private Sector/ Financial Sector/ Private Bank	CSO	Media	Independent Gov. Institution	Other
Social protection	9.1%	11.1%	3.0%	10.0%	0.0%	0.0%	12.5%	7.1%	20.0%	0.0%	0.0%
Transport	9.1%	11.1%	24.2%	10.0%	0.0%	16.7%	25.0%	35.7%	20.0%	0.0%	12.5%
Security/stabilization/reconstruction	9.1%	0.0%	6.1%	10.0%	12.5%	16.7%	12.5%	7.1%	0.0%	0.0%	0.0%
Public sector governance/ reform*	45.5%	33.3%	36.4%	50.0%	75.0%	33.3%	25.0%	14.3%	80.0%	66.7%	12.5%
Fisheries management and development	0.0%	0.0%	12.1%	10.0%	12.5%	16.7%	12.5%	14.3%	0.0%	0.0%	0.0%
Regional collaboration/integration	0.0%	0.0%	0.0%	0.0%	0.0%	0.0%	0.0%	0.0%	0.0%	0.0%	0.0%
Gender	0.0%	0.0%	0.0%	0.0%	0.0%	0.0%	0.0%	0.0%	0.0%	0.0%	0.0%
Domestic private sector development	9.1%	22.2%	6.1%	0.0%	12.5%	0.0%	18.8%	7.1%	20.0%	0.0%	12.5%
Foreign direct investment	18.2%	0.0%	6.1%	10.0%	12.5%	0.0%	0.0%	0.0%	0.0%	0.0%	0.0%
Water and sanitation	0.0%	0.0%	3.0%	10.0%	12.5%	0.0%	6.3%	14.3%	0.0%	0.0%	25.0%
Energy	27.3%	11.1%	36.4%	30.0%	12.5%	16.7%	50.0%	64.3%	40.0%	50.0%	25.0%
Regional conflict and tensions	0.0%	0.0%	0.0%	0.0%	0.0%	0.0%	0.0%	0.0%	0.0%	0.0%	0.0%
Job creation/employment	27.3%	44.4%	12.1%	30.0%	37.5%	0.0%	0.0%	21.4%	0.0%	0.0%	25.0%
Leveraging remittances from the diaspora*	0.0%	0.0%	0.0%	0.0%	0.0%	0.0%	6.3%	0.0%	0.0%	33.3%	0.0%
Rural development	0.0%	0.0%	6.1%	0.0%	12.5%	0.0%	6.3%	0.0%	0.0%	0.0%	0.0%
Financial markets	0.0%	0.0%	0.0%	0.0%	0.0%	0.0%	0.0%	0.0%	0.0%	0.0%	0.0%
Urban development	0.0%	0.0%	0.0%	0.0%	0.0%	0.0%	0.0%	0.0%	0.0%	0.0%	0.0%
Environmental sustainability	0.0%	0.0%	3.0%	0.0%	0.0%	0.0%	0.0%	7.1%	0.0%	0.0%	0.0%
Equality of opportunity	0.0%	11.1%	6.1%	0.0%	0.0%	16.7%	0.0%	7.1%	20.0%	0.0%	12.5%
Health	18.2%	22.2%	9.1%	10.0%	25.0%	16.7%	12.5%	14.3%	0.0%	0.0%	25.0%
Education*	18.2%	11.1%	6.1%	10.0%	0.0%	33.3%	6.3%	0.0%	0.0%	50.0%	37.5%
Poverty reduction	18.2%	33.3%	21.2%	30.0%	12.5%	33.3%	6.3%	28.6%	20.0%	0.0%	25.0%
Food security	0.0%	11.1%	9.1%	10.0%	0.0%	0.0%	0.0%	7.1%	0.0%	0.0%	0.0%
Social cohesion	9.1%	0.0%	0.0%	0.0%	0.0%	0.0%	0.0%	0.0%	0.0%	0.0%	0.0%
Statistics, economic monitoring/evaluation and planning	0.0%	0.0%	0.0%	0.0%	12.5%	0.0%	0.0%	0.0%	0.0%	0.0%	0.0%
Climate change	0.0%	0.0%	0.0%	0.0%	0.0%	0.0%	0.0%	0.0%	0.0%	0.0%	0.0%
Agricultural development	9.1%	11.1%	9.1%	0.0%	12.5%	16.7%	12.5%	7.1%	40.0%	0.0%	0.0%
Trade and exports	0.0%	0.0%	6.1%	0.0%	0.0%	0.0%	6.3%	0.0%	0.0%	0.0%	0.0%
Crime and violence	0.0%	11.1%	0.0%	10.0%	0.0%	0.0%	0.0%	0.0%	0.0%	0.0%	0.0%
Revenue/resource sharing between the Union and the islands	0.0%	0.0%	3.0%	0.0%	0.0%	0.0%	0.0%	0.0%	0.0%	0.0%	0.0%
Economic growth*	0.0%	0.0%	12.1%	0.0%	0.0%	33.3%	0.0%	0.0%	0.0%	0.0%	0.0%
Law and justice	18.2%	22.2%	21.2%	30.0%	25.0%	0.0%	18.8%	7.1%	20.0%	33.3%	12.5%
Regulatory framework	0.0%	0.0%	0.0%	0.0%	0.0%	0.0%	0.0%	0.0%	0.0%	0.0%	0.0%
Communicable/non-communicable diseases	0.0%	0.0%	0.0%	0.0%	0.0%	0.0%	0.0%	0.0%	0.0%	0.0%	0.0%
Economic governance	27.3%	22.2%	9.1%	0.0%	12.5%	16.7%	12.5%	14.3%	20.0%	0.0%	0.0%
Basic infrastructure	18.2%	0.0%	9.1%	10.0%	0.0%	16.7%	12.5%	7.1%	0.0%	16.7%	25.0%
Local governance and institutions	0.0%	0.0%	0.0%	0.0%	0.0%	0.0%	0.0%	0.0%	0.0%	0.0%	12.5%
Natural resource management	0.0%	11.1%	0.0%	0.0%	0.0%	0.0%	0.0%	7.1%	0.0%	0.0%	12.5%
Anti corruption	9.1%	0.0%	15.2%	10.0%	0.0%	16.7%	31.3%	0.0%	0.0%	33.3%	25.0%
Disaster management	0.0%	0.0%	6.1%	10.0%	0.0%	0.0%	0.0%	7.1%	0.0%	0.0%	0.0%
Information and communications technology	0.0%	0.0%	3.0%	0.0%	0.0%	0.0%	0.0%	0.0%	0.0%	16.7%	0.0%

\*Significantly different between stakeholder groups

**A. General Issues facing Comoros (continued)**

Poverty reduction is a broad term that encompasses work in many different areas. Which THREE areas of development listed below do you believe would contribute most to reducing poverty in Comoros? (Choose no more than THREE)

Percentage of Respondents (Responses Combined)	Office of President/Prime Minister/Minister	Office of Parliamentarian	Employee of a Ministry/ Ministerial Dep/ Implementation Agency	PMU/Consultant/ Contractor on Bank project	Local Gov.	Bilateral/ Multilateral Agency	Private Sector/ Financial Sector/ Private Bank	CSO	Media	Independent Gov. Institution	Other
Water and sanitation	9.1%	22.2%	6.3%	10.0%	0.0%	0.0%	6.3%	7.1%	20.0%	0.0%	12.5%
Equality of opportunity	0.0%	0.0%	12.5%	20.0%	25.0%	0.0%	6.3%	7.1%	20.0%	0.0%	12.5%
Economic growth	18.2%	33.3%	28.1%	0.0%	12.5%	50.0%	31.3%	21.4%	20.0%	66.7%	12.5%
Statistics, economic monitoring/evaluation and planning	0.0%	0.0%	6.3%	0.0%	12.5%	0.0%	0.0%	7.1%	0.0%	0.0%	12.5%
Climate change	0.0%	0.0%	9.4%	0.0%	0.0%	0.0%	0.0%	0.0%	0.0%	0.0%	0.0%
Regional conflict and tensions	0.0%	0.0%	3.1%	0.0%	0.0%	0.0%	0.0%	0.0%	20.0%	0.0%	0.0%
Regional collaboration/integration	0.0%	11.1%	0.0%	0.0%	25.0%	0.0%	6.3%	0.0%	0.0%	0.0%	12.5%
Gender	0.0%	0.0%	0.0%	10.0%	0.0%	0.0%	0.0%	0.0%	0.0%	0.0%	0.0%
Rural development	27.3%	44.4%	12.5%	10.0%	25.0%	50.0%	31.3%	14.3%	0.0%	0.0%	12.5%
Urban development	0.0%	11.1%	3.1%	0.0%	0.0%	0.0%	0.0%	0.0%	0.0%	0.0%	0.0%
Regulatory framework	0.0%	0.0%	0.0%	0.0%	0.0%	0.0%	6.3%	0.0%	0.0%	0.0%	0.0%
Revenue/resource sharing between the Union and the islands	9.1%	0.0%	6.3%	0.0%	12.5%	0.0%	6.3%	7.1%	20.0%	0.0%	0.0%
Local governance and institutions	0.0%	0.0%	6.3%	0.0%	0.0%	0.0%	6.3%	7.1%	20.0%	0.0%	0.0%
Basic infrastructure	36.4%	0.0%	3.1%	10.0%	0.0%	16.7%	18.8%	7.1%	20.0%	16.7%	12.5%
Social protection	9.1%	0.0%	6.3%	0.0%	0.0%	16.7%	0.0%	7.1%	20.0%	16.7%	0.0%
Law and justice	0.0%	11.1%	6.3%	30.0%	12.5%	0.0%	0.0%	21.4%	0.0%	16.7%	0.0%
Transport	9.1%	0.0%	6.3%	0.0%	12.5%	0.0%	6.3%	21.4%	20.0%	0.0%	12.5%
Crime and violence	0.0%	0.0%	0.0%	0.0%	0.0%	0.0%	0.0%	0.0%	0.0%	0.0%	0.0%
Fisheries management and development	18.2%	0.0%	12.5%	20.0%	12.5%	0.0%	0.0%	14.3%	0.0%	16.7%	12.5%
Communicable/non-communicable diseases	0.0%	0.0%	0.0%	10.0%	0.0%	0.0%	0.0%	0.0%	0.0%	0.0%	0.0%
Information and communications technology	0.0%	0.0%	0.0%	0.0%	0.0%	0.0%	0.0%	0.0%	0.0%	0.0%	0.0%
Security/stabilization/reconstruction	18.2%	0.0%	3.1%	0.0%	0.0%	0.0%	0.0%	7.1%	0.0%	0.0%	0.0%
Anti corruption	18.2%	11.1%	6.3%	20.0%	25.0%	33.3%	37.5%	14.3%	20.0%	33.3%	37.5%
Domestic private sector development	18.2%	22.2%	21.9%	30.0%	12.5%	0.0%	25.0%	7.1%	40.0%	16.7%	25.0%
Economic governance	0.0%	22.2%	3.1%	20.0%	0.0%	16.7%	12.5%	0.0%	0.0%	16.7%	0.0%
Foreign direct investment	0.0%	11.1%	3.1%	10.0%	0.0%	0.0%	6.3%	0.0%	0.0%	0.0%	12.5%
Energy	18.2%	11.1%	18.8%	40.0%	37.5%	16.7%	18.8%	35.7%	0.0%	0.0%	37.5%
Public sector governance/ reform	0.0%	22.2%	9.4%	0.0%	12.5%	33.3%	6.3%	7.1%	20.0%	0.0%	12.5%
Social cohesion	0.0%	0.0%	0.0%	0.0%	0.0%	0.0%	0.0%	0.0%	0.0%	0.0%	0.0%
Education	18.2%	0.0%	18.8%	20.0%	12.5%	50.0%	6.3%	14.3%	0.0%	50.0%	0.0%
Natural resource management	9.1%	0.0%	6.3%	0.0%	12.5%	0.0%	0.0%	0.0%	0.0%	0.0%	12.5%
Environmental sustainability	9.1%	0.0%	3.1%	0.0%	0.0%	0.0%	0.0%	7.1%	0.0%	0.0%	0.0%
Leveraging remittances from the diaspora	0.0%	0.0%	0.0%	0.0%	0.0%	0.0%	0.0%	0.0%	0.0%	0.0%	0.0%
Health	0.0%	0.0%	9.4%	10.0%	0.0%	0.0%	12.5%	0.0%	0.0%	0.0%	0.0%
Agricultural development	18.2%	33.3%	21.9%	0.0%	0.0%	0.0%	18.8%	28.6%	20.0%	0.0%	25.0%
Disaster management	0.0%	0.0%	0.0%	0.0%	0.0%	0.0%	0.0%	0.0%	0.0%	0.0%	0.0%
Job creation/employment	36.4%	22.2%	34.4%	30.0%	25.0%	16.7%	12.5%	21.4%	20.0%	50.0%	25.0%
Financial markets	0.0%	0.0%	3.1%	0.0%	0.0%	0.0%	0.0%	0.0%	0.0%	0.0%	0.0%
Trade and exports	0.0%	0.0%	0.0%	0.0%	0.0%	0.0%	6.3%	7.1%	0.0%	0.0%	0.0%
Food security	0.0%	11.1%	9.4%	0.0%	12.5%	0.0%	6.3%	7.1%	0.0%	0.0%	0.0%

**A. General Issues facing Comoros (continued)**

Economic growth can be driven by a number of factors. Which THREE areas below do you believe would contribute most to generating economic growth in Comoros? (Choose no more than THREE)

Percentage of Respondents (Responses Combined)	Office of President/Prime Minister/Minister	Office of Parliamentarian	Employee of a Ministry/ Ministerial Dep/ Implementation Agency	PMU/Consultant/ Contractor on Bank project	Local Gov.	Bilateral/ Multilateral Agency	Private Sector/ Financial Sector/ Private Bank	CSO	Media	Independent Gov. Institution	Other
Energy	54.5%	55.6%	60.6%	50.0%	37.5%	16.7%	31.3%	57.1%	60.0%	50.0%	62.5%
Gender	0.0%	0.0%	0.0%	0.0%	0.0%	0.0%	0.0%	0.0%	0.0%	0.0%	0.0%
Equality of opportunity	18.2%	0.0%	0.0%	0.0%	0.0%	0.0%	0.0%	7.1%	0.0%	0.0%	0.0%
Regional collaboration/integration	0.0%	0.0%	9.1%	0.0%	0.0%	0.0%	12.5%	7.1%	0.0%	0.0%	12.5%
Social protection	0.0%	0.0%	0.0%	0.0%	0.0%	0.0%	0.0%	0.0%	0.0%	0.0%	0.0%
Climate change	0.0%	0.0%	0.0%	0.0%	0.0%	0.0%	0.0%	0.0%	0.0%	0.0%	0.0%
Anti corruption	9.1%	33.3%	15.2%	30.0%	12.5%	33.3%	18.8%	28.6%	20.0%	16.7%	37.5%
Revenue/resource sharing between the Union and the islands	0.0%	0.0%	0.0%	0.0%	0.0%	0.0%	6.3%	0.0%	0.0%	0.0%	12.5%
Disaster management	0.0%	0.0%	0.0%	0.0%	0.0%	0.0%	0.0%	0.0%	0.0%	0.0%	0.0%
Regional conflict and tensions*	0.0%	0.0%	0.0%	0.0%	0.0%	0.0%	0.0%	0.0%	20.0%	0.0%	0.0%
Rural development	0.0%	11.1%	6.1%	0.0%	25.0%	33.3%	12.5%	0.0%	0.0%	0.0%	0.0%
Foreign direct investment	36.4%	22.2%	21.2%	20.0%	25.0%	16.7%	12.5%	14.3%	20.0%	50.0%	25.0%
Urban development	0.0%	0.0%	0.0%	0.0%	0.0%	0.0%	0.0%	7.1%	0.0%	0.0%	0.0%
Water and sanitation	0.0%	0.0%	6.1%	0.0%	0.0%	0.0%	6.3%	0.0%	0.0%	0.0%	0.0%
Trade and exports	27.3%	22.2%	15.2%	10.0%	0.0%	0.0%	25.0%	21.4%	20.0%	16.7%	0.0%
Information and communications technology*	0.0%	0.0%	3.0%	0.0%	0.0%	0.0%	6.3%	7.1%	0.0%	50.0%	12.5%
Regulatory framework	0.0%	0.0%	0.0%	0.0%	0.0%	0.0%	0.0%	0.0%	0.0%	0.0%	0.0%
Communicable/non-communicable diseases	9.1%	0.0%	0.0%	0.0%	0.0%	0.0%	0.0%	0.0%	0.0%	0.0%	0.0%
Statistics, economic monitoring/evaluation and planning*	0.0%	22.2%	0.0%	0.0%	25.0%	0.0%	0.0%	0.0%	0.0%	0.0%	12.5%
Social cohesion	0.0%	0.0%	0.0%	0.0%	0.0%	0.0%	0.0%	0.0%	0.0%	0.0%	12.5%
Public sector governance/ reform	27.3%	22.2%	15.2%	10.0%	0.0%	0.0%	25.0%	0.0%	20.0%	16.7%	0.0%
Domestic private sector development	27.3%	11.1%	27.3%	30.0%	50.0%	33.3%	18.8%	14.3%	20.0%	0.0%	12.5%
Job creation/employment	27.3%	11.1%	24.2%	30.0%	62.5%	16.7%	6.3%	28.6%	40.0%	0.0%	25.0%
Agricultural development	9.1%	11.1%	21.2%	20.0%	12.5%	33.3%	25.0%	14.3%	0.0%	0.0%	0.0%
Food security	0.0%	0.0%	3.0%	0.0%	0.0%	0.0%	0.0%	0.0%	0.0%	0.0%	0.0%
Transport	9.1%	11.1%	6.1%	20.0%	0.0%	16.7%	6.3%	7.1%	20.0%	0.0%	25.0%
Economic governance	0.0%	11.1%	15.2%	20.0%	25.0%	33.3%	6.3%	14.3%	0.0%	16.7%	0.0%
Security/stabilization/reconstruction	0.0%	0.0%	9.1%	0.0%	0.0%	0.0%	0.0%	0.0%	0.0%	0.0%	0.0%
Education	9.1%	0.0%	3.0%	0.0%	0.0%	0.0%	6.3%	21.4%	0.0%	16.7%	12.5%
Natural resource management	9.1%	11.1%	9.1%	0.0%	0.0%	0.0%	0.0%	7.1%	0.0%	0.0%	12.5%
Environmental sustainability	0.0%	0.0%	3.0%	0.0%	12.5%	0.0%	0.0%	0.0%	0.0%	0.0%	0.0%
Health	0.0%	11.1%	0.0%	0.0%	0.0%	0.0%	6.3%	0.0%	0.0%	0.0%	0.0%
Fisheries management and development	9.1%	11.1%	15.2%	40.0%	12.5%	50.0%	6.3%	14.3%	40.0%	0.0%	0.0%
Basic infrastructure	9.1%	0.0%	6.1%	20.0%	0.0%	0.0%	18.8%	7.1%	0.0%	16.7%	12.5%
Law and justice	0.0%	11.1%	3.0%	0.0%	0.0%	16.7%	12.5%	7.1%	0.0%	0.0%	0.0%
Local governance and institutions	0.0%	0.0%	0.0%	0.0%	0.0%	0.0%	0.0%	0.0%	0.0%	0.0%	0.0%
Crime and violence	0.0%	11.1%	0.0%	0.0%	0.0%	0.0%	0.0%	0.0%	0.0%	0.0%	0.0%
Financial markets	0.0%	0.0%	0.0%	0.0%	0.0%	0.0%	12.5%	14.3%	0.0%	0.0%	0.0%
Leveraging remittances from the diaspora*	9.1%	0.0%	0.0%	0.0%	0.0%	0.0%	18.8%	0.0%	20.0%	50.0%	12.5%

\*Significantly different between stakeholder groups

**B. Overall Attitudes toward the World Bank**

	Which of the following best describes your current position?																																
	Office of President/Prime Minister/Minister			Office of Parliamentarian			Employee of a Ministry/ Ministerial Dep/ Implementation Agency			PMU/Consultant/ Contractor on Bank project			Local Gov.			Bilateral/ Multilateral Agency			Private Sector/ Financial Sector/ Private Bank			CSO			Media			Independent Gov. Institution			Other		
	N	Mean	SD	N	Mean	SD	N	Mean	SD	N	Mean	SD	N	Mean	SD	N	Mean	SD	N	Mean	SD	N	Mean	SD	N	Mean	SD	N	Mean	SD			
How familiar are you with the work of the World Bank in Comoros?	11	6.73	2.24	9	5.22	1.92	33	5.21	2.39	10	6.00	1.89	8	4.75	1.16	6	4.83	1.33	16	5.25	1.98	14	5.36	2.27	5	5.20	2.68	6	6.17	.41	8	5.38	2.07

(1-Not familiar at all, 10-Extremely familiar)

	Which of the following best describes your current position?																																
	Office of President/Prime Minister/Minister			Office of Parliamentarian			Employee of a Ministry/ Ministerial Dep/ Implementation Agency			PMU/Consultant/ Contractor on Bank project			Local Gov.			Bilateral/ Multilateral Agency			Private Sector/ Financial Sector/ Private Bank			CSO			Media			Independent Gov. Institution			Other		
	N	Mean	SD	N	Mean	SD	N	Mean	SD	N	Mean	SD	N	Mean	SD	N	Mean	SD	N	Mean	SD	N	Mean	SD	N	Mean	SD	N	Mean	SD	N	Mean	SD
Overall, please rate your impression of the World Bank's effectiveness in Comoros?	11	6.82	2.18	8	5.50	2.62	29	5.83	2.28	10	5.80	1.81	7	6.00	2.31	6	4.67	2.07	15	5.20	1.70	12	4.92	2.02	4	6.00	.82	6	5.50	.55	8	4.63	.92

(1-Not effective at all, 10-Very effective)

	Which of the following best describes your current position?																																
	Office of President/Prime Minister/Minister			Office of Parliamentarian			Employee of a Ministry/ Ministerial Dep/ Implementation Agency			PMU/Consultant/ Contractor on Bank project			Local Gov.			Bilateral/ Multilateral Agency			Private Sector/ Financial Sector/ Private Bank			CSO			Media			Independent Gov. Institution			Other		
	N	Mean	SD	N	Mean	SD	N	Mean	SD	N	Mean	SD	N	Mean	SD	N	Mean	SD	N	Mean	SD	N	Mean	SD	N	Mean	SD	N	Mean	SD	N	Mean	SD
To what extent do you believe the World Bank's staff is well prepared to help Comoros solve its most complicated development challenges?	9	7.33	2.65	8	6.00	2.07	28	6.21	2.48	10	6.10	1.60	6	5.50	2.26	6	4.67	1.75	14	6.07	1.73	11	4.64	1.75	3	6.33	1.15	6	7.00	2.19	7	5.14	1.77

(1-To no degree at all, 10-To a very significant degree)

**B. Overall Attitudes toward the World Bank (continued)**

When thinking about how the World Bank can have the most impact on development results in Comoros, in which sectoral areas do you believe the World Bank should focus most of its attention and resources in Comoros? (Choose no more than THREE)

Percentage of Respondents (Responses Combined)	Office of President/Prime Minister/Minister	Office of Parliamentarian	Employee of a Ministry/ Ministerial Dep/ Implementation Agency	PMU/Consultant/ Contractor on Bank project	Local Gov.	Bilateral/ Multilateral Agency	Private Sector/ Financial Sector/ Private Bank	CSO	Media	Independent Gov. Institution	Other
Social protection	20.0%	11.1%	0.0%	10.0%	0.0%	0.0%	0.0%	0.0%	0.0%	0.0%	0.0%
Security/stabilization/reconstruction	10.0%	11.1%	12.1%	10.0%	0.0%	0.0%	0.0%	7.1%	0.0%	0.0%	0.0%
Public sector governance/ reform	20.0%	55.6%	30.3%	40.0%	37.5%	50.0%	25.0%	14.3%	20.0%	16.7%	25.0%
Transport	20.0%	22.2%	15.2%	10.0%	0.0%	16.7%	31.3%	35.7%	40.0%	0.0%	25.0%
Fisheries management and development	30.0%	0.0%	6.1%	10.0%	0.0%	0.0%	6.3%	21.4%	0.0%	0.0%	12.5%
Poverty reduction	20.0%	33.3%	30.3%	30.0%	37.5%	0.0%	31.3%	21.4%	40.0%	0.0%	12.5%
Regional collaboration/integration	10.0%	0.0%	3.0%	0.0%	0.0%	0.0%	0.0%	0.0%	0.0%	0.0%	0.0%
Gender	0.0%	0.0%	0.0%	0.0%	0.0%	0.0%	0.0%	0.0%	0.0%	0.0%	0.0%
Crime and violence	0.0%	0.0%	0.0%	0.0%	0.0%	0.0%	0.0%	7.1%	0.0%	0.0%	0.0%
Rural development	10.0%	22.2%	12.1%	10.0%	12.5%	33.3%	12.5%	14.3%	0.0%	0.0%	12.5%
Domestic private sector development	10.0%	33.3%	12.1%	20.0%	12.5%	0.0%	6.3%	7.1%	0.0%	16.7%	37.5%
Foreign direct investment	10.0%	22.2%	3.0%	10.0%	12.5%	0.0%	0.0%	0.0%	20.0%	0.0%	0.0%
Water and sanitation	10.0%	11.1%	3.0%	10.0%	0.0%	0.0%	6.3%	0.0%	0.0%	0.0%	12.5%
Energy	20.0%	11.1%	39.4%	30.0%	25.0%	33.3%	56.3%	28.6%	20.0%	66.7%	37.5%
Social cohesion	0.0%	0.0%	0.0%	0.0%	12.5%	0.0%	0.0%	7.1%	0.0%	0.0%	0.0%
Leveraging remittances from the diaspora	10.0%	0.0%	3.0%	0.0%	0.0%	0.0%	6.3%	0.0%	0.0%	33.3%	0.0%
Job creation/employment	10.0%	0.0%	24.2%	20.0%	37.5%	33.3%	12.5%	21.4%	60.0%	16.7%	12.5%
Financial markets	0.0%	0.0%	0.0%	0.0%	0.0%	0.0%	0.0%	7.1%	0.0%	0.0%	12.5%
Urban development	0.0%	0.0%	3.0%	0.0%	0.0%	16.7%	0.0%	0.0%	0.0%	0.0%	0.0%
Environmental sustainability	0.0%	0.0%	0.0%	0.0%	0.0%	0.0%	0.0%	0.0%	0.0%	0.0%	0.0%
Equality of opportunity	0.0%	0.0%	0.0%	0.0%	0.0%	0.0%	0.0%	0.0%	0.0%	0.0%	0.0%
Regional conflict and tensions	0.0%	0.0%	3.0%	0.0%	0.0%	0.0%	0.0%	7.1%	0.0%	0.0%	0.0%
Health	20.0%	11.1%	21.2%	0.0%	25.0%	0.0%	25.0%	14.3%	20.0%	0.0%	0.0%
Education*	20.0%	0.0%	24.2%	0.0%	12.5%	33.3%	6.3%	7.1%	40.0%	66.7%	37.5%
Statistics, economic monitoring/evaluation and planning	0.0%	11.1%	0.0%	0.0%	12.5%	0.0%	6.3%	7.1%	0.0%	0.0%	0.0%
Food security	20.0%	0.0%	3.0%	10.0%	0.0%	0.0%	0.0%	0.0%	0.0%	0.0%	0.0%
Climate change	0.0%	0.0%	0.0%	0.0%	12.5%	0.0%	0.0%	0.0%	0.0%	0.0%	0.0%
Agricultural development	20.0%	0.0%	12.1%	20.0%	0.0%	33.3%	6.3%	14.3%	20.0%	16.7%	12.5%
Trade and exports	0.0%	0.0%	3.0%	0.0%	0.0%	0.0%	6.3%	7.1%	0.0%	0.0%	0.0%
Economic growth	0.0%	11.1%	12.1%	10.0%	0.0%	0.0%	0.0%	0.0%	0.0%	0.0%	0.0%
Revenue/resource sharing between the Union and the islands	0.0%	0.0%	0.0%	0.0%	0.0%	0.0%	0.0%	7.1%	0.0%	0.0%	0.0%
Law and justice	0.0%	11.1%	6.1%	0.0%	25.0%	0.0%	6.3%	7.1%	0.0%	0.0%	0.0%
Local governance and institutions	0.0%	11.1%	0.0%	0.0%	0.0%	16.7%	0.0%	7.1%	0.0%	0.0%	12.5%
Regulatory framework	0.0%	0.0%	0.0%	0.0%	12.5%	0.0%	0.0%	7.1%	0.0%	0.0%	0.0%
Communicable/non-communicable diseases	0.0%	0.0%	0.0%	0.0%	0.0%	0.0%	0.0%	0.0%	0.0%	0.0%	0.0%
Basic infrastructure	10.0%	11.1%	6.1%	20.0%	0.0%	0.0%	18.8%	0.0%	20.0%	0.0%	12.5%
Economic governance	0.0%	0.0%	6.1%	10.0%	12.5%	33.3%	6.3%	0.0%	0.0%	33.3%	0.0%
Natural resource management	0.0%	0.0%	6.1%	0.0%	0.0%	0.0%	6.3%	7.1%	0.0%	0.0%	0.0%
Information and communications technology	0.0%	0.0%	0.0%	10.0%	0.0%	0.0%	0.0%	0.0%	0.0%	16.7%	0.0%
Anti corruption	0.0%	0.0%	0.0%	0.0%	0.0%	0.0%	18.8%	14.3%	0.0%	16.7%	25.0%
Disaster management	0.0%	0.0%	0.0%	10.0%	0.0%	0.0%	0.0%	0.0%	0.0%	0.0%	0.0%

\*Significantly different between stakeholder groups

**B. Overall Attitudes toward the World Bank (continued)**

When thinking about the World Bank's role, which activity do you believe is of greatest VALUE and which activity is of second greatest value in Comoros?

<b>Greatest Value</b>	<b>Office of President/Prime Minister/Minister</b>	<b>Office of Parliamentarian</b>	<b>Employee of a Ministry/ Ministerial Dep/ Implementation Agency</b>	<b>PMU/Consultant/ Contractor on Bank project</b>	<b>Local Gov.</b>	<b>Bilateral/ Multilateral Agency</b>	<b>Private Sector/ Financial Sector/ Private Bank</b>	<b>CSO</b>	<b>Media</b>	<b>Independent Gov. Institution</b>	<b>Other</b>
Financial resources: investment lending	63.6%	44.4%	34.4%	0.0%	42.9%	33.3%	50.0%	64.3%	60.0%	50.0%	25.0%
Financial resources: policy based lending / budget support to the Government	27.3%	22.2%	12.5%	20.0%	0.0%	16.7%	6.3%	7.1%	0.0%	16.7%	0.0%
Mobilizing third party financial resources	0.0%	0.0%	15.6%	20.0%	0.0%	16.7%	12.5%	7.1%	0.0%	16.7%	0.0%
Technical assistance	0.0%	11.1%	0.0%	20.0%	0.0%	0.0%	6.3%	7.1%	0.0%	16.7%	0.0%
Policy advice	0.0%	0.0%	0.0%	0.0%	0.0%	16.7%	6.3%	0.0%	0.0%	0.0%	0.0%
Donor coordination	0.0%	11.1%	12.5%	0.0%	14.3%	0.0%	0.0%	0.0%	20.0%	0.0%	0.0%
Data	0.0%	0.0%	0.0%	10.0%	14.3%	16.7%	0.0%	0.0%	0.0%	0.0%	0.0%
Training/capacity building	9.1%	11.1%	21.9%	20.0%	14.3%	0.0%	12.5%	0.0%	20.0%	0.0%	50.0%
Studies/analyses	0.0%	0.0%	0.0%	0.0%	0.0%	0.0%	0.0%	0.0%	0.0%	0.0%	12.5%
Convening/facilitating	0.0%	0.0%	0.0%	0.0%	0.0%	0.0%	0.0%	0.0%	0.0%	0.0%	0.0%
Linkage to non-Bank expertise	0.0%	0.0%	0.0%	0.0%	0.0%	0.0%	6.3%	7.1%	0.0%	0.0%	0.0%
Strategy formulation	0.0%	0.0%	3.1%	0.0%	14.3%	0.0%	0.0%	7.1%	0.0%	0.0%	12.5%
Other	0.0%	0.0%	0.0%	10.0%	0.0%	0.0%	0.0%	0.0%	0.0%	0.0%	0.0%

<b>2<sup>nd</sup> Greatest Value</b>	<b>Office of President/Prime Minister/Minister</b>	<b>Office of Parliamentarian</b>	<b>Employee of a Ministry/ Ministerial Dep/ Implementation Agency</b>	<b>PMU/Consultant/ Contractor on Bank project</b>	<b>Local Gov.</b>	<b>Bilateral/ Multilateral Agency</b>	<b>Private Sector/ Financial Sector/ Private Bank</b>	<b>CSO</b>	<b>Media</b>	<b>Independent Gov. Institution</b>	<b>Other</b>
Financial resources: investment lending	0.0%	11.1%	9.4%	10.0%	14.3%	33.3%	12.5%	0.0%	20.0%	16.7%	12.5%
Financial resources: policy based lending / budget support to the Government	0.0%	11.1%	6.3%	20.0%	0.0%	0.0%	0.0%	21.4%	20.0%	0.0%	0.0%
Mobilizing third party financial resources	9.1%	0.0%	25.0%	10.0%	14.3%	0.0%	6.3%	0.0%	0.0%	16.7%	0.0%
Technical assistance	36.4%	33.3%	3.1%	10.0%	0.0%	33.3%	18.8%	14.3%	20.0%	16.7%	25.0%
Policy advice	0.0%	0.0%	6.3%	10.0%	0.0%	0.0%	12.5%	0.0%	20.0%	0.0%	0.0%
Donor coordination	9.1%	0.0%	0.0%	20.0%	0.0%	0.0%	6.3%	0.0%	0.0%	0.0%	12.5%
Data	0.0%	0.0%	3.1%	0.0%	0.0%	0.0%	0.0%	0.0%	0.0%	0.0%	0.0%
Training/capacity building	18.2%	33.3%	15.6%	10.0%	28.6%	0.0%	18.8%	35.7%	20.0%	0.0%	0.0%
Studies/analyses	0.0%	0.0%	9.4%	0.0%	0.0%	0.0%	0.0%	0.0%	0.0%	0.0%	0.0%
Convening/facilitating	0.0%	0.0%	0.0%	0.0%	0.0%	0.0%	0.0%	7.1%	0.0%	16.7%	12.5%
Linkage to non-Bank expertise	9.1%	11.1%	0.0%	10.0%	0.0%	0.0%	6.3%	7.1%	0.0%	0.0%	0.0%
Strategy formulation	18.2%	0.0%	21.9%	0.0%	42.9%	33.3%	18.8%	14.3%	0.0%	33.3%	37.5%
Other	0.0%	0.0%	0.0%	0.0%	0.0%	0.0%	0.0%	0.0%	0.0%	0.0%	0.0%

**B. Overall Attitudes toward the World Bank (continued)**

Which of the following do you identify as the World Bank's greatest WEAKNESSES in its work in Comoros? (Choose no more than TWO)

Percentage of Respondents (Responses Combined)	Office of President/Prime Minister/Minister	Office of Parliamentarian	Employee of a Ministry/ Ministerial Dep/ Implementation Agency	PMU/Consultant/ Contractor on Bank project	Local Gov.	Bilateral/ Multilateral Agency	Private Sector/ Financial Sector/ Private Bank	CSO	Media	Independent Gov. Institution	Other
Staff too inaccessible	0.0%	11.1%	0.0%	0.0%	0.0%	16.7%	25.0%	14.3%	0.0%	0.0%	12.5%
Not exploring alternative policy options	0.0%	0.0%	9.1%	0.0%	12.5%	0.0%	6.3%	21.4%	0.0%	0.0%	0.0%
Not adequately sensitive to political/social realities in Comoros	30.0%	22.2%	27.3%	30.0%	37.5%	16.7%	25.0%	35.7%	25.0%	0.0%	12.5%
Not enough public disclosure of its work	10.0%	55.6%	18.2%	30.0%	12.5%	16.7%	12.5%	35.7%	50.0%	33.3%	0.0%
Arrogant in its approach	0.0%	11.1%	6.1%	0.0%	12.5%	16.7%	6.3%	0.0%	0.0%	0.0%	0.0%
Not aligned with country priorities	10.0%	11.1%	9.1%	10.0%	0.0%	0.0%	12.5%	7.1%	25.0%	0.0%	25.0%
The credibility of its knowledge/data	0.0%	0.0%	0.0%	0.0%	0.0%	0.0%	0.0%	0.0%	0.0%	0.0%	12.5%
Not willing to honestly criticize policies and reform efforts in the country	10.0%	0.0%	12.1%	0.0%	50.0%	16.7%	12.5%	7.1%	0.0%	16.7%	0.0%
Too influenced by developed countries	20.0%	0.0%	18.2%	10.0%	12.5%	0.0%	6.3%	7.1%	0.0%	16.7%	25.0%
Imposing technocratic solutions without regard to political realities	20.0%	11.1%	12.1%	0.0%	0.0%	16.7%	18.8%	7.1%	25.0%	0.0%	0.0%
World Bank processes too slow and complex	30.0%	22.2%	30.3%	20.0%	25.0%	0.0%	12.5%	21.4%	0.0%	33.3%	25.0%
Too bureaucratic in its operational policies and procedures	0.0%	0.0%	12.1%	0.0%	0.0%	16.7%	18.8%	14.3%	0.0%	0.0%	12.5%
Not aligned with other donors' work	0.0%	0.0%	3.0%	0.0%	0.0%	16.7%	0.0%	0.0%	0.0%	0.0%	0.0%
Not collaborating enough with non-state actors	20.0%	22.2%	9.1%	10.0%	0.0%	0.0%	25.0%	7.1%	25.0%	16.7%	25.0%
Not client focused	0.0%	0.0%	3.0%	0.0%	0.0%	16.7%	0.0%	0.0%	25.0%	0.0%	12.5%
Its advice and strategies do not lend themselves to practical problem solving	0.0%	11.1%	9.1%	0.0%	12.5%	0.0%	6.3%	0.0%	0.0%	16.7%	12.5%
Not focused enough on issues that are unique to post-conflict countries	20.0%	0.0%	0.0%	0.0%	12.5%	0.0%	0.0%	21.4%	25.0%	0.0%	12.5%
Inadequate number of World Bank staff members located in the country*	20.0%	22.2%	12.1%	60.0%	12.5%	33.3%	12.5%	0.0%	0.0%	16.7%	0.0%
Other	0.0%	0.0%	6.1%	10.0%	0.0%	16.7%	0.0%	0.0%	0.0%	0.0%	0.0%

\*Significantly different between stakeholder groups

**B. Overall Attitudes toward the World Bank (continued)**

Which World Bank instruments do you believe are the MOST effective in reducing poverty in Comoros? (Choose no more than TWO)

Percentage of Respondents (Responses Combined)	Office of President/Prime Minister/Minister	Office of Parliamentarian	Employee of a Ministry/ Ministerial Dep/ Implementation Agency	PMU/Consultant/ Contractor on Bank project	Local Gov.	Bilateral/ Multilateral Agency	Private Sector/ Financial Sector/ Private Bank	CSO	Media	Independent Gov. Institution	Other
Capacity development	27.3%	44.4%	60.6%	40.0%	50.0%	16.7%	43.8%	57.1%	40.0%	16.7%	50.0%
Policy based lending / budget support to the Government	36.4%	22.2%	15.2%	30.0%	12.5%	33.3%	12.5%	14.3%	40.0%	50.0%	25.0%
Knowledge products/services	0.0%	0.0%	9.1%	10.0%	12.5%	0.0%	0.0%	0.0%	0.0%	16.7%	25.0%
Investment lending	72.7%	44.4%	63.6%	60.0%	37.5%	66.7%	56.3%	42.9%	80.0%	83.3%	25.0%
Technical assistance	9.1%	22.2%	9.1%	10.0%	37.5%	0.0%	25.0%	21.4%	0.0%	0.0%	25.0%
Trust Fund management	0.0%	0.0%	6.1%	0.0%	0.0%	0.0%	0.0%	14.3%	0.0%	0.0%	0.0%
Co-financing arrangements	0.0%	11.1%	12.1%	0.0%	12.5%	16.7%	6.3%	21.4%	0.0%	16.7%	12.5%
Sector-wide approaches	45.5%	22.2%	18.2%	30.0%	12.5%	33.3%	25.0%	21.4%	0.0%	0.0%	12.5%
Emergency Recovery lending	9.1%	0.0%	6.1%	0.0%	0.0%	0.0%	6.3%	7.1%	0.0%	0.0%	12.5%
Other	0.0%	11.1%	0.0%	0.0%	0.0%	0.0%	6.3%	0.0%	0.0%	16.7%	0.0%
Don't know	0.0%	0.0%	0.0%	10.0%	12.5%	0.0%	6.3%	0.0%	20.0%	0.0%	0.0%

	Which of the following best describes your current position?																																
	Office of President/Prime Minister/Minister			Office of Parliamentarian			Employee of a Ministry/ Ministerial Dep/ Implementation Agency			PMU/Consultant/ Contractor on Bank project			Local Gov.			Bilateral/ Multilateral Agency			Private Sector/ Financial Sector/ Private Bank			CSO			Media			Independent Gov. Institution			Other		
	N	Mean	SD	N	Mean	SD	N	Mean	SD	N	Mean	SD	N	Mean	SD	N	Mean	SD	N	Mean	SD	N	Mean	SD	N	Mean	SD	N	Mean	SD	N	Mean	SD
To what extent do you believe the World Bank SHOULD seek to influence the global development agenda as related to "global public goods"?	9	6.67	2.60	7	7.29	2.29	29	7.66	2.19	9	7.56	1.88	6	7.67	2.34	6	7.17	1.17	11	6.82	1.94	8	7.88	2.80	1	8.00		3	6.33	3.51	5	6.20	3.42

(1-To no degree at all, 10-To a very significant degree)

In addition to the regular relations with the national government as its main interlocutor, which TWO of the following groups should the World Bank collaborate with more in your country to ensure better development results there? (Choose no more than TWO)

Percentage of Respondents (Responses Combined)	Office of President/Prime Minister/Minister	Office of Parliamentarian	Employee of a Ministry/ Ministerial Dep/ Implementation Agency	PMU/Consultant/ Contractor on Bank project	Local Gov.	Bilateral/ Multilateral Agency	Private Sector/ Financial Sector/ Private Bank	CSO	Media	Independent Gov. Institution	Other
NGOs	27.3%	22.2%	12.1%	20.0%	0.0%	33.3%	25.0%	35.7%	25.0%	0.0%	25.0%
Local Government	18.2%	33.3%	36.4%	20.0%	12.5%	33.3%	6.3%	28.6%	0.0%	16.7%	12.5%
Beneficiaries	27.3%	22.2%	27.3%	30.0%	50.0%	16.7%	25.0%	28.6%	25.0%	33.3%	25.0%
Private sector*	18.2%	22.2%	39.4%	10.0%	25.0%	16.7%	50.0%	14.3%	0.0%	66.7%	62.5%
Community Based Organizations	45.5%	44.4%	33.3%	60.0%	62.5%	16.7%	37.5%	42.9%	50.0%	0.0%	37.5%
Donor community	27.3%	0.0%	9.1%	10.0%	0.0%	33.3%	6.3%	0.0%	0.0%	16.7%	12.5%
Foundations	0.0%	11.1%	0.0%	0.0%	0.0%	0.0%	6.3%	0.0%	0.0%	0.0%	0.0%
Academia/think tanks/research institutes	0.0%	11.1%	6.1%	10.0%	12.5%	0.0%	12.5%	21.4%	0.0%	33.3%	12.5%
Parliament	0.0%	11.1%	3.0%	10.0%	0.0%	0.0%	0.0%	0.0%	0.0%	0.0%	0.0%
Media*	0.0%	11.1%	3.0%	0.0%	12.5%	0.0%	0.0%	0.0%	75.0%	0.0%	0.0%
Faith based organizations	0.0%	0.0%	0.0%	10.0%	0.0%	0.0%	0.0%	0.0%	0.0%	0.0%	0.0%
UN and regional peace keeping forces	0.0%	0.0%	0.0%	0.0%	0.0%	0.0%	0.0%	0.0%	0.0%	0.0%	0.0%
Emerging donors	0.0%	0.0%	3.0%	0.0%	12.5%	0.0%	0.0%	0.0%	0.0%	0.0%	0.0%
UN agencies	9.1%	0.0%	12.1%	0.0%	0.0%	33.3%	6.3%	7.1%	0.0%	0.0%	0.0%
Regional organizations	0.0%	0.0%	3.0%	0.0%	0.0%	0.0%	0.0%	0.0%	0.0%	0.0%	0.0%
Professional organizations	9.1%	0.0%	12.1%	20.0%	12.5%	0.0%	18.8%	21.4%	25.0%	16.7%	0.0%
Other	9.1%	0.0%	0.0%	0.0%	0.0%	0.0%	0.0%	0.0%	0.0%	0.0%	12.5%

\*Significantly different between stakeholder groups



**B. Overall Attitudes toward the World Bank (continued)****To what extent do you agree with the following statements about the World Bank's work in Comoros? (1-Strongly disagree, 10-Strongly agree)**

	Which of the following best describes your current position?																																
	Office of President/Prime Minister/Minister			Office of Parliamentarian			Employee of a Ministry/ Ministerial Dep/ Implementation Agency			PMU/Consultant/ Contractor on Bank project			Local Gov.			Bilateral/ Multilateral Agency			Private Sector/ Financial Sector/ Private Bank			CSO			Media			Independent Gov. Institution			Other		
	N	Mean	SD	N	Mean	SD	N	Mean	SD	N	Mean	SD	N	Mean	SD	N	Mean	SD	N	Mean	SD	N	Mean	SD	N	Mean	SD	N	Mean	SD	N	Mean	SD
Overall the World Bank currently plays a relevant role in development in Comoros*	11	7.91	1.70	7	8.57	.98	32	7.00	2.71	10	6.80	2.25	8	6.38	2.72	6	6.17	2.48	16	5.00	2.34	14	6.00	2.54	5	7.40	2.30	6	7.17	1.72	7	5.43	1.13
The World Bank's work is aligned with what I consider the development priorities for Comoros	9	6.56	2.24	8	6.13	2.59	31	6.03	2.85	10	5.70	2.21	8	5.88	2.23	6	6.50	2.26	16	4.06	1.73	13	5.31	2.56	4	8.00	1.63	6	6.50	1.64	8	4.25	2.49
The World Bank supports programs and strategies that are realistic for Comoros	11	7.09	1.87	9	5.33	2.69	32	6.22	2.66	10	7.00	2.16	7	4.86	2.27	6	6.50	2.66	16	5.00	2.22	13	5.62	2.99	4	6.25	2.06	6	6.00	1.26	7	4.43	2.51
The World Bank treats clients and stakeholders in Comoros with respect*	10	8.40	2.07	6	8.00	1.26	29	6.14	3.06	10	7.80	2.10	5	5.80	3.11	5	5.00	1.41	11	5.09	2.51	11	5.00	3.10	4	7.00	2.45	6	7.50	1.76	6	5.83	2.86

\*Significantly different between stakeholder groups

**To what extent is the World Bank an effective development partner in Comoros, in terms of each of the following? (1-To no degree at all, 10-To a very significant degree)**

	Which of the following best describes your current position?																																
	Office of President/Prime Minister/Minister			Office of Parliamentarian			Employee of a Ministry/ Ministerial Dep/ Implementation Agency			PMU/Consultant/ Contractor on Bank project			Local Gov.			Bilateral/ Multilateral Agency			Private Sector/ Financial Sector/ Private Bank			CSO			Media			Independent Gov. Institution			Other		
	N	Mean	SD	N	Mean	SD	N	Mean	SD	N	Mean	SD	N	Mean	SD	N	Mean	SD	N	Mean	SD	N	Mean	SD	N	Mean	SD	N	Mean	SD	N	Mean	SD
Responsiveness	8	6.25	1.16	4	6.25	2.87	22	6.09	2.16	7	5.29	1.80	7	5.57	2.51	6	5.33	2.50	12	5.00	1.65	11	5.55	2.70	5	6.40	1.82	5	6.00	2.00	6	5.17	1.47
Flexibility (in terms of the institution's products and services)	9	7.00	2.18	6	6.33	2.94	24	6.33	2.20	8	6.13	2.03	7	5.14	1.95	6	5.17	2.04	14	4.29	1.64	10	4.80	2.10	4	6.00	1.83	5	6.00	1.22	7	4.57	1.90
Flexibility (in terms of changing country circumstances)	9	6.44	1.94	6	7.17	2.23	28	6.18	2.23	9	6.67	2.29	7	6.00	2.58	6	5.00	1.55	11	5.55	1.37	12	5.67	2.61	5	6.40	1.67	6	5.83	1.47	6	4.83	1.47
Being inclusive	10	5.80	2.49	7	7.29	1.70	27	6.44	2.42	9	6.56	1.94	7	5.29	1.89	6	5.17	1.94	15	5.07	1.83	9	5.56	2.88	3	6.00	0.00	4	6.00	2.16	6	4.83	1.83
Openness	9	6.44	2.88	8	5.63	2.67	23	6.70	2.42	10	7.60	1.84	7	5.57	2.30	6	5.83	2.14	15	5.13	2.00	11	5.45	2.46	4	6.50	1.73	6	5.50	1.22	6	4.33	2.25
Staff accessibility	9	3.89	2.62	7	4.71	2.50	23	5.74	2.34	9	6.22	2.82	7	4.71	2.50	6	4.83	2.32	16	4.13	1.71	11	4.64	2.58	4	6.00	2.45	6	6.67	1.03	8	4.38	2.26
Straightforwardness and honesty	8	8.75	2.38	7	7.14	2.85	25	7.24	2.01	10	7.10	2.60	7	6.29	2.29	6	5.67	3.08	14	6.14	1.75	12	6.42	2.54	4	8.75	1.50	6	7.33	1.63	4	6.75	2.06
Collaboration with groups outside of the Government	9	4.22	2.44	8	4.88	2.47	29	5.79	2.48	9	6.22	2.64	7	5.71	2.81	5	6.20	1.64	16	4.75	2.24	13	6.31	2.29	4	5.75	1.71	4	5.75	1.71	7	4.57	2.37
Collaboration with the Government	11	8.73	1.74	9	7.33	2.69	29	7.86	1.85	10	8.00	1.70	7	7.14	3.08	5	7.60	1.52	13	7.31	1.75	12	8.25	1.60	5	7.60	2.07	3	7.00	1.00	7	7.86	1.46
Collaboration with other donors	8	8.38	1.30	6	5.83	2.32	26	7.23	1.73	7	7.00	2.71	7	7.00	1.15	5	5.20	1.92	13	6.62	1.94	10	7.60	2.27	3	6.67	2.08	3	7.67	1.15	5	6.00	2.74
Follow through over time	6	7.33	1.75	7	7.00	2.24	24	6.25	2.80	8	6.88	1.89	7	6.57	2.51	4	7.00	2.16	12	5.92	2.39	8	6.63	2.83	4	7.50	1.29	4	7.25	.96	7	6.86	3.18

**B. Overall Attitudes toward the World Bank (continued)**

When World Bank assisted reform efforts fail or are slow to take place, which THREE of the following would you attribute this to? (Choose no more than THREE)

Percentage of Respondents (Responses Combined)	Office of President/Prime Minister/Minister	Office of Parliamentarian	Employee of a Ministry/ Ministerial Dep/ Implementation Agency	PMU/Consultant/ Contractor on Bank project	Local Gov.	Bilateral/ Multilateral Agency	Private Sector/ Financial Sector/ Private Bank	CSO	Media	Independent Gov. Institution	Other
The World Bank works too slowly	36.4%	0.0%	15.2%	10.0%	50.0%	16.7%	25.0%	50.0%	40.0%	16.7%	37.5%
The Government works inefficiently	45.5%	44.4%	33.3%	40.0%	37.5%	33.3%	56.3%	42.9%	100.0%	33.3%	37.5%
There is not an adequate level of citizen/civil society participation	45.5%	88.9%	36.4%	40.0%	25.0%	16.7%	50.0%	42.9%	60.0%	16.7%	25.0%
Poor donor coordination	18.2%	22.2%	15.2%	20.0%	0.0%	50.0%	12.5%	0.0%	0.0%	0.0%	25.0%
The World Bank does not do adequate follow through/follow-up	9.1%	44.4%	18.2%	10.0%	0.0%	16.7%	12.5%	7.1%	0.0%	50.0%	25.0%
Lack of/inadequate levels of capacity in Government	9.1%	0.0%	30.3%	30.0%	25.0%	33.3%	37.5%	14.3%	20.0%	16.7%	12.5%
Political pressures and obstacles	18.2%	55.6%	33.3%	30.0%	25.0%	33.3%	6.3%	35.7%	40.0%	33.3%	25.0%
Reforms are not well thought out in light of country challenges	9.1%	11.1%	21.2%	20.0%	0.0%	16.7%	12.5%	21.4%	0.0%	50.0%	12.5%
The World Bank is not sensitive enough to political/social realities on the ground	18.2%	0.0%	27.3%	30.0%	25.0%	50.0%	25.0%	28.6%	20.0%	16.7%	0.0%
The World Bank's procedures are too complex and not adapted to the local context	18.2%	0.0%	30.3%	10.0%	37.5%	0.0%	18.8%	28.6%	0.0%	16.7%	37.5%
Ongoing conflict and instability	18.2%	0.0%	9.1%	30.0%	37.5%	16.7%	0.0%	7.1%	0.0%	0.0%	25.0%
Inadequate funding	27.3%	22.2%	18.2%	30.0%	25.0%	0.0%	31.3%	14.3%	20.0%	16.7%	25.0%
Other	0.0%	0.0%	6.1%	0.0%	12.5%	0.0%	0.0%	7.1%	0.0%	0.0%	0.0%

### C. World Bank Effectiveness and Results

How effective do you believe the World Bank is in terms of the work it does in the following areas of development in Comoros? (1-Not effective at all, 10-Very effective)

	Which of the following best describes your current position?																																
	Office of President/Prime Minister/Minister			Office of Parliamentarian			Employee of a Ministry/ Ministerial Dep/ Implementation Agency			PMU/Consultant/ Contractor on Bank project			Local Gov.			Bilateral/ Multilateral Agency			Private Sector/ Financial Sector/ Private Bank			CSO			Media			Independent Gov. Institution			Other		
	N	Mean	SD	N	Mean	SD	N	Mean	SD	N	Mean	SD	N	Mean	SD	N	Mean	SD	N	Mean	SD	N	Mean	SD	N	Mean	SD	N	Mean	SD	N	Mean	SD
Anti corruption	11	3.18	2.18	9	4.56	2.55	26	4.65	2.97	9	3.89	2.98	7	2.71	2.43	6	4.17	2.04	15	2.87	1.88	10	3.60	2.84	5	5.00	3.24	4	5.00	2.58	7	3.29	2.63
Information and communications technology*	8	3.13	2.03	8	5.88	2.36	24	5.04	2.07	9	5.78	2.28	7	3.29	1.50	4	3.75	2.22	11	3.73	1.56	11	5.09	2.30	5	5.00	1.73	5	6.00	2.24	7	3.71	1.70
Transport	11	4.64	2.73	8	4.75	2.76	29	4.93	2.95	9	5.00	3.28	8	3.88	1.46	4	4.50	3.42	14	4.29	2.13	12	4.42	2.97	4	3.75	1.71	4	6.25	1.50	8	3.50	2.00
Crime and violence	8	1.63	.74	7	3.57	2.23	26	4.54	2.89	8	2.63	2.39	7	2.43	1.81	2	2.50	.71	11	2.91	1.64	10	4.20	2.66	3	5.67	1.15	3	5.00	4.00	4	2.75	1.71
Regional conflict and tensions	7	2.86	2.97	5	5.60	3.21	26	4.50	2.35	7	4.14	2.97	7	4.57	2.15	1	2.00		10	3.80	2.15	11	4.64	2.69	5	6.20	2.86	3	4.33	2.08	4	5.25	1.71
Law and justice	8	4.63	3.58	8	4.38	2.92	28	4.43	2.79	9	2.78	2.49	7	3.43	2.30	2	3.00	0.00	15	4.00	1.51	11	3.91	2.51	5	4.20	2.68	5	5.20	1.92	7	5.00	1.29
Urban development	10	4.70	2.95	9	5.78	2.68	28	4.29	2.07	8	4.63	2.62	8	3.75	1.83	3	4.00	1.73	13	3.92	2.02	12	5.00	2.52	5	4.60	1.14	3	3.67	2.52	7	5.71	1.60
Environmental sustainability	9	5.00	2.83	7	5.71	2.81	26	5.38	2.52	9	4.78	1.30	7	4.86	1.57	4	4.25	.96	12	4.75	1.66	11	4.45	2.42	3	4.67	2.52	3	3.67	2.52	7	5.00	2.58
Regulatory framework	8	4.38	2.83	4	6.00	2.94	26	6.31	2.51	8	5.88	2.23	7	4.29	1.98	5	6.60	.89	14	4.79	1.97	12	4.58	2.57	4	6.50	1.29	6	6.17	1.33	7	5.71	3.20
Basic infrastructure	11	5.00	2.76	8	5.00	2.73	27	6.15	2.60	10	5.70	2.50	8	3.88	1.46	6	5.83	2.04	14	4.00	2.42	12	5.33	2.23	4	4.75	2.06	4	7.00	2.45	8	5.88	2.75
Communicable/non-communicable diseases	10	5.00	2.11	8	7.13	2.23	25	5.92	2.34	5	4.60	2.88	7	3.86	2.04	3	3.33	1.53	14	5.43	2.03	13	5.85	1.99	5	5.60	2.30	4	5.75	1.50	6	5.67	1.86
Poverty reduction	9	5.00	2.69	9	5.67	2.87	29	6.10	2.65	9	6.00	1.87	8	4.25	2.12	6	5.83	1.94	15	4.53	1.25	13	5.62	2.87	5	6.00	2.00	3	6.00	1.00	7	6.43	2.44
Gender	8	4.88	2.47	9	5.56	2.60	22	5.36	1.99	5	4.60	1.82	7	3.57	.98	5	4.60	2.70	12	3.50	1.51	13	5.77	2.01	5	6.20	2.17	4	7.00	1.63	7	4.57	2.51
Domestic private sector development	9	4.11	2.80	9	4.44	3.00	25	5.04	2.30	7	3.43	1.90	7	3.57	1.27	5	5.00	2.65	14	3.57	1.60	11	5.45	2.58	5	4.80	1.64	5	5.60	1.52	7	3.86	1.57
Foreign direct investment	10	4.80	3.26	6	6.17	2.04	23	4.39	2.19	5	3.60	2.07	6	3.33	1.21	4	5.25	2.75	14	3.64	2.06	12	5.25	2.22	5	5.40	2.70	4	4.75	2.99	5	2.20	.84
Local governance and institutions	8	5.25	2.05	7	6.86	1.77	24	5.67	2.50	9	5.56	1.59	8	3.50	1.51	5	5.00	2.83	13	4.92	1.66	13	5.62	2.63	5	5.40	2.41	4	6.25	1.50	8	5.63	2.62
Water and sanitation	10	5.40	2.01	9	5.67	2.65	25	5.48	2.55	7	5.14	2.67	8	3.50	1.93	5	5.20	2.17	14	4.57	2.31	12	4.92	2.94	5	4.20	1.92	4	6.00	1.83	8	5.50	3.02
Trade and exports	9	3.33	2.45	9	4.78	2.77	22	4.59	2.22	6	3.50	2.26	7	3.29	.76	3	5.67	3.21	15	4.00	2.27	13	5.00	2.52	4	5.00	2.94	4	3.75	2.50	5	3.40	2.07
Economic growth	10	5.20	2.04	9	6.56	2.40	29	5.76	2.44	9	5.78	1.56	7	5.29	1.80	4	6.50	2.38	14	4.29	2.13	13	4.62	2.90	5	5.40	2.41	3	6.00	1.73	7	4.86	1.77
Energy	8	4.13	2.47	9	4.44	3.00	28	4.54	2.59	9	4.56	2.51	8	3.13	1.96	4	5.75	.96	14	4.21	2.42	12	4.50	2.81	5	3.40	3.05	6	4.67	1.86	8	4.00	2.39
Disaster management	9	5.00	2.45	7	4.71	2.75	25	4.68	2.61	8	5.25	1.58	7	4.14	1.07	4	6.75	2.50	13	4.77	1.59	12	4.58	2.39	4	3.50	1.73	4	4.75	.96	6	4.67	3.39
Public sector governance/ reform	10	7.40	2.27	9	7.67	2.06	29	6.72	2.63	10	5.90	2.28	8	4.38	1.51	6	6.67	1.86	14	4.93	1.54	13	6.08	2.36	5	5.40	3.51	6	6.33	1.03	8	5.63	2.92
Job creation/employment	10	3.30	2.54	9	4.22	2.77	27	4.11	2.59	8	3.00	1.93	8	2.75	1.28	2	5.50	2.12	14	2.86	1.70	13	3.85	2.97	5	5.20	3.42	4	4.50	1.00	7	3.71	1.25
Social cohesion	10	3.60	2.32	8	5.38	2.77	24	5.42	2.34	6	3.00	1.26	7	4.43	1.40	1	3.00		12	4.33	1.61	12	4.33	2.96	4	4.25	1.50	4	6.00	1.83	6	4.00	.89
Financial markets	6	2.67	3.14	8	5.88	3.40	23	4.48	2.17	7	3.71	1.70	7	4.43	2.07	1	7.00		11	4.36	1.57	11	5.73	3.26	5	6.60	2.88	4	6.25	2.36	5	3.40	1.52
Equality of opportunity	9	3.33	2.35	6	3.83	3.31	20	4.70	2.49	7	4.43	1.81	7	3.43	1.99	3	4.00	1.73	11	3.82	1.60	11	5.73	2.24	5	6.40	2.70	2	7.00	2.83	6	5.17	2.64
Health	10	6.10	1.52	9	5.67	2.87	28	5.50	2.36	6	4.50	2.66	8	4.25	2.25	4	4.75	1.89	14	4.86	1.99	13	5.23	2.83	4	4.25	2.36	4	5.25	1.26	7	6.00	1.91
Rural development	11	5.09	2.55	8	4.00	2.83	27	4.81	2.45	9	5.78	1.56	7	4.29	1.98	6	6.17	2.71	12	4.50	1.83	14	5.00	3.19	5	4.60	2.07	4	5.75	1.50	7	5.00	2.31
Regional collaboration/integration	9	3.44	2.19	7	5.14	2.27	25	5.04	1.99	8	5.25	2.60	7	4.86	1.68	2	3.00	1.41	12	4.58	2.11	12	5.00	2.83	5	5.40	2.88	4	5.25	1.89	6	3.67	1.63
Food security	8	3.63	2.50	9	4.78	2.39	26	4.31	2.53	9	5.11	2.67	7	4.14	1.07	2	5.00	4.24	13	4.08	1.26	12	4.33	2.74	5	4.60	2.97	4	4.00	2.16	5	4.20	2.59
Education	11	6.00	2.28	9	6.78	2.73	29	6.34	2.41	8	4.88	2.90	8	5.38	2.50	4	4.75	.96	14	5.36	1.82	13	4.85	3.36	5	5.60	3.05	4	6.75	1.26	6	6.50	1.38
Security/stabilization/reconstruct ion	8	5.25	3.20	5	3.80	2.28	29	5.38	2.16	6	4.50	2.59	8	4.50	2.07	3	4.33	2.31	12	4.25	2.01	12	5.00	3.02	5	4.80	2.68	3	5.33	.58	7	5.00	3.27
Social protection	7	3.29	2.43	8	4.00	3.07	24	4.58	2.32	7	3.29	2.50	7	4.29	2.43	2	2.00	0.00	13	3.62	2.06	11	3.55	2.02	5	5.60	2.51	3	3.00	1.73	5	3.60	2.70
Climate change	8	4.50	2.83	6	4.83	2.04	25	4.84	2.61	5	3.80	1.92	7	3.86	1.95	4	4.75	2.50	10	4.90	1.37	11	4.55	2.11	4	5.00	2.83	4	4.25	1.50	5	4.40	3.29
Agricultural development	10	5.10	2.56	9	4.56	2.13	27	5.00	2.54	6	4.00	2.28	8	3.63	1.41	4	5.50	2.89	13	5.31	1.84	12	4.75	3.25	5	6.40	2.30	3	4.33	.58	7	4.29	1.80
Natural resource management*	5	2.20	1.79	9	4.00	2.87	22	3.64	2.84	7	2.14	1.68	8	2.00	1.07	2	2.00	0.00	9	2.33	1.22	12	3.42	2.23	4	7.25	2.22	4	2.75	2.06	4	2.50	1.29
Fisheries management and development	11	4.82	2.82	8	4.25	1.58	25	4.64	2.20	9	5.67	2.87	8	3.50	2.20	2	7.50	.71	13	3.31	2.14												

**C. World Bank Effectiveness and Results (continued)**

	Which of the following best describes your current position?																																
	Office of President/Prime Minister/Minister			Office of Parliamentarian			Employee of a Ministry/ Ministerial Dep/ Implementation Agency			PMU/Consultant/ Contractor on Bank project			Local Gov.			Bilateral/ Multilateral Agency			Private Sector/ Financial Sector/ Private Bank			CSO			Media			Independent Gov. Institution			Other		
	N	Mean	SD	N	Mean	SD	N	Mean	SD	N	Mean	SD	N	Mean	SD	N	Mean	SD	N	Mean	SD	N	Mean	SD	N	Mean	SD	N	Mean	SD			
To what extent does the World Bank's work help to achieve development results in Comoros?	11	6.73	2.28	8	4.88	2.36	29	6.52	2.26	10	5.50	1.58	6	5.83	2.32	6	5.50	1.87	16	4.56	1.41	13	6.00	1.83	4	6.00	1.83	6	6.00	.63	8	4.75	1.83

(1-To no degree at all, 10-To a very significant degree)

	Which of the following best describes your current position?																																
	Office of President/Prime Minister/Minister			Office of Parliamentarian			Employee of a Ministry/ Ministerial Dep/ Implementation Agency			PMU/Consultant/ Contractor on Bank project			Local Gov.			Bilateral/ Multilateral Agency			Private Sector/ Financial Sector/ Private Bank			CSO			Media			Independent Gov. Institution			Other		
	N	Mean	SD	N	Mean	SD	N	Mean	SD	N	Mean	SD	N	Mean	SD	N	Mean	SD	N	Mean	SD	N	Mean	SD	N	Mean	SD	N	Mean	SD	N	Mean	SD
To what extent does the World Bank help to build/strengthen existing country systems?	10	6.40	2.12	8	5.63	2.45	28	6.39	2.59	10	6.10	2.23	8	5.88	2.23	6	7.00	1.67	15	5.47	1.64	12	6.17	2.72	3	5.00	2.00	6	6.17	.98	6	6.83	2.04

(1-To no degree at all, 10-To a very significant degree)

**To what extent do you agree with the following statements about the World Bank in Comoros? (1-Strongly disagree, 10-Strongly agree)**

	Which of the following best describes your current position?																																
	Office of President/Prime Minister/Minister			Office of Parliamentarian			Employee of a Ministry/ Ministerial Dep/ Implementation Agency			PMU/Consultant/ Contractor on Bank project			Local Gov.			Bilateral/ Multilateral Agency			Private Sector/ Financial Sector/ Private Bank			CSO			Media			Independent Gov. Institution			Other		
	N	Mean	SD	N	Mean	SD	N	Mean	SD	N	Mean	SD	N	Mean	SD	N	Mean	SD	N	Mean	SD	N	Mean	SD	N	Mean	SD	N	Mean	SD	N	Mean	SD
The World Bank's financial instruments meet the needs of Comoros	11	6.27	2.49	7	6.57	2.99	30	5.97	2.37	8	6.00	2.39	7	4.86	2.12	5	6.80	1.79	14	4.21	1.72	12	6.00	2.59	4	5.75	2.75	5	5.40	.55	7	5.14	2.41
The World Bank meets Comoros' needs for knowledge services	10	5.40	2.88	9	6.33	2.60	32	5.41	2.33	8	4.50	1.51	8	4.38	1.51	6	5.00	1.79	16	4.94	2.32	14	5.93	3.10	5	6.00	2.55	6	5.33	1.37	8	4.88	2.59

**D. The World Bank's Knowledge****How frequently do you consult World Bank knowledge work and activities in the work you do?**

Percentage of Respondents	Office of President/Prime Minister/Minister	Office of Parliamentarian	Employee of a Ministry/ Ministerial Dep/ Implementation Agency	PMU/Consultant/ Contractor on Bank project	Local Gov.	Bilateral/ Multilateral Agency	Private Sector/ Financial Sector/ Private Bank	CSO	Media	Independent Gov. Institution	Other
Weekly	9.1%	0.0%	6.1%	44.4%	0.0%	16.7%	12.5%	7.1%	20.0%	33.3%	25.0%
Monthly	27.3%	22.2%	18.2%	22.2%	0.0%	33.3%	18.8%	0.0%	40.0%	16.7%	12.5%
A few times a year	36.4%	33.3%	39.4%	11.1%	37.5%	50.0%	31.3%	21.4%	40.0%	16.7%	37.5%
Rarely	27.3%	33.3%	36.4%	22.2%	50.0%	0.0%	31.3%	71.4%	0.0%	33.3%	25.0%
Never	0.0%	11.1%	0.0%	0.0%	12.5%	0.0%	6.3%	0.0%	0.0%	0.0%	0.0%

**D. The World Bank's Knowledge (continued)**

When thinking about the development challenges in Comoros, where do you believe it would be most valuable for the World Bank to focus its knowledge work and activities in the next few years?  
(Choose no more than THREE)

Percentage of Respondents (Responses Combined)	Office of President/Prime Minister/Minister	Office of Parliamentarian	Employee of a Ministry/ Ministerial Dep/ Implementation Agency	PMU/Consultant/ Contractor on Bank project	Local Gov.	Bilateral/ Multilateral Agency	Private Sector/ Financial Sector/ Private Bank	CSO	Media	Independent Gov. Institution	Other
Public sector governance/ reform	36.4%	33.3%	39.4%	50.0%	25.0%	16.7%	37.5%	14.3%	20.0%	0.0%	25.0%
Gender	0.0%	0.0%	0.0%	0.0%	0.0%	0.0%	0.0%	0.0%	0.0%	0.0%	0.0%
Social cohesion	9.1%	0.0%	0.0%	0.0%	0.0%	0.0%	0.0%	7.1%	0.0%	0.0%	0.0%
Domestic private sector development	27.3%	22.2%	30.3%	20.0%	12.5%	33.3%	37.5%	21.4%	60.0%	16.7%	25.0%
Foreign direct investment	9.1%	11.1%	6.1%	10.0%	12.5%	0.0%	0.0%	7.1%	0.0%	33.3%	25.0%
Water and sanitation	9.1%	11.1%	9.1%	20.0%	0.0%	0.0%	12.5%	7.1%	0.0%	0.0%	25.0%
Economic governance	9.1%	22.2%	15.2%	0.0%	0.0%	16.7%	12.5%	14.3%	20.0%	16.7%	0.0%
Trade and exports	0.0%	0.0%	3.0%	0.0%	0.0%	0.0%	0.0%	0.0%	0.0%	0.0%	0.0%
Energy	45.5%	22.2%	45.5%	60.0%	50.0%	33.3%	62.5%	64.3%	60.0%	50.0%	25.0%
Regional conflict and tensions	0.0%	0.0%	0.0%	0.0%	0.0%	0.0%	0.0%	0.0%	0.0%	0.0%	12.5%
Disaster management	0.0%	0.0%	0.0%	10.0%	0.0%	0.0%	0.0%	0.0%	0.0%	0.0%	0.0%
Social protection	0.0%	11.1%	3.0%	10.0%	0.0%	0.0%	0.0%	0.0%	0.0%	0.0%	0.0%
Leveraging remittances from the diaspora	0.0%	0.0%	0.0%	0.0%	0.0%	0.0%	6.3%	0.0%	0.0%	0.0%	0.0%
Climate change	0.0%	11.1%	0.0%	0.0%	0.0%	0.0%	0.0%	7.1%	0.0%	0.0%	0.0%
Poverty reduction*	18.2%	44.4%	21.2%	0.0%	0.0%	0.0%	0.0%	7.1%	20.0%	0.0%	0.0%
Law and justice	0.0%	0.0%	9.1%	0.0%	12.5%	16.7%	18.8%	0.0%	0.0%	0.0%	25.0%
Security/stabilization/reconstruction	0.0%	0.0%	6.1%	0.0%	0.0%	0.0%	0.0%	7.1%	0.0%	0.0%	12.5%
Anti corruption*	9.1%	11.1%	0.0%	0.0%	0.0%	33.3%	31.3%	7.1%	0.0%	16.7%	25.0%
Financial markets	0.0%	0.0%	0.0%	0.0%	0.0%	0.0%	0.0%	7.1%	0.0%	0.0%	12.5%
Equality of opportunity	0.0%	0.0%	6.1%	0.0%	0.0%	0.0%	0.0%	0.0%	0.0%	0.0%	0.0%
Urban development	0.0%	0.0%	0.0%	0.0%	0.0%	0.0%	0.0%	0.0%	0.0%	0.0%	0.0%
Education	36.4%	11.1%	15.2%	30.0%	0.0%	33.3%	25.0%	35.7%	0.0%	66.7%	25.0%
Crime and violence	0.0%	0.0%	0.0%	0.0%	0.0%	0.0%	0.0%	0.0%	0.0%	0.0%	0.0%
Regional collaboration/integration	0.0%	0.0%	0.0%	0.0%	0.0%	0.0%	0.0%	0.0%	0.0%	0.0%	0.0%
Information and communications technology*	0.0%	0.0%	3.0%	10.0%	0.0%	0.0%	0.0%	0.0%	0.0%	50.0%	0.0%
Local governance and institutions	0.0%	11.1%	3.0%	0.0%	0.0%	16.7%	0.0%	0.0%	20.0%	0.0%	0.0%
Revenue/resource sharing between the Union and the islands	0.0%	0.0%	6.1%	0.0%	0.0%	0.0%	0.0%	0.0%	0.0%	0.0%	0.0%
Transport	9.1%	0.0%	9.1%	10.0%	0.0%	0.0%	6.3%	7.1%	0.0%	0.0%	12.5%
Agricultural development	9.1%	22.2%	3.0%	10.0%	12.5%	16.7%	6.3%	14.3%	20.0%	0.0%	12.5%
Natural resource management	0.0%	22.2%	3.0%	0.0%	12.5%	0.0%	6.3%	0.0%	0.0%	0.0%	0.0%
Job creation/employment	27.3%	11.1%	18.2%	10.0%	50.0%	0.0%	0.0%	35.7%	40.0%	0.0%	12.5%
Health	9.1%	11.1%	9.1%	10.0%	25.0%	16.7%	6.3%	14.3%	0.0%	33.3%	12.5%
Statistics, economic monitoring/evaluation and planning	0.0%	0.0%	3.0%	0.0%	12.5%	16.7%	0.0%	7.1%	0.0%	0.0%	0.0%
Economic growth	18.2%	11.1%	6.1%	0.0%	12.5%	0.0%	0.0%	0.0%	20.0%	16.7%	0.0%
Rural development	0.0%	0.0%	3.0%	0.0%	25.0%	16.7%	18.8%	0.0%	0.0%	0.0%	0.0%
Food security	0.0%	0.0%	3.0%	10.0%	12.5%	0.0%	6.3%	0.0%	0.0%	0.0%	0.0%
Environmental sustainability	0.0%	0.0%	3.0%	0.0%	0.0%	16.7%	0.0%	7.1%	0.0%	0.0%	0.0%
Regulatory framework	0.0%	0.0%	3.0%	0.0%	12.5%	0.0%	0.0%	0.0%	0.0%	0.0%	0.0%
Basic infrastructure	18.2%	0.0%	3.0%	20.0%	0.0%	0.0%	0.0%	0.0%	0.0%	0.0%	0.0%
Fisheries management and development	0.0%	0.0%	9.1%	10.0%	12.5%	0.0%	6.3%	7.1%	20.0%	0.0%	12.5%
Communicable/non-communicable diseases	0.0%	0.0%	3.0%	0.0%	0.0%	0.0%	0.0%	0.0%	0.0%	0.0%	0.0%

\*Significantly different between stakeholder groups

**D. The World Bank's Knowledge (continued)**

In Comoros, how effective do you believe the World Bank's knowledge work and activities are at: (1-Not effective at all, 10-Very effective)

	Which of the following best describes your current position?																																
	Office of President/Prime Minister/Minister			Office of Parliamentarian			Employee of a Ministry/ Ministerial Dep/ Implementation Agency			PMU/Consultant/ Contractor on Bank project			Local Gov.			Bilateral/ Multilateral Agency			Private Sector/ Financial Sector/ Private Bank			CSO			Media			Independent Gov. Institution			Other		
	N	Mean	SD	N	Mean	SD	N	Mean	SD	N	Mean	SD	N	Mean	SD	N	Mean	SD	N	Mean	SD	N	Mean	SD	N	Mean	SD	N	Mean	SD			
Enhancing your knowledge and/or skills	8	6.50	1.51	9	6.00	2.29	31	6.45	2.11	9	5.67	2.65	8	4.63	2.13	5	5.60	2.07	10	5.30	2.50	12	5.42	2.94	4	6.00	1.41	6	5.67	1.37	8	4.00	1.31
Contributing to good policy making	9	7.33	1.80	8	5.88	2.17	30	6.23	2.11	8	4.88	1.89	8	5.25	2.31	4	6.75	1.71	12	5.08	1.83	11	4.82	3.03	3	6.00	1.00	6	5.83	.98	6	5.33	3.01
Providing support for program implementation	9	6.22	1.99	8	6.38	2.07	30	6.90	2.52	10	7.20	2.44	8	4.88	2.75	5	6.20	1.79	13	5.85	1.72	13	6.08	2.87	4	6.75	2.06	6	6.50	1.38	7	5.14	2.19

In Comoros, to what extent do you believe that the World Bank's knowledge work and activities: (1-To no degree at all, 10-To a very significant degree)

	Which of the following best describes your current position?																																
	Office of President/Prime Minister/Minister			Office of Parliamentarian			Employee of a Ministry/ Ministerial Dep/ Implementation Agency			PMU/Consultant/ Contractor on Bank project			Local Gov.			Bilateral/ Multilateral Agency			Private Sector/ Financial Sector/ Private Bank			CSO			Media			Independent Gov. Institution			Other		
	N	Mean	SD	N	Mean	SD	N	Mean	SD	N	Mean	SD	N	Mean	SD	N	Mean	SD	N	Mean	SD	N	Mean	SD	N	Mean	SD	N	Mean	SD	N	Mean	SD
Are timely	9	7.22	1.99	6	7.17	2.14	29	6.79	2.46	9	5.89	2.20	7	5.00	2.08	5	6.80	1.79	14	4.79	2.04	9	4.89	2.42	4	6.50	3.70	6	6.67	1.75	7	5.86	2.54
Include appropriate level of stakeholder involvement during preparation	11	5.27	2.05	8	6.25	1.91	28	5.68	2.26	9	5.78	2.28	7	4.86	.90	5	5.20	1.79	12	4.83	1.95	12	5.00	2.59	4	5.75	1.50	4	6.50	2.52	5	4.60	2.07
Are relevant to Comoros' development priorities*	11	7.64	1.57	8	8.25	2.19	32	6.69	2.52	10	6.60	2.12	8	5.13	1.64	5	6.40	2.19	15	5.13	2.10	13	6.31	2.90	5	8.60	.89	6	6.33	1.97	8	6.13	2.70
Provide feasible recommendations	11	7.18	2.36	8	7.38	2.00	30	6.37	2.22	9	5.67	2.92	8	5.88	2.10	5	5.20	1.30	14	5.43	1.83	11	5.09	2.39	5	7.00	1.58	6	5.50	1.38	8	6.13	2.10
Are source of relevant information on global good practices	10	7.60	2.12	9	7.78	2.64	31	7.23	2.31	8	6.63	2.20	7	5.43	1.62	5	5.80	1.48	13	6.38	1.66	12	5.67	2.27	5	6.20	1.64	6	6.83	1.94	8	6.38	2.07
Are accessible	10	6.90	2.73	9	6.89	2.62	30	6.37	2.37	9	5.33	2.40	8	4.63	1.69	5	6.00	1.58	14	4.71	2.30	11	5.36	2.98	5	6.00	2.24	6	5.50	2.07	8	6.50	1.60
Are useful in terms of the work you do	10	7.90	1.97	8	6.50	2.56	32	6.75	2.37	10	7.40	2.01	7	4.57	1.13	5	5.40	2.41	13	5.38	2.43	11	5.45	1.86	5	7.00	.71	6	6.33	1.97	8	6.50	2.67
Are adequately disseminated	9	5.22	1.48	8	4.88	2.47	32	4.69	2.15	9	5.44	2.19	7	3.71	1.60	4	5.00	2.16	14	3.79	2.49	12	4.00	1.95	5	7.00	1.58	6	4.33	1.21	7	5.86	2.41
Are appropriately translated*	10	7.10	1.52	6	5.33	2.16	30	5.60	2.31	9	4.78	1.72	8	3.75	1.04	3	5.00	2.65	9	4.67	2.24	12	4.33	2.19	5	6.00	1.87	6	6.17	1.47	7	6.29	1.98
Are adaptable to Comoros' specific development challenges and country circumstances	11	7.73	1.74	9	6.56	2.24	29	6.83	2.39	10	6.00	2.31	6	4.33	1.63	4	6.50	1.91	14	4.93	2.02	11	6.18	2.14	5	6.80	1.30	4	6.75	2.06	7	5.71	2.06

\*Significantly different between stakeholder groups

**D. The World Bank's Knowledge (continued)**

	Which of the following best describes your current position?																																
	Office of President/Prime Minister/Minister			Office of Parliamentarian			Employee of a Ministry/ Ministerial Dep/ Implementation Agency			PMU/Consultant/ Contractor on Bank project			Local Gov.			Bilateral/ Multilateral Agency			Private Sector/ Financial Sector/ Private Bank			CSO			Media			Independent Gov. Institution			Other		
	N	Mean	SD	N	Mean	SD	N	Mean	SD	N	Mean	SD	N	Mean	SD	N	Mean	SD	N	Mean	SD	N	Mean	SD	N	Mean	SD	N	Mean	SD	N	Mean	SD
Overall, how significant a contribution do you believe the World Bank's knowledge work and activities make to development results in your country?*	11	7.45	2.07	8	6.75	2.82	31	7.29	2.15	10	6.30	1.34	8	5.63	2.07	6	5.50	2.07	14	5.36	1.86	14	6.50	2.74	4	8.75	.96	6	7.00	1.79	8	5.88	1.36
Overall, how would you rate the technical quality of the World Bank's knowledge work and activities?	10	7.50	2.01	9	5.78	2.33	30	6.40	2.03	10	6.10	1.66	7	4.43	1.51	6	5.67	2.07	13	6.85	1.52	14	5.21	2.12	5	6.60	1.14	6	6.67	1.75	7	6.14	1.21

(1-Not significant at all, 10-Very significant; 1-Very low technical quality, 10-Very high technical quality) \*Significantly different between stakeholder groups

**E. Working with the World Bank**

To what extent do you agree/disagree with the following statements? (1-Strongly disagree, 10-Strongly agree)

	Which of the following best describes your current position?																																
	Office of President/Prime Minister/Minister			Office of Parliamentarian			Employee of a Ministry/ Ministerial Dep/ Implementation Agency			PMU/Consultant/ Contractor on Bank project			Local Gov.			Bilateral/ Multilateral Agency			Private Sector/ Financial Sector/ Private Bank			CSO			Media			Independent Gov. Institution			Other		
	N	Mean	SD	N	Mean	SD	N	Mean	SD	N	Mean	SD	N	Mean	SD	N	Mean	SD	N	Mean	SD	N	Mean	SD	N	Mean	SD	N	Mean	SD	N	Mean	SD
The World Bank disburses funds promptly*	11	3.73	1.85	8	3.88	2.75	30	4.37	2.62	10	6.00	3.06	6	3.50	1.05	5	5.60	3.05	14	3.29	2.02	11	2.82	1.60	4	4.25	2.22	4	3.50	1.73	7	2.14	1.07
The World Bank effectively monitors and evaluates the projects and programs it supports*	11	7.27	2.33	8	8.00	2.07	31	6.77	2.81	10	7.90	1.60	8	4.75	.89	6	6.33	2.73	15	4.93	1.91	13	6.38	2.66	5	6.80	2.17	5	5.40	.89	8	7.25	2.05
The World Bank's approvals and reviews are done in a timely fashion	9	7.67	2.18	7	6.29	1.98	26	6.69	2.48	10	6.40	2.59	7	4.57	1.51	4	7.00	2.16	12	5.17	1.27	11	6.18	2.56	3	7.33	2.31	3	5.33	.58	8	5.88	1.55
The World Bank's "Safeguard Policy" requirements are reasonable	8	6.50	2.39	5	6.40	2.51	26	6.42	2.19	9	6.44	2.51	6	5.50	2.07	3	7.67	2.08	13	5.31	1.80	11	5.09	1.81	4	7.00	1.83	4	5.75	1.50	6	5.17	1.60
The World Bank imposes reasonable conditions on its lending	10	6.20	2.15	7	7.43	2.44	30	6.37	2.63	10	7.10	2.33	7	3.71	1.11	4	6.75	2.50	13	4.69	2.25	11	5.55	2.62	4	6.00	2.83	6	5.67	1.37	6	5.33	2.16
Working with the World Bank increases Comoros' institutional capacity	10	8.10	2.13	8	6.25	2.82	31	6.68	2.57	9	7.78	1.72	8	5.25	2.38	6	6.50	2.26	16	6.00	1.59	13	7.00	2.38	4	6.50	2.65	6	7.17	1.47	8	5.88	3.18
The World Bank ensures consistency and continuity through staff changes	6	5.67	2.73	5	5.00	2.92	25	5.16	2.56	10	5.90	2.18	7	4.29	2.14	1	6.00		10	5.20	1.75	8	4.88	3.31	4	5.75	2.50	3	5.33	1.53	4	3.00	1.41
The World Bank's teams and visits are well coordinated	10	7.00	2.67	7	7.57	2.15	27	6.56	2.38	9	7.56	1.88	6	4.83	2.71	5	5.00	2.45	13	6.08	2.02	10	5.80	2.94	2	5.50	.71	4	7.25	2.22	7	6.00	2.71
Where country systems are adequate, the World Bank makes appropriate use of them	11	6.73	2.20	8	8.00	1.31	21	6.62	3.12	9	6.67	2.12	6	6.17	2.23	2	7.50	.71	7	5.57	2.23	8	6.00	2.62	3	6.67	3.06	4	6.50	2.38	6	6.50	3.56
The World Bank provides effective implementation support*	11	7.00	1.95	8	6.50	2.56	30	6.43	2.58	10	8.40	1.78	7	3.57	1.13	4	6.75	1.26	11	5.55	2.16	13	6.23	2.86	3	7.00	3.00	4	7.00	1.83	7	6.29	1.89

\*Significantly different between stakeholder groups

**E. Working with the World Bank (continued)**

	Which of the following best describes your current position?																																
	Office of President/Prime Minister/Minister			Office of Parliamentarian			Employee of a Ministry/ Ministerial Dep/ Implementation Agency			PMU/Consultant/ Contractor on Bank project			Local Gov.			Bilateral/ Multilateral Agency			Private Sector/ Financial Sector/ Private Bank			CSO			Media			Independent Gov. Institution			Other		
	N	Mean	SD	N	Mean	SD	N	Mean	SD	N	Mean	SD	N	Mean	SD	N	Mean	SD	N	Mean	SD	N	Mean	SD	N	Mean	SD	N	Mean	SD	N	Mean	SD
To what extent do you believe the World Bank is adequately staffed in Comoros?	9	4.00	2.35	8	3.25	2.38	26	4.88	2.47	10	3.00	2.58	6	3.17	1.17	6	3.17	1.83	13	3.92	1.80	10	4.30	2.06	4	3.75	2.22	5	4.20	.45	6	2.00	1.67

(1-To no degree at all, 10-To a very significant degree)

**F. The Future Role of the World Bank in Comoros**

	Which of the following best describes your current position?																																
	Office of President/Prime Minister/Minister			Office of Parliamentarian			Employee of a Ministry/ Ministerial Dep/ Implementation Agency			PMU/Consultant/ Contractor on Bank project			Local Gov.			Bilateral/ Multilateral Agency			Private Sector/ Financial Sector/ Private Bank			CSO			Media			Independent Gov. Institution			Other		
	N	Mean	SD	N	Mean	SD	N	Mean	SD	N	Mean	SD	N	Mean	SD	N	Mean	SD	N	Mean	SD	N	Mean	SD	N	Mean	SD	N	Mean	SD			
How significant a role do you believe the World Bank SHOULD play in Comoros' development in the near future?	11	8.82	1.47	9	8.00	1.87	33	8.06	2.42	10	8.10	1.60	8	8.00	1.93	6	7.50	1.76	15	7.40	2.06	14	7.29	2.30	5	8.60	1.52	6	8.00	1.10	7	8.86	1.21

(1-Not a significant role at all, 10-Very significant role)

**Which of the following SHOULD the World Bank do to make itself of greater value in Comoros? (Choose no more than TWO)**

Percentage of Respondents (Responses Combined)	Office of President/Prime Minister/Minister	Office of Parliamentarian	Employee of a Ministry/ Ministerial Dep/ Implementation Agency	PMU/Consultant/ Contractor on Bank project	Local Gov.	Bilateral/ Multilateral Agency	Private Sector/ Financial Sector/ Private Bank	CSO	Media	Independent Gov. Institution	Other
Improve the quality of its experts as related to Comoros' specific challenges	40.0%	0.0%	37.5%	11.1%	37.5%	50.0%	25.0%	35.7%	20.0%	33.3%	14.3%
Reduce the complexity of obtaining World Bank financing	40.0%	55.6%	50.0%	33.3%	37.5%	16.7%	50.0%	50.0%	40.0%	66.7%	42.9%
Focus primarily on advocacy issues	10.0%	22.2%	3.1%	11.1%	0.0%	0.0%	0.0%	14.3%	40.0%	16.7%	0.0%
Improve the competitiveness of its financing compared to markets	10.0%	22.2%	15.6%	0.0%	12.5%	16.7%	18.8%	21.4%	0.0%	0.0%	0.0%
Reach out more to groups outside of government	40.0%	33.3%	25.0%	33.3%	37.5%	0.0%	75.0%	42.9%	40.0%	16.7%	28.6%
Ensure greater selectivity in its work	0.0%	11.1%	3.1%	11.1%	0.0%	16.7%	0.0%	0.0%	0.0%	0.0%	14.3%
Provide more adequate data/knowledge/statistics/figures on Comoros' economy	0.0%	11.1%	25.0%	22.2%	0.0%	16.7%	6.3%	0.0%	40.0%	16.7%	0.0%
Offer more innovative financial products*	10.0%	0.0%	12.5%	0.0%	25.0%	33.3%	0.0%	7.1%	0.0%	0.0%	42.9%
Offer more innovative knowledge services	0.0%	11.1%	0.0%	11.1%	25.0%	0.0%	6.3%	0.0%	0.0%	0.0%	0.0%
Work faster	0.0%	22.2%	0.0%	11.1%	0.0%	0.0%	12.5%	14.3%	20.0%	33.3%	28.6%
Increase the level of World Bank staffing in Comoros' office	30.0%	11.1%	18.8%	44.4%	25.0%	50.0%	6.3%	14.3%	0.0%	0.0%	14.3%
Other	10.0%	0.0%	3.1%	0.0%	0.0%	0.0%	0.0%	0.0%	0.0%	0.0%	0.0%

\*Significantly different between stakeholder groups



**F. The Future Role of the World Bank in Comoros (continued)**

Below is a list of development priorities in Comoros. Which THREE areas below would benefit most from the World Bank playing a leading role among international partners in Comoros? (Choose no more than THREE)

Percentage of Respondents (Responses Combined)	Office of President/Prime Minister/Minister	Office of Parliamentarian	Employee of a Ministry/ Ministerial Dep/ Implementation Agency	PMU/Consultant/ Contractor on Bank project	Local Gov.	Bilateral/ Multilateral Agency	Private Sector/ Financial Sector/ Private Bank	CSO	Media	Independent Gov. Institution	Other
Building capacity of state institutions	45.5%	33.3%	51.5%	20.0%	37.5%	50.0%	43.8%	50.0%	20.0%	16.7%	50.0%
Strengthening public financial management	54.5%	55.6%	60.6%	60.0%	50.0%	83.3%	62.5%	35.7%	60.0%	50.0%	62.5%
Strengthening conflict resolution mechanisms	0.0%	0.0%	9.1%	0.0%	0.0%	0.0%	6.3%	14.3%	0.0%	0.0%	0.0%
Increasing access to justice systems	27.3%	44.4%	27.3%	20.0%	50.0%	16.7%	50.0%	42.9%	0.0%	66.7%	25.0%
Strengthening security mechanisms	18.2%	11.1%	6.1%	0.0%	0.0%	0.0%	6.3%	0.0%	0.0%	0.0%	0.0%
Reducing violence	0.0%	0.0%	3.0%	10.0%	0.0%	0.0%	6.3%	0.0%	0.0%	0.0%	12.5%
Increasing access to basic services*	36.4%	22.2%	33.3%	80.0%	12.5%	66.7%	31.3%	7.1%	80.0%	16.7%	50.0%
Building social safety nets	9.1%	0.0%	3.0%	20.0%	0.0%	0.0%	6.3%	28.6%	0.0%	0.0%	0.0%
Generating jobs	54.5%	77.8%	51.5%	50.0%	62.5%	66.7%	56.3%	64.3%	60.0%	100.0%	37.5%
Improving livelihoods	18.2%	11.1%	21.2%	30.0%	37.5%	0.0%	12.5%	14.3%	40.0%	16.7%	25.0%
Increasing cohesion	9.1%	0.0%	3.0%	0.0%	0.0%	0.0%	0.0%	0.0%	0.0%	0.0%	0.0%
Stimulating dialogue to promote peace and stability	0.0%	11.1%	24.2%	0.0%	25.0%	0.0%	0.0%	21.4%	0.0%	0.0%	0.0%
Support regional collaboration and integration	9.1%	33.3%	6.1%	10.0%	25.0%	16.7%	6.3%	14.3%	40.0%	16.7%	12.5%

\*Significantly different between stakeholder groups

Below is a list of development priorities in Comoros. Which THREE areas below would benefit most from other donors in Comoros? (Choose no more than THREE)

Percentage of Respondents (Responses Combined)	Office of President/Prime Minister/Minister	Office of Parliamentarian	Employee of a Ministry/ Ministerial Dep/ Implementation Agency	PMU/Consultant/ Contractor on Bank project	Local Gov.	Bilateral/ Multilateral Agency	Private Sector/ Financial Sector/ Private Bank	CSO	Media	Independent Gov. Institution	Other
Building capacity of state institutions	27.3%	33.3%	43.8%	40.0%	50.0%	66.7%	43.8%	42.9%	60.0%	16.7%	62.5%
Strengthening public financial management	18.2%	11.1%	28.1%	40.0%	50.0%	16.7%	25.0%	28.6%	40.0%	16.7%	37.5%
Strengthening conflict resolution mechanisms	18.2%	44.4%	25.0%	60.0%	25.0%	16.7%	6.3%	14.3%	0.0%	0.0%	25.0%
Increasing access to justice systems	27.3%	22.2%	12.5%	20.0%	25.0%	16.7%	43.8%	28.6%	40.0%	33.3%	0.0%
Strengthening security mechanisms	18.2%	33.3%	21.9%	30.0%	0.0%	16.7%	25.0%	28.6%	40.0%	16.7%	25.0%
Reducing violence	18.2%	44.4%	9.4%	10.0%	12.5%	0.0%	6.3%	14.3%	0.0%	0.0%	0.0%
Increasing access to basic services	27.3%	0.0%	28.1%	20.0%	50.0%	33.3%	25.0%	50.0%	0.0%	50.0%	50.0%
Building social safety nets	0.0%	0.0%	12.5%	10.0%	0.0%	16.7%	6.3%	7.1%	0.0%	16.7%	0.0%
Generating jobs	27.3%	33.3%	28.1%	20.0%	25.0%	33.3%	25.0%	21.4%	40.0%	33.3%	25.0%
Improving livelihoods	18.2%	11.1%	34.4%	20.0%	12.5%	16.7%	12.5%	14.3%	40.0%	33.3%	0.0%
Increasing cohesion	36.4%	11.1%	12.5%	20.0%	12.5%	0.0%	12.5%	21.4%	40.0%	0.0%	12.5%
Stimulating dialogue to promote peace and stability	36.4%	11.1%	12.5%	10.0%	0.0%	33.3%	18.8%	21.4%	0.0%	0.0%	0.0%
Support regional collaboration and integration	9.1%	33.3%	31.3%	0.0%	37.5%	0.0%	31.3%	7.1%	0.0%	50.0%	37.5%

### G. Communication and Information Sharing

How do you get most of your information about economic and social development issues in Comoros? (Choose no more than TWO)

Percentage of Respondents (Responses Combined)	Office of President/Prime Minister/Minister	Office of Parliamentarian	Employee of a Ministry/ Ministerial Dep/ Implementation Agency	PMU/Consultant/ Contractor on Bank project	Local Gov.	Bilateral/ Multilateral Agency	Private Sector/ Financial Sector/ Private Bank	CSO	Media	Independent Gov. Institution	Other
Local newspapers	45.5%	75.0%	69.7%	50.0%	87.5%	66.7%	81.3%	78.6%	80.0%	83.3%	62.5%
International newspapers	9.1%	0.0%	6.1%	0.0%	0.0%	0.0%	0.0%	0.0%	20.0%	16.7%	12.5%
Local radio	18.2%	37.5%	12.1%	0.0%	25.0%	16.7%	12.5%	35.7%	20.0%	16.7%	12.5%
International radio	18.2%	0.0%	3.0%	30.0%	12.5%	0.0%	6.3%	14.3%	20.0%	0.0%	0.0%
Local television	18.2%	25.0%	18.2%	10.0%	12.5%	16.7%	18.8%	42.9%	0.0%	16.7%	0.0%
International television	18.2%	0.0%	9.1%	10.0%	0.0%	0.0%	0.0%	0.0%	20.0%	0.0%	12.5%
Periodicals	0.0%	0.0%	6.1%	0.0%	12.5%	16.7%	6.3%	7.1%	0.0%	0.0%	12.5%
Internet*	45.5%	37.5%	48.5%	80.0%	37.5%	16.7%	62.5%	7.1%	40.0%	50.0%	62.5%
Social media	9.1%	0.0%	0.0%	0.0%	0.0%	0.0%	6.3%	7.1%	0.0%	0.0%	0.0%
Blogs	0.0%	0.0%	3.0%	10.0%	0.0%	16.7%	0.0%	0.0%	0.0%	0.0%	0.0%
Mobile phones	0.0%	12.5%	3.0%	0.0%	0.0%	0.0%	0.0%	0.0%	0.0%	0.0%	0.0%
Instant messaging	0.0%	0.0%	3.0%	0.0%	0.0%	0.0%	6.3%	0.0%	0.0%	0.0%	0.0%
Other	0.0%	0.0%	12.1%	10.0%	12.5%	16.7%	0.0%	0.0%	0.0%	0.0%	12.5%

\*Significantly different between stakeholder groups

How would you prefer to receive information from the World Bank? (Choose no more than TWO)

Percentage of Respondents (Responses Combined)	Office of President/Prime Minister/Minister	Office of Parliamentarian	Employee of a Ministry/ Ministerial Dep/ Implementation Agency	PMU/Consultant/ Contractor on Bank project	Local Gov.	Bilateral/ Multilateral Agency	Private Sector/ Financial Sector/ Private Bank	CSO	Media	Independent Gov. Institution	Other
World Bank website	36.4%	33.3%	45.5%	80.0%	50.0%	0.0%	37.5%	35.7%	20.0%	16.7%	50.0%
Direct contact with World Bank	72.7%	66.7%	42.4%	40.0%	25.0%	50.0%	56.3%	35.7%	60.0%	50.0%	25.0%
e-newsletters	9.1%	0.0%	18.2%	0.0%	0.0%	33.3%	12.5%	0.0%	0.0%	33.3%	12.5%
Instant messaging	18.2%	11.1%	3.0%	0.0%	25.0%	16.7%	6.3%	14.3%	20.0%	0.0%	12.5%
World Bank seminars/workshops/conferences	45.5%	44.4%	54.5%	50.0%	37.5%	16.7%	25.0%	71.4%	80.0%	66.7%	62.5%
World Bank publications and other written materials	0.0%	22.2%	27.3%	30.0%	50.0%	83.3%	25.0%	21.4%	20.0%	33.3%	25.0%
Mobile phones	0.0%	11.1%	0.0%	0.0%	12.5%	0.0%	12.5%	0.0%	0.0%	0.0%	0.0%
Social media	9.1%	11.1%	6.1%	0.0%	0.0%	0.0%	12.5%	7.1%	0.0%	0.0%	12.5%
Blogs	0.0%	0.0%	0.0%	0.0%	0.0%	0.0%	0.0%	7.1%	0.0%	0.0%	0.0%
Other	0.0%	0.0%	0.0%	0.0%	0.0%	0.0%	6.3%	7.1%	0.0%	0.0%	0.0%

Are you aware of the World Bank's Access to Information Policy under which the Bank will now disclose any information in its possession that is not a list of exceptions?

Percentage of Respondents	Office of President/Prime Minister/Minister	Office of Parliamentarian	Employee of a Ministry/ Ministerial Dep/ Implementation Agency	PMU/Consultant/ Contractor on Bank project	Local Gov.	Bilateral/ Multilateral Agency	Private Sector/ Financial Sector/ Private Bank	CSO	Media	Independent Gov. Institution	Other
Yes	54.5%	22.2%	9.1%	40.0%	25.0%	16.7%	12.5%	15.4%	40.0%	16.7%	12.5%
No	45.5%	77.8%	90.9%	60.0%	75.0%	83.3%	87.5%	84.6%	60.0%	83.3%	87.5%

Have you requested information from the World Bank on its activities in the past year?

Percentage of Respondents	Office of President/Prime Minister/Minister	Office of Parliamentarian	Employee of a Ministry/ Ministerial Dep/ Implementation Agency	PMU/Consultant/ Contractor on Bank project	Local Gov.	Bilateral/ Multilateral Agency	Private Sector/ Financial Sector/ Private Bank	CSO	Media	Independent Gov. Institution	Other
Yes	27.3%	22.2%	9.4%	40.0%	0.0%	16.7%	37.5%	21.4%	60.0%	50.0%	37.5%
No	72.7%	77.8%	90.6%	60.0%	100.0%	83.3%	62.5%	78.6%	40.0%	50.0%	62.5%

**G. Communication and Information Sharing (continued)****Were you able to obtain this information?**

Percentage of Respondents	Office of President/Prime Minister/Minister	Office of Parliamentarian	Employee of a Ministry/ Ministerial Dep/ Implementation Agency	PMU/Consultant/ Contractor on Bank project	Local Gov.	Bilateral/ Multilateral Agency	Private Sector/ Financial Sector/ Private Bank	CSO	Media	Independent Gov. Institution	Other
Yes	100.0%	50.0%	40.0%	100.0%	0.0%	0.0%	71.4%	25.0%	33.3%	100.0%	75.0%
No	0.0%	50.0%	60.0%	0.0%	0.0%	100.0%	28.6%	75.0%	66.7%	0.0%	25.0%

**Do you have access to the Internet?**

Percentage of Respondents	Office of President/Prime Minister/Minister	Office of Parliamentarian	Employee of a Ministry/ Ministerial Dep/ Implementation Agency	PMU/Consultant/ Contractor on Bank project	Local Gov.	Bilateral/ Multilateral Agency	Private Sector/ Financial Sector/ Private Bank	CSO	Media	Independent Gov. Institution	Other
Yes	81.8%	77.8%	93.9%	100.0%	75.0%	100.0%	100.0%	92.9%	100.0%	100.0%	87.5%
No	18.2%	22.2%	6.1%	0.0%	25.0%	0.0%	0.0%	7.1%	0.0%	0.0%	12.5%

**Do you use/have used the World Bank website?**

Percentage of Respondents	Office of President/Prime Minister/Minister	Office of Parliamentarian	Employee of a Ministry/ Ministerial Dep/ Implementation Agency	PMU/Consultant/ Contractor on Bank project	Local Gov.	Bilateral/ Multilateral Agency	Private Sector/ Financial Sector/ Private Bank	CSO	Media	Independent Gov. Institution	Other
Yes	45.5%	33.3%	27.3%	70.0%	25.0%	66.7%	56.3%	35.7%	40.0%	33.3%	50.0%
No	54.5%	66.7%	72.7%	30.0%	75.0%	33.3%	43.8%	64.3%	60.0%	66.7%	50.0%

**Which do you primarily use?**

Percentage of Respondents	Office of President/Prime Minister/Minister	Office of Parliamentarian	Employee of a Ministry/ Ministerial Dep/ Implementation Agency	PMU/Consultant/ Contractor on Bank project	Local Gov.	Bilateral/ Multilateral Agency	Private Sector/ Financial Sector/ Private Bank	CSO	Media	Independent Gov. Institution	Other
The World Bank's country website	60.0%	66.7%	33.3%	0.0%	0.0%	25.0%	55.6%	50.0%	0.0%	50.0%	0.0%
The World Bank's main website	40.0%	33.3%	66.7%	100.0%	100.0%	75.0%	44.4%	50.0%	100.0%	50.0%	100.0%

**Which Internet connection do you use primarily when visiting a World Bank website?**

Percentage of Respondents	Office of President/Prime Minister/Minister	Office of Parliamentarian	Employee of a Ministry/ Ministerial Dep/ Implementation Agency	PMU/Consultant/ Contractor on Bank project	Local Gov.	Bilateral/ Multilateral Agency	Private Sector/ Financial Sector/ Private Bank	CSO	Media	Independent Gov. Institution	Other
High speed	0.0%	66.7%	77.8%	71.4%	0.0%	100.0%	77.8%	60.0%	100.0%	50.0%	50.0%
Dial-up	100.0%	33.3%	22.2%	28.6%	100.0%	0.0%	22.2%	40.0%	0.0%	50.0%	50.0%

**G. Communication and Information Sharing (continued)**

Please rate how much you agree with the following statements. (1-Strongly disagree, 10-Strongly agree)

	Which of the following best describes your current position?																																
	Office of President/Prime Minister/Minister			Office of Parliamentarian			Employee of a Ministry/ Ministerial Dep/ Implementation Agency			PMU/Consultant/ Contractor on Bank project			Local Gov.			Bilateral/ Multilateral Agency			Private Sector/ Financial Sector/ Private Bank			CSO			Media			Independent Gov. Institution			Other		
	N	Mean	SD	N	Mean	SD	N	Mean	SD	N	Mean	SD	N	Mean	SD	N	Mean	SD	N	Mean	SD	N	Mean	SD	N	Mean	SD	N	Mean	SD	N	Mean	SD
I use/consult World Bank data more currently than I did a few years ago	11	5.45	2.50	8	4.00	2.51	29	4.31	2.59	10	6.80	3.12	6	4.17	2.86	4	3.75	.96	12	4.75	2.34	13	4.54	2.93	3	4.67	2.31	6	4.00	1.55	8	6.25	1.91
I find the World Bank websites easy to navigate.	5	5.80	2.28	3	6.33	2.08	9	6.89	2.47	6	6.17	2.93	2	4.50	.71	3	6.33	.58	8	5.50	1.51	5	6.60	2.51	2	6.00	0.00	2	8.00	0.00	3	6.67	1.53
I find the information on the World Bank's websites useful.	4	7.50	1.00	3	6.33	1.53	9	8.44	2.07	6	7.00	2.10	2	6.00	0.00	3	6.33	1.53	8	6.75	1.16	5	7.00	1.87	2	7.00	1.41	2	8.50	2.12	3	6.67	2.08
When I need information from the World Bank I know how to find it	8	5.75	1.91	7	4.86	2.04	20	5.85	2.66	7	5.86	2.79	5	4.80	1.30	5	5.80	1.30	11	5.64	1.86	11	5.55	2.66	2	6.00	0.00	5	4.80	1.79	6	4.33	2.50
The World Bank is responsive to my information requests and inquiries	9	4.22	3.07	6	4.83	1.94	17	5.53	3.16	8	8.00	1.93	6	5.00	2.10	3	5.33	2.52	9	5.22	2.49	10	4.70	3.09	2	4.50	.71	3	4.00	1.00	7	2.71	1.70

**H. Background Information**

Currently, do you professionally collaborate/work with the World Bank in your country?\*

Percentage of Respondents	Office of President/Prime Minister/Minister	Office of Parliamentarian	Employee of a Ministry/ Ministerial Dep/ Implementation Agency	PMU/Consultant/ Contractor on Bank project	Local Gov.	Bilateral/ Multilateral Agency	Private Sector/ Financial Sector/ Private Bank	CSO	Media	Independent Gov. Institution	Other
Yes	72.7%	22.2%	59.4%	100.0%	37.5%	83.3%	18.8%	35.7%	40.0%	100.0%	28.6%
No	27.3%	77.8%	40.6%	0.0%	62.5%	16.7%	81.3%	64.3%	60.0%	0.0%	71.4%

\*Significantly different between stakeholder groups

Which of the following describes most of your exposure to the World Bank in Comoros? (Choose no more than TWO)

Percentage of Respondents (Responses Combined)	Office of President/Prime Minister/Minister	Office of Parliamentarian	Employee of a Ministry/ Ministerial Dep/ Implementation Agency	PMU/Consultant/ Contractor on Bank project	Local Gov.	Bilateral/ Multilateral Agency	Private Sector/ Financial Sector/ Private Bank	CSO	Media	Independent Gov. Institution	Other
Observer	36.4%	37.5%	22.6%	0.0%	25.0%	16.7%	46.7%	46.2%	60.0%	0.0%	14.3%
Use World Bank reports/data	36.4%	12.5%	29.0%	60.0%	25.0%	33.3%	20.0%	23.1%	40.0%	16.7%	57.1%
Engage in World Bank related/sponsored events/activities	18.2%	37.5%	22.6%	50.0%	50.0%	33.3%	40.0%	7.7%	40.0%	0.0%	28.6%
Collaborate as part of my professional duties	63.6%	37.5%	74.2%	70.0%	50.0%	33.3%	40.0%	46.2%	20.0%	83.3%	28.6%
Use World Bank website for information, data, research, etc.	0.0%	12.5%	16.1%	10.0%	12.5%	33.3%	40.0%	23.1%	20.0%	16.7%	42.9%

## Appendix C: Responses to All Questions by Geographic Location

### A. General Issues facing Comoros

In general, would you say that Comoros is headed in...?\*

Percentage of Respondents	Moroni	Other Grande Comore	Moheli	Anjouan
The right direction	67.2%	55.6%	73.3%	51.4%
The wrong direction	10.4%	11.1%	0.0%	5.7%
Not sure	22.4%	33.3%	26.7%	42.9%

\*Significantly different between locations

Listed below are a number of development priorities in Comoros. Please identify which of the following you consider the most important development priorities in Comoros? (Choose no more than THREE)

Percentage of Respondents (Responses Combined)	Moroni	Other Grande Comore	Moheli	Anjouan
Social protection	6.0%	0.0%	6.7%	8.6%
Transport	14.9%	11.1%	20.0%	25.7%
Security/stabilization/reconstruction	6.0%	0.0%	13.3%	8.6%
Public sector governance/ reform	37.3%	44.4%	33.3%	40.0%
Fisheries management and development*	4.5%	33.3%	13.3%	8.6%
Regional collaboration/integration	0.0%	0.0%	0.0%	0.0%
Gender	0.0%	0.0%	0.0%	0.0%
Domestic private sector development	6.0%	0.0%	26.7%	11.4%
Foreign direct investment	6.0%	0.0%	6.7%	2.9%
Water and sanitation	7.5%	0.0%	0.0%	8.6%
Energy	40.3%	55.6%	13.3%	31.4%
Regional conflict and tensions	0.0%	0.0%	0.0%	0.0%
Job creation/employment*	6.0%	22.2%	40.0%	28.6%
Leveraging remittances from the diaspora	4.5%	0.0%	0.0%	0.0%
Rural development	1.5%	0.0%	6.7%	5.7%
Financial markets	0.0%	0.0%	0.0%	0.0%
Urban development	0.0%	0.0%	0.0%	0.0%
Environmental sustainability	0.0%	0.0%	6.7%	2.9%
Equality of opportunity	7.5%	0.0%	0.0%	5.7%
Health	14.9%	11.1%	6.7%	14.3%
Education	16.4%	11.1%	0.0%	8.6%
Poverty reduction	14.9%	22.2%	33.3%	25.7%
Food security	1.5%	11.1%	13.3%	5.7%
Social cohesion	1.5%	0.0%	0.0%	0.0%
Statistics, economic monitoring/evaluation and planning	1.5%	0.0%	0.0%	0.0%
Climate change	0.0%	0.0%	0.0%	0.0%
Agricultural development	9.0%	0.0%	13.3%	11.4%
Trade and exports*	1.5%	22.2%	0.0%	0.0%
Crime and violence	1.5%	0.0%	6.7%	0.0%
Revenue/resource sharing between the Union and the islands	0.0%	0.0%	6.7%	0.0%
Economic growth*	6.0%	22.2%	0.0%	0.0%
Law and justice	25.4%	11.1%	6.7%	14.3%
Regulatory framework	0.0%	0.0%	0.0%	0.0%
Communicable/non-communicable diseases	0.0%	0.0%	0.0%	0.0%
Economic governance	14.9%	11.1%	0.0%	11.4%
Basic infrastructure	11.9%	0.0%	20.0%	5.7%
Local governance and institutions	0.0%	0.0%	0.0%	2.9%
Natural resource management*	0.0%	0.0%	0.0%	8.6%
Anti corruption*	22.4%	0.0%	6.7%	2.9%
Disaster management	6.0%	0.0%	0.0%	0.0%
Information and communications technology	1.5%	11.1%	0.0%	0.0%

\*Significantly different between locations

### A. General Issues facing Comoros (continued)

Poverty reduction is a broad term that encompasses work in many different areas. Which THREE areas of development listed below do you believe would contribute most to reducing poverty in Comoros? (Choose no more than THREE)

Percentage of Respondents (Responses Combined)	Moroni	Other Grande Comore	Moheli	Anjouan
Water and sanitation	6.0%	11.1%	13.3%	8.8%
Equality of opportunity	7.5%	11.1%	0.0%	17.6%
Economic growth	31.3%	33.3%	20.0%	14.7%
Statistics, economic monitoring/evaluation and planning	6.0%	0.0%	0.0%	2.9%
Climate change	3.0%	0.0%	6.7%	0.0%
Regional conflict and tensions	1.5%	0.0%	0.0%	2.9%
Regional collaboration/integration	3.0%	0.0%	6.7%	5.9%
Gender	1.5%	0.0%	0.0%	0.0%
Rural development	13.4%	22.2%	20.0%	32.4%
Urban development	1.5%	11.1%	0.0%	0.0%
Regulatory framework	1.5%	0.0%	0.0%	0.0%
Revenue/resource sharing between the Union and the islands	3.0%	0.0%	13.3%	8.8%
Local governance and institutions*	1.5%	0.0%	20.0%	2.9%
Basic infrastructure	14.9%	11.1%	0.0%	8.8%
Social protection	9.0%	0.0%	6.7%	0.0%
Law and justice	9.0%	0.0%	13.3%	8.8%
Transport	7.5%	0.0%	0.0%	14.7%
Crime and violence	0.0%	0.0%	0.0%	0.0%
Fisheries management and development	7.5%	22.2%	13.3%	11.8%
Communicable/non-communicable diseases	1.5%	0.0%	0.0%	0.0%
Information and communications technology	0.0%	0.0%	0.0%	0.0%
Security/stabilization/reconstruction	4.5%	0.0%	0.0%	2.9%
Anti corruption	25.4%	11.1%	20.0%	11.8%
Domestic private sector development	19.4%	33.3%	26.7%	14.7%
Economic governance*	7.5%	33.3%	0.0%	2.9%
Foreign direct investment	3.0%	0.0%	13.3%	2.9%
Energy	22.4%	22.2%	6.7%	29.4%
Public sector governance/ reform	6.0%	22.2%	13.3%	11.8%
Social cohesion	0.0%	0.0%	0.0%	0.0%
Education	17.9%	0.0%	13.3%	17.6%
Natural resource management	6.0%	0.0%	0.0%	2.9%
Environmental sustainability	1.5%	0.0%	0.0%	5.9%
Leveraging remittances from the diaspora	0.0%	0.0%	0.0%	0.0%
Health	6.0%	0.0%	0.0%	5.9%
Agricultural development	11.9%	11.1%	26.7%	26.5%
Disaster management	0.0%	0.0%	0.0%	0.0%
Job creation/employment	29.9%	33.3%	26.7%	20.6%
Financial markets	1.5%	0.0%	0.0%	0.0%
Trade and exports	1.5%	0.0%	6.7%	0.0%
Food security	4.5%	11.1%	13.3%	2.9%

\*Significantly different between locations

### A. General Issues facing Comoros (continued)

Economic growth can be driven by a number of factors. Which THREE areas below do you believe would contribute most to generating economic growth in Comoros? (Choose no more than THREE)

Percentage of Respondents (Responses Combined)	Other			
	Moroni	Grande Comore	Moheli	Anjouan
Energy	47.8%	88.9%	33.3%	54.3%
Gender	0.0%	0.0%	0.0%	0.0%
Equality of opportunity	3.0%	0.0%	0.0%	2.9%
Regional collaboration/integration	4.5%	0.0%	0.0%	11.4%
Social protection	0.0%	0.0%	0.0%	0.0%
Climate change	0.0%	0.0%	0.0%	0.0%
Anti corruption	19.4%	11.1%	40.0%	20.0%
Revenue/resource sharing between the Union and the islands	3.0%	0.0%	0.0%	0.0%
Disaster management	0.0%	0.0%	0.0%	0.0%
Regional conflict and tensions	1.5%	0.0%	0.0%	0.0%
Rural development	6.0%	11.1%	13.3%	5.7%
Foreign direct investment	20.9%	22.2%	26.7%	22.9%
Urban development	1.5%	0.0%	0.0%	0.0%
Water and sanitation	3.0%	0.0%	0.0%	2.9%
Trade and exports	16.4%	22.2%	13.3%	14.3%
Information and communications technology	6.0%	11.1%	0.0%	5.7%
Regulatory framework	0.0%	0.0%	0.0%	0.0%
Communicable/non-communicable diseases	1.5%	0.0%	0.0%	0.0%
Statistics, economic monitoring/evaluation and planning	1.5%	0.0%	6.7%	8.6%
Social cohesion	0.0%	0.0%	0.0%	2.9%
Public sector governance/ reform	14.9%	22.2%	20.0%	5.7%
Domestic private sector development	26.9%	11.1%	20.0%	20.0%
Job creation/employment	20.9%	11.1%	40.0%	25.7%
Agricultural development	13.4%	44.4%	6.7%	17.1%
Food security	1.5%	0.0%	0.0%	0.0%
Transport	9.0%	0.0%	6.7%	14.3%
Economic governance	11.9%	0.0%	20.0%	14.3%
Security/stabilization/reconstruction	3.0%	0.0%	0.0%	2.9%
Education	7.5%	0.0%	0.0%	8.6%
Natural resource management	4.5%	22.2%	6.7%	2.9%
Environmental sustainability	1.5%	0.0%	0.0%	2.9%
Health	1.5%	0.0%	0.0%	2.9%
Fisheries management and development	17.9%	11.1%	20.0%	11.4%
Basic infrastructure	10.4%	11.1%	20.0%	0.0%
Law and justice	4.5%	0.0%	6.7%	5.7%
Local governance and institutions	0.0%	0.0%	0.0%	0.0%
Crime and violence	0.0%	0.0%	0.0%	2.9%
Financial markets	3.0%	0.0%	0.0%	5.7%
Leveraging remittances from the diaspora	11.9%	0.0%	0.0%	2.9%

### B. Overall Attitudes toward the World Bank

	Which best represents your geographic location?											
	Moroni			Other Grande Comore			Moheli			Anjouan		
	N	Mean	SD	N	Mean	SD	N	Mean	SD	N	Mean	SD
How familiar are you with the work of the World Bank in Comoros?	67	5.60	1.97	9	5.33	2.24	15	5.27	2.19	35	5.23	2.21

(1-Not familiar at all, 10-Extremely familiar)

	Which best represents your geographic location?											
	Moroni			Other Grande Comore			Moheli			Anjouan		
	N	Mean	SD	N	Mean	SD	N	Mean	SD	N	Mean	SD
Overall, please rate your impression of the World Bank's effectiveness in Comoros?	63	5.56	1.99	9	5.11	2.32	15	6.67	2.02	29	5.21	1.80

(1-Not effective at all, 10-Very effective)

**B. Overall Attitudes toward the World Bank (continued)**

	Which best represents your geographic location?											
	Moroni			Other Grande Comore			Moheli			Anjouan		
	N	Mean	SD	N	Mean	SD	N	Mean	SD	N	Mean	SD
To what extent do you believe the World Bank's staff is well prepared to help Comoros solve its most complicated development challenges?	60	5.75	2.14	9	6.78	2.77	14	6.57	1.60	25	5.80	2.16

(1-To no degree at all, 10-To a very significant degree)

**When thinking about how the World Bank can have the most impact on development results in Comoros, in which sectoral areas do you believe the World Bank should focus most of its attention and resources in Comoros? (Choose no more than THREE)**

Percentage of Respondents (Responses Combined)	Moroni	Other Grande Comore	Moheli	Anjouan
Social protection	3.0%	0.0%	0.0%	5.9%
Security/stabilization/reconstruction	4.5%	0.0%	6.7%	11.8%
Public sector governance/ reform	29.9%	22.2%	33.3%	29.4%
Transport	22.4%	11.1%	6.7%	23.5%
Fisheries management and development	4.5%	22.2%	13.3%	11.8%
Poverty reduction	25.4%	11.1%	33.3%	26.5%
Regional collaboration/integration	1.5%	0.0%	0.0%	2.9%
Gender	0.0%	0.0%	0.0%	0.0%
Crime and violence	0.0%	0.0%	6.7%	0.0%
Rural development	10.4%	11.1%	20.0%	14.7%
Domestic private sector development	11.9%	22.2%	20.0%	11.8%
Foreign direct investment	4.5%	0.0%	6.7%	8.8%
Water and sanitation	6.0%	0.0%	0.0%	5.9%
Energy*	46.3%	66.7%	6.7%	17.6%
Social cohesion	0.0%	0.0%	0.0%	5.9%
Leveraging remittances from the diaspora	6.0%	0.0%	0.0%	2.9%
Job creation/employment	11.9%	33.3%	33.3%	29.4%
Financial markets	1.5%	0.0%	0.0%	2.9%
Urban development	1.5%	0.0%	0.0%	2.9%
Environmental sustainability	0.0%	0.0%	0.0%	0.0%
Equality of opportunity	0.0%	0.0%	0.0%	0.0%
Regional conflict and tensions	1.5%	0.0%	6.7%	0.0%
Health	13.4%	11.1%	20.0%	17.6%
Education	23.9%	22.2%	6.7%	14.7%
Statistics, economic monitoring/evaluation and planning	4.5%	0.0%	0.0%	2.9%
Food security	3.0%	0.0%	6.7%	2.9%
Climate change	0.0%	0.0%	0.0%	2.9%
Agricultural development	14.9%	0.0%	13.3%	11.8%
Trade and exports	3.0%	11.1%	0.0%	0.0%
Economic growth	4.5%	11.1%	6.7%	2.9%
Revenue/resource sharing between the Union and the islands	0.0%	0.0%	6.7%	0.0%
Law and justice	6.0%	11.1%	0.0%	5.9%
Local governance and institutions	3.0%	0.0%	0.0%	5.9%
Regulatory framework	0.0%	0.0%	0.0%	5.9%
Communicable/non-communicable diseases	0.0%	0.0%	0.0%	0.0%
Basic infrastructure	10.4%	11.1%	13.3%	2.9%
Economic governance	9.0%	0.0%	20.0%	0.0%
Natural resource management	1.5%	11.1%	6.7%	2.9%
Information and communications technology	1.5%	11.1%	0.0%	0.0%
Anti corruption	7.5%	0.0%	6.7%	5.9%
Disaster management	1.5%	0.0%	0.0%	0.0%

\*Significantly different between locations



**B. Overall Attitudes toward the World Bank (continued)**

When thinking about the World Bank's role, which activity do you believe is of greatest VALUE and which activity is of second greatest value in Comoros?

<b>1st Greatest Value</b>				
Percentage of Respondents	Moroni	Other Grande Comore	Moheli	Anjouan
Financial resources: investment lending	39.4%	44.4%	28.6%	51.4%
Financial resources: policy based lending / budget support to the Government	12.1%	11.1%	14.3%	11.4%
Mobilizing third party financial resources	9.1%	22.2%	21.4%	2.9%
Technical assistance	6.1%	11.1%	0.0%	2.9%
Policy advice	3.0%	0.0%	0.0%	0.0%
Donor coordination	4.5%	0.0%	14.3%	5.7%
Data	1.5%	0.0%	0.0%	5.7%
Training/capacity building	18.2%	11.1%	14.3%	11.4%
Studies/analyses	0.0%	0.0%	0.0%	2.9%
Convening/facilitating	0.0%	0.0%	0.0%	0.0%
Linkage to non-Bank expertise	1.5%	0.0%	0.0%	2.9%
Strategy formulation	3.0%	0.0%	7.1%	2.9%
Other	1.5%	0.0%	0.0%	0.0%

<b>2nd Greatest Value</b>				
Percentage of Respondents	Moroni	Other Grande Comore	Moheli	Anjouan
Financial resources: investment lending	12.1%	11.1%	7.1%	8.6%
Financial resources: policy based lending / budget support to the Government	4.5%	11.1%	7.1%	11.4%
Mobilizing third party financial resources	9.1%	22.2%	14.3%	8.6%
Technical assistance	16.7%	11.1%	21.4%	14.3%
Policy advice	7.6%	0.0%	0.0%	2.9%
Donor coordination	7.6%	0.0%	0.0%	0.0%
Data	1.5%	0.0%	0.0%	0.0%
Training/capacity building*	9.1%	33.3%	0.0%	37.1%
Studies/analyses	1.5%	11.1%	0.0%	2.9%
Convening/facilitating	3.0%	0.0%	7.1%	0.0%
Linkage to non-Bank expertise	6.1%	0.0%	0.0%	2.9%
Strategy formulation*	21.2%	0.0%	42.9%	11.4%
Other	0.0%	0.0%	0.0%	0.0%

\*Significantly different between locations

Which of the following do you identify as the World Bank's greatest WEAKNESSES in its work in Comoros? (Choose no more than TWO)

Percentage of Respondents (Responses Combined)	Moroni	Other Grande Comore	Moheli	Anjouan
Staff too inaccessible	9.0%	22.2%	0.0%	3.0%
Not exploring alternative policy options	4.5%	0.0%	20.0%	6.1%
Not adequately sensitive to political/social realities in Comoros	20.9%	33.3%	40.0%	27.3%
Not enough public disclosure of its work	23.9%	22.2%	6.7%	27.3%
Arrogant in its approach	6.0%	0.0%	0.0%	6.1%
Not aligned with country priorities	11.9%	0.0%	0.0%	12.1%
The credibility of its knowledge/data	0.0%	0.0%	0.0%	3.0%
Not willing to honestly criticize policies and reform efforts in the country	11.9%	11.1%	6.7%	12.1%
Too influenced by developed countries	10.4%	0.0%	13.3%	18.2%
Imposing technocratic solutions without regard to political realities	13.4%	11.1%	6.7%	6.1%
World Bank processes too slow and complex	17.9%	33.3%	46.7%	18.2%
Too bureaucratic in its operational policies and procedures	9.0%	0.0%	6.7%	12.1%
Not aligned with other donors' work	3.0%	0.0%	0.0%	0.0%
Not collaborating enough with non-state actors	13.4%	0.0%	13.3%	18.2%
Not client focused	3.0%	0.0%	0.0%	6.1%
Its advice and strategies do not lend themselves to practical problem solving	7.5%	22.2%	0.0%	3.0%
Not focused enough on issues that are unique to post-conflict countries	3.0%	0.0%	6.7%	15.2%
Inadequate number of World Bank staff members located in the country	17.9%	22.2%	26.7%	6.1%
Other	3.0%	11.1%	6.7%	0.0%

**B. Overall Attitudes toward the World Bank (continued)**

Which World Bank instruments do you believe are the MOST effective in reducing poverty in Comoros? (Choose no more than TWO)

Percentage of Respondents (Responses Combined)	Moroni	Other Grande Comore	Moheli	Anjouan
Capacity development	41.8%	55.6%	53.3%	48.6%
Policy based lending / budget support to the Government	19.4%	11.1%	40.0%	22.9%
Knowledge products/services	7.5%	11.1%	0.0%	5.7%
Investment lending	56.7%	77.8%	46.7%	57.1%
Technical assistance	13.4%	11.1%	33.3%	11.4%
Trust Fund management	6.0%	0.0%	0.0%	0.0%
Co-financing arrangements	10.4%	11.1%	13.3%	8.6%
Sector-wide approaches	17.9%	22.2%	6.7%	34.3%
Emergency Recovery lending	4.5%	0.0%	6.7%	5.7%
Other	3.0%	0.0%	0.0%	2.9%
Don't know	6.0%	0.0%	0.0%	0.0%

	Which best represents your geographic location?											
	Moroni			Other Grande Comore			Moheli			Anjouan		
	N	Mean	SD	N	Mean	SD	N	Mean	SD	N	Mean	SD
To what extent do you believe the World Bank SHOULD seek to influence the global development agenda as related to "global public goods"?	51	7.33	2.07	7	6.86	1.86	12	7.00	2.30	24	7.50	2.75

(1-To no degree at all, 10-To a very significant degree)

In addition to the regular relations with the national government as its main interlocutor, which TWO of the following groups should the World Bank collaborate with more in your country to ensure better development results there? (Choose no more than TWO)

Percentage of Respondents (Responses Combined)	Moroni	Other Grande Comore	Moheli	Anjouan
NGOs	22.4%	0.0%	13.3%	23.5%
Local Government	20.9%	11.1%	20.0%	32.4%
Beneficiaries	25.4%	22.2%	40.0%	29.4%
Private sector	32.8%	22.2%	46.7%	26.5%
Community Based Organizations	31.3%	55.6%	60.0%	41.2%
Donor community	11.9%	22.2%	6.7%	2.9%
Foundations	1.5%	11.1%	0.0%	0.0%
Academia/think tanks/research institutes	13.4%	11.1%	0.0%	8.8%
Parliament	3.0%	11.1%	0.0%	0.0%
Media	3.0%	0.0%	0.0%	11.8%
Faith based organizations*	0.0%	11.1%	0.0%	0.0%
UN and regional peace keeping forces	0.0%	0.0%	0.0%	0.0%
Emerging donors	0.0%	0.0%	6.7%	2.9%
UN agencies	11.9%	0.0%	0.0%	2.9%
Regional organizations	1.5%	0.0%	0.0%	0.0%
Professional organizations	13.4%	22.2%	0.0%	14.7%
Other	0.0%	0.0%	6.7%	2.9%

\*Significantly different between locations

To what extent do you agree with the following statements about the World Bank's work in Comoros?

(1-Strongly disagree, 10-Strongly agree)

	Which best represents your geographic location?											
	Moroni			Other Grande Comore			Moheli			Anjouan		
	N	Mean	SD	N	Mean	SD	N	Mean	SD	N	Mean	SD
Overall the World Bank currently plays a relevant role in development in Comoros	65	6.34	2.44	9	7.56	2.13	15	7.33	2.13	33	6.64	2.57
The World Bank's work is aligned with what I consider the development priorities for Comoros	64	5.56	2.51	9	5.44	2.60	15	6.40	2.23	31	5.68	2.56
The World Bank supports programs and strategies that are realistic for Comoros	66	5.64	2.53	9	6.78	2.33	15	6.33	2.23	31	5.97	2.51
The World Bank treats clients and stakeholders in Comoros with respect	56	6.20	2.59	8	6.88	2.85	12	7.08	2.94	27	6.44	3.02

**B. Overall Attitudes toward the World Bank (continued)**

To what extent is the World Bank an effective development partner in Comoros, in terms of each of the following?

(1-To no degree at all, 10-To a very significant degree)

	Which best represents your geographic location?											
	Moroni			Other Grande Comore			Moheli			Anjouan		
	N	Mean	SD	N	Mean	SD	N	Mean	SD	N	Mean	SD
Responsiveness	53	5.60	1.88	7	7.00	2.16	10	5.50	2.37	23	5.65	2.21
Flexibility (in terms of the institution's products and services)	58	5.66	1.98	9	6.67	2.60	10	5.40	1.71	23	5.26	2.51
Flexibility (in terms of changing country circumstances)	60	6.12	1.88	9	6.22	1.79	10	6.60	2.59	26	5.46	2.34
Being inclusive	59	5.97	2.13	9	7.00	1.87	14	5.93	2.73	21	5.19	2.02
Openness	59	5.80	2.32	9	6.44	2.13	12	6.42	2.78	25	6.08	2.27
Staff accessibility	61	5.13	2.36	8	6.25	2.05	13	4.85	2.48	24	4.50	2.38
Straightforwardness and honesty	57	6.89	2.29	9	7.78	2.11	13	7.23	2.55	24	6.75	2.29
Collaboration with groups outside of the Government	59	5.54	2.30	9	4.56	1.94	15	6.13	3.02	28	5.29	2.26
Collaboration with the Government	58	7.72	1.93	8	7.75	2.25	15	8.33	1.54	30	7.70	1.95
Collaboration with other donors	50	7.04	2.09	8	6.00	1.51	13	7.23	1.59	22	7.05	2.15
Follow through over time	47	6.51	2.28	6	6.67	2.07	13	7.54	1.81	25	6.36	2.86

When World Bank assisted reform efforts fail or are slow to take place, which THREE of the following would you attribute this to?

(Choose no more than THREE)

Percentage of Respondents (Responses Combined)	Other			
	Moroni	Grande Comore	Moheli	Anjouan
The World Bank works too slowly	17.9%	22.2%	40.0%	34.3%
The Government works inefficiently	41.8%	66.7%	33.3%	42.9%
There is not an adequate level of citizen/civil society participation	37.3%	44.4%	26.7%	54.3%
Poor donor coordination	16.4%	22.2%	0.0%	14.3%
The World Bank does not do adequate follow through/follow-up	16.4%	11.1%	26.7%	14.3%
Lack of/inadequate levels of capacity in Government	28.4%	22.2%	6.7%	20.0%
Political pressures and obstacles	26.9%	44.4%	40.0%	25.7%
Reforms are not well thought out in light of country challenges	23.9%	0.0%	6.7%	11.4%
The World Bank is not sensitive enough to political/social realities on the ground	20.9%	44.4%	26.7%	20.0%
The World Bank's procedures are too complex and not adapted to the local context	19.4%	22.2%	26.7%	22.9%
Ongoing conflict and instability	9.0%	0.0%	26.7%	14.3%
Inadequate funding	26.9%	0.0%	20.0%	17.1%
Other	1.5%	0.0%	13.3%	2.9%

### C. World Bank Effectiveness and Results

How effective do you believe the World Bank is in terms of the work it does in the following areas of development in Comoros?

(1-Not effective at all, 10-Very effective)

	Which best represents your geographic location?											
	Moroni			Other Grande Comore			Moheli			Anjouan		
	N	Mean	SD	N	Mean	SD	N	Mean	SD	N	Mean	SD
Anti corruption*	59	3.85	2.52	9	4.22	3.27	14	5.93	2.59	27	2.78	1.99
Information and communications technology	51	4.78	1.88	8	5.00	2.73	12	5.67	2.39	28	3.89	2.20
Transport	56	4.68	2.60	9	3.78	2.44	15	5.00	2.59	31	4.39	2.69
Crime and violence	45	3.24	2.49	8	3.38	2.67	12	4.58	2.02	24	3.67	2.60
Regional conflict and tensions	44	4.16	2.60	8	3.88	1.96	12	6.25	2.38	22	4.23	2.25
Law and justice	58	4.50	2.55	7	3.86	1.77	13	4.69	2.53	27	3.22	2.22
Urban development	54	4.41	2.20	8	4.63	2.07	15	5.73	2.02	29	4.21	2.34
Environmental sustainability*	51	5.18	2.14	8	3.38	2.07	13	6.62	1.50	26	4.15	2.13
Regulatory framework	59	5.69	2.31	9	4.78	2.28	11	6.36	2.38	22	4.95	2.59
Basic infrastructure	61	5.28	2.67	8	5.00	2.78	14	6.14	1.92	29	5.17	2.30
Communicable/non-communicable diseases	49	5.12	2.05	8	5.50	2.56	14	6.50	2.35	29	5.72	2.25
Poverty reduction	60	5.80	2.18	7	4.86	2.41	15	6.00	2.14	31	5.10	2.76
Gender	50	4.70	2.30	7	4.57	2.51	13	6.23	2.09	27	5.11	1.67
Domestic private sector development	56	4.80	2.25	8	3.75	1.98	14	4.71	2.52	26	3.88	2.03
Foreign direct investment	49	4.24	2.22	7	4.71	2.69	12	4.92	2.27	26	4.46	2.64
Local governance and institutions	54	5.37	2.07	9	5.11	2.26	13	6.46	2.37	28	5.11	2.39
Water and sanitation	55	4.84	2.29	8	4.13	2.03	15	6.33	2.82	29	5.17	2.48
Trade and exports	48	4.00	2.26	8	4.38	2.45	14	5.00	2.42	27	4.26	2.38
Economic growth	57	5.68	2.33	9	4.56	2.07	15	5.93	2.15	29	4.76	2.20
Energy	58	4.67	2.40	9	4.00	2.35	13	4.46	2.79	31	3.68	2.41
Disaster management	51	5.16	2.24	8	3.13	1.64	12	4.67	2.10	28	4.54	2.28
Public sector governance/ reform	63	6.30	2.33	9	5.56	2.24	14	7.07	1.77	32	5.75	2.70
Job creation/employment	52	3.69	2.41	9	3.78	1.56	15	4.20	2.11	31	3.55	2.62
Social cohesion	46	4.35	2.11	8	6.00	2.73	13	5.00	2.08	27	4.33	2.22
Financial markets	40	4.58	2.30	9	4.00	2.65	12	6.00	1.28	27	4.63	3.16
Equality of opportunity	43	4.33	2.24	6	4.50	3.39	12	5.58	1.93	26	4.46	2.60
Health	53	5.06	2.25	8	3.75	2.19	15	6.27	1.98	31	5.48	2.28
Rural development	54	5.30	2.25	9	3.67	2.40	14	5.21	2.15	33	4.55	2.58
Regional collaboration/integration	50	4.58	1.97	9	6.11	2.37	13	5.54	1.27	25	4.16	2.69
Food security	51	4.35	2.09	9	3.67	2.35	14	5.64	2.13	26	3.85	2.59
Education	59	5.68	2.22	7	5.86	2.61	15	7.33	2.26	30	5.27	2.74
Security/stabilization/reconstruction	52	4.87	2.23	6	4.00	2.53	12	5.92	2.23	28	4.68	2.71
Social protection*	48	3.60	2.15	5	5.00	2.92	13	5.62	2.40	26	3.54	2.21
Climate change	47	4.62	2.29	6	3.83	1.60	11	5.55	2.02	25	4.32	2.36
Agricultural development	52	5.31	2.20	7	3.86	1.95	14	5.00	2.39	31	4.19	2.51
Natural resource management	42	3.21	2.39	8	2.50	1.93	12	3.25	2.49	24	3.33	2.57
Fisheries management and development*	53	5.06	2.43	7	4.43	1.51	12	3.08	1.93	30	4.00	2.10
Statistics, economic monitoring/evaluation and planning	63	5.48	2.02	8	5.25	1.83	12	6.83	2.33	31	5.42	2.28
Revenue/resource sharing between the Union and the islands	53	4.70	2.26	7	4.14	2.54	13	6.31	1.93	28	4.50	1.82
Leveraging remittances from the diaspora	53	4.72	2.53	6	3.33	1.97	11	4.73	3.44	23	3.83	2.17
Economic governance	61	5.77	2.47	9	6.00	2.55	14	6.71	2.67	28	5.25	2.76

\*Significantly different between locations

**C. World Bank Effectiveness and Results (continued)**

	Which best represents your geographic location?											
	Moroni			Other Grande Comore			Moheli			Anjouan		
	N	Mean	SD	N	Mean	SD	N	Mean	SD	N	Mean	SD
To what extent does the World Bank's work help to achieve development results in Comoros?	66	5.59	2.07	9	5.00	1.87	14	6.00	1.71	28	6.29	2.05

(1-To no degree at all, 10-To a very significant degree)

	Which best represents your geographic location?											
	Moroni			Other Grande Comore			Moheli			Anjouan		
	N	Mean	SD	N	Mean	SD	N	Mean	SD	N	Mean	SD
To what extent does the World Bank help to build/strengthen existing country systems?	63	6.22	2.11	9	5.67	1.87	13	7.00	2.27	27	5.67	2.40

(1-To no degree at all, 10-To a very significant degree)

**To what extent do you agree with the following statements about the World Bank in Comoros?**

(1-Strongly disagree, 10-Strongly agree)

	Which best represents your geographic location?											
	Moroni			Other Grande Comore			Moheli			Anjouan		
	N	Mean	SD	N	Mean	SD	N	Mean	SD	N	Mean	SD
The World Bank's financial instruments meet the needs of Comoros	58	5.67	2.17	7	4.00	1.83	14	6.57	2.44	31	5.74	2.52
The World Bank meets Comoros' needs for knowledge services	65	4.97	1.90	9	5.67	3.04	13	6.23	3.14	35	5.51	2.55

**D. The World Bank's Knowledge****How frequently do you consult World Bank knowledge work and activities in the work you do?**

Percentage of Respondents	Other			
	Moroni	Grande Comore	Moheli	Anjouan
Weekly	18.2%	33.3%	6.7%	0.0%
Monthly	19.7%	0.0%	20.0%	17.1%
A few times a year	34.8%	22.2%	26.7%	34.3%
Rarely	25.8%	44.4%	40.0%	45.7%
Never	1.5%	0.0%	6.7%	2.9%

#### D. The World Bank's Knowledge (continued)

When thinking about the development challenges in Comoros, where do you believe it would be most valuable for the World Bank to focus its knowledge work and activities in the next few years? (Choose no more than THREE)

Percentage of Respondents (Responses Combined)	Moroni	Other Grande Comore	Moheli	Anjouan
Public sector governance/ reform	29.9%	44.4%	40.0%	25.7%
Gender	0.0%	0.0%	0.0%	0.0%
Social cohesion	1.5%	0.0%	0.0%	2.9%
Domestic private sector development	26.9%	11.1%	20.0%	37.1%
Foreign direct investment	10.4%	0.0%	6.7%	8.6%
Water and sanitation	10.4%	0.0%	13.3%	8.6%
Economic governance	10.4%	22.2%	6.7%	14.3%
Trade and exports	1.5%	0.0%	0.0%	0.0%
Energy	53.7%	55.6%	33.3%	42.9%
Regional conflict and tensions	1.5%	0.0%	0.0%	0.0%
Disaster management	1.5%	0.0%	0.0%	0.0%
Social protection	3.0%	0.0%	0.0%	2.9%
Leveraging remittances from the diaspora	1.5%	0.0%	0.0%	0.0%
Climate change*	0.0%	11.1%	6.7%	0.0%
Poverty reduction	7.5%	33.3%	13.3%	14.3%
Law and justice	10.4%	0.0%	0.0%	8.6%
Security/stabilization/reconstruction	3.0%	0.0%	0.0%	5.7%
Anti corruption	14.9%	0.0%	0.0%	8.6%
Financial markets	1.5%	0.0%	0.0%	2.9%
Equality of opportunity	1.5%	11.1%	0.0%	0.0%
Urban development	0.0%	0.0%	0.0%	0.0%
Education	26.9%	11.1%	13.3%	25.7%
Crime and violence	0.0%	0.0%	0.0%	0.0%
Regional collaboration/integration	0.0%	0.0%	0.0%	0.0%
Information and communications technology	6.0%	11.1%	0.0%	0.0%
Local governance and institutions	1.5%	0.0%	6.7%	5.7%
Revenue/resource sharing between the Union and the islands	1.5%	0.0%	6.7%	0.0%
Transport	4.5%	0.0%	13.3%	8.6%
Agricultural development	6.0%	0.0%	6.7%	20.0%
Natural resource management	3.0%	11.1%	13.3%	0.0%
Job creation/employment	16.4%	11.1%	20.0%	22.9%
Health	11.9%	11.1%	13.3%	11.4%
Statistics, economic monitoring/evaluation and planning	4.5%	0.0%	0.0%	2.9%
Economic growth	7.5%	0.0%	13.3%	2.9%
Rural development	4.5%	11.1%	13.3%	2.9%
Food security*	1.5%	11.1%	13.3%	0.0%
Environmental sustainability	3.0%	0.0%	0.0%	2.9%
Regulatory framework	1.5%	0.0%	0.0%	2.9%
Basic infrastructure	4.5%	0.0%	13.3%	0.0%
Fisheries management and development*	3.0%	33.3%	13.3%	5.7%
Communicable/non-communicable diseases	0.0%	0.0%	0.0%	2.9%

\*Significantly different between locations

**D. The World Bank's Knowledge (continued)**

**In Comoros, how effective do you believe the World Bank's knowledge work and activities are at:**

*(1-Not effective at all, 10-Very effective)*

	Which best represents your geographic location?											
	Moroni			Other Grande Comore			Moheli			Anjouan		
	N	Mean	SD	N	Mean	SD	N	Mean	SD	N	Mean	SD
Enhancing your knowledge and/or skills	60	5.87	2.04	8	6.25	2.25	12	6.08	2.64	30	5.17	2.36
Contributing to good policy making	59	6.05	1.90	8	5.75	2.60	11	6.27	2.28	27	5.00	2.53
Providing support for program implementation	60	6.60	2.04	8	6.88	2.85	13	6.23	2.80	32	5.66	2.43

**In Comoros, to what extent do you believe that the World Bank's knowledge work and activities:**

*(1-To no degree at all, 10-To a very significant degree)*

	Which best represents your geographic location?											
	Moroni			Other Grande Comore			Moheli			Anjouan		
	N	Mean	SD	N	Mean	SD	N	Mean	SD	N	Mean	SD
Are timely	62	6.24	2.19	7	6.71	2.75	9	5.44	2.96	27	6.00	2.53
Include appropriate level of stakeholder involvement during preparation	58	5.24	1.91	7	6.29	2.93	13	6.00	2.38	27	5.30	2.05
Are relevant to Comoros' development priorities	64	6.17	2.21	9	6.11	2.98	14	7.07	2.13	34	7.15	2.54
Provide feasible recommendations	63	5.97	1.96	9	5.89	2.47	14	7.00	2.77	29	6.03	2.24
Are source of relevant information on global good practices	62	6.42	1.98	9	7.22	2.82	12	7.67	2.46	31	6.74	2.11
Are accessible	62	5.42	2.23	9	6.00	3.20	13	6.31	2.43	31	6.61	2.29
Are useful in terms of the work you do	63	6.37	2.18	9	6.44	3.17	11	6.18	2.86	32	6.50	2.06
Are adequately disseminated	63	4.62	2.11	8	4.25	2.05	12	5.50	1.98	30	4.77	2.33
Are appropriately translated	56	5.25	2.01	8	4.50	2.56	11	5.73	2.24	30	5.70	2.20
Are adaptable to Comoros' specific development challenges and country circumstances	57	6.14	2.26	8	6.50	2.62	14	6.29	2.16	31	6.52	2.11

	Which best represents your geographic location?											
	Moroni			Other Grande Comore			Moheli			Anjouan		
	N	Mean	SD	N	Mean	SD	N	Mean	SD	N	Mean	SD
Overall, how significant a contribution do you believe the World Bank's knowledge work and activities make to development results in your country?	66	6.53	1.97	8	6.13	3.09	14	7.14	1.83	32	6.66	2.50
Overall, how would you rate the technical quality of the World Bank's knowledge work and activities?	62	6.19	1.73	9	6.33	2.96	13	6.15	1.91	33	6.12	2.12

*(1-Not significant at all, 10-Very significant; 1-Very low technical quality, 10-Very high technical quality)*

### E. Working with the World Bank

To what extent do you agree/disagree with the following statements?

(1-Strongly disagree, 10-Strongly agree)

	Which best represents your geographic location?											
	Moroni			Other Grande Comore			Moheli			Anjouan		
	N	Mean	SD	N	Mean	SD	N	Mean	SD	N	Mean	SD
The World Bank disburses funds promptly	58	4.21	2.36	8	3.00	2.07	13	3.31	2.66	31	4.00	2.45
The World Bank effectively monitors and evaluates the projects and programs it supports	62	6.00	2.17	8	6.75	2.96	15	7.33	2.64	35	7.11	2.47
The World Bank's approvals and reviews are done in a timely fashion	50	6.28	1.91	7	5.71	2.69	12	5.58	2.57	31	6.61	2.42
The World Bank's "Safeguard Policy" requirements are reasonable	47	5.89	1.87	7	5.29	3.04	14	6.50	2.44	27	6.19	2.04
The World Bank imposes reasonable conditions on its lending	55	5.67	2.01	8	6.25	2.92	14	5.93	3.22	31	6.32	2.68
Working with the World Bank increases Comoros' institutional capacity	64	6.86	1.98	9	6.56	3.05	12	6.33	3.06	34	6.41	2.62
The World Bank ensures consistency and continuity through staff changes	41	5.10	2.14	6	5.00	3.10	10	4.60	2.84	26	5.38	2.52
The World Bank's teams and visits are well coordinated	51	6.43	2.14	9	7.11	2.98	12	6.42	3.32	28	6.14	2.34
Where country systems are adequate, the World Bank makes appropriate use of them	39	6.46	2.27	8	7.13	2.70	12	7.00	2.98	26	6.46	2.63
The World Bank provides effective implementation support	54	6.50	2.08	9	6.56	3.13	14	6.07	3.05	31	6.39	2.54

	Which best represents your geographic location?											
	Moroni			Other Grande Comore			Moheli			Anjouan		
	N	Mean	SD	N	Mean	SD	N	Mean	SD	N	Mean	SD
To what extent do you believe the World Bank is adequately staffed in Comoros?	61	3.80	2.12	7	3.29	2.21	11	3.00	1.73	24	4.63	2.46

(1-To no degree at all, 10-To a very significant degree)

### F. The Future Role of the World Bank in Comoros

	Which best represents your geographic location?											
	Moroni			Other Grande Comore			Moheli			Anjouan		
	N	Mean	SD	N	Mean	SD	N	Mean	SD	N	Mean	SD
How significant a role do you believe the World Bank SHOULD play in Comoros' development in the near future?	66	8.21	1.60	9	7.33	2.69	15	6.87	2.72	34	8.24	1.95

(1-Not a significant role at all, 10- Very significant role)

Which of the following SHOULD the World Bank do to make itself of greater value in Comoros? (Choose no more than TWO)

Percentage of Respondents (Responses Combined)	Moroni	Other Grande Comore	Moheli	Anjouan
Improve the quality of its experts as related to Comoros' specific challenges	27.7%	33.3%	26.7%	33.3%
Reduce the complexity of obtaining World Bank financing	46.2%	55.6%	46.7%	42.4%
Focus primarily on advocacy issues	6.2%	0.0%	13.3%	12.1%
Improve the competitiveness of its financing compared to markets	10.8%	11.1%	26.7%	12.1%
Reach out more to groups outside of government	38.5%	22.2%	33.3%	36.4%
Ensure greater selectivity in its work	4.6%	0.0%	0.0%	6.1%
Provide more adequate data/knowledge/statistics/figures on Comoros' economy	13.8%	11.1%	20.0%	9.1%
Offer more innovative financial products	9.2%	22.2%	0.0%	15.2%
Offer more innovative knowledge services	4.6%	11.1%	0.0%	3.0%
Work faster	7.7%	33.3%	6.7%	9.1%
Increase the level of World Bank staffing in Comoros' office	21.5%	0.0%	26.7%	15.2%
Other	1.5%	0.0%	0.0%	3.0%



### F. The Future Role of the World Bank in Comoros (continued)

Below is a list of development priorities in Comoros. Which THREE areas below would benefit most from the World Bank playing a leading role among international partners in Comoros? (Choose no more than THREE)

Percentage of Respondents (Responses Combined)	Moroni	Other Grande Comore	Moheli	Anjouan
Building capacity of state institutions	38.8%	66.7%	53.3%	37.1%
Strengthening public financial management	58.2%	44.4%	80.0%	48.6%
Strengthening conflict resolution mechanisms	1.5%	0.0%	6.7%	11.4%
Increasing access to justice systems	38.8%	33.3%	26.7%	28.6%
Strengthening security mechanisms	4.5%	0.0%	6.7%	5.7%
Reducing violence	6.0%	0.0%	0.0%	0.0%
Increasing access to basic services	38.8%	33.3%	20.0%	37.1%
Building social safety nets	9.0%	0.0%	0.0%	8.6%
Generating jobs	56.7%	88.9%	66.7%	51.4%
Improving livelihoods	17.9%	11.1%	13.3%	28.6%
Increasing cohesion	3.0%	0.0%	0.0%	0.0%
Stimulating dialogue to promote peace and stability	6.0%	0.0%	20.0%	20.0%
Support regional collaboration and integration	11.9%	11.1%	6.7%	20.0%

Below is a list of development priorities in Comoros. Which THREE areas below would benefit most from other donors in Comoros? (Choose no more than THREE)

Percentage of Respondents (Responses Combined)	Moroni	Other Grande Comore	Moheli	Anjouan
Building capacity of state institutions	52.2%	33.3%	21.4%	37.1%
Strengthening public financial management	23.9%	44.4%	35.7%	28.6%
Strengthening conflict resolution mechanisms	19.4%	11.1%	28.6%	28.6%
Increasing access to justice systems	25.4%	33.3%	0.0%	25.7%
Strengthening security mechanisms	26.9%	22.2%	14.3%	20.0%
Reducing violence*	1.5%	22.2%	42.9%	14.3%
Increasing access to basic services	34.3%	11.1%	42.9%	22.9%
Building social safety nets	6.0%	0.0%	0.0%	14.3%
Generating jobs	28.4%	11.1%	7.1%	37.1%
Improving livelihoods	19.4%	33.3%	28.6%	17.1%
Increasing cohesion*	11.9%	11.1%	42.9%	14.3%
Stimulating dialogue to promote peace and stability	11.9%	11.1%	21.4%	17.1%
Support regional collaboration and integration	25.4%	33.3%	14.3%	20.0%

\*Significantly different between locations

### G. Communication and Information Sharing

How do you get most of your information about economic and social development issues in Comoros?

(Choose no more than TWO)

Percentage of Respondents (Responses Combined)	Moroni	Other Grande Comore	Moheli	Anjouan
Local newspapers	76.1%	77.8%	71.4%	57.1%
International newspapers	6.0%	0.0%	0.0%	5.7%
Local radio	11.9%	22.2%	21.4%	25.7%
International radio	9.0%	0.0%	0.0%	14.3%
Local television	14.9%	22.2%	35.7%	17.1%
International television	7.5%	0.0%	7.1%	5.7%
Periodicals	4.5%	0.0%	0.0%	11.4%
Internet	47.8%	33.3%	50.0%	42.9%
Social media	4.5%	0.0%	0.0%	0.0%
Blogs	3.0%	0.0%	0.0%	2.9%
Mobile phones*	0.0%	11.1%	7.1%	0.0%
Instant messaging	3.0%	0.0%	0.0%	0.0%
Other	6.0%	22.2%	0.0%	5.7%

\*Significantly different between locations

How would you prefer to receive information from the World Bank? (Choose no more than TWO)

Percentage of Respondents (Responses Combined)	Moroni	Other Grande Comore	Moheli	Anjouan
World Bank website	40.3%	33.3%	60.0%	34.3%
Direct contact with World Bank	49.3%	55.6%	60.0%	34.3%
e-newsletters	16.4%	0.0%	0.0%	8.6%
Instant messaging	7.5%	0.0%	20.0%	11.4%
World Bank seminars/workshops/conferences	41.8%	77.8%	40.0%	62.9%
World Bank publications and other written materials	32.8%	22.2%	0.0%	31.4%
Mobile phones	4.5%	0.0%	0.0%	2.9%
Social media	4.5%	0.0%	13.3%	8.6%
Blogs	0.0%	0.0%	0.0%	2.9%
Other	1.5%	0.0%	6.7%	0.0%

Are you aware of the World Bank's Access to Information Policy under which the Bank will now disclose any information in its possession that is not on a list of exceptions?

Percentage of Respondents	Moroni	Other Grande Comore	Moheli	Anjouan
Yes	22.7%	11.1%	33.3%	14.3%
No	77.3%	88.9%	66.7%	85.7%

Have you requested information from the World Bank on its activities in the past year?\*

Percentage of Respondents	Moroni	Other Grande Comore	Moheli	Anjouan
Yes	31.8%	44.4%	6.7%	14.3%
No	68.2%	55.6%	93.3%	85.7%

\*Significantly different between locations

Were you able to obtain this information?

Percentage of Respondents	Moroni	Other Grande Comore	Moheli	Anjouan
Yes	77.3%	50.0%	100.0%	33.3%
No	22.7%	50.0%	0.0%	66.7%

Do you have access to the Internet?

Percentage of Respondents	Moroni	Other Grande Comore	Moheli	Anjouan
Yes	97.0%	88.9%	80.0%	88.6%
No	3.0%	11.1%	20.0%	11.4%

Do you use/have used the World Bank website?\*

Percentage of Respondents	Moroni	Other Grande Comore	Moheli	Anjouan
Yes	53.7%	33.3%	13.3%	31.4%
No	46.3%	66.7%	86.7%	68.6%

\*Significantly different between locations

### G. Communication and Information Sharing (continued)

Which do you primarily use?

Percentage of Respondents	Moroni	Other Grande Comore	Moheli	Anjouan
The World Bank's country website	25.0%	66.7%	100.0%	41.7%
The World Bank's main website	75.0%	33.3%	0.0%	58.3%

Which Internet connection do you use primarily when visiting a World Bank website?

Percentage of Respondents	Moroni	Other Grande Comore	Moheli	Anjouan
High speed	69.4%	100.0%	50.0%	36.4%
Dial-up	30.6%	0.0%	50.0%	63.6%

Please rate how much you agree with the following statements.

(1-Strongly disagree, 10-Strongly agree)

	Which best represents your geographic location?											
	Moroni			Other Grande Comore			Moheli			Anjouan		
	N	Mean	SD	N	Mean	SD	N	Mean	SD	N	Mean	SD
I use/consult World Bank data more currently than I did a few years ago	61	4.79	2.50	9	4.11	2.37	11	5.27	3.10	29	4.90	2.68
I find the World Bank websites easy to navigate.	34	6.29	2.10	3	5.00	2.65	2	8.50	2.12	9	6.00	1.22
I find the information on the World Bank's websites useful.	34	7.35	1.72	3	7.00	2.65	2	9.00	1.41	8	6.13	.83
When I need information from the World Bank I know how to find it	53	5.87	2.17	4	4.50	1.29	9	5.44	3.28	21	4.67	1.65
The World Bank is responsive to my information requests and inquiries	44	5.64	2.49	4	5.25	1.26	11	4.91	3.51	21	3.90	2.81

### H. Background Information

Currently, do you professionally collaborate/work with the World Bank in your country?\*

Percentage of Respondents	Moroni	Other Grande Comore	Moheli	Anjouan
Yes	62.7%	75.0%	46.7%	29.4%
No	37.3%	25.0%	53.3%	70.6%

\*Significantly different between locations

Which of the following describes most of your exposure to the World Bank in Comoros? (Choose no more than TWO)

Percentage of Respondents (Responses Combined)	Moroni	Other Grande Comore	Moheli	Anjouan
Observer*	15.4%	12.5%	23.1%	58.8%
Use World Bank reports/data	38.5%	25.0%	30.8%	17.6%
Engage in World Bank related/sponsored events/activities*	24.6%	37.5%	69.2%	17.6%
Collaborate as part of my professional duties	63.1%	75.0%	30.8%	44.1%
Use World Bank website for information, data, research, etc.	21.5%	12.5%	23.1%	17.6%

\*Significantly different between locations

## Appendix D: Indicator Questions as a Function of Exposure to the Bank

Indicator Question	Currently, do you professionally collaborate/work with the World Bank in your country?		Which of the following describes most of your exposure to the World Bank in Comoros? (Choose no more than TWO)									
	No Mean	Yes Mean	Observer		Use WB reports/data		Engage in WB activities		Collaborate		Use WB website	
			No Mean	Yes Mean	No Mean	Yes Mean	No Mean	Yes Mean	No Mean	Yes Mean	No Mean	Yes Mean
Overall, please rate your impression of the World Bank's effectiveness in Comoros?	5.29	5.81	5.63	5.69	5.36	6.26	5.71	5.48	5.79	5.53	5.80	5.05
To what extent do you believe the World Bank's staff is well prepared to help Comoros solve its most complicated development challenges?	5.63	6.18	5.85	6.19	5.89	6.03	6.00	5.77	6.09	5.82	5.95	5.86
Overall the World Bank currently plays a relevant role in development in Comoros	6.02	7.11	6.74	6.42	6.24	7.54	6.62	6.73	6.88	6.47	6.72	6.35
The World Bank's work is aligned with what I consider the development priorities for Comoros	5.07	6.34	5.78	5.94	5.58	6.37	5.85	5.75	5.90	5.76	6.03	5.04
Responsiveness	5.20	6.15	5.71	5.74	5.66	5.84	5.83	5.44	5.62	5.79	5.80	5.39
Openness	5.47	6.40	6.20	5.84	5.74	6.80	6.21	5.86	5.91	6.26	6.35	5.23
Collaboration with groups outside of the Government	4.91	6.15	5.79	4.97	5.31	6.06	5.48	5.75	5.44	5.67	5.52	5.70
Collaboration with the Government	7.75	7.83	7.65	7.93	7.42	8.35	7.73	7.71	8.15	7.39	7.87	7.18
Collaboration with other donors	6.88	7.06	6.82	7.20	6.67	7.52	7.25	6.15	6.92	6.92	6.89	7.05
To what extent does the World Bank's work help to achieve development results in Comoros?	5.30	6.15	5.75	5.97	5.71	6.03	5.89	5.63	5.83	5.79	5.86	5.63
To what extent does the World Bank help to build/strengthen existing country systems?	5.60	6.61	6.28	5.96	5.99	6.68	6.14	6.35	6.37	6.08	6.13	6.46
The World Bank's financial instruments meet the needs of Comoros	5.28	6.00	5.69	5.74	5.64	5.88	5.78	5.50	6.00	5.47	5.66	5.87
The World Bank meets Comoros' needs for knowledge services	5.19	5.44	5.37	5.36	5.33	5.46	5.49	5.06	5.40	5.34	5.29	5.67
The World Bank's knowledge work and activities are adaptable to Comoros' specific development challenges and country circumstances	5.58	6.88	6.49	6.07	6.24	6.62	6.38	6.34	6.27	6.46	6.39	6.29
Overall, how significant a contribution do you believe the World Bank's knowledge work and activities make to development results in your country?	6.57	6.69	6.64	6.86	6.46	7.23	6.72	6.64	6.82	6.60	6.75	6.48
Overall, how would you rate the technical quality of the World Bank's knowledge work and activities?	5.98	6.36	6.09	6.60	6.01	6.69	6.34	5.94	6.31	6.16	6.24	6.18
Where country systems are adequate, the World Bank makes appropriate use of them	6.15	6.91	6.67	6.75	6.71	6.64	6.67	6.74	6.95	6.48	6.91	5.88

Yellow highlight indicates significant difference between Yes and No mean.

## Appendix E: Comoros FY 2013 Questionnaire



### **World Bank Client Survey FY13 – Comoros**

The World Bank is interested in gauging the views of clients and partners who are either involved in development in Comoros or who observe activities related to social and economic development. The following survey is meant to give the World Bank's team that works in Comoros, greater insight into how the Bank's work is perceived. This is one tool the World Bank uses to assess the views of its critical stakeholders. With this understanding, the World Bank hopes to develop more effective strategies, outreach and programs that support development in Comoros. The World Bank commissioned an independent firm to oversee the logistics of this effort in Comoros. This ensures anonymity and confidentiality. We hope you'll be candid. To complete the survey, please circle/check the response that most accurately reflects your opinion. If you prefer not to answer a question, please leave it blank.

**PLEASE NOTE: IN SOME CASES THE SURVEY WILL ASK FOR A SPECIFIC NUMBER OF RESPONSES. PLEASE DO NOT CHOOSE ANY MORE THAN REQUESTED. IF MORE RESPONSES ARE CHOSEN, DATA CANNOT BE INCLUDED IN ANALYSIS.**

#### **SECTION A: GENERAL ISSUES FACING COMOROS**

<b>A1. In general would you say that Comoros is headed in ... ?</b>	
1	The right direction
2	The wrong direction
3	Not sure

## SECTION A: GENERAL ISSUES

<b>A2. Listed below are a number of development priorities in Comoros.</b>			
<b>Please identify which of the following you consider the most important development priorities in Comoros? (Choose no more than THREE)</b>			
1	Social protection (e.g., pensions, targeted social assistance)	22	Poverty reduction
2	Transport (e.g., roads, bridges, transportation)	23	Food security
3	Security/stabilization/reconstruction	24	Social cohesion
4	Public sector governance/ reform (i.e., government effectiveness, public financial management, public expenditure, fiscal system reform)	25	Statistics, economic monitoring/evaluation and planning
5	Fisheries management and development	26	Climate change (e.g., mitigation, adaptation)
6	Regional collaboration/integration	27	Agricultural development
7	Gender	28	Trade and exports
8	Domestic private sector development	29	Crime and violence
9	Foreign direct investment	30	Revenue/resource sharing between the Union and the islands
10	Water and sanitation	31	Economic growth
11	Energy	32	Law and justice (e.g., judicial system)
12	Regional conflict and tensions	33	Regulatory framework
13	Job creation/employment	34	Communicable/non-communicable diseases
14	Leveraging remittances from the diaspora	35	Economic governance (e.g., state credibility, accountability and transparency)
15	Rural development	36	Basic infrastructure
16	Financial markets	37	Local governance and institutions
17	Urban development	38	Natural resource management (e.g., oil, gas, mining)
18	Environmental sustainability	39	Anti corruption
19	Equality of opportunity (i.e., equity)	40	Disaster management
20	Health	41	Information and communications technology
21	Education		

## SECTION A: GENERAL ISSUES

<b>A3. Poverty reduction is a broad term that encompasses work in many different areas.</b>			
<b>Which THREE areas of development listed below do you believe would contribute most to reducing poverty in Comoros? (Choose no more than THREE)</b>			
1	Water and sanitation	21	Information and communications technology
2	Equality of opportunity (i.e., equity)	22	Security/stabilization/reconstruction
3	Economic growth	23	Anti corruption
4	Statistics, economic monitoring/evaluation and planning	24	Domestic private sector development
5	Climate change (e.g., mitigation, adaptation)	25	Economic governance (e.g., state credibility, accountability and transparency)
6	Regional conflict and tensions	26	Foreign direct investment
7	Regional collaboration/integration	27	Energy
8	Gender	28	Public sector governance/ reform (i.e., government effectiveness, public financial management, public expenditure, fiscal system reform)
9	Rural development	29	Social cohesion
10	Urban development	30	Education
11	Regulatory framework	31	Natural resource management (e.g., oil, gas, mining)
12	Revenue/resource sharing between the Union and the islands	32	Environmental sustainability
13	Local governance and institutions	33	Leveraging remittances from the diaspora
14	Basic infrastructure	34	Health
15	Social protection (e.g., pensions, targeted social assistance)	35	Agricultural development
16	Law and justice (e.g., judicial system)	36	Disaster management
17	Transport (e.g., roads, bridges, transportation)	37	Job creation/employment
18	Crime and violence	38	Financial markets
19	Fisheries management and development	39	Trade and exports
20	Communicable/non-communicable diseases	40	Food security

**SECTION A: GENERAL ISSUES**

<b>A4. Economic growth can be driven by a number of factors.</b>			
<b>Which THREE areas below do you believe would contribute most to generating economic growth in Comoros? (Choose no more than THREE)</b>			
1	Energy	21	Public sector governance/ reform (i.e., government effectiveness, public financial management, public expenditure, fiscal system reform)
2	Gender	22	Domestic private sector development
3	Equality of opportunity (i.e., equity)	23	Job creation/employment
4	Regional collaboration/integration	24	Agricultural development
5	Social protection (e.g., pensions, targeted social assistance)	25	Food security
6	Climate change (e.g., mitigation, adaptation)	26	Transport (e.g., roads, bridges, transportation)
7	Anti corruption	27	Economic governance (e.g., state credibility, accountability and transparency)
8	Revenue/resource sharing between the Union and the islands	28	Security/stabilization/reconstruction
9	Disaster management	29	Education
10	Regional conflict and tensions	30	Natural resource management (e.g., oil, gas, mining)
11	Rural development	31	Environmental sustainability
12	Foreign direct investment	32	Health
13	Urban development	33	Fisheries management and development
14	Water and sanitation	34	Basic infrastructure
15	Trade and exports	35	Law and justice (e.g., judicial system)
16	Information and communications technology	36	Local governance and institutions
17	Regulatory framework	37	Crime and violence
18	Communicable/non-communicable diseases	38	Financial markets
19	Statistics, economic monitoring/evaluation and planning	39	Leveraging remittances from the diaspora
20	Social cohesion		

**PLEASE NOTE: IN SOME CASES THE SURVEY WILL ASK FOR A SPECIFIC NUMBER OF RESPONSES. PLEASE DO NOT CHOOSE ANY MORE THAN REQUESTED. IF MORE RESPONSES ARE CHOSEN, DATA CANNOT BE INCLUDED IN ANALYSIS.**



**SECTION B: OVERALL ATTITUDES TOWARD THE WORLD BANK**

<b>B1. How familiar are you with the work of the World Bank in Comoros, on a ten point scale?</b>									
1	2	3	4	5	6	7	8	9	10
Not familiar at all					Extremely familiar				

<b>B2. Overall, please rate your impression of the World Bank's effectiveness in Comoros, on a ten point scale?</b>										
1	2	3	4	5	6	7	8	9	10	<input type="checkbox"/>
Not effective at all								Very effective		Don't know

<b>B3. To what extent do you believe the World Bank's staff is well prepared (e.g., skills and knowledge) to help Comoros solve its most complicated development challenges, on a ten point scale?</b>										
1	2	3	4	5	6	7	8	9	10	<input type="checkbox"/>
To no degree at all								To a very significant degree		Don't know

**B4. When thinking about how the World Bank can have the most impact on development results in Comoros, in which sectoral areas do you believe the World Bank should focus most of its attention and resources in Comoros? (Choose no more than THREE)**

1	Social protection (e.g., pensions, targeted social assistance)	22	Regional conflict and tensions
2	Security/stabilization/reconstruction	23	Health
3	Public sector governance/ reform (i.e., government effectiveness, public financial management, public expenditure, fiscal system reform)	24	Education
4	Transport (e.g., roads, bridges, transportation)	25	Statistics, economic monitoring/evaluation and planning
5	Fisheries management and development	26	Food security
6	Poverty reduction	27	Climate change (e.g., mitigation, adaptation)
7	Regional collaboration/integration	28	Agricultural development
8	Gender	29	Trade and exports
9	Crime and violence	30	Economic growth
10	Rural development	31	Revenue/resource sharing between the Union and the islands
11	Domestic private sector development	32	Law and justice (e.g., judicial system)
12	Foreign direct investment	33	Local governance and institutions
13	Water and sanitation	34	Regulatory framework
14	Energy	35	Communicable/non-communicable diseases
15	Social cohesion	36	Basic infrastructure
16	Leveraging remittances from the diaspora	37	Economic governance (e.g., state credibility, accountability and transparency)
17	Job creation/employment	38	Natural resource management (e.g., oil, gas, mining)
18	Financial markets	39	Information and communications technology
19	Urban development	40	Anti corruption
20	Environmental sustainability	41	Disaster management
21	Equality of opportunity (i.e., equity)		

**SECTION B: OVERALL ATTITUDES TOWARD THE WORLD BANK**

<b>B5. When thinking about the World Bank's role, which activity do you believe is of greatest VALUE and which activity is of second greatest value in Comoros?</b>			
		<b>Greatest Value (Choose only ONE)</b>	<b>Second Greatest Value (Choose only ONE)</b>
1	Financial resources: investment lending	<input type="checkbox"/>	<input type="checkbox"/>
2	Financial resources: policy based lending / budget support to the Government	<input type="checkbox"/>	<input type="checkbox"/>
3	Mobilizing third party financial resources	<input type="checkbox"/>	<input type="checkbox"/>
4	Technical assistance	<input type="checkbox"/>	<input type="checkbox"/>
5	Policy advice	<input type="checkbox"/>	<input type="checkbox"/>
6	Donor coordination	<input type="checkbox"/>	<input type="checkbox"/>
7	Data	<input type="checkbox"/>	<input type="checkbox"/>
8	Training/capacity building	<input type="checkbox"/>	<input type="checkbox"/>
9	Studies/analyses	<input type="checkbox"/>	<input type="checkbox"/>
10	Convening/facilitating	<input type="checkbox"/>	<input type="checkbox"/>
11	Linkage to non-Bank expertise (e.g., South-South knowledge sharing)	<input type="checkbox"/>	<input type="checkbox"/>
12	Strategy formulation (e.g., PRSP assistance)	<input type="checkbox"/>	<input type="checkbox"/>
13	Other (please specify): _____	<input type="checkbox"/>	<input type="checkbox"/>

<b>B6. Which of the following do you identify as the World Bank's greatest WEAKNESSES in its work in Comoros? (Choose no more than TWO)</b>	
1	Staff too inaccessible
2	Not exploring alternative policy options
3	Not adequately sensitive to political/social realities in Comoros
4	Not enough public disclosure of its work
5	Arrogant in its approach
6	Not aligned with country priorities
7	The credibility of its knowledge/data
8	Not willing to honestly criticize policies and reform efforts in the country
9	Too influenced by developed countries
10	Imposing technocratic solutions without regard to political realities
11	World Bank processes too slow and complex
12	Too bureaucratic in its operational policies and procedures
13	Not aligned with other donors' work
14	Not collaborating enough with non-state actors
15	Not client focused
16	Its advice and strategies do not lend themselves to practical problem solving
17	Not focused enough on issues that are unique to post-conflict countries
18	Inadequate number of World Bank staff members located in the country
19	Other (please specify): _____

**SECTION B: OVERALL ATTITUDES TOWARD THE WORLD BANK****B7. Which World Bank instruments do you believe are the MOST effective in reducing poverty in Comoros? (Choose no more than TWO)**

1	Capacity development
2	Policy based lending / budget support to the Government
3	Knowledge products/services (analytical work, studies, surveys, etc.)
4	Investment lending (financing specific projects)
5	Technical assistance (advice, best practice, international experience, etc.)
6	Trust Fund management
7	Co-financing arrangements (i.e., with other donors)
8	Sector-wide approaches
9	Emergency Recovery lending
10	Other (please specify): _____
11	Don't know

**B8. To what extent do you believe the World Bank SHOULD seek to influence the global development agenda as related to “global public goods” (e.g., climate change, communicable diseases, international financial systems, trade, etc.), on a ten point scale?**

1	2	3	4	5	6	7	8	9	10	<input type="checkbox"/>
To no degree at all									To a very significant degree	Don't know

**B9. In addition to the regular relations with the national government as its main interlocutor, which TWO of the following groups should the World Bank collaborate with more in your country to ensure better development results there? (Choose no more than TWO)**

1	NGOs
2	Local Government
3	Beneficiaries
4	Private sector
5	Community Based Organizations (CBOs)
6	Donor community
7	Foundations
8	Academia/think tanks/research institutes
9	Parliament
10	Media
11	Faith based organizations
12	UN and regional peace keeping forces
13	Emerging donors
14	UN agencies
15	Regional organizations (e.g., Indian Ocean Rim Association for Regional Cooperation (IOR-ARC), Organization of Islamic Cooperation (OIC))
16	Professional organizations (e.g., Synaco, Snac, ACT, Go Djema)
17	Other (please specify): _____

## SECTION B: OVERALL ATTITUDES TOWARD THE WORLD BANK

**To what extent do you agree with the following statements about the World Bank's work in Comoros, on a ten point scale?**

		Strongly disagree										Strongly agree		Don't know
		1	2	3	4	5	6	7	8	9	10			
<b>B10</b>	Overall the World Bank currently plays a relevant role in development in Comoros	1	2	3	4	5	6	7	8	9	10	<input type="checkbox"/>		
<b>B11</b>	The World Bank's work is aligned with what I consider the development priorities for Comoros	1	2	3	4	5	6	7	8	9	10	<input type="checkbox"/>		
<b>B12</b>	The World Bank supports programs and strategies that are realistic for Comoros	1	2	3	4	5	6	7	8	9	10	<input type="checkbox"/>		
<b>B13</b>	The World Bank treats clients and stakeholders in Comoros with respect	1	2	3	4	5	6	7	8	9	10	<input type="checkbox"/>		

**To what extent is the World Bank an effective development partner in Comoros, in terms of each of the following?**

		To no degree at all										To a very significant degree		Don't know
		1	2	3	4	5	6	7	8	9	10			
<b>B14</b>	Responsiveness	1	2	3	4	5	6	7	8	9	10	<input type="checkbox"/>		
<b>B15</b>	Flexibility (in terms of the institution's products and services)	1	2	3	4	5	6	7	8	9	10	<input type="checkbox"/>		
<b>B16</b>	Flexibility (in terms of changing country circumstances)	1	2	3	4	5	6	7	8	9	10	<input type="checkbox"/>		
<b>B17</b>	Being inclusive	1	2	3	4	5	6	7	8	9	10	<input type="checkbox"/>		
<b>B18</b>	Openness (sharing data and other information)	1	2	3	4	5	6	7	8	9	10	<input type="checkbox"/>		
<b>B19</b>	Staff accessibility	1	2	3	4	5	6	7	8	9	10	<input type="checkbox"/>		
<b>B20</b>	Straightforwardness and honesty	1	2	3	4	5	6	7	8	9	10	<input type="checkbox"/>		
<b>B21</b>	Collaboration with groups outside of the Government (e.g., NGOs, academia, private sector)	1	2	3	4	5	6	7	8	9	10	<input type="checkbox"/>		
<b>B22</b>	Collaboration with the Government	1	2	3	4	5	6	7	8	9	10	<input type="checkbox"/>		
<b>B23</b>	Collaboration with other donors	1	2	3	4	5	6	7	8	9	10	<input type="checkbox"/>		
<b>B24</b>	Follow through over time	1	2	3	4	5	6	7	8	9	10	<input type="checkbox"/>		

**SECTION B: OVERALL ATTITUDES TOWARD THE WORLD BANK**

<b>B25. When World Bank assisted reform efforts fail or are slow to take place, which THREE of the following would you attribute this to? (Choose no more than THREE)</b>	
1	The World Bank works too slowly
2	The Government works inefficiently
3	There is not an adequate level of citizen/civil society participation
4	Poor donor coordination
5	The World Bank does not do adequate follow through/follow-up
6	Lack of/inadequate levels of capacity in Government
7	Political pressures and obstacles
8	Reforms are not well thought out in light of country challenges
9	The World Bank is not sensitive enough to political/social realities on the ground
10	The World Bank's procedures are too complex and not adapted to the local context
11	Ongoing conflict and instability
12	Inadequate funding
13	Other (please specify): _____

**PLEASE NOTE: IN SOME CASES THE SURVEY WILL ASK FOR A SPECIFIC NUMBER OF RESPONSES. PLEASE DO NOT CHOOSE ANY MORE THAN REQUESTED. IF MORE RESPONSES ARE CHOSEN, DATA CANNOT BE INCLUDED IN ANALYSIS.**

## SECTION C: WORLD BANK EFFECTIVENESS AND RESULTS

How effective do you believe the World Bank is in terms of the work it does in the following areas of development in Comoros, on a ten point scale?													
		Not effective at all										Very effective	Don't know
		1	2	3	4	5	6	7	8	9	10		
C1	Anti corruption	1	2	3	4	5	6	7	8	9	10	<input type="checkbox"/>	
C2	Information and communications technology	1	2	3	4	5	6	7	8	9	10	<input type="checkbox"/>	
C3	Transport (e.g., roads, bridges, transportation)	1	2	3	4	5	6	7	8	9	10	<input type="checkbox"/>	
C4	Crime and violence	1	2	3	4	5	6	7	8	9	10	<input type="checkbox"/>	
C5	Regional conflict and tensions	1	2	3	4	5	6	7	8	9	10	<input type="checkbox"/>	
C6	Law and justice (e.g., judicial system)	1	2	3	4	5	6	7	8	9	10	<input type="checkbox"/>	
C7	Urban development	1	2	3	4	5	6	7	8	9	10	<input type="checkbox"/>	
C8	Environmental sustainability	1	2	3	4	5	6	7	8	9	10	<input type="checkbox"/>	
C9	Regulatory framework	1	2	3	4	5	6	7	8	9	10	<input type="checkbox"/>	
C10	Basic infrastructure	1	2	3	4	5	6	7	8	9	10	<input type="checkbox"/>	
C11	Communicable/non-communicable diseases	1	2	3	4	5	6	7	8	9	10	<input type="checkbox"/>	
C12	Poverty reduction	1	2	3	4	5	6	7	8	9	10	<input type="checkbox"/>	
C13	Gender	1	2	3	4	5	6	7	8	9	10	<input type="checkbox"/>	
C14	Domestic private sector development	1	2	3	4	5	6	7	8	9	10	<input type="checkbox"/>	
C15	Foreign direct investment	1	2	3	4	5	6	7	8	9	10	<input type="checkbox"/>	
C16	Local governance and institutions	1	2	3	4	5	6	7	8	9	10	<input type="checkbox"/>	
C17	Water and sanitation	1	2	3	4	5	6	7	8	9	10	<input type="checkbox"/>	
C18	Trade and exports	1	2	3	4	5	6	7	8	9	10	<input type="checkbox"/>	
C19	Economic growth	1	2	3	4	5	6	7	8	9	10	<input type="checkbox"/>	
C20	Energy	1	2	3	4	5	6	7	8	9	10	<input type="checkbox"/>	
C21	Disaster management	1	2	3	4	5	6	7	8	9	10	<input type="checkbox"/>	
C22	Public sector governance/ reform (i.e., government effectiveness, public financial management, public expenditure, fiscal system reform)	1	2	3	4	5	6	7	8	9	10	<input type="checkbox"/>	
C23	Job creation/employment	1	2	3	4	5	6	7	8	9	10	<input type="checkbox"/>	
C24	Social cohesion	1	2	3	4	5	6	7	8	9	10	<input type="checkbox"/>	
C25	Financial markets	1	2	3	4	5	6	7	8	9	10	<input type="checkbox"/>	
C26	Equality of opportunity (i.e., equity)	1	2	3	4	5	6	7	8	9	10	<input type="checkbox"/>	
C27	Health	1	2	3	4	5	6	7	8	9	10	<input type="checkbox"/>	
C28	Rural development	1	2	3	4	5	6	7	8	9	10	<input type="checkbox"/>	
C29	Regional collaboration/integration	1	2	3	4	5	6	7	8	9	10	<input type="checkbox"/>	
C30	Food security	1	2	3	4	5	6	7	8	9	10	<input type="checkbox"/>	
C31	Education	1	2	3	4	5	6	7	8	9	10	<input type="checkbox"/>	
C32	Security/stabilization/reconstruction	1	2	3	4	5	6	7	8	9	10	<input type="checkbox"/>	
C33	Social protection (e.g., pensions, targeted social assistance)	1	2	3	4	5	6	7	8	9	10	<input type="checkbox"/>	
C34	Climate change (e.g., mitigation, adaptation)	1	2	3	4	5	6	7	8	9	10	<input type="checkbox"/>	
C35	Agricultural development	1	2	3	4	5	6	7	8	9	10	<input type="checkbox"/>	
C36	Natural resource management (e.g., oil, gas, mining)	1	2	3	4	5	6	7	8	9	10	<input type="checkbox"/>	

## SECTION C: WORLD BANK EFFECTIVENESS AND RESULTS

How effective do you believe the World Bank is in terms of the work it does in the following areas of development in Comoros, on a ten point scale?													
		Not effective at all										Very effective	Don't know
C37	Fisheries management and development	1	2	3	4	5	6	7	8	9	10		<input type="checkbox"/>
C38	Statistics, economic monitoring/evaluation and planning	1	2	3	4	5	6	7	8	9	10		<input type="checkbox"/>
C39	Revenue/resource sharing between the Union and the islands	1	2	3	4	5	6	7	8	9	10		<input type="checkbox"/>
C40	Leveraging remittances from the diaspora	1	2	3	4	5	6	7	8	9	10		<input type="checkbox"/>
C41	Economic governance (e.g., state credibility, accountability and transparency)	1	2	3	4	5	6	7	8	9	10		<input type="checkbox"/>

C42. To what extent does the World Bank's work help to achieve development results in Comoros, on a ten point scale?													
1	2	3	4	5	6	7	8	9	10				<input type="checkbox"/>
To no degree at all									To a very significant degree		Don't know		

C43. To what extent does the World Bank help to build/strengthen existing country systems (e.g., procurement, financial management, etc.) in Comoros, on a ten point scale?													
1	2	3	4	5	6	7	8	9	10				<input type="checkbox"/>
To no degree at all									To a very significant degree		Don't know		

To what extent do you agree with the following statements about the World Bank in Comoros, on a ten point scale?													
		Strongly disagree										Strongly agree	Don't know
C44	The World Bank's financial instruments (i.e., investment lending, Development Policy Loan, Trust Funds, Program 4 Result, etc.) meet the needs of Comoros	1	2	3	4	5	6	7	8	9	10		<input type="checkbox"/>
C45	The World Bank meets Comoros' needs for knowledge services (e.g., research, analysis, data, technical assistance)	1	2	3	4	5	6	7	8	9	10		<input type="checkbox"/>

**PLEASE NOTE: IN SOME CASES THE SURVEY WILL ASK FOR A SPECIFIC NUMBER OF RESPONSES. PLEASE DO NOT CHOOSE ANY MORE THAN REQUESTED. IF MORE RESPONSES ARE CHOSEN, DATA CANNOT BE INCLUDED IN ANALYSIS.**

## SECTION D: THE WORLD BANK'S KNOWLEDGE WORK AND ACTIVITIES (i.e., ANALYSIS, STUDIES, RESEARCH, DATA, REPORTS, CONFERENCES)

<b>D1. How frequently do you consult World Bank knowledge work and activities in the work you do?</b>	
1	Weekly
2	Monthly
3	A few times a year
4	Rarely
5	Never

<b>D2. When thinking about the development challenges in Comoros, where do you believe it would be most valuable for the World Bank to focus its knowledge work and activities in the next few years? (Choose no more than THREE)</b>			
1	Public sector governance/ reform (i.e., government effectiveness, public financial management, public expenditure, fiscal system reform)	22	Education
2	Gender	23	Crime and violence
3	Social cohesion	24	Regional collaboration/integration
4	Domestic private sector development	25	Information and communications technology
5	Foreign direct investment	26	Local governance and institutions
6	Water and sanitation	27	Revenue/resource sharing between the Union and the islands
7	Economic governance (e.g., state credibility, accountability and transparency)	28	Transport (e.g., roads, bridges, transportation)
8	Trade and exports	29	Agricultural development
9	Energy	30	Natural resource management (e.g., oil, gas, mining)
10	Regional conflict and tensions	31	Job creation/employment
11	Disaster management	32	Health
12	Social protection (e.g., pensions, targeted social assistance)	33	Statistics, economic monitoring/evaluation and planning
13	Leveraging remittances from the diaspora	34	Economic growth
14	Climate change (e.g., mitigation, adaptation)	35	Rural development
15	Poverty reduction	36	Food security
16	Law and justice (e.g., judicial system)	37	Environmental sustainability
17	Security/stabilization/reconstruction	38	Regulatory framework
18	Anti corruption	39	Basic infrastructure
19	Financial markets	40	Fisheries management and development
20	Equality of opportunity (i.e., equity)	41	Communicable/non-communicable diseases
21	Urban development		



## SECTION D: THE WORLD BANK'S KNOWLEDGE WORK AND ACTIVITIES (i.e., ANALYSIS, STUDIES, RESEARCH, DATA, REPORTS, CONFERENCES)

In Comoros, how effective do you believe the World Bank's knowledge work and activities are at:													
		Not effective at all										Very effective	Don't know
D3	Enhancing your knowledge and/or skills	1	2	3	4	5	6	7	8	9	10	<input type="checkbox"/>	
D4	Contributing to good policy making	1	2	3	4	5	6	7	8	9	10	<input type="checkbox"/>	
D5	Providing support for program implementation	1	2	3	4	5	6	7	8	9	10	<input type="checkbox"/>	

In Comoros, to what extent do you believe that the World Bank's knowledge work and activities:													
		To no degree at all										To a very significant degree	Don't know
D6	Are timely	1	2	3	4	5	6	7	8	9	10	<input type="checkbox"/>	
D7	Include appropriate level of stakeholder involvement during preparation	1	2	3	4	5	6	7	8	9	10	<input type="checkbox"/>	
D8	Are relevant to Comoros' development priorities	1	2	3	4	5	6	7	8	9	10	<input type="checkbox"/>	
D9	Provide feasible recommendations	1	2	3	4	5	6	7	8	9	10	<input type="checkbox"/>	
D10	Are source of relevant information on global good practices	1	2	3	4	5	6	7	8	9	10	<input type="checkbox"/>	
D11	Are accessible (well written and easy to understand)	1	2	3	4	5	6	7	8	9	10	<input type="checkbox"/>	
D12	Are useful in terms of the work you do	1	2	3	4	5	6	7	8	9	10	<input type="checkbox"/>	
D13	Are adequately disseminated	1	2	3	4	5	6	7	8	9	10	<input type="checkbox"/>	
D14	Are appropriately translated	1	2	3	4	5	6	7	8	9	10	<input type="checkbox"/>	
D15	Are adaptable to Comoros' specific development challenges and country circumstances	1	2	3	4	5	6	7	8	9	10	<input type="checkbox"/>	

D16. Overall, how significant a contribution do you believe the World Bank's knowledge work and activities make to development results in your country, on a ten point scale?												
1	2	3	4	5	6	7	8	9	10	<input type="checkbox"/>		
Not significant at all									Very significant	Don't know		

D17. Overall, how would you rate the technical quality of the World Bank's knowledge work and activities, on a ten point scale?												
1	2	3	4	5	6	7	8	9	10	<input type="checkbox"/>		
Very low technical quality									Very high technical quality	Don't know		

**SECTION E: WORKING WITH THE WORLD BANK**

To what extent do you agree/disagree with the following statements, on a ten point scale?													
		Strongly disagree										Strongly agree	Don't know
		1	2	3	4	5	6	7	8	9	10		
<b>E1</b>	The World Bank disburses funds promptly	1	2	3	4	5	6	7	8	9	10	<input type="checkbox"/>	
<b>E2</b>	The World Bank effectively monitors and evaluates the projects and programs it supports	1	2	3	4	5	6	7	8	9	10	<input type="checkbox"/>	
<b>E3</b>	The World Bank's approvals and reviews are done in a timely fashion	1	2	3	4	5	6	7	8	9	10	<input type="checkbox"/>	
<b>E4</b>	The World Bank's "Safeguard Policy" requirements are reasonable	1	2	3	4	5	6	7	8	9	10	<input type="checkbox"/>	
<b>E5</b>	The World Bank imposes reasonable conditions on its lending	1	2	3	4	5	6	7	8	9	10	<input type="checkbox"/>	
<b>E6</b>	Working with the World Bank increases Comoros' institutional capacity	1	2	3	4	5	6	7	8	9	10	<input type="checkbox"/>	
<b>E7</b>	The World Bank ensures consistency and continuity through staff changes	1	2	3	4	5	6	7	8	9	10	<input type="checkbox"/>	
<b>E8</b>	The World Bank's teams and visits are well coordinated	1	2	3	4	5	6	7	8	9	10	<input type="checkbox"/>	
<b>E9</b>	Where country systems (e.g., procurement, financial management, etc.) are adequate, the World Bank makes appropriate use of them	1	2	3	4	5	6	7	8	9	10	<input type="checkbox"/>	
<b>E10</b>	The World Bank provides effective implementation support (i.e., supervision of projects)	1	2	3	4	5	6	7	8	9	10	<input type="checkbox"/>	

E11. To what extent do you believe the World Bank is adequately staffed in Comoros, on a ten point scale?											
1	2	3	4	5	6	7	8	9	10	<input type="checkbox"/>	
To no degree at all									To a very significant degree	Don't know	

**PLEASE NOTE: IN SOME CASES THE SURVEY WILL ASK FOR A SPECIFIC NUMBER OF RESPONSES. PLEASE DO NOT CHOOSE ANY MORE THAN REQUESTED. IF MORE RESPONSES ARE CHOSEN, DATA CANNOT BE INCLUDED IN ANALYSIS.**

## SECTION F: THE FUTURE ROLE OF THE WORLD BANK IN COMOROS

<b>F1. How significant a role do you believe the World Bank SHOULD play in Comoros' development in the near future, on a ten point scale?</b>											
1	2	3	4	5	6	7	8	9	10	<input type="checkbox"/>	
Not a significant role at all									Very significant role		Don't know

<b>F2. Which of the following SHOULD the World Bank do to make itself of greater value in Comoros? (Choose no more than TWO)</b>	
1	Improve the quality of its experts as related to Comoros' specific challenges
2	Reduce the complexity of obtaining World Bank financing
3	Focus primarily on advocacy issues
4	Improve the competitiveness of its financing compared to markets (e.g., cost, timeliness, and other terms)
5	Reach out more to groups outside of government
6	Ensure greater selectivity in its work
7	Provide more adequate data/knowledge/statistics/figures on Comoros' economy
8	Offer more innovative financial products
9	Offer more innovative knowledge services
10	Work faster
11	Increase the level of World Bank staffing in Comoros' office
12	Other (please specify): _____

<b>F3. Below is a list of development priorities in Comoros. Please answer the following questions:</b>			
<b>Choose no more than THREE for each column</b>		<b>A. Which THREE areas below would benefit most from the World Bank playing a leading role among international partners in Comoros?</b>	<b>B. Which THREE areas below would benefit most from other donors in Comoros?</b>
1	Building capacity of state institutions	<input type="checkbox"/>	<input type="checkbox"/>
2	Strengthening public financial management	<input type="checkbox"/>	<input type="checkbox"/>
3	Strengthening conflict resolution mechanisms	<input type="checkbox"/>	<input type="checkbox"/>
4	Increasing access to justice systems	<input type="checkbox"/>	<input type="checkbox"/>
5	Strengthening security mechanisms	<input type="checkbox"/>	<input type="checkbox"/>
6	Reducing violence	<input type="checkbox"/>	<input type="checkbox"/>
7	Increasing access to basic services	<input type="checkbox"/>	<input type="checkbox"/>
8	Building social safety nets	<input type="checkbox"/>	<input type="checkbox"/>
9	Generating jobs	<input type="checkbox"/>	<input type="checkbox"/>
10	Improving livelihoods	<input type="checkbox"/>	<input type="checkbox"/>
11	Increasing cohesion	<input type="checkbox"/>	<input type="checkbox"/>
12	Stimulating dialogue to promote peace and stability	<input type="checkbox"/>	<input type="checkbox"/>
13	Support regional collaboration and integration	<input type="checkbox"/>	<input type="checkbox"/>

## SECTION G: COMMUNICATION AND INFORMATION SHARING

<b>G1. How do you get most of your information about economic and social development issues in Comoros? (Choose no more than TWO)</b>	
1	Local newspapers
2	International newspapers
3	Local radio
4	International radio
5	Local television
6	International television
7	Periodicals
8	Internet
9	Social media (Facebook, Twitter, Youtube)
10	Blogs
11	Mobile phones
12	Instant messaging
13	Other (please specify): _____

<b>G2. How would you prefer to receive information from the World Bank? (Choose no more than TWO)</b>	
1	World Bank website
2	Direct contact with World Bank (i.e., face to face meetings/discussions)
3	e-newsletters
4	Instant messaging
5	World Bank seminars/workshops/conferences
6	World Bank publications and other written materials
7	Mobile phones
8	Social media (Facebook, Twitter, Youtube)
9	Blogs
10	Other (please specify): _____

<b>G3</b>	Are you aware of the World Bank's Access to Information Policy under which the Bank will now disclose any information in its possession that is not on a list of exceptions?	<b>Yes</b>	<b>No</b>
<b>G4</b>	Have you requested information from the World Bank on its activities in the past year? (If YES please go to Question G5; if NO please go to G6)	<b>Yes</b>	<b>No</b>
<b>G5</b>	Were you able to obtain this information?	<b>Yes</b>	<b>No</b>
<b>G6</b>	Do you have access to the Internet?	<b>Yes</b>	<b>No</b>
<b>G7</b>	Do you use/have you used the World Bank website?	<b>Yes</b>	<b>No</b>

## SECTION G: COMMUNICATION AND INFORMATION SHARING

G8. Which do you primarily use? (Please mark only ONE response)	
1	The World Bank's country website (www.worldbank.org/comoros)
2	The World Bank's main website (www.worldbank.org)

G9. Which Internet connection do you use primarily when visiting a World Bank website?	
1	High speed
2	Dial-up

Please rate how much you agree with the following statements, on a ten point scale.													
		Strongly disagree										Strongly agree	Don't know
		1	2	3	4	5	6	7	8	9	10		
<b>G10</b>	I use/consult World Bank data more currently than I did a few years ago												<input type="checkbox"/>
<b>G11</b>	I find the World Bank websites easy to navigate. <i>(Only answer if you have used a World Bank website)</i>												<input type="checkbox"/>
<b>G12</b>	I find the information on the World Bank's websites useful. <i>(Only answer if you have used a World Bank website)</i>												<input type="checkbox"/>
<b>G13</b>	When I need information from the World Bank I know how to find it (e.g., whom to call, where to reach them, etc.)												<input type="checkbox"/>
<b>G14</b>	The World Bank is responsive to my information requests and inquiries												<input type="checkbox"/>

**PLEASE NOTE: IN SOME CASES THE SURVEY WILL ASK FOR A SPECIFIC NUMBER OF RESPONSES. PLEASE DO NOT CHOOSE ANY MORE THAN REQUESTED. IF MORE RESPONSES ARE CHOSEN, DATA CANNOT BE INCLUDED IN ANALYSIS.**

**SECTION H: BACKGROUND INFORMATION**

<b>H1. Which of the following best describes your current position? (Please mark only ONE response)</b>	
1	Office of the President, Prime Minister
2	Office of Minister
3	Office of Parliamentarian
4	Employee of a Ministry, Ministerial Department or Implementation Agency
5	Consultant/Contractor working on World Bank supported Project/Program
6	Project Management Unit (PMU) overseeing implementation of project
7	Local Government Office or Staff
8	Bilateral Agency
9	Multilateral Agency
10	Private Sector Organization
11	Private Foundation
12	Financial Sector/Private Bank
13	NGO
14	Community Based Organization
15	Media (Press, Radio, TV, Web, etc.)
16	Independent Government Institution (i.e., Regulatory Agency, Central Bank/oversight institution)
17	Trade Union
18	Faith-Based Group
19	Academia/Research Institute/Think Tank
20	Judiciary Branch
21	Other (please specify): _____

<b>H2. Please identify the primary specialization of your work. (Please mark only ONE response)</b>			
1	Agriculture/ rural development / food security	11	Renewable natural resource management (e.g., fishery, forestry, etc.) / environmental sustainability
2	Climate change / disaster management	12	Non-renewable natural resource management (e.g., oil, mining, etc.) / environmental sustainability
3	Education	13	Private sector development / foreign direct investment
4	Energy	14	Public sector governance / public financial management / anti corruption
5	Financial markets / banking	15	Social protection
6	Gender / equality of opportunity	16	Transport
7	Health / communicable/non-communicable diseases	17	Urban development
8	Information and communications technology	18	Water and sanitation
9	Job creation/employment	19	Other (please specify): _____
10	Law and justice / regulatory framework		

**SECTION H: BACKGROUND INFORMATION**

<b>H3. Currently, do you professionally collaborate/work with the World Bank in your country?</b>	
1	Yes
2	No

<b>H4. Which of the following describes most of your exposure to the World Bank in Comoros? (Choose no more than TWO)</b>	
1	Observer (i.e., follow in media, discuss in informal conversations, etc.)
2	Use World Bank reports/data
3	Engage in World Bank related/sponsored events/activities
4	Collaborate as part of my professional duties
5	Use World Bank website for information, data, research, etc.

<b>H5. Which best represents your geographic location?</b>	
1	Moroni
2	Other Grande Comore
3	Moheli
4	Anjouan

**Thank you for completing the survey!**