



Niger

The World Bank
Country Survey FY 2013

Report of Findings
December 2012

Table of Contents

I. Objectives	3
II. Methodology.....	3
III. Demographics of the Sample.....	5
IV. General Issues facing Niger	10
V. Overall Attitudes toward the World Bank	14
VI. Sectoral Effectiveness.....	18
VII. World Bank Knowledge and Instruments	22
VIII. How the World Bank Operates.....	31
IX. The Future Role of the World Bank in Niger	34
X. Communication and Openness.....	37
XI. Appendices.....	44



I. Objectives

This survey was designed to achieve the following objectives:

- Assist the World Bank in gaining a better understanding of how stakeholders in Niger perceive the Bank;
- Obtain systematic feedback from stakeholders in Niger regarding:
 - Their views regarding the general environment in Niger;
 - Their overall attitudes toward the World Bank in Niger;
 - Overall impressions of the World Bank's effectiveness and results, knowledge and research, and communication and information sharing in Niger; and
 - Perceptions of the World Bank's future role in Niger.
- Use data to help inform the Niger country team's strategy.

II. Methodology

In October and November 2012, 300 stakeholders of the World Bank in Niger were invited to provide their opinions on the Bank's assistance to the country by participating in a country survey. Participants in the survey were drawn from among the office of the President or Prime Minister; the office of a Minister; the office of a Parliamentarian; employees of a ministry, ministerial department, or implementation agency; consultants/contractors working on World Bank-supported projects/programs; project management units (PMUs) overseeing implementation of a project; local government officials or staff; bilateral agencies; multilateral agencies; private sector organizations; private foundations; the financial sector/private banks; NGOs; community-based organizations (CBOs); the media; independent government institutions; trade unions; faith-based groups; academia/research institutes/think tanks/students; the judiciary branch; activists or social mobilizers; and beneficiaries of World Bank projects. A total of 194 stakeholders participated in the country survey (65%).

Respondents received questionnaires via courier and returned it accordingly or completed questionnaires with a representative of the fielding agency. Respondents were asked about: general issues facing Niger, their overall attitudes toward the Bank; the World Bank's effectiveness and results; the Bank's knowledge work and activities; working with the World Bank; the Bank's future role in Niger, and the Bank's communication and information sharing.

Every country that engages in the Country Survey must include specific indicator questions that will be aggregated for the Bank's annual Corporate Scorecard. These questions are identified throughout the survey report.

- A. General Issues facing Niger: Respondents were asked to indicate whether Niger was headed in the right or wrong direction, the most important development priorities, and which areas would contribute most to reducing poverty and generating economic growth in Niger.

II. Methodology (continued)

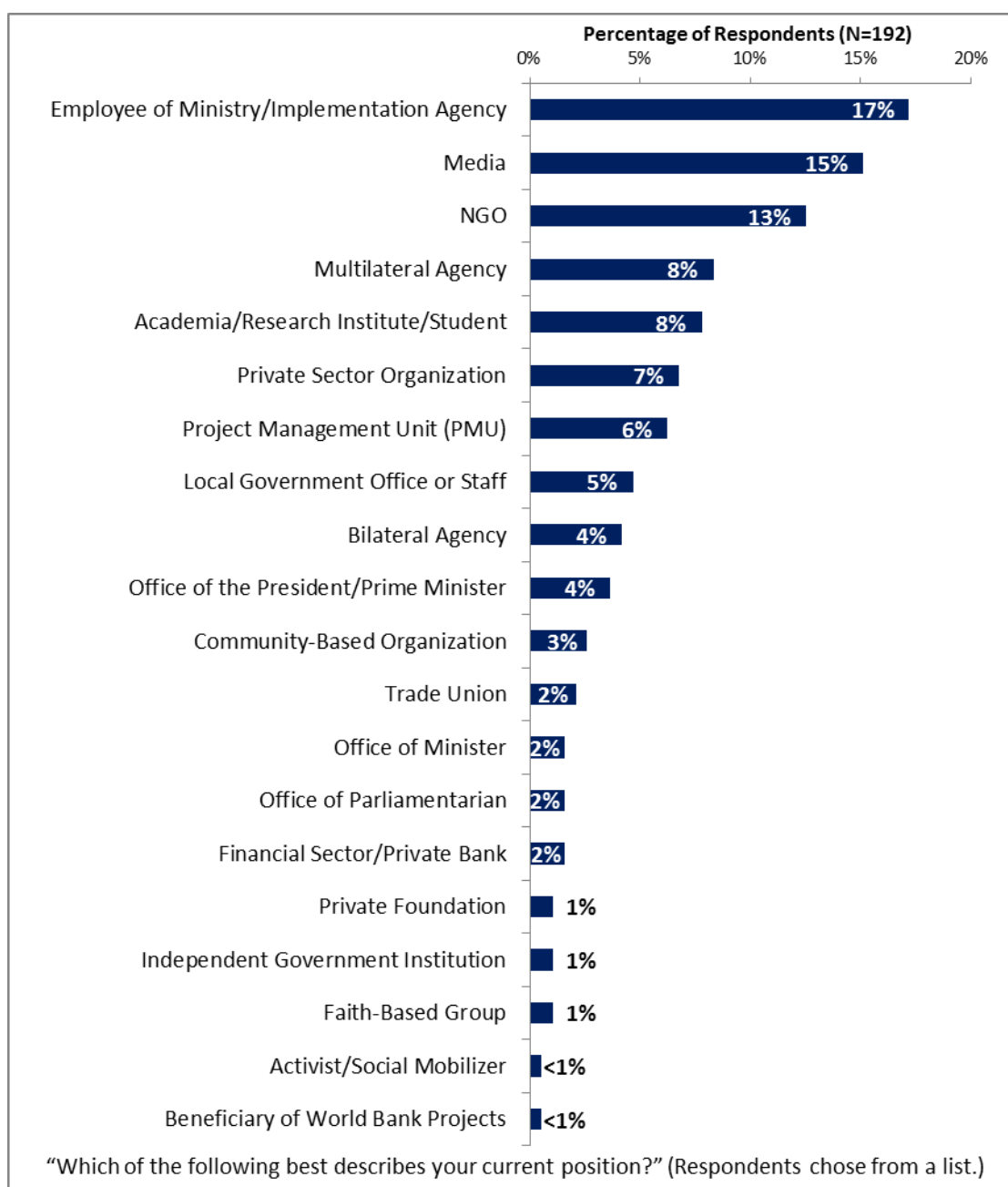
- B. Overall Attitudes toward the World Bank: Respondents were asked to rate their familiarity with the World Bank, the Bank's effectiveness in Niger, Bank staff preparedness, the extent to which the Bank should seek to influence the global development agenda, agreement with various statements regarding the Bank's work, and the extent to which the Bank is an effective development partner. Respondents were also asked to indicate the sectoral areas on which it would be most productive for the Bank to focus its resources, the Bank's greatest values and greatest weaknesses in its work, the most effective instruments in helping to reduce poverty in Niger, with which groups the Bank should work more in Niger, and how they attribute slow or failed reform efforts.
- C. World Bank Effectiveness and Results: Respondents were asked to rate the Bank's level of effectiveness across thirty-four development areas, the extent to which the Bank's work helps achieve sustainable development results in Niger, and the extent to which the Bank meets Niger's need for financial instruments and knowledge services.
- D. The World Bank's Knowledge Work and Activities (i.e., Analysis, Studies, Research, Data, Reports, Conferences): Respondents were asked to indicate how frequently they consult Bank knowledge work and activities in the work they do, the areas on which the Bank should focus its knowledge work and activities, and to rate the effectiveness and quality of the Bank's knowledge work and activities, including how significant a contribution it makes to development results and its technical quality.
- E. Working with the World Bank: Respondents were asked to rate their level of agreement with a series of statements regarding working with the Bank, such as the World Bank's "Safeguard Policy" requirements being reasonable and the Bank disbursing funds promptly.
- F. The Future Role of the World Bank in Niger: Respondents were asked to rate how significant a role the Bank should play in Niger's development in the near future and to indicate what the Bank should do to make itself of greater value in Niger.
- G. Communication and Information Sharing: Respondents were asked to indicate how they get information about economic and social development issues, how they prefer to receive information from the Bank, their access to the Internet, and their usage and evaluation of the Bank's website. Respondents were asked about their awareness of the Bank's Access to Information policy, past information requests from the Bank, and their level of agreement that they use more data from the World Bank as a result of the Bank's Open Data policy. Respondents were also asked to indicate their level of agreement that they know how to find information from the Bank and that the Bank is responsive to information requests.
- H. Background Information: Respondents were asked to indicate their current position, specialization, whether they professionally collaborate with the World Bank, their exposure to the Bank in Niger, and their geographic location.

In addition, when possible, responses from respondents completing this year's country survey were compared to responses from the 616 respondents (70% response rate) who completed the survey in FY 2007. Notations and/or charts are included when these comparisons were possible.

III. Demographics of the Sample

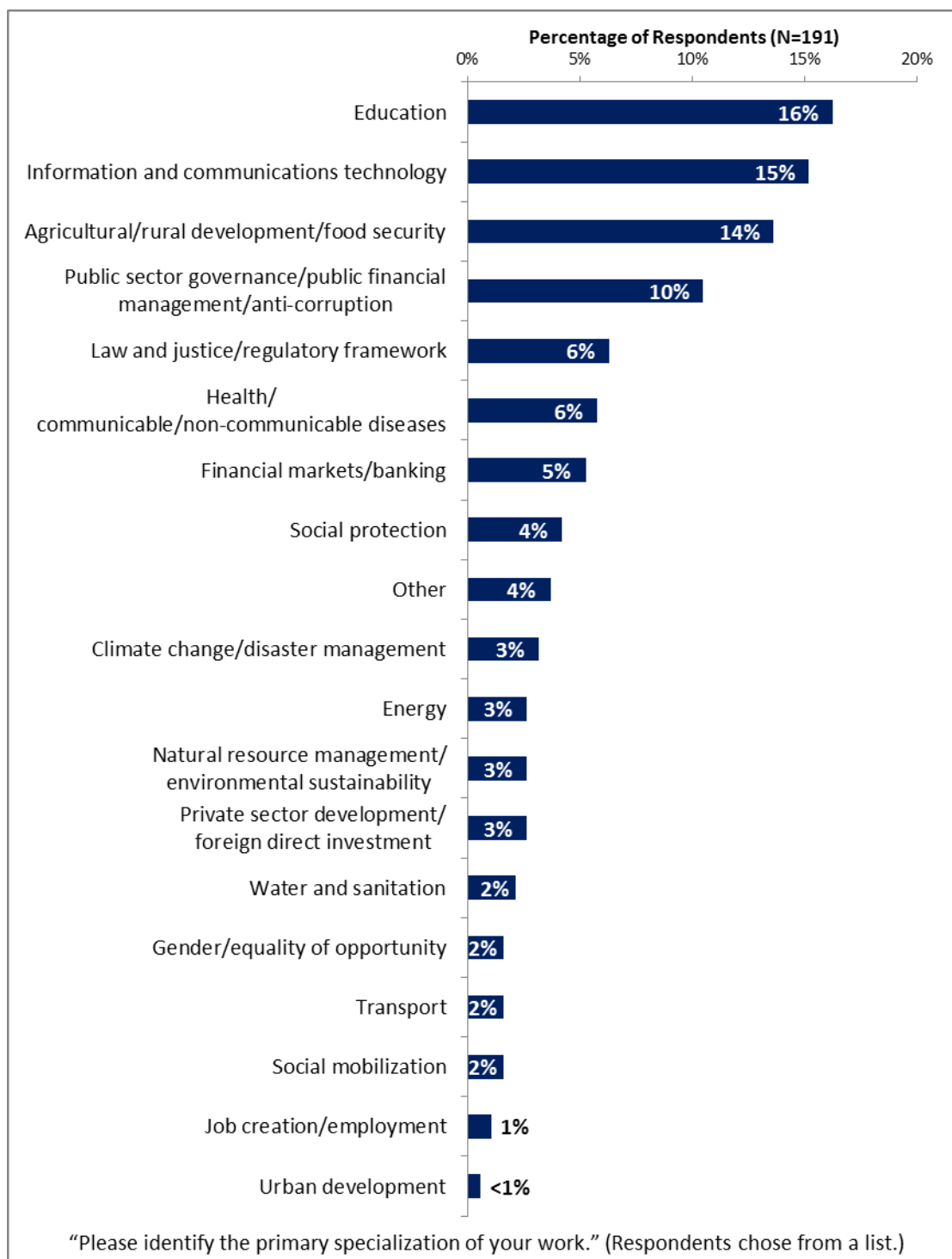
Current Position

- For further analyses, the small number of respondents from the office of a Minister were combined with those from the office of the President/Prime Minister, respondents from multilateral agencies were combined with those from bilateral agencies, respondents from the financial sector/private banks were combined with those from the private sector, respondents from private foundations and CBOs were combined with those from NGOs, and the few respondents from the office of a Parliamentary, independent government institutions, trade unions, faith-based groups, activists/social mobilizers, and beneficiaries of World Bank projects were included in an “Other” category.



III. Demographics of the Sample (continued)

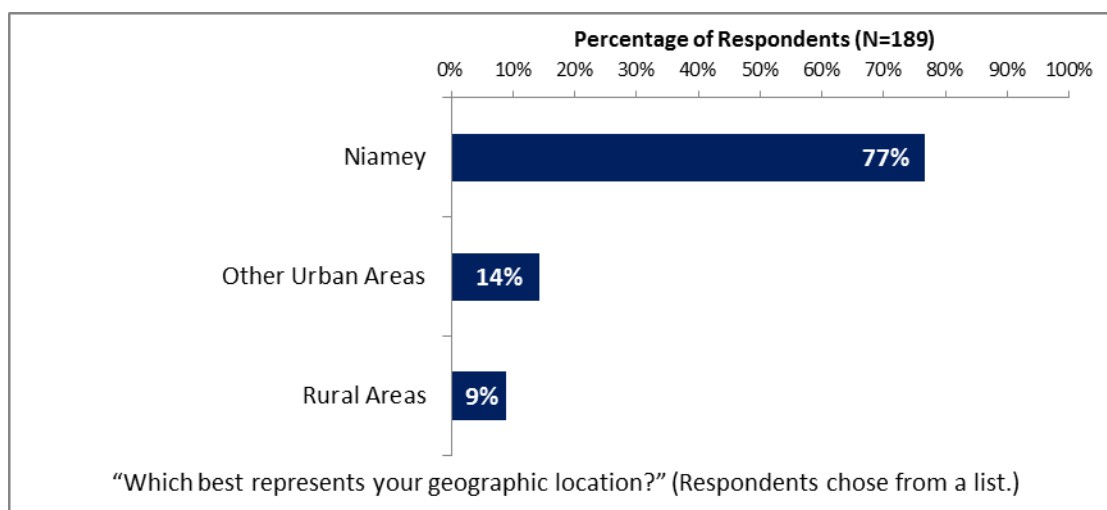
Area of Primary Specialization



III. Demographics of the Sample (continued)

Geographic Location

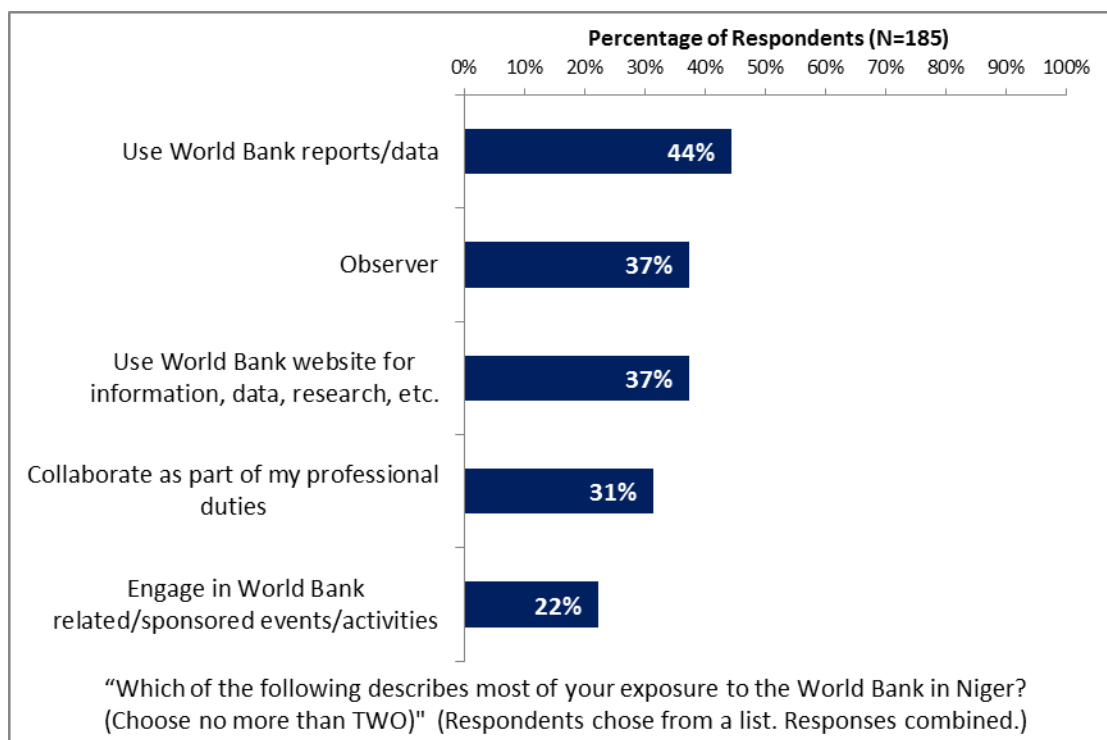
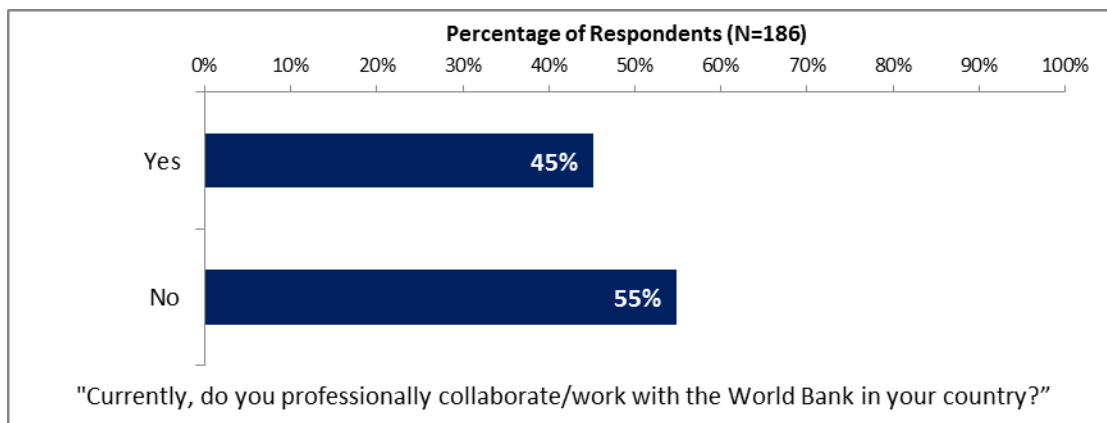
- For further analyses, the small number of respondents from Other Urban Areas and Rural Areas were combined into an “Other Areas” category. Responses across geographic locations for all country survey questions can be found in the Appendix (see page 79). Only significant differences between geographic locations in response to indicator questions will be discussed in the body of this report.



III. Demographics of the Sample (continued)

Collaboration with and Exposure to the World Bank

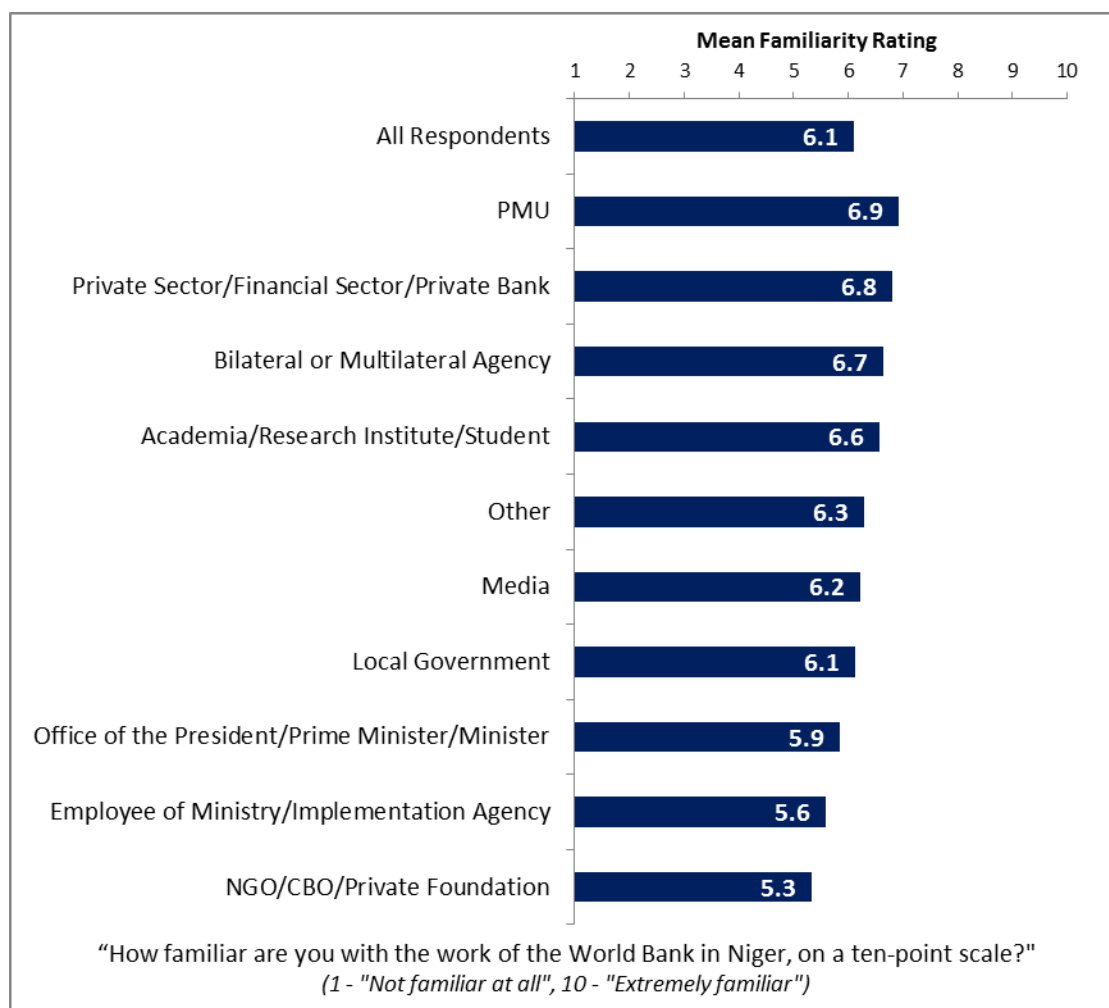
- Differences in responses to the indicator questions, based on levels of collaboration and exposure to the World Bank in Niger, can be found in the Appendix (page 93). Please note that where these two factors appear to have a significant relationship with overall views of the Bank, it is highlighted in yellow in that table.



III. Demographics of the Sample (continued)

Familiarity with the World Bank

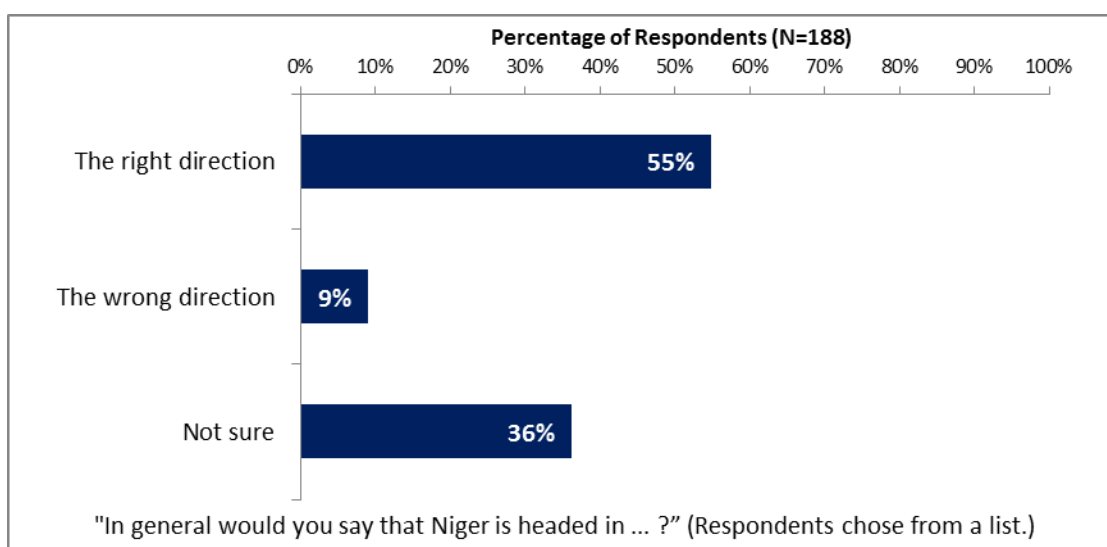
- Across all respondents, familiarity with the Bank received a mean rating of 6.1; this was significantly higher than the mean rating received in the FY '07 country survey (5.1).
 - Respondents across all stakeholder groups and geographic locations had statistically similar levels of familiarity with the Bank.
 - It should be noted that respondents' ratings of familiarity with the Bank were significantly, moderately correlated with their perceptions of the Bank's overall effectiveness in Niger, the Bank's ability to help achieve sustainable development results, and the Bank's relevance to Niger's development.



IV. General Issues facing Niger

Headed in the Right Direction

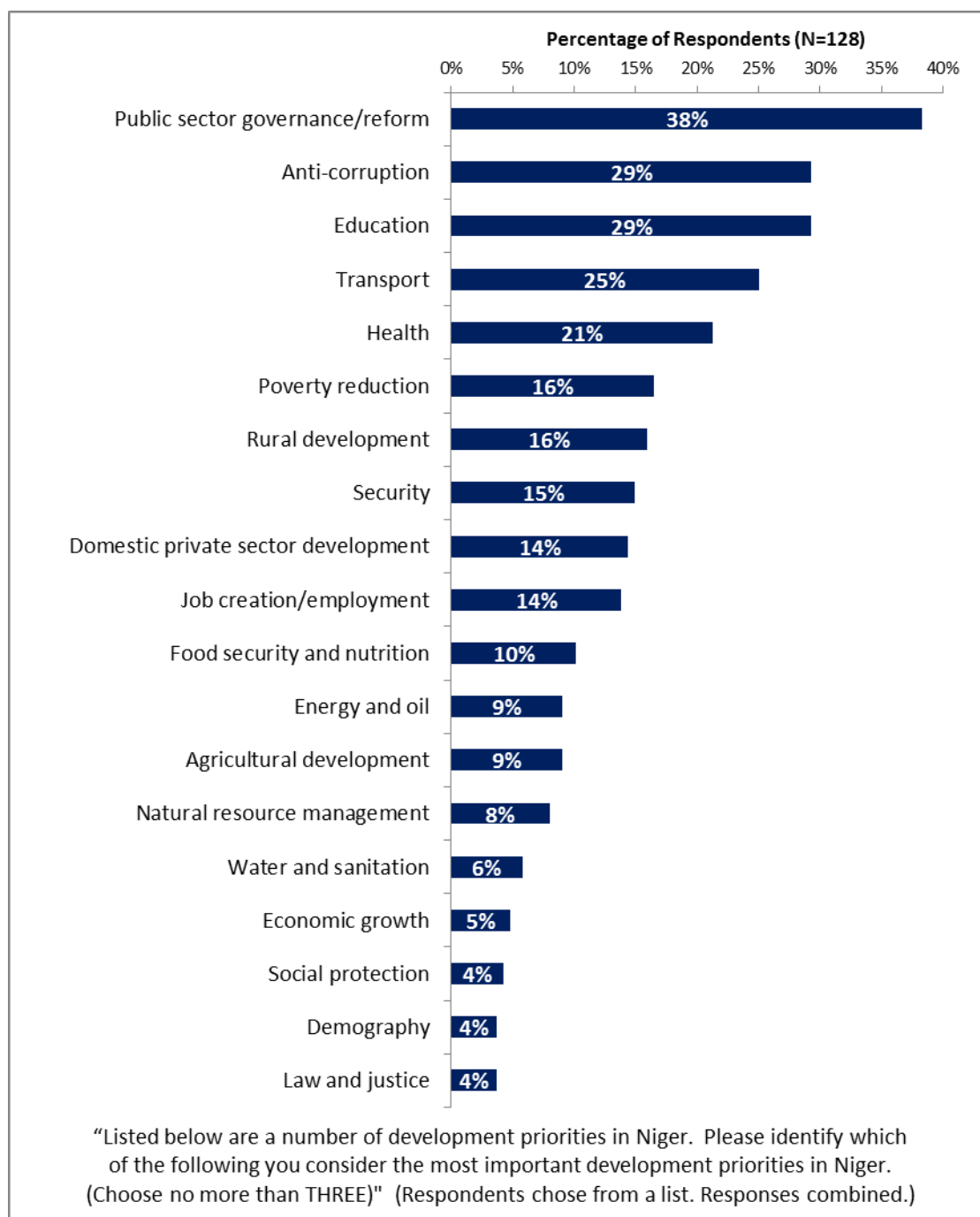
- When asked whether Niger was headed in the right or wrong direction, 55% of respondents indicated that Niger was headed in the right direction.
 - A plurality of respondents from most stakeholder groups indicated that Niger was headed in the right direction, except respondents from NGOs/CBOs/private foundations who were more likely to say that they were not sure whether Niger was headed in the right or wrong direction.



IV. General Issues facing Niger (continued)

Development Priorities

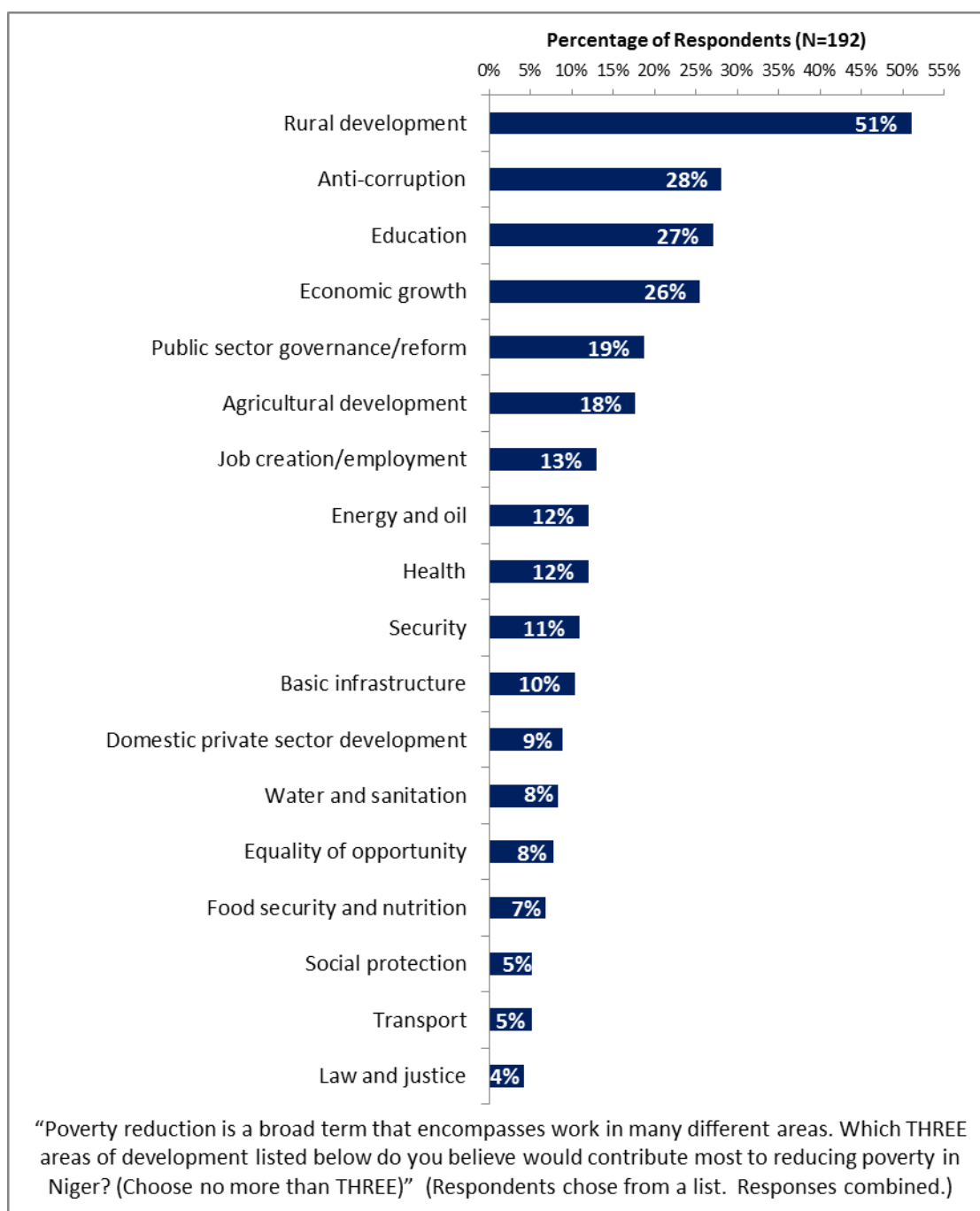
- Respondents in the FY '07 country survey indicated that reducing poverty (31%), government effectiveness/governance (24%), increasing access to education (24%), and economic growth (23%) were the most important development priorities for Niger.



IV. General Issues facing Niger (continued)

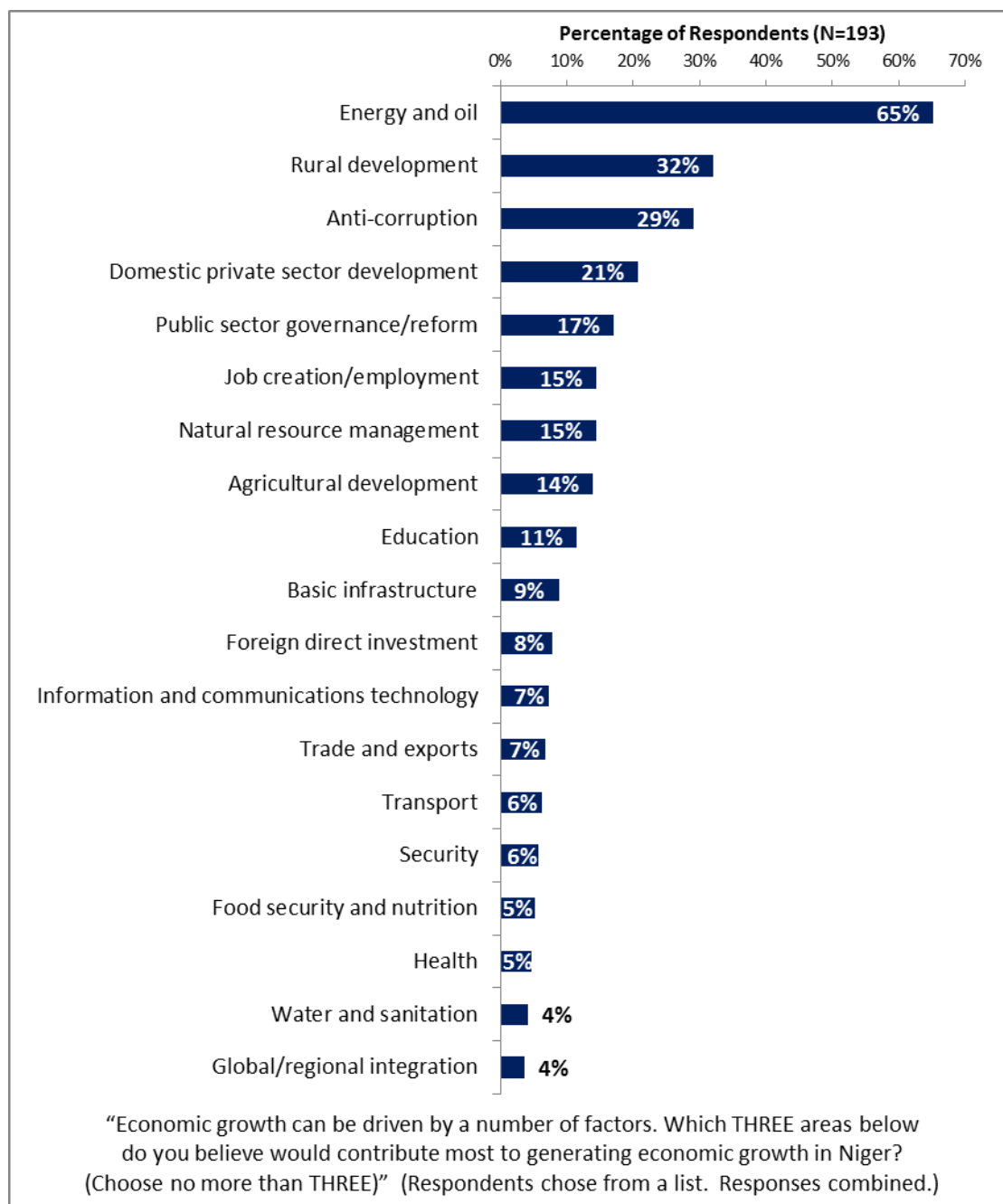
Factors Contributing to Poverty Reduction

- Respondents in the FY '07 country survey indicated that agricultural development (46%), education (35%), and improving governance (29%) would contribute most to poverty reduction in Niger.



IV. General Issues facing Niger (continued)

Factors Contributing to Economic Growth

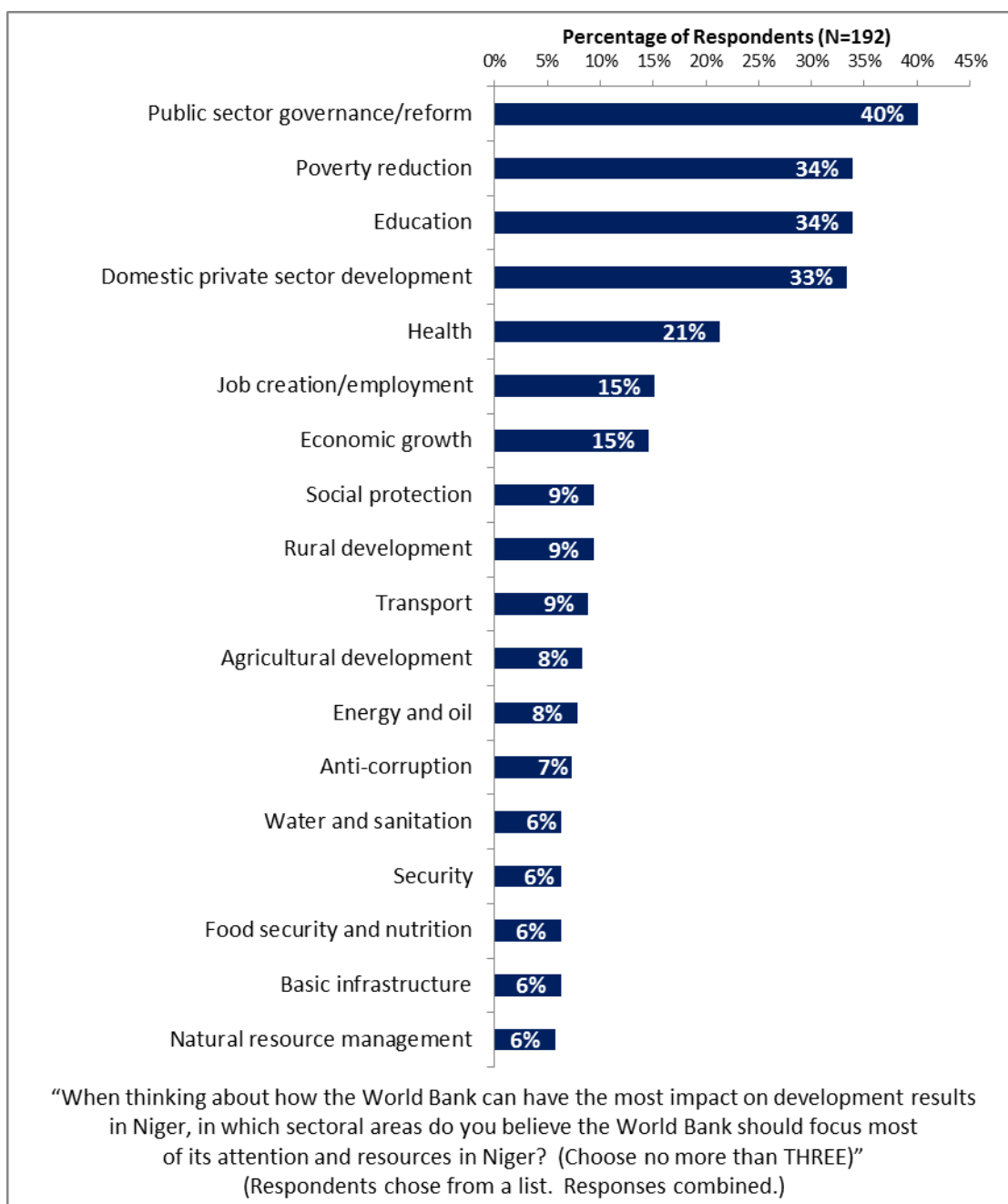


V. Overall Attitudes toward the World Bank

As noted in the “Methodology” section, the indicator questions referred to throughout the survey report are questions that are asked in every country that engages in the Country Survey. These will be aggregated for the Bank’s annual Corporate Scorecard.

Focusing World Bank Resources

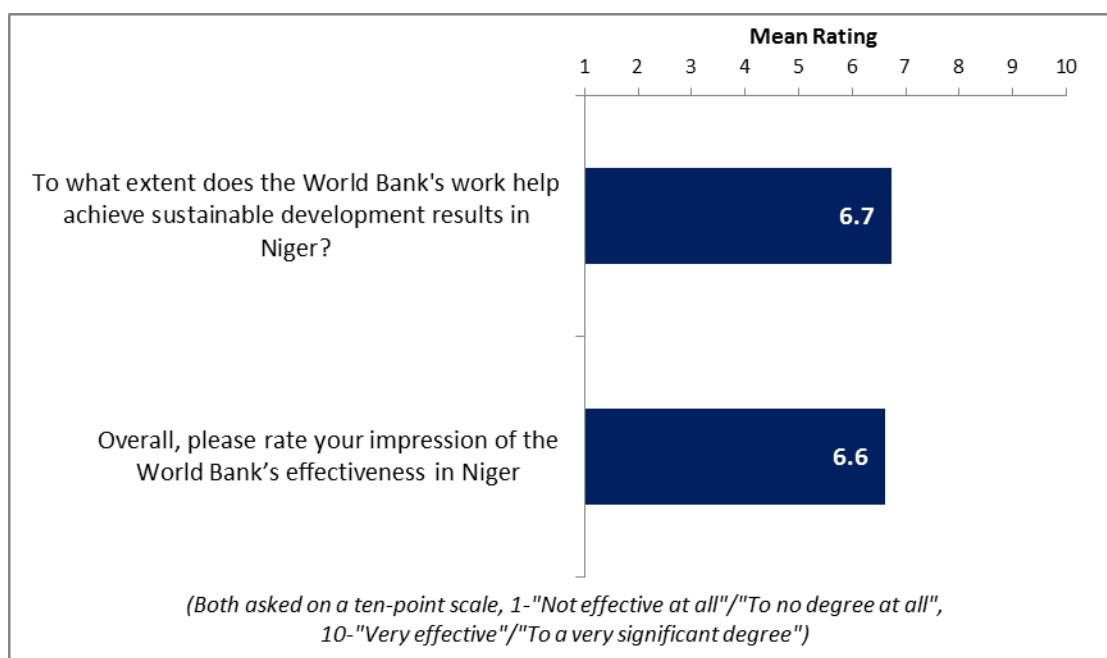
- Respondents in the FY '07 country survey indicated that it would be most productive for the Bank to focus most of its resources on reducing poverty (28%), increasing access to education (28%), agriculture development (20%), and economic growth (20%).



V. Overall Attitudes toward the World Bank (continued)

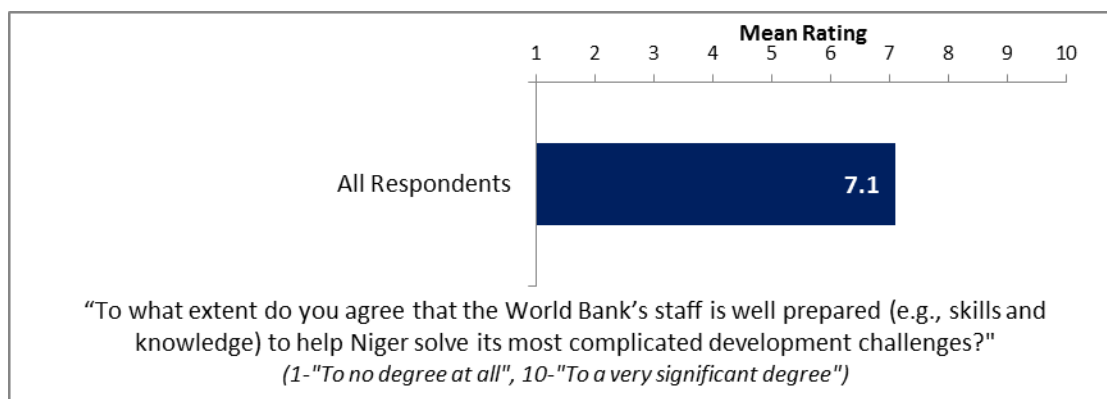
The World Bank's Overall Effectiveness in Niger (*Indicator Question*)

- Ratings of the World Bank's work achieving sustainable development results in Niger received a mean rating of 6.7 across all respondents.
 - Respondents from PMUs gave the highest ratings for the extent to which the Bank's work achieves sustainable development results in Niger whereas respondents from NGOs/CBOs/private foundations and the media gave significantly lower ratings.
 - Respondents across all geographic locations gave statistically similar ratings for the extent to which the Bank's work achieves sustainable development results in Niger.
- Across all respondents, ratings of the World Bank's overall effectiveness in Niger received a mean rating of 6.6; this was statistically similar to the mean overall effectiveness rating received in the FY '07 country survey (6.4).
 - Respondents across all stakeholder groups and geographic locations had statistically similar ratings for the Bank's overall effectiveness in Niger.



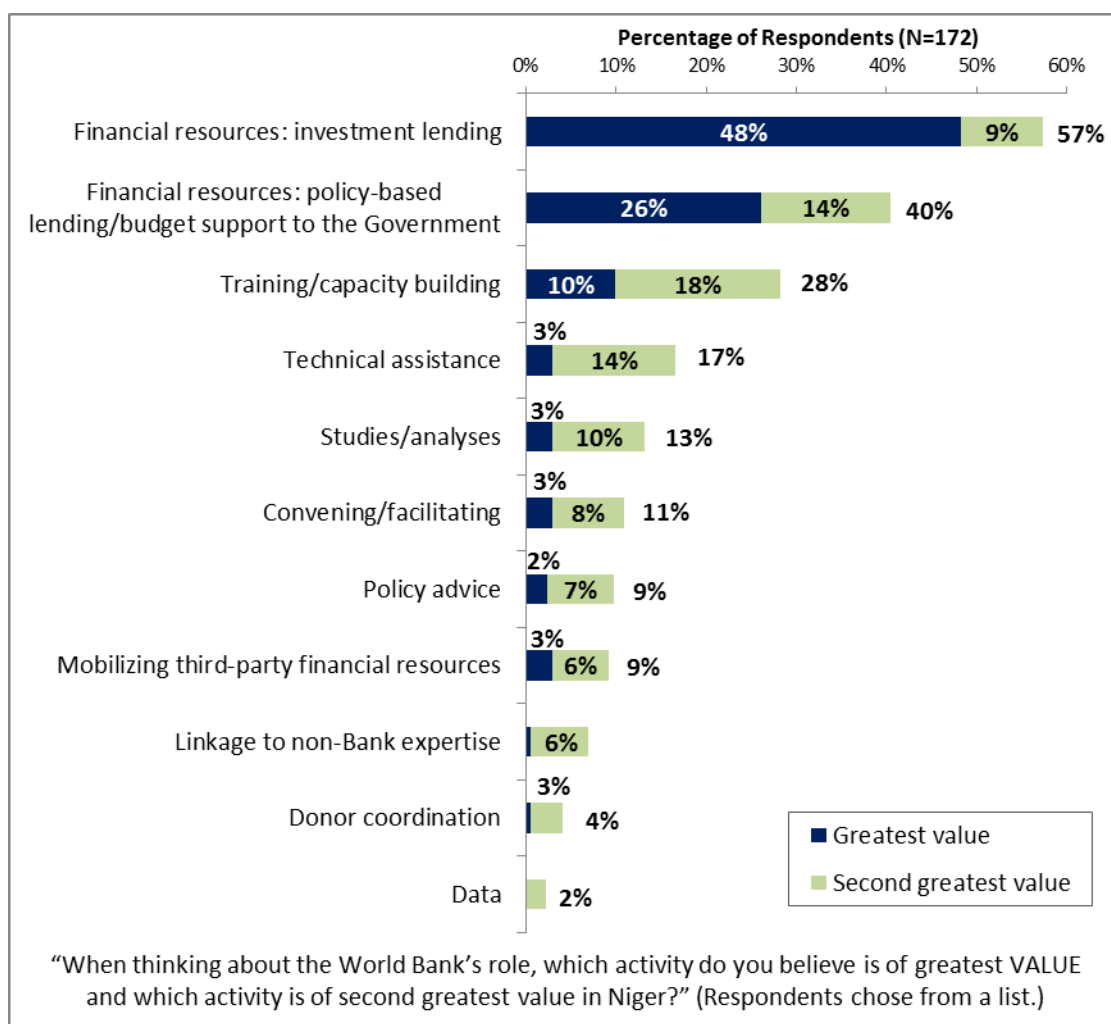
V. Overall Attitudes toward the World Bank (continued)

Bank Staff are Well Prepared to Help Niger



The World Bank's Greatest Value in Niger

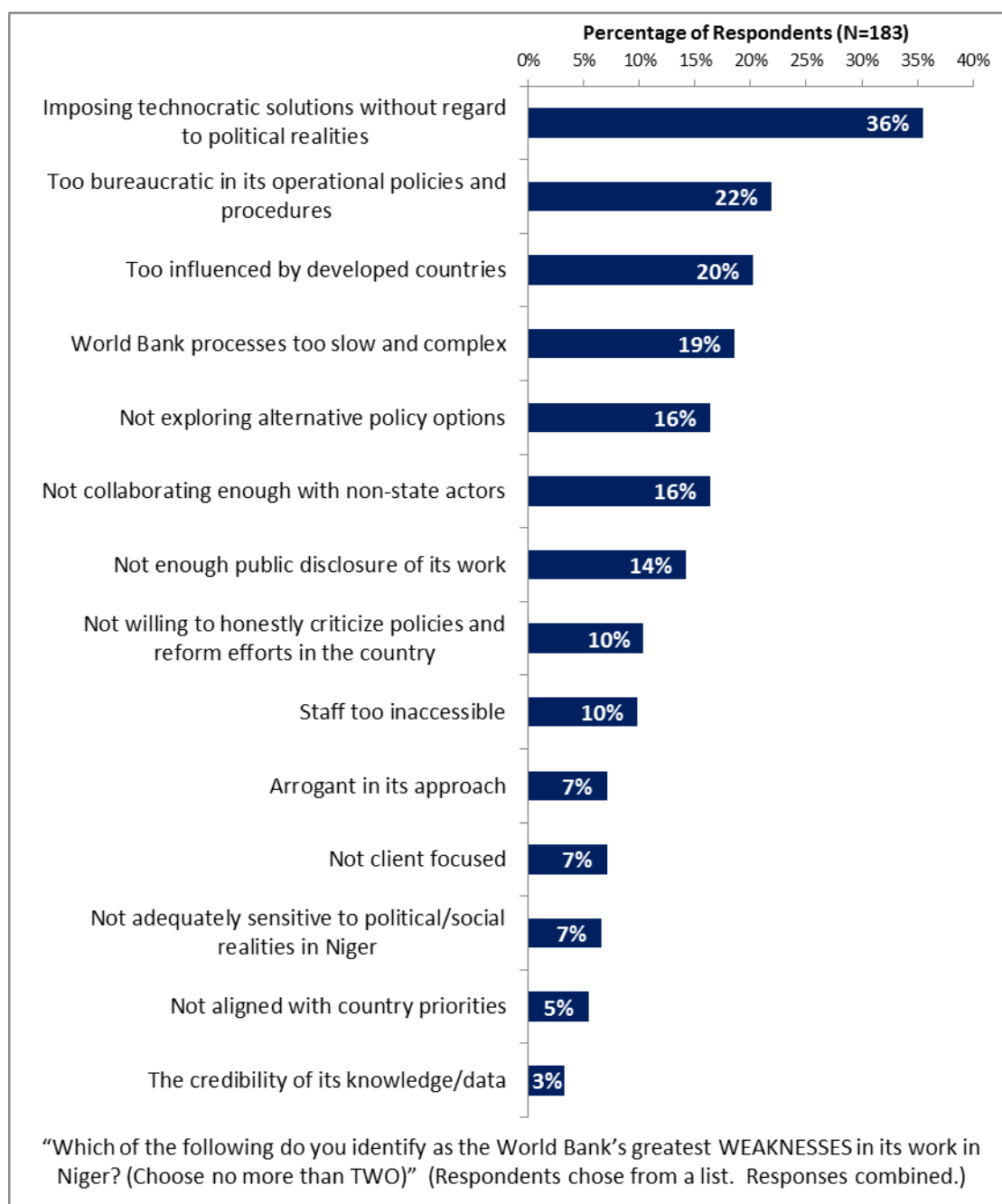
- Respondents in the FY '07 survey indicated that the Bank's financial resources (37%), policy and economic advice (30%), ability to mobilize resources (24%), lending when others won't (24%), and improving food security (23%) were its greatest values to Niger.



V. Overall Attitudes toward the World Bank (continued)

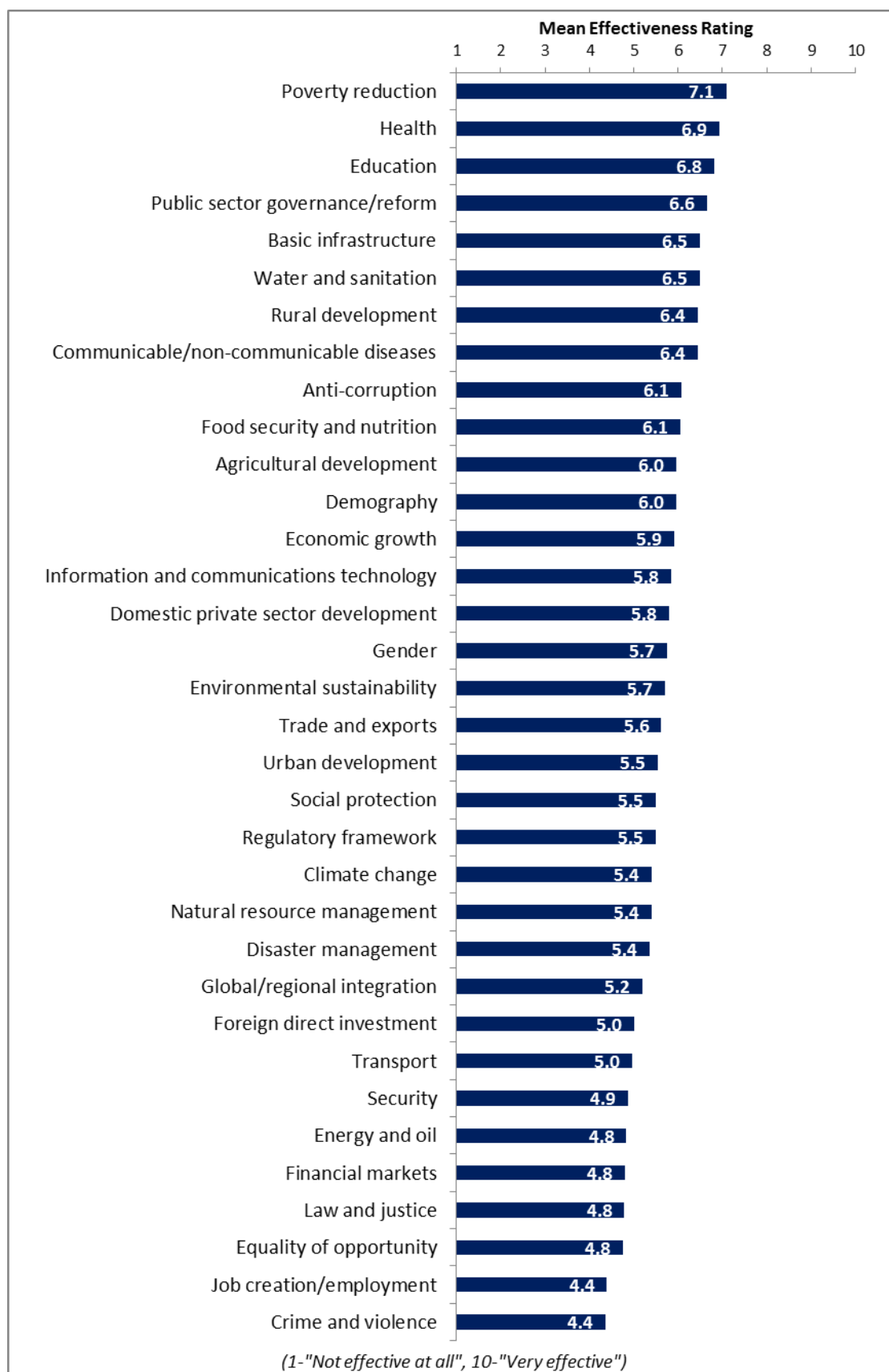
Greatest Weakness

- Nearly half of all respondents in the FY '07 country survey indicated that the Bank's greatest weakness in its work in Niger was imposing technocratic solutions without regard to political realities (47%).



VI. Sectoral Effectiveness

Specific Areas of Effectiveness



VI. Sectoral Effectiveness (continued)

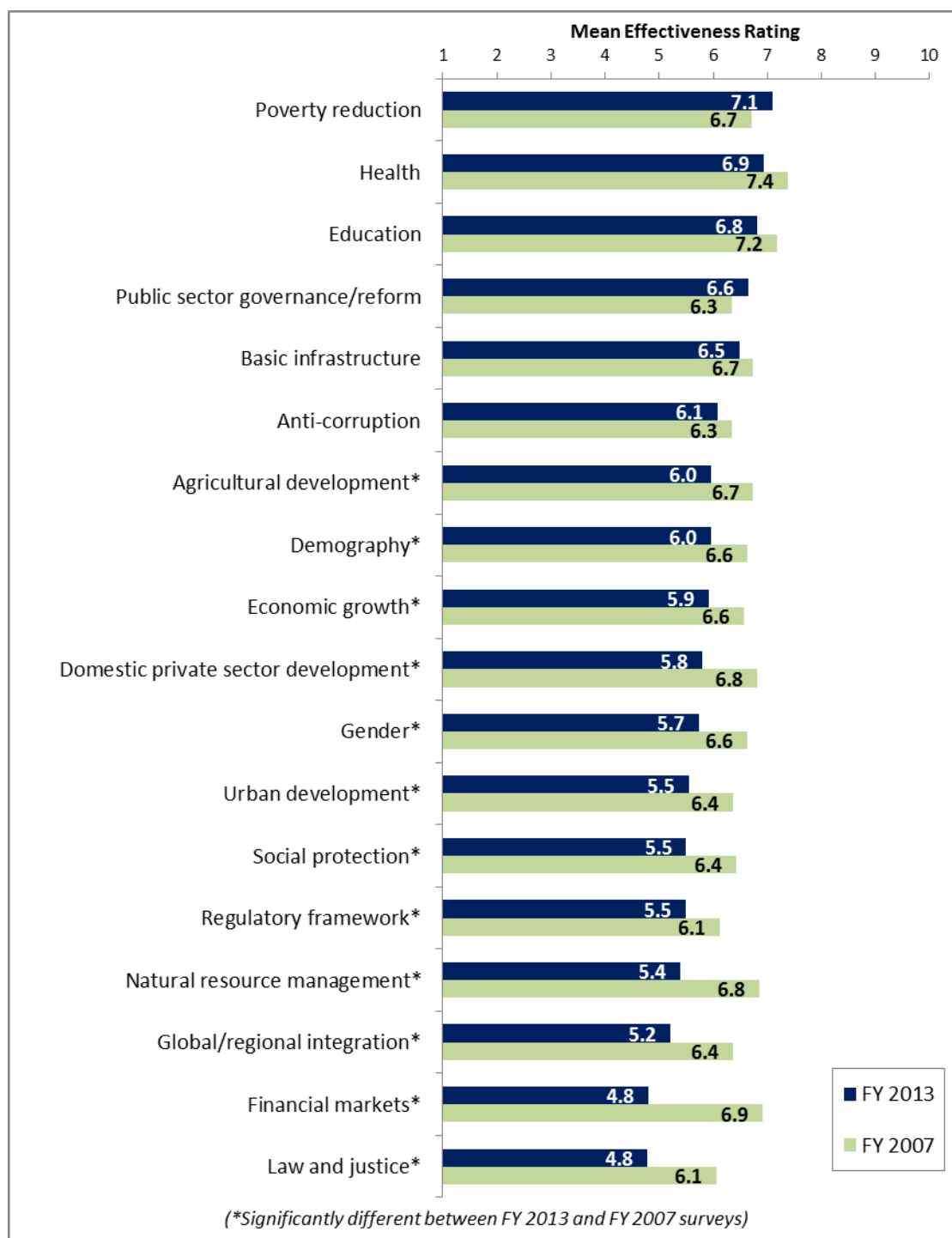
Specific Areas of Effectiveness (continued)

- There were significant stakeholder group differences in their ratings of the Bank's effectiveness in just two of these thirty-four development areas.
 - Respondents from academia/research institutes/students, bilateral or multilateral agencies, and other organizations had the highest ratings for the Bank's effectiveness at "Transport" whereas respondents from local government, NGOs/CBOs/private foundations, the media, and employees of ministries/implementation agencies had significantly lower ratings.
 - Respondents from PMUs had the highest ratings for the Bank's effectiveness at "Water and sanitation" whereas respondents from the media, the office of the President/Prime Minister/Minister, and NGOs/CBOs/private foundations had significantly lower ratings.

VI. Sectoral Effectiveness (continued)

Specific Areas of Effectiveness (continued)

- Respondents in this year's country survey gave *lower* ratings for the Bank's effectiveness across most areas that could be compared to respondents in the FY '07 country survey (those differences that reached statistical significance are noted in the graph).



VI. Sectoral Effectiveness (continued)

Drivers of Effectiveness

To determine the key drivers of respondents' ratings of the Bank's overall effectiveness and ratings of its ability to help achieve sustainable development results in Niger, bivariate correlational analyses were conducted using respondents' ratings of the thirty-four specific areas of effectiveness.

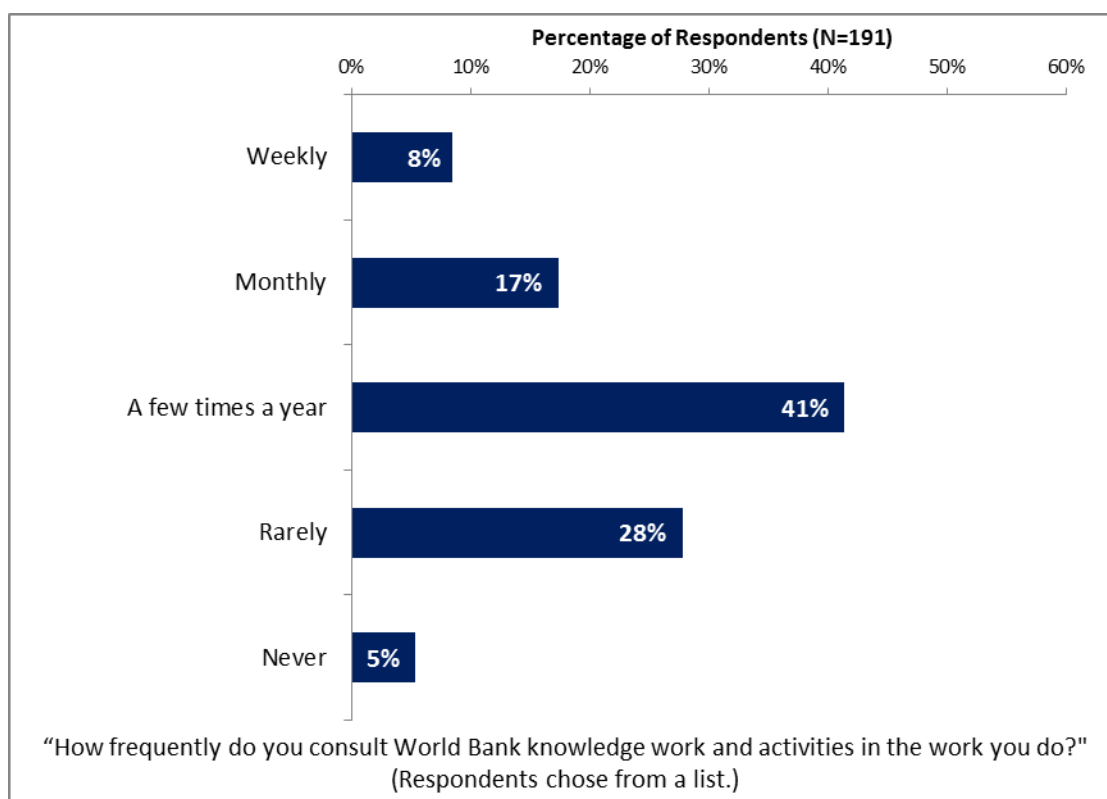
Correlational analyses, however, are not able to tell us exactly what is causing respondents' ratings of the Bank's overall effectiveness or ratings of its ability to help achieve sustainable development results. Rather, these analyses tell us that as ratings of effectiveness in one area increase, respondents' ratings of the Bank's overall effectiveness increase, or as ratings of effectiveness in one area increase, ratings of the Bank's ability to help achieve sustainable development results increase. Thus, it can be inferred that respondents' perceptions of effectiveness in one specific area are related to, or drive, respondents' perceptions of the Bank's overall effectiveness or perceptions of the Bank's ability to help achieve sustainable development results.

- **Overall Effectiveness:** Those specific areas with the highest Pearson Product-Moment correlations were determined to be the most closely related to perceptions of the Bank's overall effectiveness, suggesting that ratings of effectiveness in those specific areas are drivers of perceptions of the Bank's overall effectiveness in Niger. The areas determined to be key drivers from these analyses were:
 - The Bank's effectiveness at food security and nutrition;
 - The Bank's effectiveness at poverty reduction; and
 - The Bank's effectiveness at agricultural development.
 - Of note, the areas determined to be key drivers of the Bank's overall effectiveness in the FY '07 country survey were:
 - The Bank's effectiveness in helping to reduce poverty;
 - The Bank's effectiveness in helping to strengthen the health sector; and
 - The Bank's effectiveness in helping to strengthen the education sector.
- **Achieving Sustainable Development Results:** Those specific areas with the highest Pearson Product-Moment correlations were determined to be the most closely related to perceptions of the Bank's ability to help achieve sustainable development results in Niger, suggesting that ratings of effectiveness in those specific areas are drivers of perceptions of the Bank's ability to help achieve sustainable development results. The areas determined to be key drivers from these analyses were:
 - The Bank's effectiveness at rural development;
 - The Bank's effectiveness at poverty reduction; and
 - The Bank's effectiveness at agricultural development.

VII. World Bank Knowledge and Instruments

Knowledge: Frequency of Use

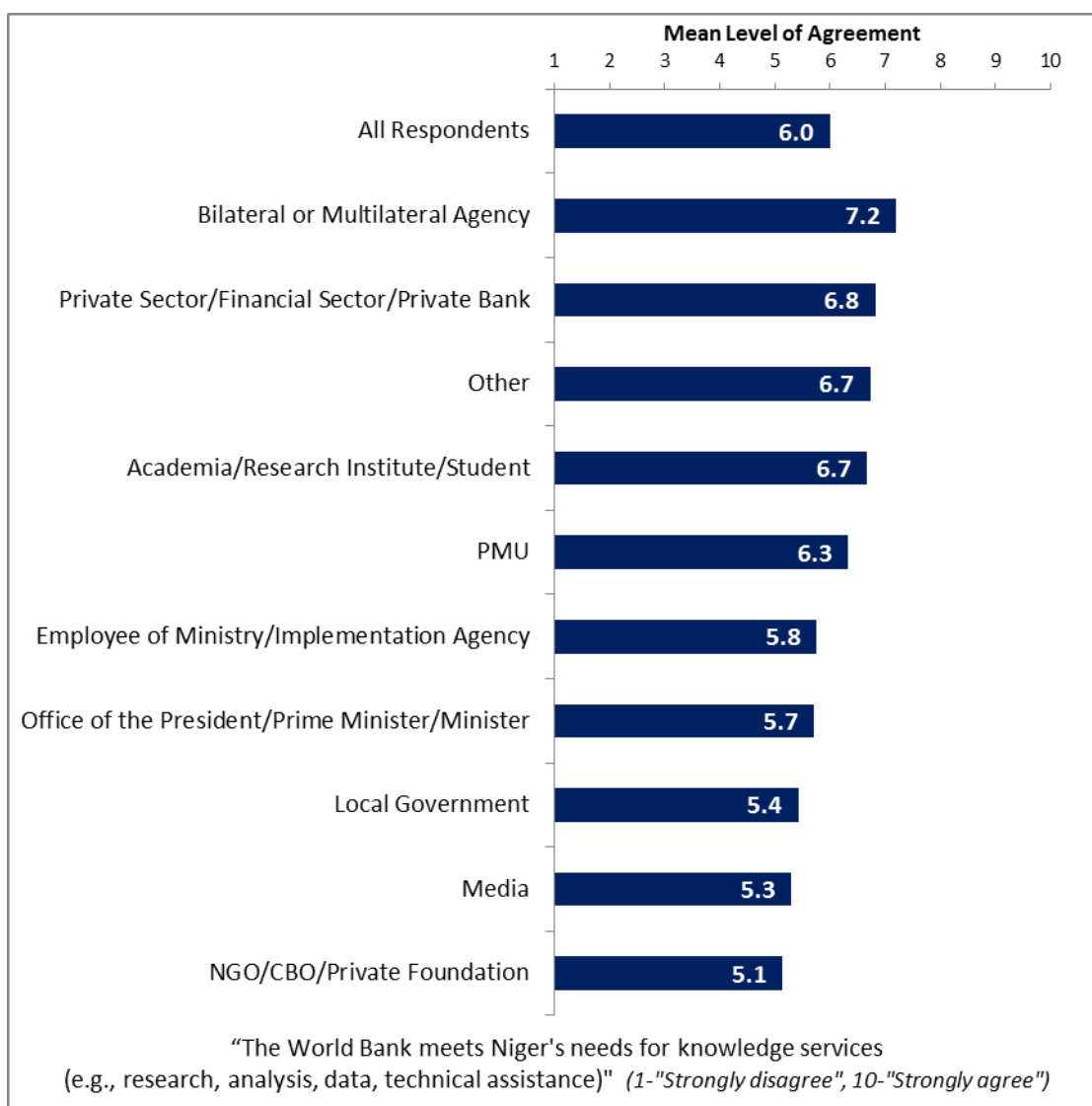
- There were some interesting stakeholder group differences in their usage of the World Bank's knowledge work and activities.
 - Pluralities of respondents from ministries/implementation agencies, local government, private sector/financial sector/private banks, the media, and academia/research institutes/students indicated that they consult World Bank knowledge work and activities a few times a year.
 - A plurality of respondents from PMUs also indicated that they consult World Bank knowledge work and activities a few times a year; however, over a quarter of PMU respondents indicated that they consult the Bank's knowledge work and activities weekly (27%).
 - Although a plurality of respondents from the office of the President/Prime Minister/Minister indicated that they consult World Bank knowledge work and activities monthly, 30% indicated that they never consult the Bank's knowledge work and activities.
 - Respondents from bilateral or multilateral agencies, NGOs/CBOs/private foundations, and other organizations tended to be split amongst weekly, monthly, a few times a year, and rarely.



VII. World Bank Knowledge and Instruments (continued)

Knowledge: Meeting Niger's Knowledge Needs (*Indicator Question*)

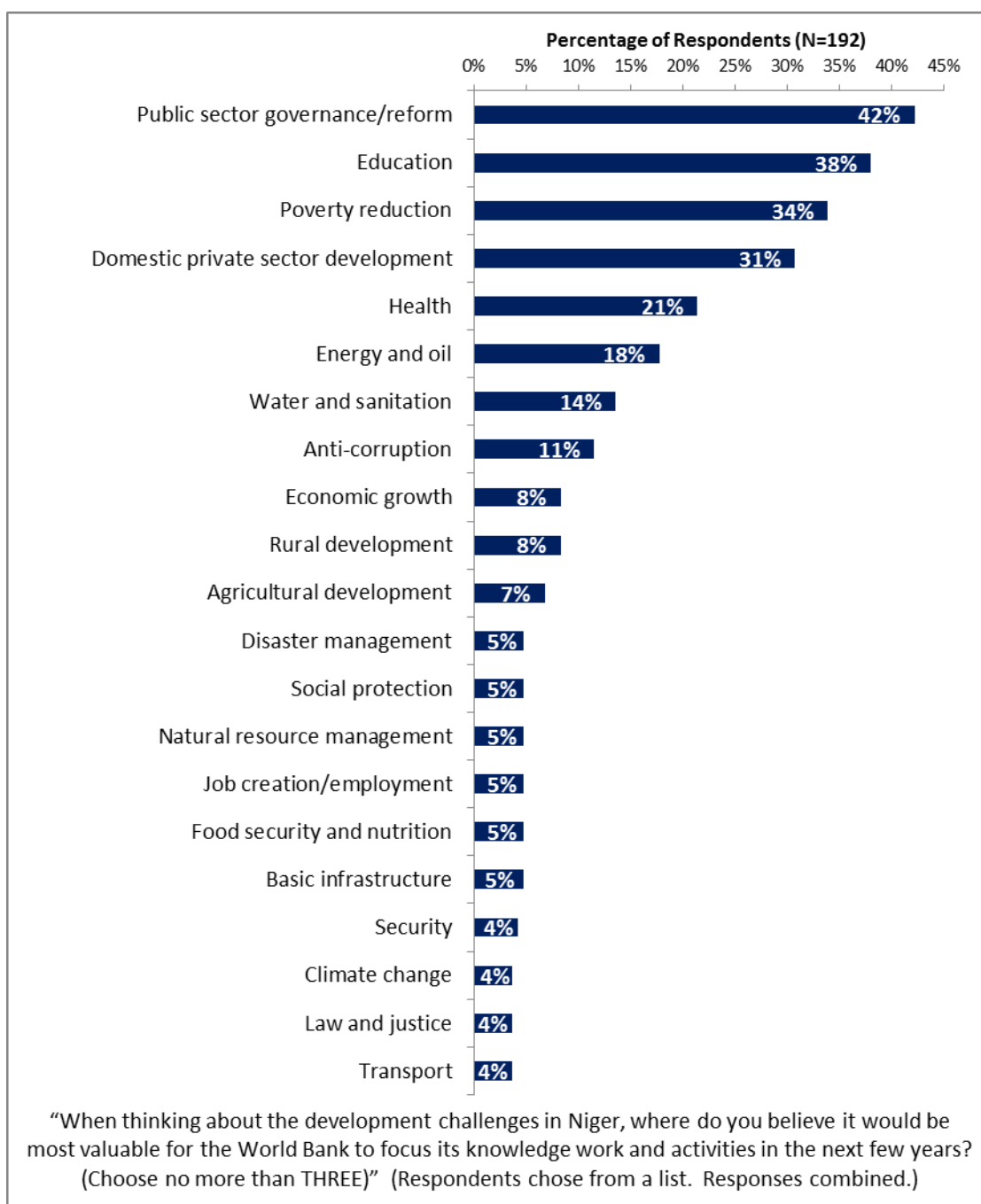
- Respondents across all stakeholder groups and geographic locations had statistically similar levels of agreement that the Bank meets Niger's needs for knowledge services.



VII. World Bank Knowledge and Instruments (continued)

Knowledge: Focusing Bank Research

- Respondents in the FY '07 country survey indicated that it would be most valuable for the Bank to focus its research efforts on education and health in Niger (69% and 63%, respectively).



VII. World Bank Knowledge and Instruments (continued)

Knowledge: Effectiveness

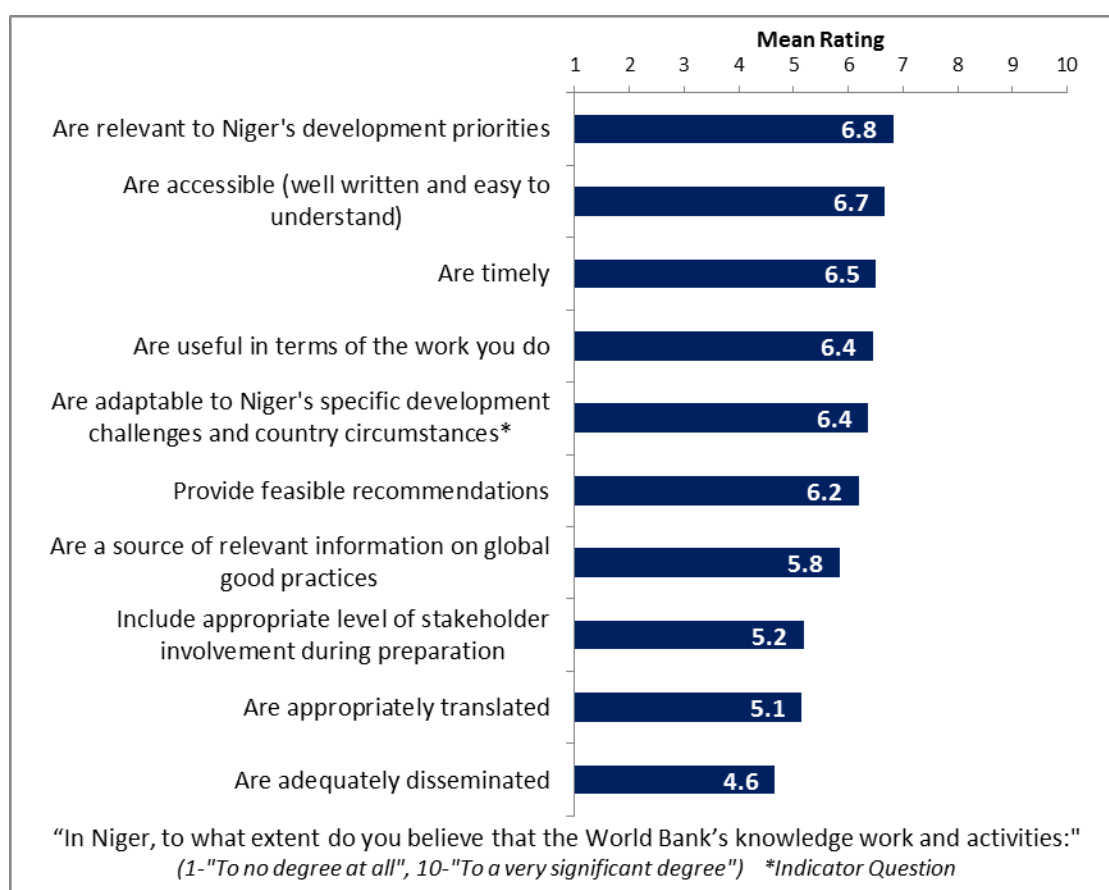
- Respondents from the private sector/financial sector/private banks had the highest ratings for the effectiveness of the Bank's knowledge work and activities to provide support for program implementation whereas respondents from NGOs/CBOs/private foundations had significantly lower ratings.
- Respondents from PMUs, the office of the President/Prime Minister/Minister, academia/research institutes/students, and other organizations had the highest ratings for the effectiveness of the Bank's knowledge work and activities to enhance knowledge and/or skills whereas employees of ministries/implementation agencies and respondents from NGOs/CBOs/private foundations, the media, and bilateral or multilateral agencies had significantly lower ratings.



VII. World Bank Knowledge and Instruments (continued)

Knowledge: Qualities

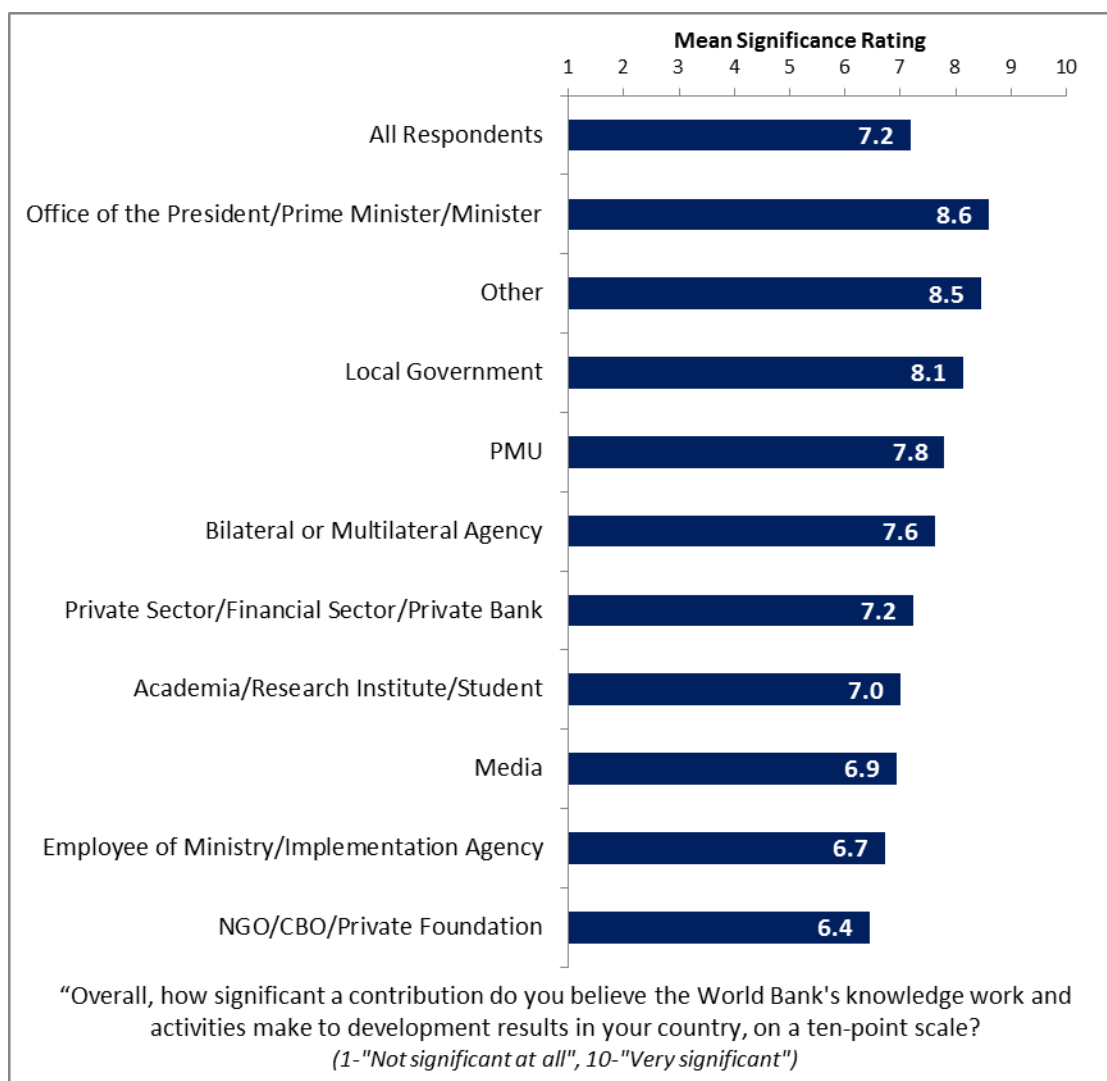
- Respondents in this year's country survey had significantly *lower* ratings for the extent to which the Bank's knowledge work and activities are useful compared to respondents from the FY '07 country survey (7.7); however, respondents from both country surveys had statistically similar ratings for the extent to which the Bank's knowledge work and activities is adaptable to Niger's challenges.
- Respondents from PMUs had the highest ratings that the Bank's knowledge work and activities are timely, include an appropriate level of stakeholder involvement during preparation, are relevant to Niger's development priorities, and provide feasible recommendations whereas respondents from (in order) local government, local government and the media, NGOs/CBOs/private foundations and the media, and the media had significantly lower ratings for these areas.
- Respondents from the office of the President/Prime Minister/Minister had the highest ratings that the Bank's knowledge work and activities are adequately disseminated, are appropriately translated, and are adaptable to Niger's specific development challenges and country circumstances whereas respondents from the media had significantly lower ratings for these areas.



VII. World Bank Knowledge and Instruments (continued)

Knowledge: Contribution *(Indicator Question)*

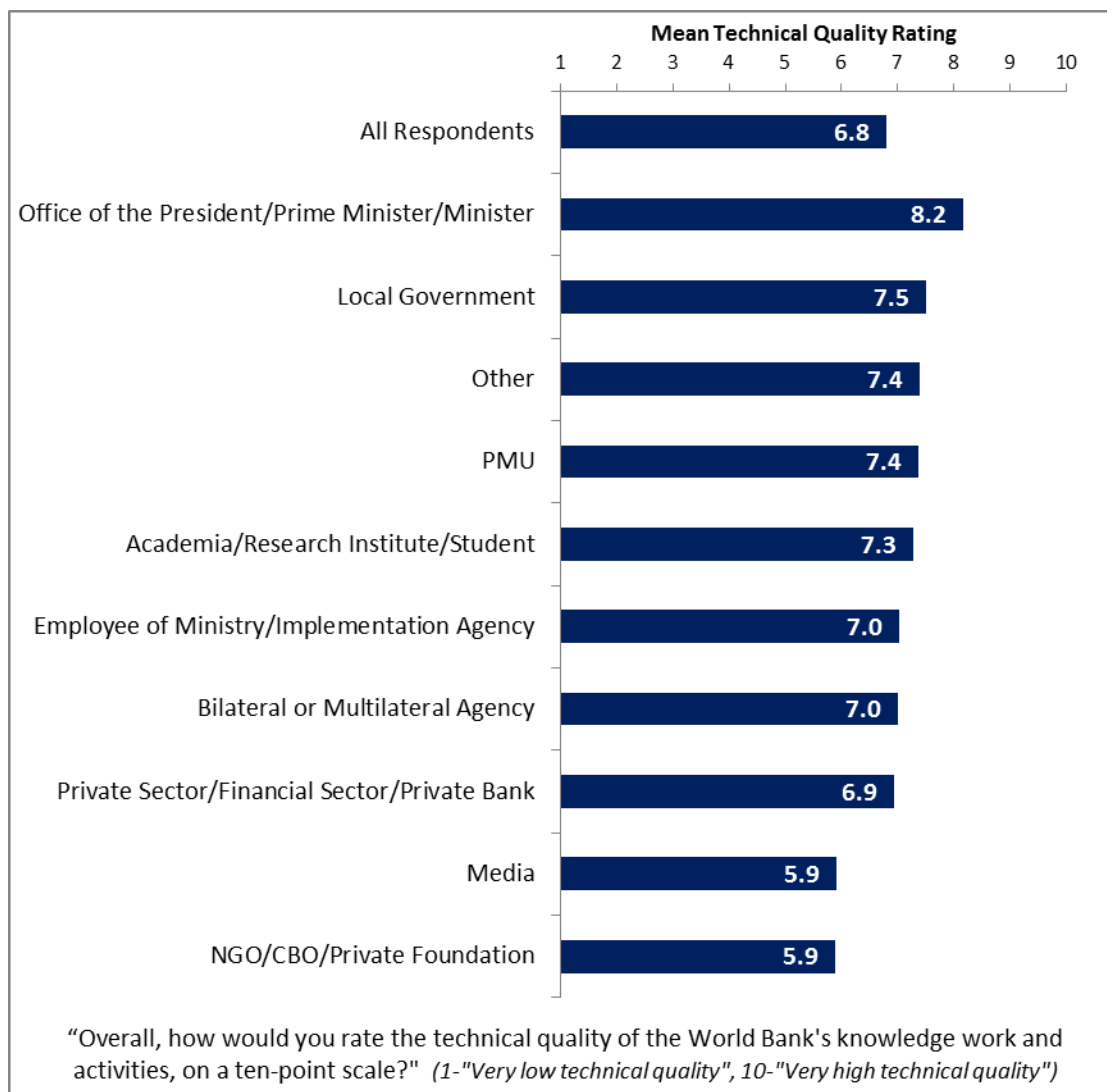
- Respondents across all stakeholder groups and geographic locations had statistically similar ratings for the significance of the contribution that the World Bank's knowledge and research make to development results in Niger.



VII. World Bank Knowledge and Instruments (continued)

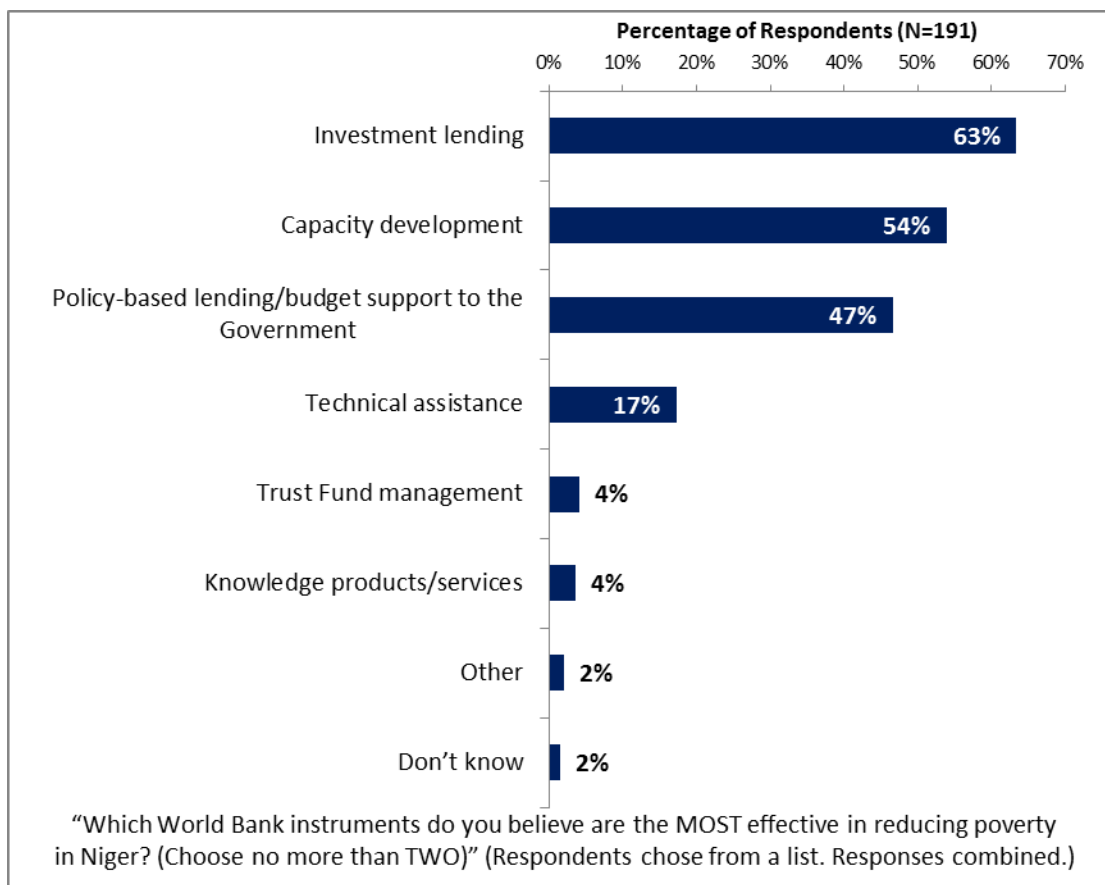
Knowledge: Technical Quality (*Indicator Question*)

- Respondents across all stakeholder groups and geographic locations had statistically similar ratings for the technical quality of the World Bank's knowledge work and activities.



VII. World Bank Knowledge and Instruments (continued)

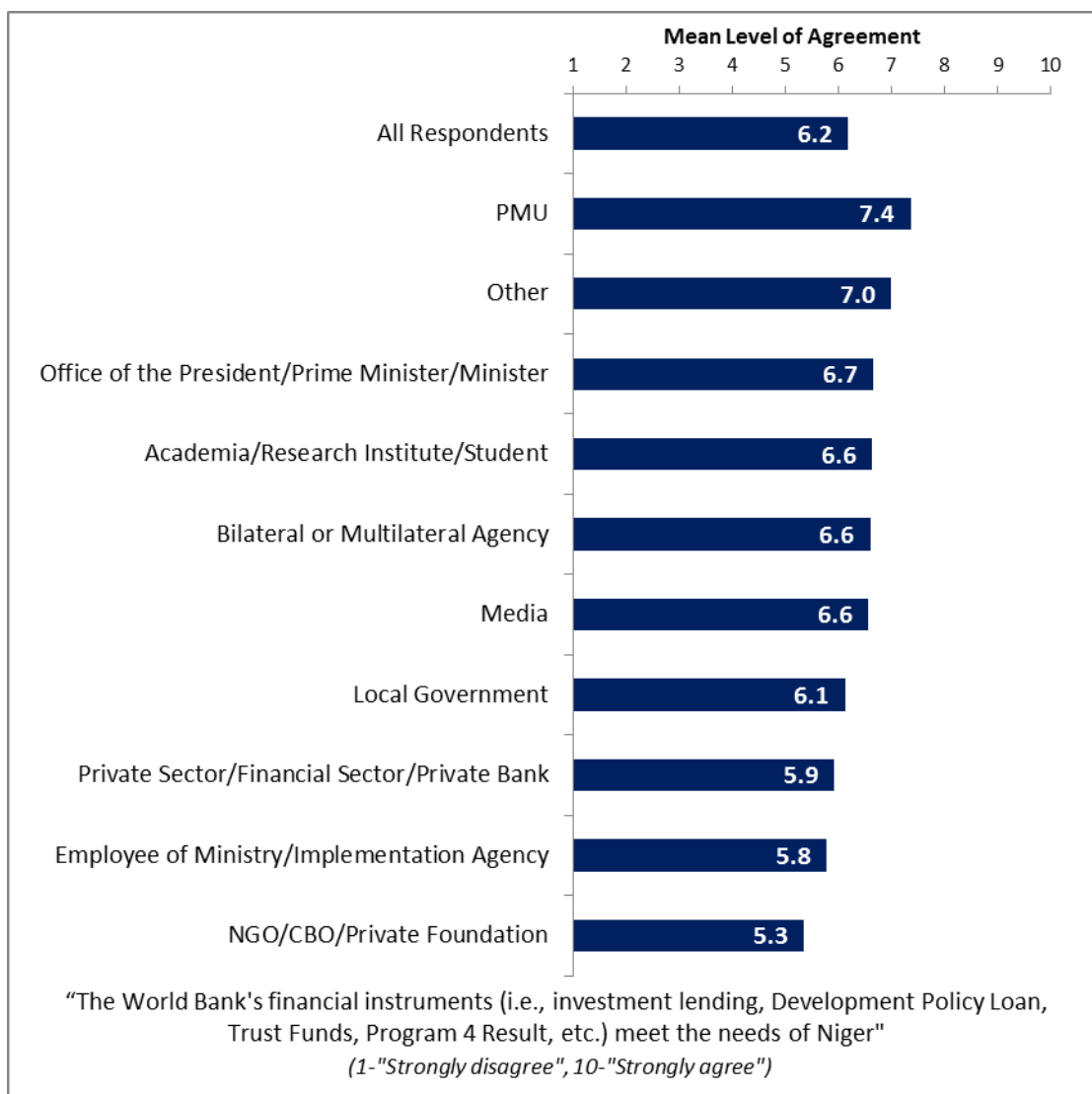
Instruments: Most Effective



VII. World Bank Knowledge and Instruments (continued)

Instruments: Meeting Niger's Needs (*Indicator Question*)

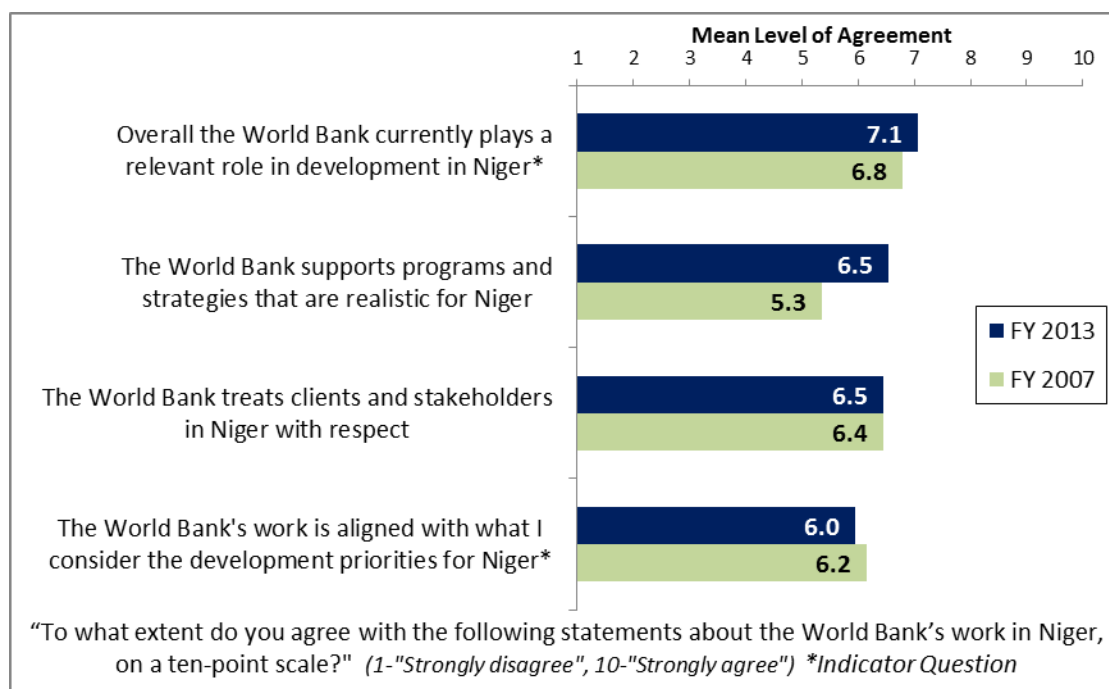
- Respondents across all stakeholder groups and geographic locations had statistically similar levels of agreement that the World Bank's financial instruments meet the needs of Niger.



VIII. How the World Bank Operates

The World Bank's Work in Niger

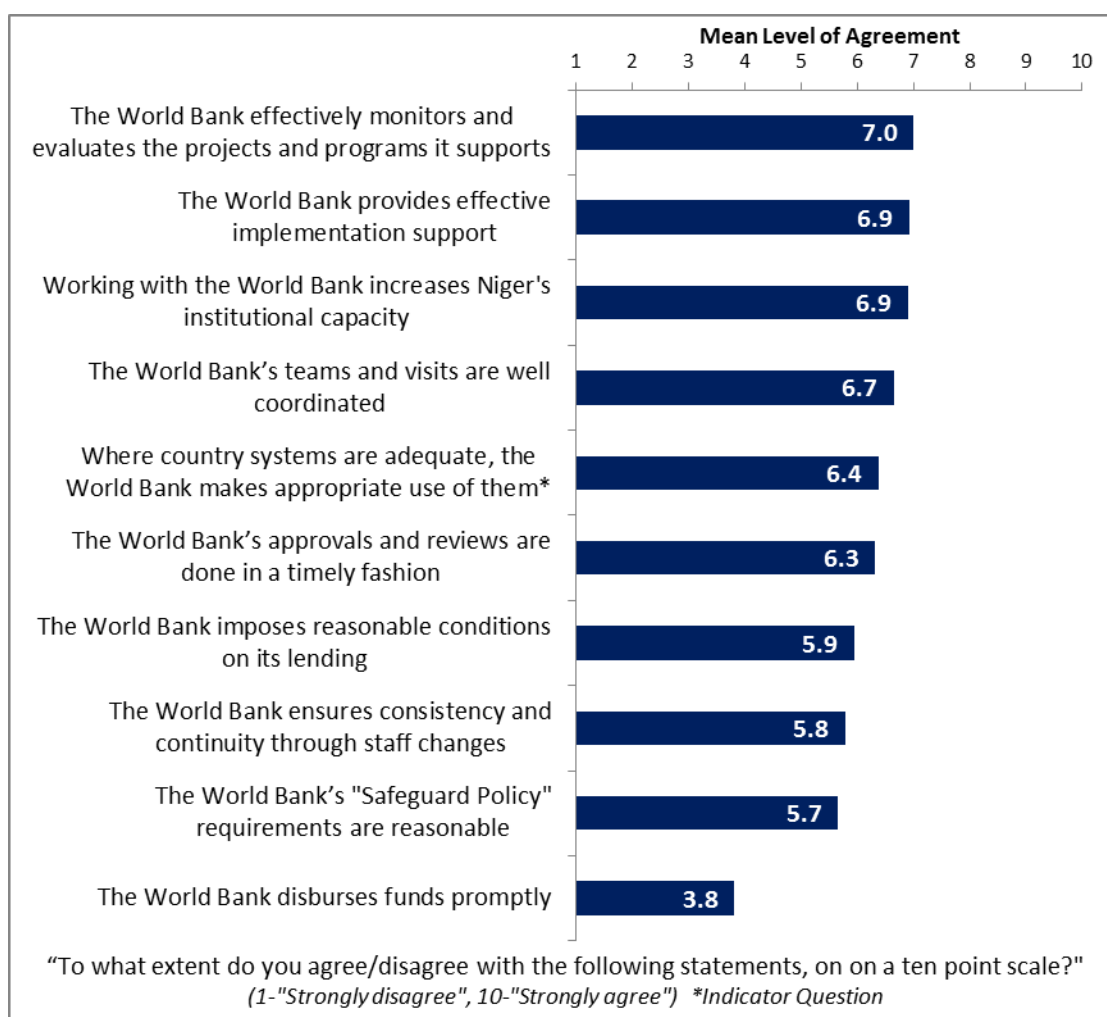
- Respondents in this year's country survey had significantly *higher* levels of agreement that the World Bank supports programs and strategies that are realistic for Niger compared to respondents from the FY '07 country survey. Respondents across both country surveys had statistically similar levels of agreement regarding the other aspects of the Bank's work in Niger.
- Respondents from the office of the President/Prime Minister/Minister and PMUs had the highest levels of agreement that the World Bank currently plays a relevant role in development in Niger whereas respondents from NGOs/CBOs/private foundations had significantly lower levels of agreement.
- Respondents from the office of the President/Prime Minister/Minister, PMUs, and the private sector/financial sector/private banks had the highest levels of agreement that the World Bank treats clients and stakeholders in Niger with respect whereas respondents from NGOs/CBOs/private foundations had significantly lower levels of agreement.



VIII. How the World Bank Operates (continued)

Overall Perceptions

- Respondents in this year's country survey had significantly *lower* levels of agreement that the World Bank disburses funds promptly, that the Bank effectively monitors and evaluates its projects/programs, and that working with the World Bank increases Niger's institutional capacity compared to respondents from the FY '07 country survey (5.3, 8.0, and 7.6, respectively).
- There were significant stakeholder group differences in their levels of agreement that the Bank disburses funds promptly, that the Bank effectively monitors and evaluates its projects, that approvals and reviews are done in a timely fashion, that the Bank's "Safeguard Policy" requirements are reasonable, that working with the Bank increases Niger's institutional capacity, and that the Bank provides effective implementation support. For the most part, respondents from PMUs, local government, the office of the President/Prime Minister/Minister, and academia/research institutes/students had the highest levels of agreement across these areas whereas respondents from bilateral or multilateral agencies, the private sector/financial sector/private banks, NGOs/CBOs/private foundations, the media, and other organizations tended to have significantly lower levels of agreement.



VIII. How the World Bank Operates (continued)

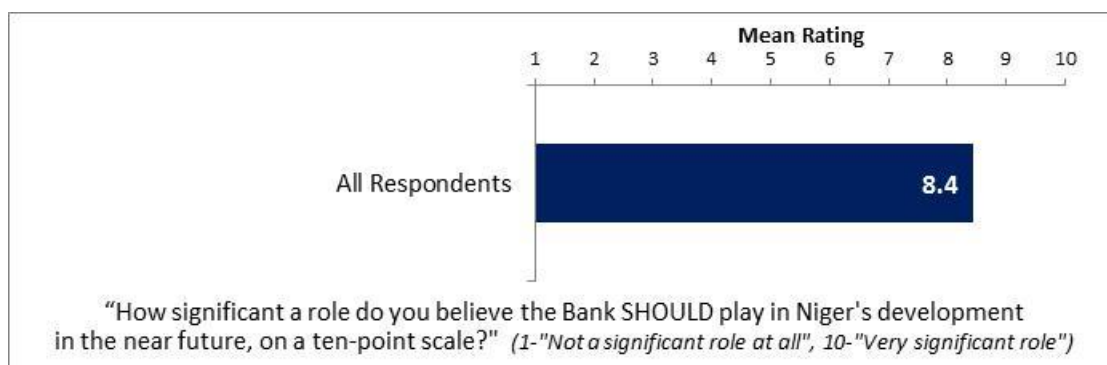
The World Bank as an Effective Development Partner

- Respondents in this year's country survey had significantly *lower* ratings for the Bank's staff accessibility and straightforwardness and honesty compared to respondents from the FY '07 survey (6.8 and 7.1, respectively).
- Respondents from PMUs had the highest ratings regarding the Bank's responsiveness whereas respondents from local government and media had significantly lower ratings.
- Respondents from PMUs had the highest ratings regarding the Bank's straightforwardness and honesty whereas respondents from NGOs/CBOs/private foundations had significantly lower ratings.
- Respondents from PMUs had the highest ratings regarding the Bank's collaboration with other donors whereas respondents from bilateral or multilateral agencies and the media had significantly lower ratings.

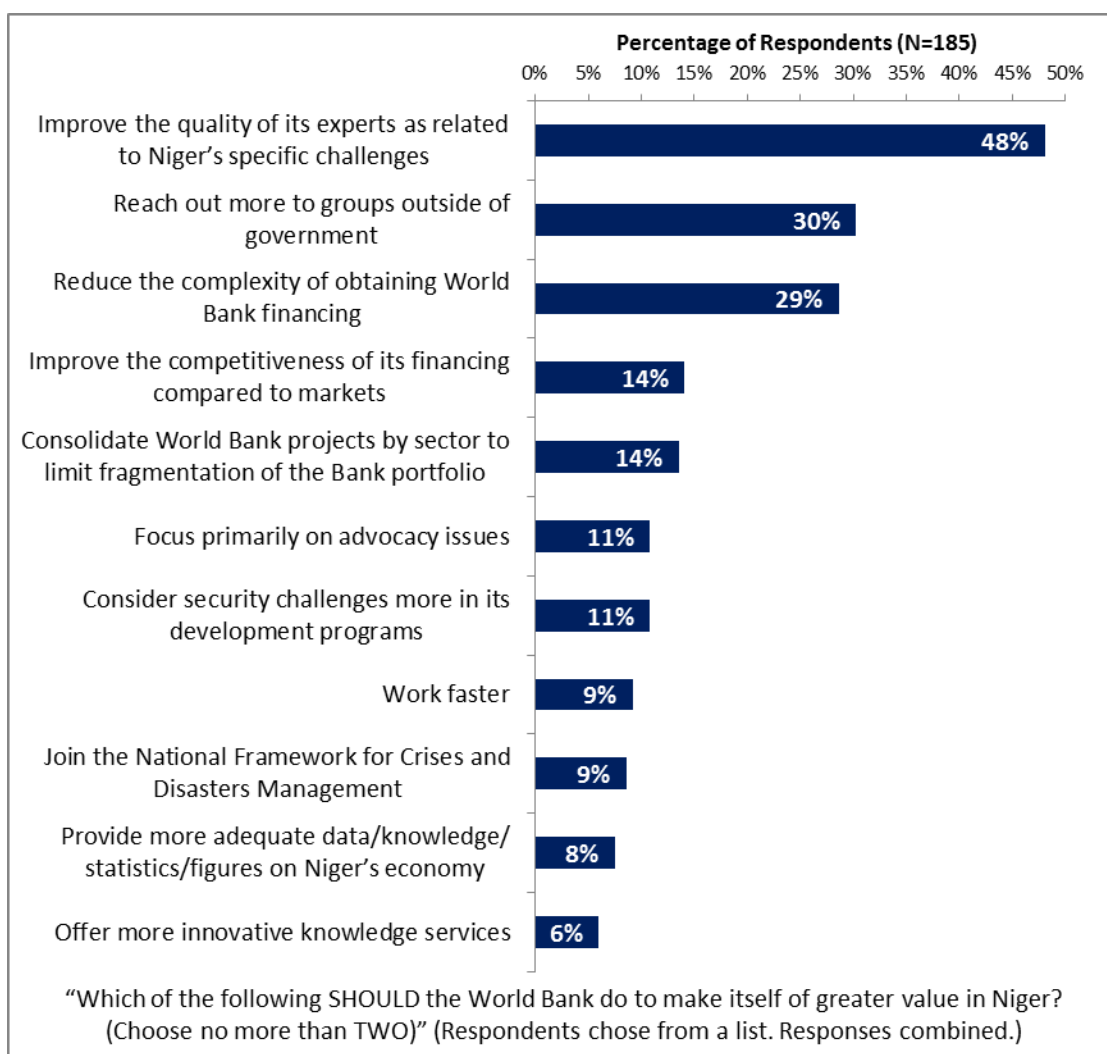


IX. The Future Role of the World Bank in Niger

Role Significance

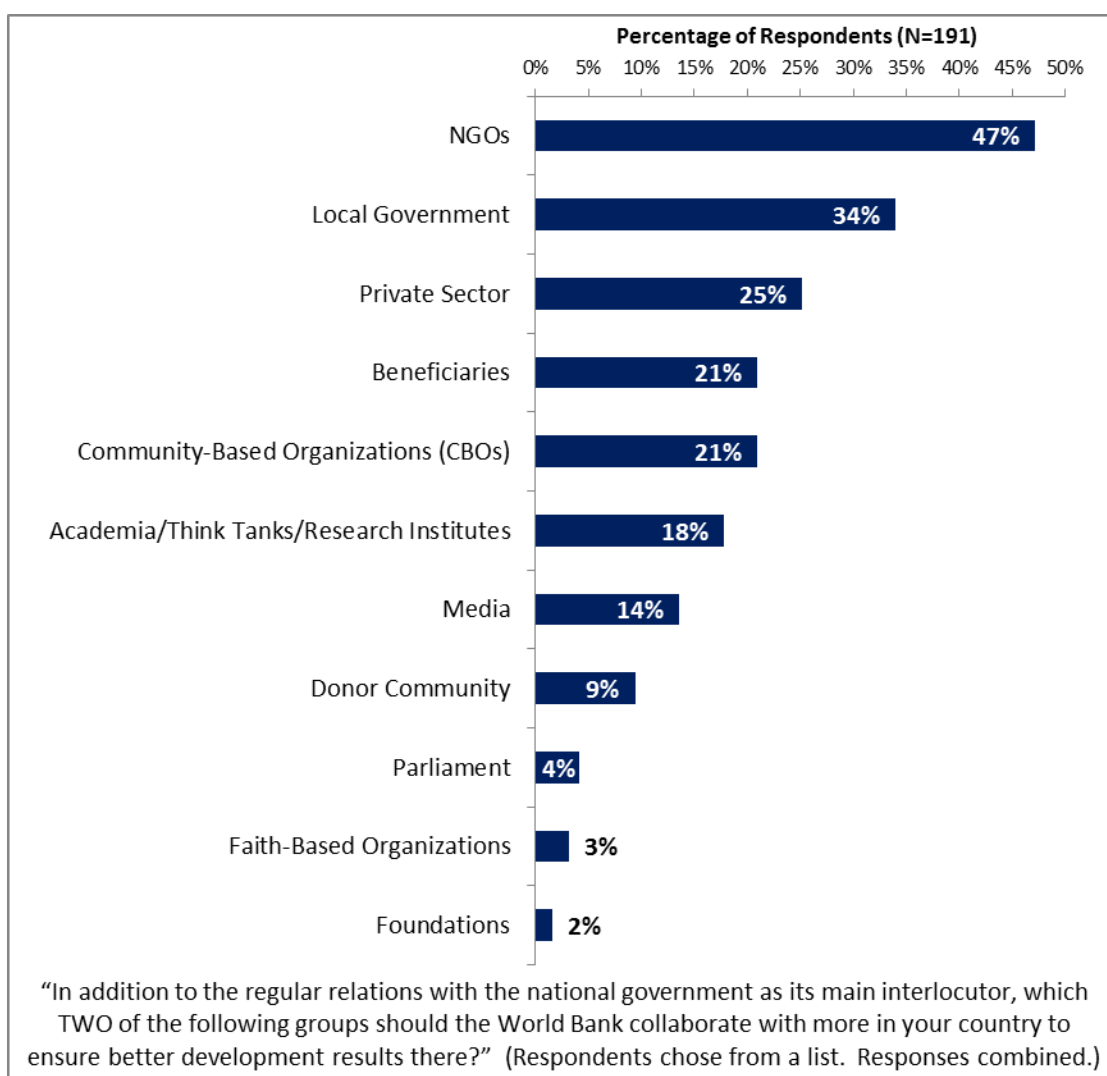


Making the Bank of Greater Value



IX. The Future Role of the World Bank in Niger (continued)

Collaborating in Niger

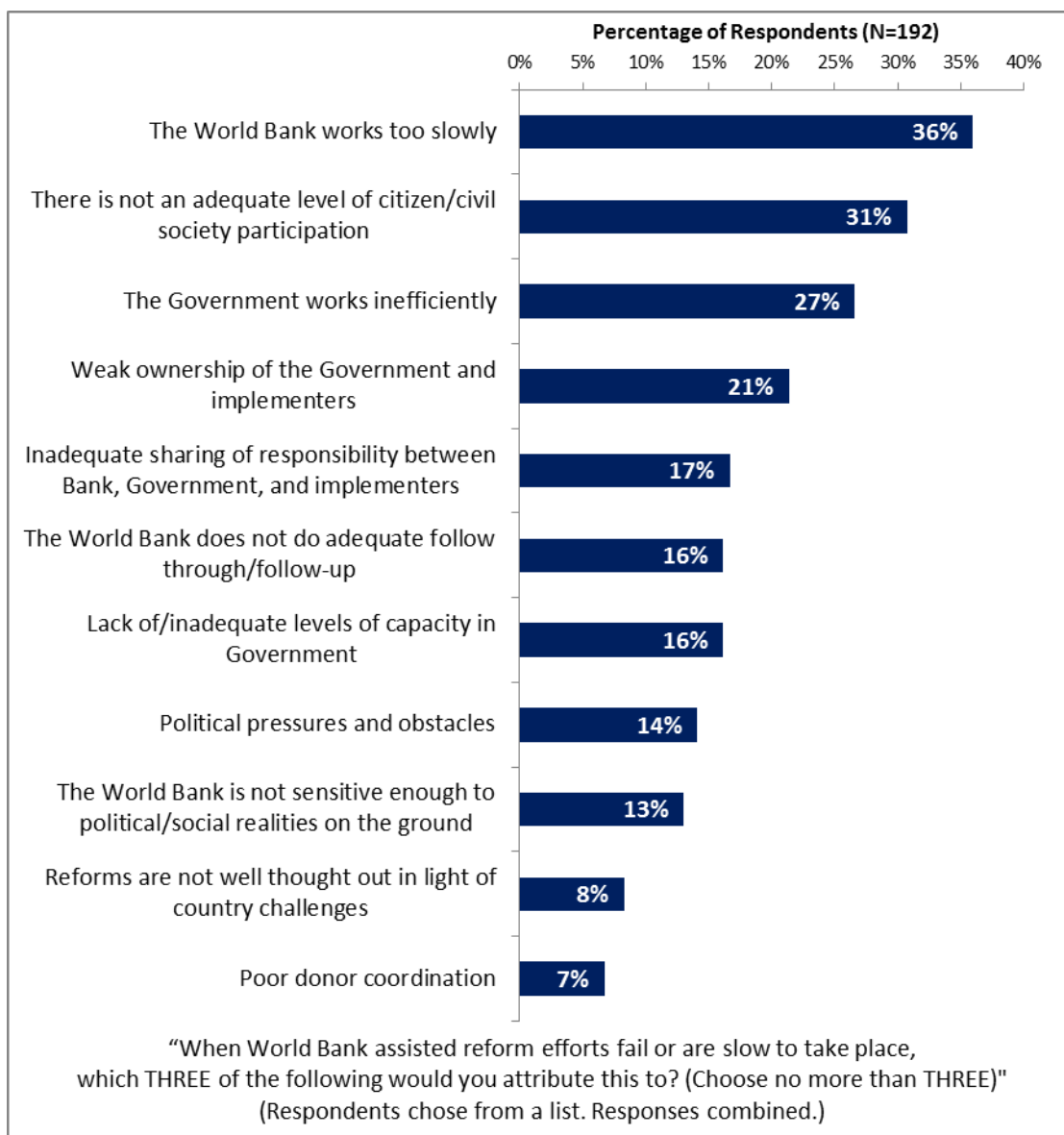


Influencing the Global Development Agenda



IX. The Future Role of the World Bank in Niger (continued)

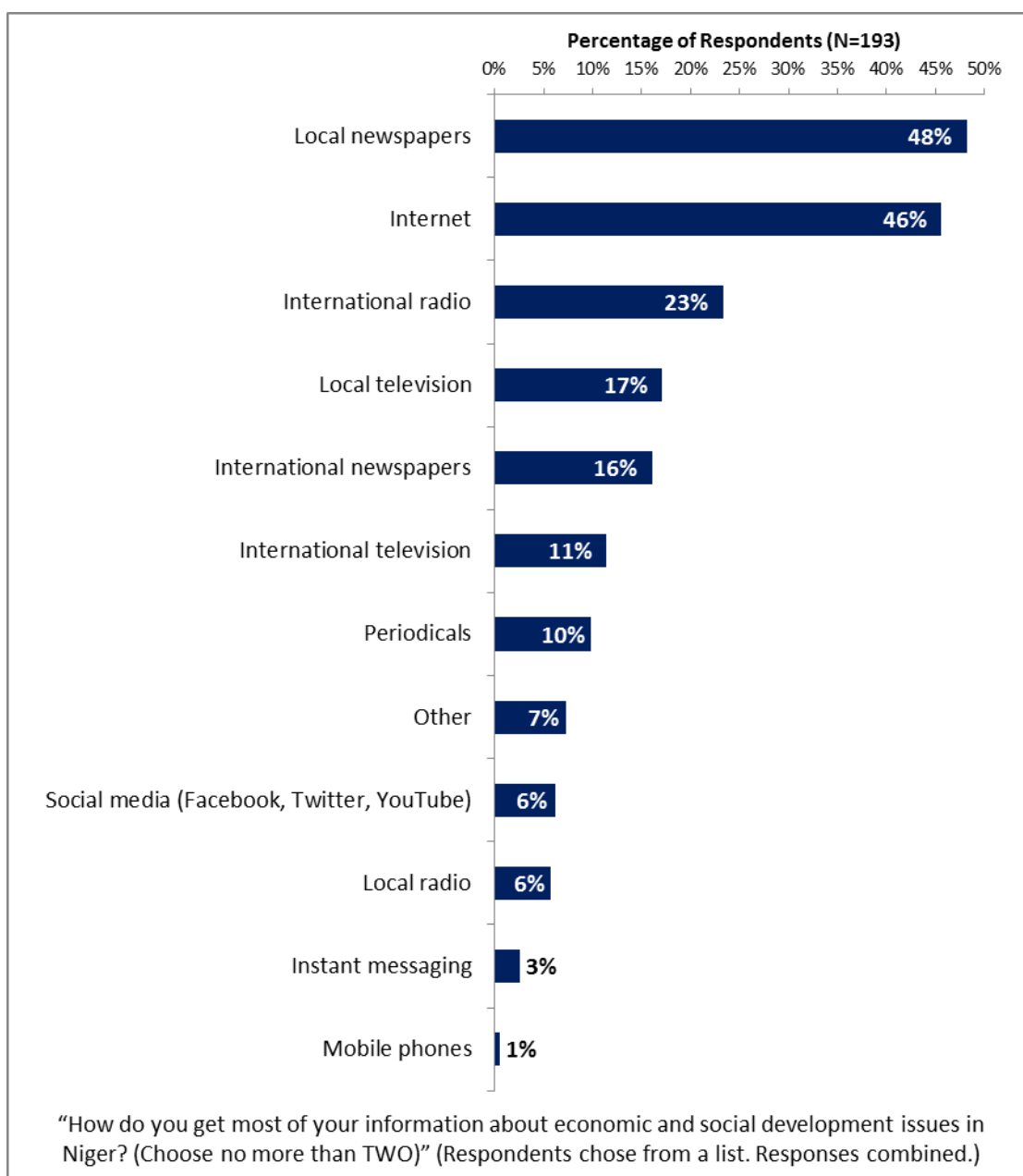
Attributing Slow or Failed Reform Efforts



X. Communication and Openness

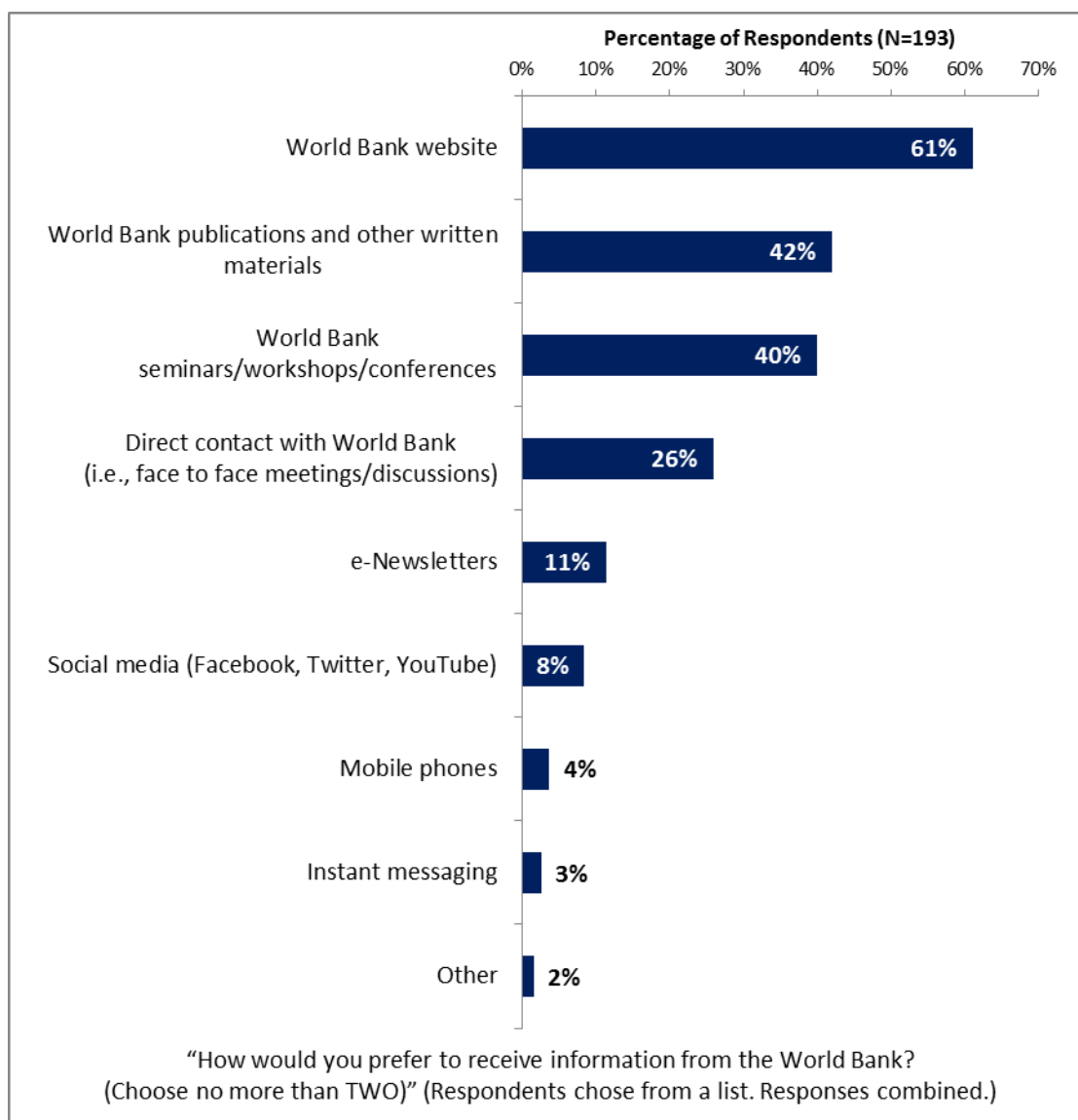
Information Sources

- Half of all respondents in the FY '07 country survey indicated that they got most of their information about economic and social development issues in Niger from local newspapers (50%), followed by local radio (39%), local television (32%), and international radio (32%).



X. Communication and Openness (continued)

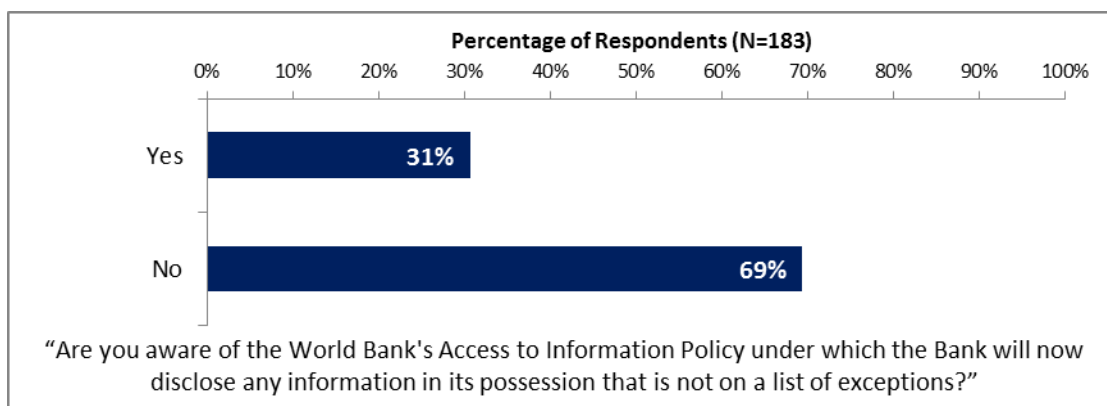
Preferred Information Sources



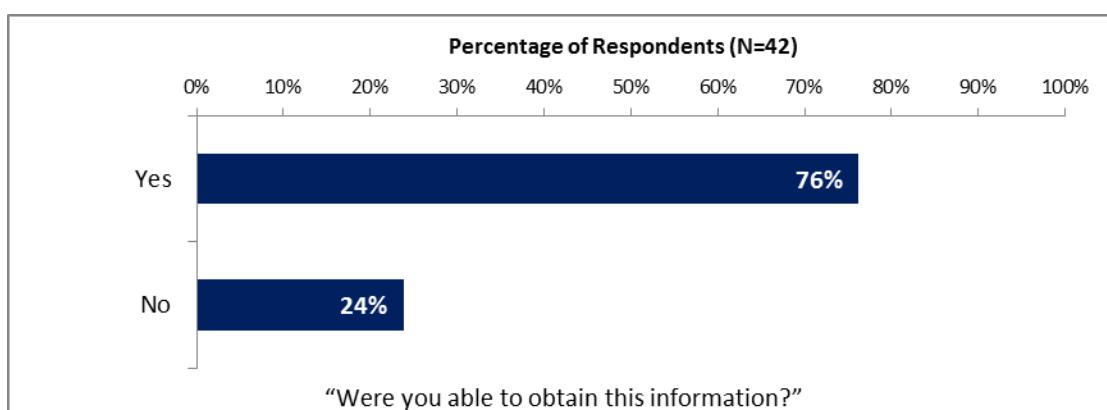
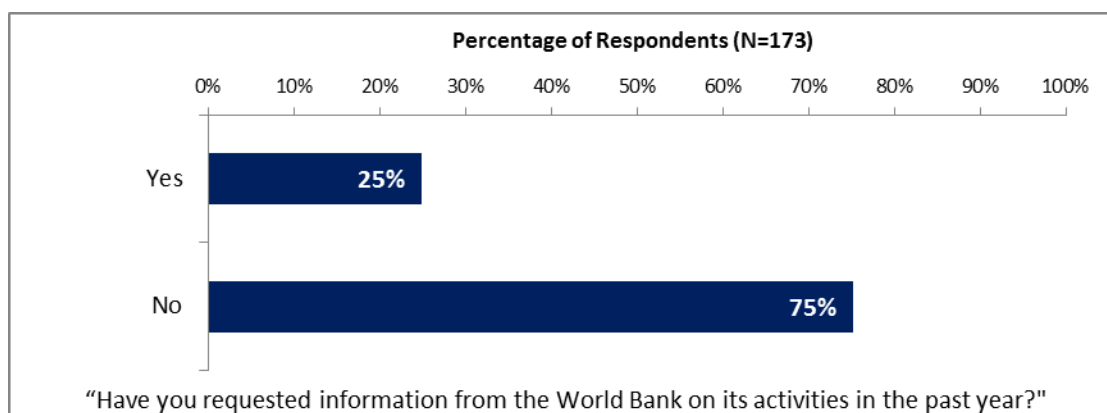
X. Communication and Openness (continued)

Access to Information

- Respondents from academia/research institutes/students were significantly more likely to be aware of the Bank's Access to Information Policy compared to respondents from other stakeholder groups.



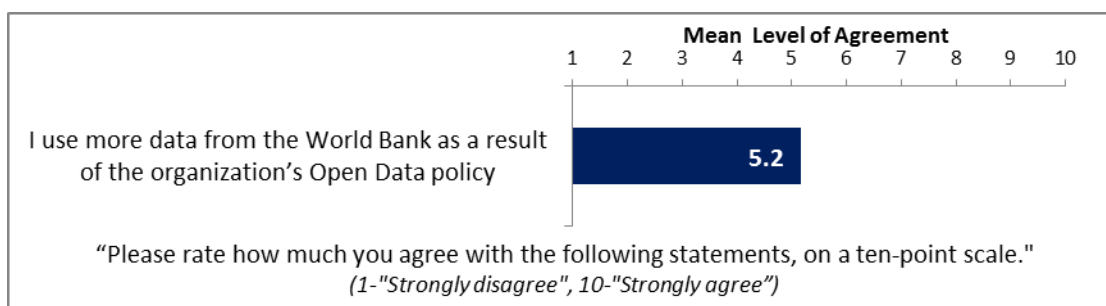
- Respondents from the office of the President/Prime Minister/Minister, bilateral or multilateral agencies, and academia/research institutes/students were significantly more likely to have requested information from the World Bank compared to respondents from other stakeholder groups.



X. Communication and Openness (continued)

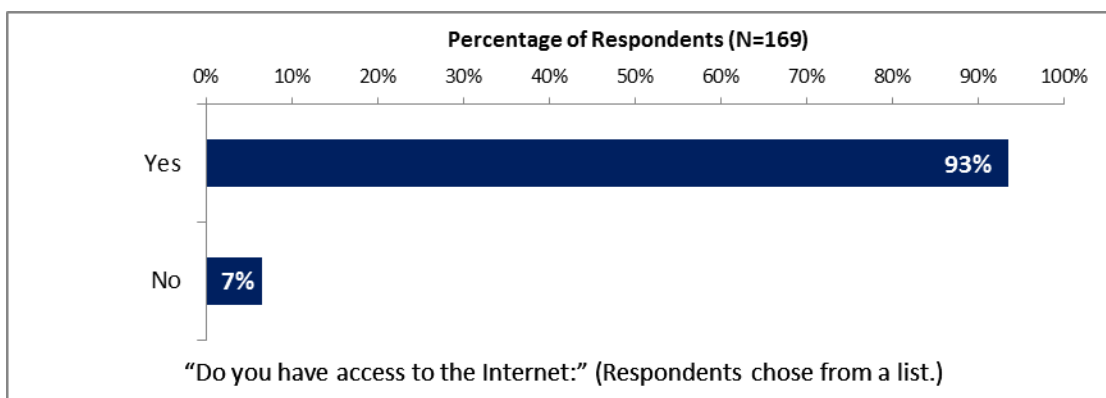
Access to Information (continued)

- Respondents from the office of the President/Prime Minister/Minister had the highest levels of agreement that they use more World Bank data as a result of the Open Data policy whereas respondents from the media had significantly lower levels of agreement.



Internet Access

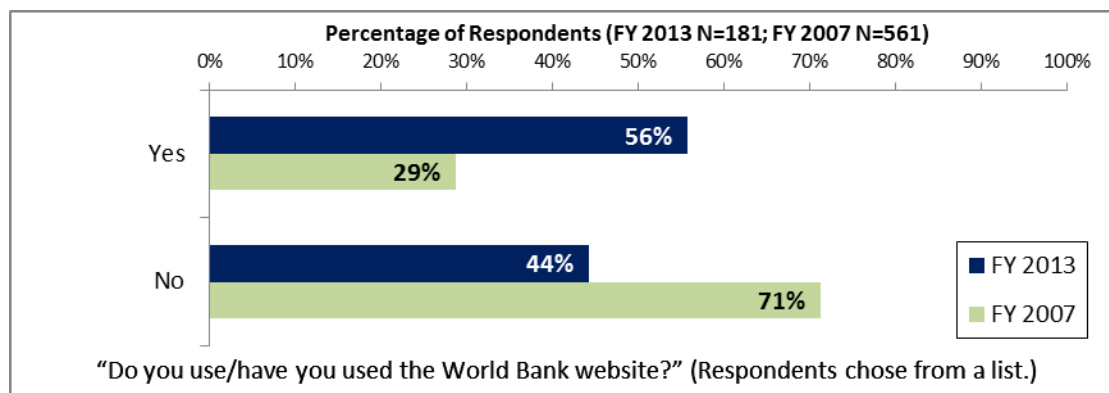
- Respondents from other organizations were significantly *less* likely to have access to the Internet compared to respondents from other stakeholder groups.



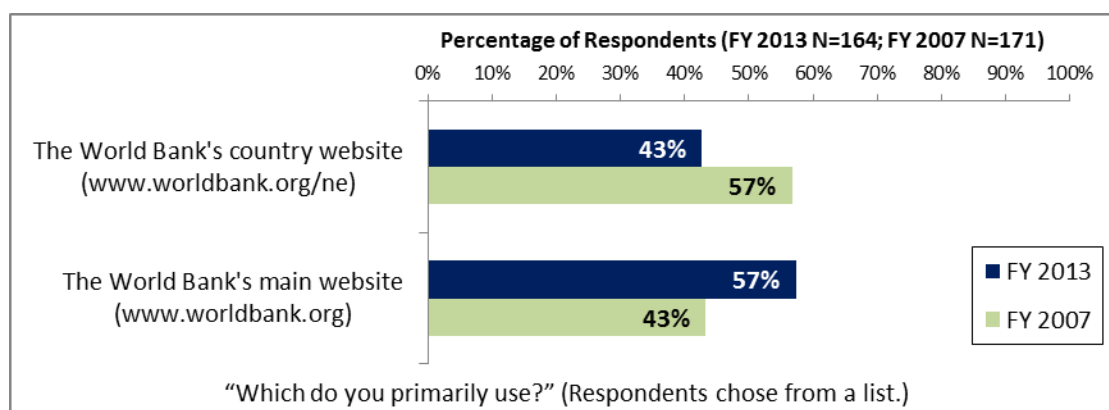
X. Communication and Openness (continued)

Website Usage

- Respondents in this year's country survey were significantly *more* likely to have used the Bank's website compared to respondents from the FY '07 country survey.
- Respondents from local government were significantly *less* likely to have used the Bank's website compared to respondents from other stakeholder groups.



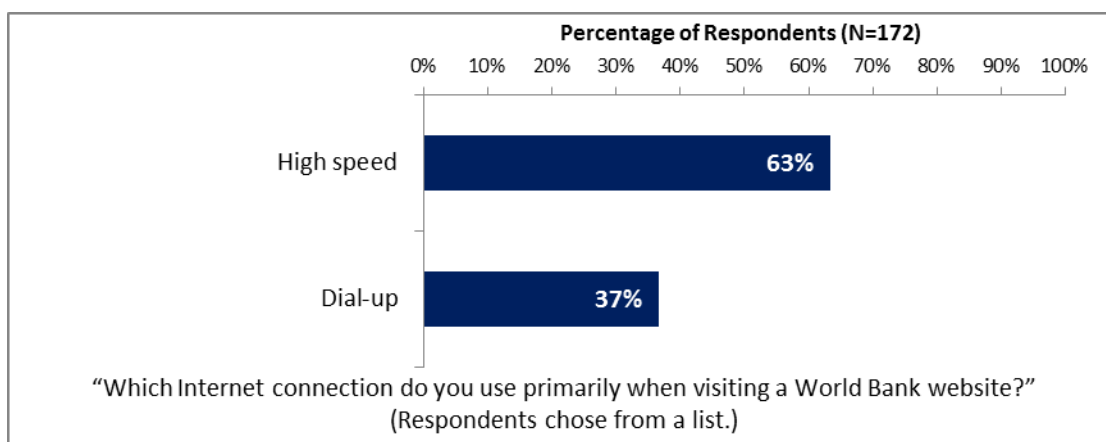
- Respondents in this year's country survey were significantly *more* likely to have used the Bank's main website compared to respondents from the FY '07 country survey.
- Employees of ministries/implementation agencies and respondents from local government, the private sector/financial sector/private banks, and academia/research institutes/students were significantly *more* likely to have used the Bank's country website compared to respondents from other stakeholder groups.




X. Communication and Openness (continued)

Website Usage (continued)

- Employees of ministries/implementation agencies and respondents from local government, the media, and other organizations were significantly *more* likely to have used dial-up Internet connections to access the Bank's website compared to respondents from other stakeholder groups.

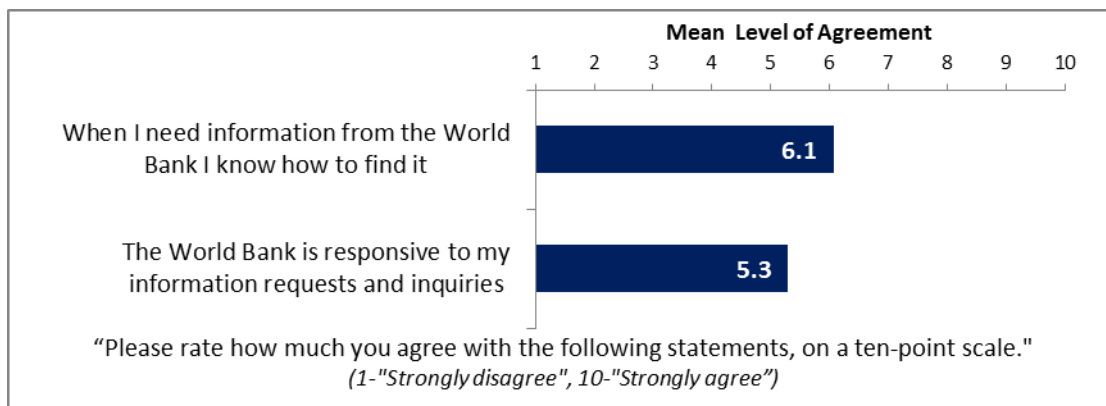


Website Evaluation



X. Communication and Openness (continued)

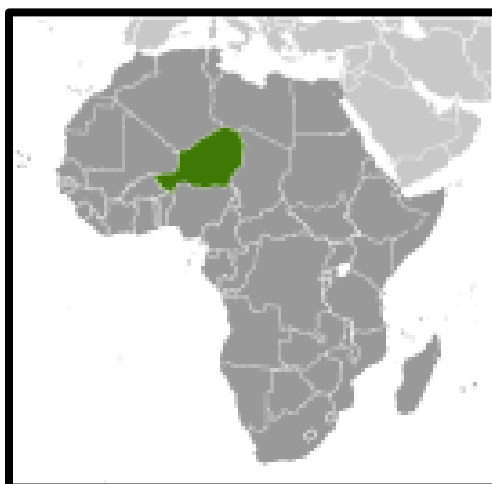
Information Sharing



XI. Appendices

A. Responses to All Questions across All Respondents	45
B. Responses to All Questions by Stakeholder Groups	60
C. Responses to All Questions by Geographic Locations.....	77
D. Responses to All Questions by Year.....	88
E. Indicator Questions as a Function of Exposure to the Bank.....	91
F. World Bank Client Survey 2013 – Niger Questionnaire	92

NIGER



Appendix A: Responses to All Questions across All Respondents (N=194)

A. General Issues facing Niger

1. In general would you say that Niger is headed in...?	Percentage of Respondents (N=188)
The right direction	54.8%
The wrong direction	9.0%
Not sure	36.2%

2. Listed below are a number of development priorities in Niger. Please identify which of the following you consider the most important development priorities in Niger? (Choose no more than THREE)	Percentage of Respondents (Responses Combined; N=188)
Public sector governance/reform	38.3%
Anti-corruption	29.3%
Education	29.3%
Transport	25.0%
Health	21.3%
Poverty reduction	16.5%
Rural development	16.0%
Security	14.9%
Domestic private sector development	14.4%
Job creation/employment	13.8%
Food security and nutrition	10.1%
Energy and oil	9.0%
Agricultural development	9.0%
Natural resource management	8.0%
Water and sanitation	5.9%
Economic growth	4.8%
Social protection	4.3%
Demography	3.7%
Law and justice	3.7%
Equality of opportunity	3.2%
Basic infrastructure	3.2%
Information and communications technology	3.2%
Foreign direct investment	2.7%
Environmental sustainability	2.7%
Gender	2.1%
Global/regional integration	1.6%
Disaster management	1.6%
Urban development	0.5%
Climate change	0.5%
Crime and violence	0.5%
Regulatory framework	0.5%
Financial markets	0.0%
Trade and exports	0.0%
Communicable/non-communicable diseases	0.0%

A. General Issues facing Niger (continued)

3. Poverty reduction is a broad term that encompasses work in many different areas. Which THREE areas of development listed below do you believe would contribute most to reducing poverty in Niger? (Choose no more than THREE)	Percentage of Respondents (Responses Combined; N=192)
Rural development	51.0%
Anti-corruption	28.1%
Education	27.1%
Economic growth	25.5%
Public sector governance/reform	18.8%
Agricultural development	17.7%
Job creation/employment	13.0%
Energy and oil	12.0%
Health	12.0%
Security	10.9%
Basic infrastructure	10.4%
Domestic private sector development	8.9%
Water and sanitation	8.3%
Equality of opportunity	7.8%
Food security and nutrition	6.8%
Social protection	5.2%
Transport	5.2%
Law and justice	4.2%
Natural resource management	3.6%
Demography	3.6%
Urban development	2.6%
Disaster management	2.6%
Climate change	2.1%
Crime and violence	2.1%
Environmental sustainability	2.1%
Gender	1.6%
Regulatory framework	1.0%
Information and communications technology	1.0%
Foreign direct investment	1.0%
Global/regional integration	0.5%
Communicable/non-communicable diseases	0.5%
Financial markets	0.5%
Trade and exports	0.5%

A. General Issues facing Niger (continued)

4. Economic growth can be driven by a number of factors. Which THREE areas below do you believe would contribute most to generating economic growth in Niger? (Choose no more than THREE)	Percentage of Respondents (Responses Combined; N=193)
Energy and oil	65.3%
Rural development	32.1%
Anti-corruption	29.0%
Domestic private sector development	20.7%
Public sector governance/reform	17.1%
Job creation/employment	14.5%
Natural resource management	14.5%
Agricultural development	14.0%
Education	11.4%
Basic infrastructure	8.8%
Foreign direct investment	7.8%
Information and communications technology	7.3%
Trade and exports	6.7%
Transport	6.2%
Security	5.7%
Food security and nutrition	5.2%
Health	4.7%
Water and sanitation	4.1%
Global/regional integration	3.6%
Equality of opportunity	3.1%
Law and justice	2.6%
Financial markets	2.6%
Social protection	2.1%
Climate change	2.1%
Disaster management	2.1%
Demography	2.1%
Crime and violence	1.6%
Gender	1.0%
Regulatory framework	1.0%
Urban development	0.5%
Communicable/non-communicable diseases	0.5%
Environmental sustainability	0.5%

B. Overall Attitudes toward the World Bank

Familiarity, Overall Effectiveness, and Bank Staff Preparedness	N	Mean	SD
1. How familiar are you with the work of the World Bank in Niger, on a ten-point scale? <i>(1-Not familiar at all, 10-Extremely familiar)</i>	181	6.09	2.26
2. Overall, please rate your impression of the World Bank's effectiveness in Niger, on a ten-point scale. <i>(1-Not effective at all, 10-Very effective)</i>	176	6.61	2.35
3. To what extent do you believe the World Bank's staff is well prepared (e.g., skills and knowledge) to help Niger solve its most complicated development challenges, on a ten-point scale? <i>(1-To no degree at all; 10-To a very significant degree)</i>	165	7.10	2.46

B. Overall Attitudes toward the World Bank (continued)

4. When thinking about how the World Bank can have the most impact on development results in Niger, in which sectoral areas do you believe the World Bank should focus most of its attention and resources in Niger? (Choose no more than THREE)	Percentage of Respondents (Responses Combined; N=192)
Public sector governance/reform	40.1%
Poverty reduction	33.9%
Education	33.9%
Domestic private sector development	33.3%
Health	21.4%
Job creation/employment	15.1%
Economic growth	14.6%
Social protection	9.4%
Rural development	9.4%
Transport	8.9%
Agricultural development	8.3%
Energy and oil	7.8%
Anti-corruption	7.3%
Water and sanitation	6.3%
Security	6.3%
Food security and nutrition	6.3%
Basic infrastructure	6.3%
Natural resource management	5.7%
Information and communications technology	4.2%
Equality of opportunity	3.6%
Law and justice	3.6%
Disaster management	3.1%
Foreign direct investment	2.6%
Urban development	1.6%
Environmental sustainability	1.6%
Demography	1.6%
Global/regional integration	0.5%
Gender	0.5%
Crime and violence	0.5%
Climate change	0.5%
Trade and exports	0.5%
Communicable/non-communicable diseases	0.5%
Financial markets	0.0%
Regulatory framework	0.0%

B. Overall Attitudes toward the World Bank (continued)

5. When thinking about the World Bank's role, which activity do you believe is of greatest VALUE and which activity is of second greatest value in Niger?	Percentage of Respondents (N=172)		
	Greatest Value	2 nd Greatest Value	Combined
Financial resources: investment lending	48.3%	9.1%	57.4%
Financial resources: policy-based lending/budget support to the Government	26.2%	14.3%	40.4%
Training/capacity building	9.9%	18.3%	28.2%
Technical assistance	2.9%	13.7%	16.6%
Studies/analyses	2.9%	10.3%	13.2%
Convening/facilitating	2.9%	8.0%	10.9%
Policy advice	2.3%	7.4%	9.8%
Mobilizing third-party financial resources	2.9%	6.3%	9.2%
Linkage to non-Bank expertise	0.6%	6.3%	6.9%
Donor coordination	0.6%	3.4%	4.0%
Data	0.0%	2.3%	2.3%
Other	0.0%	0.0%	0.0%

6. Which of the following do you identify as the World Bank's greatest WEAKNESSES in its work in Niger? (Choose no more than TWO)	Percentage of Respondents (Responses Combined; N=183)
Imposing technocratic solutions without regard to political realities	35.5%
Too bureaucratic in its operational policies and procedures	21.9%
Too influenced by developed countries	20.2%
World Bank processes too slow and complex	18.6%
Not exploring alternative policy options	16.4%
Not collaborating enough with non-state actors	16.4%
Not enough public disclosure of its work	14.2%
Not willing to honestly criticize policies and reform efforts in the country	10.4%
Staff too inaccessible	9.8%
Arrogant in its approach	7.1%
Not client focused	7.1%
Not adequately sensitive to political/social realities in Niger	6.6%
Not aligned with country priorities	5.5%
The credibility of its knowledge/data	3.3%
Not aligned with other donors' work	1.1%
Other	1.1%

7. Which World Bank instruments do you believe are the MOST effective in reducing poverty in Niger? (Choose no more than TWO)	Percentage of Respondents (Responses Combined; N=191)
Investment lending	63.4%
Capacity development	53.9%
Policy-based lending/budget support to the Government	46.6%
Technical assistance	17.3%
Trust Fund management	4.2%
Knowledge products/services	3.7%
Other	2.1%
Don't know	1.6%

B. Overall Attitudes toward the World Bank (continued)

Global Development Agenda	N	Mean	SD
8. To what extent do you believe the World Bank SHOULD seek to influence the global development agenda as related to “global public goods” (e.g., climate change, communicable diseases, international financial systems, etc.), on a ten point scale? (1-To no degree at all, 10-To a very significant degree)	154	7.31	2.17

9. In addition to the regular relations with the national government as its main interlocutor, which TWO of the following groups should the World Bank collaborate with more in your country to ensure better development results there? (Choose no more than TWO)	Percentage of Respondents (Responses Combined; N=191)
NGOs	47.1%
Local Government	34.0%
Private Sector	25.1%
Beneficiaries	20.9%
Community-Based Organizations (CBOs)	20.9%
Academia/Think Tanks/Research Institutes	17.8%
Media	13.6%
Donor Community	9.4%
Parliament	4.2%
Faith-Based Organizations	3.1%
Foundations	1.6%
Other	0.0%

To what extent do you agree with the following statements about the World Bank's work in Niger, on a ten-point scale? (1-Strongly disagree, 10-Strongly agree)	Level of Agreement		
	N	Mean	SD
10. Overall the World Bank currently plays a relevant role in development in Niger	181	7.06	2.54
11. The World Bank's work is aligned with what I consider the development priorities for Niger	147	5.95	2.67
12. The World Bank supports programs and strategies that are realistic for Niger	160	6.54	2.75
13. The World Bank treats clients and stakeholders in Niger with respect	130	6.45	2.83

To what extent is the World Bank an effective development partner in Niger in terms of each of the following? (1-To no degree at all, 10-To a very significant degree)	Degree		
	N	Mean	SD
14. Responsiveness	114	4.68	2.62
15. Flexibility (in terms of the World Bank's products and services)	105	4.50	2.59
16. Flexibility (in terms of changing country circumstances)	101	4.84	2.57
17. Being inclusive	121	4.98	2.38
18. Openness (sharing data and other information)	129	5.35	2.46
19. Staff accessibility	131	4.79	2.81
20. Straightforwardness and honesty	109	6.23	2.56
21. Collaboration with groups outside of the Government	145	5.77	3.03
22. Collaboration with the Government	159	7.83	2.03
23. Collaboration with other donors	125	6.94	2.50
24. Follow through over time	78	6.06	2.74

B. Overall Attitudes toward the World Bank (continued)

25. When World Bank assisted reform efforts fail or are slow to take place, which of the following would you attribute this to? (Choose no more than TWO)	Percentage of Respondents (Responses Combined; N=192)
The World Bank works too slowly	35.9%
There is not an adequate level of citizen/civil society participation	30.7%
The Government works inefficiently	26.6%
Weak ownership of the Government and implementers	21.4%
Inadequate sharing of responsibility between the World Bank, the Government, and implementers	16.7%
The World Bank does not do adequate follow through/follow-up	16.1%
Lack of/inadequate levels of capacity in Government	16.1%
Political pressures and obstacles	14.1%
The World Bank is not sensitive enough to political/social realities on the ground	13.0%
Reforms are not well thought out in light of country challenges	8.3%
Poor donor coordination	6.8%
Other	1.0%

C. World Bank Effectiveness and Results

How effective do you believe the World Bank is in terms of the work it does in the following areas of development in Niger, on a ten-point scale? (1-Not effective at all, 10-Very effective)	Effectiveness		
	N	Mean	SD
1. Anti-corruption	151	6.07	2.89
2. Information and communications technology	127	5.84	2.36
3. Transport	121	4.96	2.51
4. Crime and violence	90	4.36	2.67
5. Law and justice	88	4.78	2.43
6. Urban development	123	5.54	2.41
7. Environmental sustainability	111	5.70	2.27
8. Regulatory framework	114	5.49	2.31
9. Basic infrastructure	123	6.49	2.41
10. Communicable/non-communicable diseases	133	6.44	2.13
11. Poverty reduction	153	7.09	2.30
12. Gender	97	5.74	2.66
13. Domestic private sector development	128	5.79	2.57
14. Foreign direct investment	93	5.01	2.41
15. Water and sanitation	146	6.49	2.14
16. Trade and exports	108	5.62	2.31
17. Economic growth	133	5.92	2.18
18. Energy and oil	91	4.84	2.69
19. Disaster management	116	5.35	2.54
20. Public sector governance/reform	159	6.65	2.18
21. Job creation/employment	116	4.40	2.37
22. Financial markets	101	4.79	2.35
23. Equality of opportunity	93	4.75	2.75
24. Health	150	6.93	2.07
25. Rural development	151	6.44	2.19
26. Global/regional integration	96	5.20	2.48
27. Food security and nutrition	112	6.05	2.45
28. Education	141	6.81	2.19
29. Social protection	114	5.50	2.24
30. Climate change	95	5.40	2.33
31. Agricultural development	115	5.96	2.38
32. Natural resource management	88	5.40	2.63
33. Demography	125	5.95	2.14
34. Security	93	4.87	2.57

Achieving Development Results	N	Mean	SD
35. To what extent does the World Bank's work help achieve sustainable development results in Niger, on a ten point scale? (1-To no degree at all, 10-To a very significant degree)	172	6.73	2.15

C. World Bank Effectiveness and Results (continued)

To what extent do you agree with the following statements about the World Bank in Niger, on a ten point scale? (1-Strongly agree; 10-Strongly disagree)	N	Mean	SD
36. The World Bank's financial instruments (i.e., investment lending, Development Policy Loan, Trust Funds, Program 4 Result, etc.) meet the needs of Niger	172	6.18	2.47
37. The World Bank meets Niger's needs for knowledge services (e.g., research analysis, data technical assistance)	163	5.99	2.35

**D. The World Bank's Knowledge Work and Activities
(i.e., Analysis, Studies, Research, Data, Reports, Conferences)**

1. How frequently do you consult World Bank knowledge work and activities in the work you do?	Percentage of Respondents (N=191)
Weekly	8.4%
Monthly	17.3%
A few times a year	41.4%
Rarely	27.7%
Never	5.2%

D. The World Bank's Knowledge Work and Activities (continued)

2. When thinking about the development challenges in Niger, where do you believe it would be most valuable for the World Bank to focus its knowledge work and activities in the next few years? (Choose no more than THREE)	Percentage of Respondents (Responses Combined; N=192)
Public sector governance/reform	42.2%
Education	38.0%
Poverty reduction	33.9%
Domestic private sector development	30.7%
Health	21.4%
Energy and oil	17.7%
Water and sanitation	13.5%
Anti-corruption	11.5%
Economic growth	8.3%
Rural development	8.3%
Agricultural development	6.8%
Disaster management	4.7%
Social protection	4.7%
Natural resource management	4.7%
Job creation/employment	4.7%
Food security and nutrition	4.7%
Basic infrastructure	4.7%
Security	4.2%
Climate change	3.6%
Law and justice	3.6%
Transport	3.6%
Foreign direct investment	3.1%
Information and communications technology	3.1%
Gender	2.6%
Urban development	2.1%
Trade and exports	1.6%
Financial markets	1.6%
Crime and violence	1.6%
Global/regional integration	1.6%
Demography	1.6%
Equality of opportunity	1.0%
Environmental sustainability	1.0%
Communicable/non-communicable diseases	1.0%
Regulatory framework	0.5%

In Niger, how effective do you believe the World Bank's knowledge work and activities: (1-Not effective at all, 10-Very effective)	Level of Effectiveness		
	N	Mean	SD
3. Enhancing your knowledge and/or skills	163	6.24	2.58
4. Contributing to good policy making	153	6.46	2.37
5. Providing support for program implementation	158	7.14	2.21

D. The World Bank's Knowledge Work and Activities (continued)

In Niger, to what extent do you believe that the World Bank's knowledge work and activities: <i>(1-To no degree at all, 10-To a very significant degree)</i>	Degree		
	N	Mean	SD
6. Are timely	140	6.50	2.66
7. Include appropriate level of stakeholder involvement during preparation	128	5.18	2.32
8. Are relevant to Niger's development priorities	161	6.82	2.10
9. Provide feasible recommendations	133	6.19	2.15
10. Are accessible (well written and easy to understand)	138	6.67	2.25
11. Are a source of relevant information on global good practices	128	5.84	2.33
12. Are useful in terms of the work you do	142	6.44	2.36
13. Are adequately disseminated	131	4.65	2.34
14. Are appropriately translated	120	5.14	2.58
15. Are adaptable to Niger's specific development challenges and country circumstances	140	6.36	2.18

Overall Evaluations	N	Mean	SD
16. Overall, how significant a contribution do you believe the World Bank's knowledge work and activities make to development results in your country, on a ten-point scale? <i>(1-Not significant at all, 10-Very significant)</i>	169	7.18	2.15
17. Overall, how would you rate the technical quality of the World Bank's knowledge work and activities, on a ten-point scale? <i>(1-Very low technical quality, 10-Very high technical quality)</i>	169	6.80	2.18

E. Working with the World Bank

To what extent do you agree/disagree with the following statements, on a ten-point scale? <i>(1-Strongly disagree, 10-Strongly agree)</i>	Level of Agreement		
	N	Mean	SD
1. The World Bank disburses funds promptly	163	3.82	2.51
2. The World Bank effectively monitors and evaluates the projects and programs it supports	164	7.00	2.44
3. The World Bank's approvals and reviews are done in a timely fashion	116	6.32	2.28
4. The World Bank's "Safeguard Policy" requirements are reasonable	117	5.66	2.18
5. The World Bank imposes reasonable conditions on its lending	138	5.94	2.58
6. Working with the World Bank increases Niger's institutional capacity	162	6.90	2.22
7. The World Bank ensures consistency and continuity through staff changes	110	5.79	2.62
8. The World Bank's teams and visits are well coordinated	128	6.66	2.37
9. Where country systems are adequate, the World Bank makes appropriate use of them	107	6.37	2.39
10. The World Bank provides effective implementation support	156	6.93	2.37

F. The Future Role of the World Bank in Niger

The Bank's Role	N	Mean	SD
1. How significant a role do you believe the World Bank SHOULD play in Niger's development in the near future, on a ten-point scale? <i>(1-Not a significant role at all, 10-Very significant role)</i>	167	8.45	1.91

F. The Future Role of the World Bank in Niger (continued)

2. Which of the following SHOULD the World Bank do to make itself of greater value in Niger? (Choose no more than TWO)	Percentage of Respondents (Responses Combined; N=185)
Improve the quality of its experts as related to Niger's specific challenges	48.1%
Reach out more to groups outside of government	30.3%
Reduce the complexity of obtaining World Bank financing	28.6%
Improve the competitiveness of its financing compared to markets	14.1%
Consolidate World Bank projects by sector to limit fragmentation of the Bank portfolio	13.5%
Focus primarily on advocacy issues	10.8%
Consider security challenges more in its development programs	10.8%
Work faster	9.2%
Join the National Framework for Crises and Disasters Management	8.6%
Provide more adequate data/knowledge/statistics/figures on Niger's economy	7.6%
Offer more innovative knowledge services	5.9%
Offer more innovative financial products	3.8%
Ensure greater selectivity in its work	2.7%
Other	2.7%

G. Communication and Information Sharing

1. How do you get most of your information about economic and social development issues in Niger? (Choose no more than TWO)	Percentage of Respondents (Responses Combined; N=193)
Local newspapers	48.2%
Internet	45.6%
International radio	23.3%
Local television	17.1%
International newspapers	16.1%
International television	11.4%
Periodicals	9.8%
Other	7.3%
Social media (Facebook, Twitter, YouTube)	6.2%
Local radio	5.7%
Instant messaging	2.6%
Mobile phones	0.5%
Blogs	0.0%

2. How would you prefer to receive information from the World Bank? (Choose no more than TWO)	Percentage of Respondents (Responses Combined; N=193)
World Bank website	61.1%
World Bank publications and other written materials	42.0%
World Bank seminars/workshops/conferences	39.9%
Direct contact with World Bank (i.e., face to face meetings/discussions)	25.9%
e-Newsletters	11.4%
Social media (Facebook, Twitter, YouTube)	8.3%
Mobile phones	3.6%
Instant messaging	2.6%
Other	1.6%
Blogs	0.0%

G. Communication and Information Sharing (continued)

3. Are you aware of the World Bank's Access to Information Policy under which the Bank will now disclose any information in its possession that is not a list of exceptions?	Percentage of Respondents (N=183)
Yes	30.6%
No	69.4%

4. Have you requested information from the World Bank on its activities in the past year?	Percentage of Respondents (N=173)
Yes	24.9%
No	75.1%

5. Were you able to obtain this information?	Percentage of Respondents (N=42)
Yes	76.2%
No	23.8%

6. Do you have access to the Internet?	Percentage of Respondents (N=169)
Yes	93.5%
No	6.5%

7. Do you use/have used the World Bank website?	Percentage of Respondents (N=181)
Yes	55.8%
No	44.2%

8. Which do you primarily use?	Percentage of Respondents (N=164)
The World Bank's country website (www.worldbank.org/ne)	42.7%
The World Bank's main website (www.worldbank.org)	57.3%

9. Which Internet connection do you use primarily when visiting a World Bank website?	Percentage of Respondents (N=172)
High speed	63.4%
Dial-up	36.6%

Please rate how much you agree with the following statements, on a ten-point scale. (1-Strongly disagree, 10-Strongly agree)	Level of Agreement		
	N	Mean	SD
10. I use more data from the World Bank as a result of the organization's Open Data policy	154	5.16	2.75
11. I find the World Bank websites easy to navigate	111	6.66	2.11
12. I find the information on the World Bank's websites useful	105	6.30	2.10
13. When I need information from the World Bank I know how to find it	114	6.07	2.09
14. The World Bank is responsive to my information requests and inquiries	123	5.29	2.94

H. Background Information

1. Which of the following best describes your current position? (Please mark only ONE response)	Percentage of Respondents (N=192)
Employee of Ministry/Implementation Agency	17.2%
Media	15.1%
NGO	12.5%
Multilateral Agency	8.3%
Academia/Research Institute/Student	7.8%
Private Sector Organization	6.8%
Project Management Unit (PMU)	6.3%
Local Government Office or Staff	4.7%
Bilateral Agency	4.2%
Office of the President/Prime Minister	3.6%
Community-Based Organization	2.6%
Trade Union	2.1%
Office of Minister	1.6%
Office of Parliamentarian	1.6%
Financial Sector/Private Bank	1.6%
Private Foundation	1.0%
Independent Government Institution	1.0%
Faith-Based Group	1.0%
Activist/Social Mobilizer	0.5%
Beneficiary of World Bank Projects	0.5%

2. Please identify the primary specialization of your work. (Please mark only ONE response)	Percentage of Respondents (N=191)
Education	16.2%
Information and communications technology	15.2%
Agricultural/rural development/food security	13.6%
Public sector governance/public financial management/anti-corruption	10.5%
Law and justice/regulatory framework	6.3%
Health/ communicable/non-communicable diseases	5.8%
Financial markets/banking	5.2%
Social protection	4.2%
Other	3.7%
Climate change/disaster management	3.1%
Energy	2.6%
Natural resource management/ environmental sustainability	2.6%
Private sector development/ foreign direct investment	2.6%
Water and sanitation	2.1%
Gender/equality of opportunity	1.6%
Transport	1.6%
Social mobilization	1.6%
Job creation/employment	1.0%
Urban development	0.5%

H. Background Information (continued)

3. Currently, do you professionally collaborate/work with the World Bank in your country?	Percentage of Respondents (N=186)
Yes	45.2%
No	54.8%

4. Which of the following describes most of your exposure to the World Bank in Niger? (Choose no more than TWO)	Percentage of Respondents (N=185)
Use World Bank reports/data	44.3%
Observer	37.3%
Use World Bank website for information, data, research, etc.	37.3%
Collaborate as part of my professional duties	31.4%
Engage in World Bank related/sponsored events/activities	22.2%

5. Which best represents your geographic location?	Percentage of Respondents (N=189)
Niamey	76.7%
Other Urban Areas	14.3%
Rural Areas	9.0%

Appendix B: Responses to All Questions by Stakeholder Groups

A. General Issues facing Niger

In general, would you say that Niger is headed in...?

Percentage of Respondents	Office of the President/Prime Minister/Minister	Employee of a Ministry/Implementation Agency	PMU	Local Government	Bilateral or Multilateral Agency	Private Sector/Financial Sector/Private Bank	NGO/CBO/Private Foundation	Media	Academia/Research Institute/Student	Other
In the right direction	44.4%	51.5%	81.8%	55.6%	66.7%	56.3%	40.0%	58.6%	50.0%	54.5%
In the wrong direction	22.2%	3.0%	9.1%	11.1%	12.5%	0.0%	16.7%	6.9%	7.1%	9.1%
Don't know	33.3%	45.5%	9.1%	33.3%	20.8%	43.8%	43.3%	34.5%	42.9%	36.4%

Listed below are a number of development priorities in Niger. Please identify which of the following you consider the most important development priorities in Niger? (Choose no more than THREE)

Percentage of Respondents (Responses Combined)	Office of the President/Prime Minister/Minister	Employee of a Ministry/Implementation Agency	PMU	Local Government	Bilateral or Multilateral Agency	Private Sector/Financial Sector/Private Bank	NGO/CBO/Private Foundation	Media	Academia/Research Institute/Student	Other
Gender	0.0%	0.0%	0.0%	0.0%	4.2%	0.0%	6.7%	0.0%	0.0%	7.7%
Transport	11.1%	12.1%	33.3%	37.5%	41.7%	50.0%	6.7%	42.3%	6.7%	23.1%
Public sector governance/reform	55.6%	42.4%	33.3%	25.0%	20.8%	37.5%	26.7%	38.5%	80.0%	46.2%
Global/regional integration	0.0%	3.0%	0.0%	0.0%	0.0%	6.3%	0.0%	0.0%	6.7%	0.0%
Social protection	22.2%	3.0%	8.3%	0.0%	4.2%	0.0%	3.3%	3.8%	0.0%	7.7%
Domestic private sector development	0.0%	6.1%	8.3%	12.5%	25.0%	25.0%	10.0%	26.9%	13.3%	7.7%
Foreign direct investment	11.1%	6.1%	8.3%	0.0%	4.2%	0.0%	0.0%	0.0%	0.0%	0.0%
Water and sanitation	11.1%	12.1%	8.3%	0.0%	4.2%	0.0%	3.3%	7.7%	0.0%	7.7%
Anti-corruption	33.3%	33.3%	0.0%	37.5%	12.5%	50.0%	26.7%	34.6%	40.0%	30.8%
Job creation/employment	22.2%	12.1%	25.0%	12.5%	12.5%	6.3%	26.7%	11.5%	0.0%	7.7%
Rural development	22.2%	24.2%	41.7%	25.0%	16.7%	6.3%	10.0%	11.5%	0.0%	15.4%
Financial markets	0.0%	0.0%	0.0%	0.0%	0.0%	0.0%	0.0%	0.0%	0.0%	0.0%
Urban development	11.1%	0.0%	0.0%	0.0%	0.0%	0.0%	0.0%	0.0%	0.0%	0.0%
Environmental sustainability	0.0%	3.0%	0.0%	0.0%	0.0%	0.0%	13.3%	0.0%	0.0%	0.0%
Equality of opportunity	11.1%	0.0%	0.0%	0.0%	0.0%	0.0%	10.0%	0.0%	0.0%	7.7%
Health	11.1%	18.2%	8.3%	37.5%	20.8%	43.8%	13.3%	30.8%	6.7%	23.1%
Demography	0.0%	9.1%	8.3%	0.0%	12.5%	0.0%	0.0%	0.0%	0.0%	0.0%
Education	22.2%	24.2%	0.0%	37.5%	29.2%	25.0%	43.3%	23.1%	60.0%	15.4%
Poverty reduction	0.0%	3.0%	16.7%	12.5%	8.3%	18.8%	33.3%	19.2%	33.3%	7.7%
Energy and oil	0.0%	9.1%	8.3%	12.5%	0.0%	6.3%	20.0%	3.8%	13.3%	7.7%
Food security and nutrition	11.1%	9.1%	16.7%	0.0%	25.0%	0.0%	10.0%	3.8%	6.7%	15.4%
Climate change	0.0%	0.0%	0.0%	0.0%	4.2%	0.0%	0.0%	0.0%	0.0%	0.0%
Agricultural development	0.0%	9.1%	16.7%	37.5%	8.3%	6.3%	10.0%	7.7%	0.0%	7.7%
Trade and exports	0.0%	0.0%	0.0%	0.0%	0.0%	0.0%	0.0%	0.0%	0.0%	0.0%
Crime and violence	0.0%	0.0%	0.0%	0.0%	4.2%	0.0%	0.0%	0.0%	0.0%	0.0%
Economic growth	11.1%	12.1%	0.0%	0.0%	4.2%	0.0%	3.3%	0.0%	6.7%	7.7%
Law and justice	0.0%	3.0%	8.3%	0.0%	0.0%	6.3%	0.0%	7.7%	6.7%	7.7%
Regulatory framework	0.0%	0.0%	0.0%	0.0%	0.0%	0.0%	0.0%	0.0%	0.0%	7.7%
Communicable/non-communicable diseases	0.0%	0.0%	0.0%	0.0%	0.0%	0.0%	0.0%	0.0%	0.0%	0.0%
Basic infrastructure	0.0%	6.1%	16.7%	0.0%	0.0%	0.0%	3.3%	0.0%	6.7%	0.0%
Natural resource management	11.1%	6.1%	0.0%	0.0%	4.2%	6.3%	10.0%	15.4%	0.0%	15.4%
Disaster management	0.0%	6.1%	0.0%	0.0%	0.0%	0.0%	0.0%	0.0%	6.7%	0.0%
Information and communications technology	11.1%	3.0%	0.0%	0.0%	0.0%	6.3%	3.3%	0.0%	0.0%	7.7%
Security	11.1%	21.2%	33.3%	12.5%	33.3%	0.0%	3.3%	11.5%	6.7%	15.4%

A. General Issues facing Niger (continued)

Poverty reduction is a broad term that encompasses work in many different areas. Which THREE areas of development listed below do you believe would contribute most to reducing poverty in Niger? (Choose no more than THREE)

Percentage of Respondents (Responses Combined)	Office of the President/Prime Minister/Minister	Employee of a Ministry/ Implementation Agency	PMU	Local Government	Bilateral or Multilateral Agency	Private Sector/ Financial Sector/ Private Bank	NGO/CBO/ Private Foundation	Media	Academia/ Research Institute/Student	Other
Water and sanitation	20.0%	15.2%	8.3%	12.5%	4.2%	12.5%	9.7%	3.6%	0.0%	0.0%
Equality of opportunity	10.0%	0.0%	8.3%	12.5%	0.0%	12.5%	9.7%	7.1%	20.0%	15.4%
Economic growth	40.0%	30.3%	16.7%	25.0%	29.2%	12.5%	19.4%	32.1%	26.7%	23.1%
Climate change	20.0%	0.0%	0.0%	0.0%	0.0%	0.0%	6.5%	0.0%	0.0%	0.0%
Global/regional integration	0.0%	3.0%	0.0%	0.0%	0.0%	0.0%	0.0%	0.0%	0.0%	0.0%
Gender	0.0%	0.0%	0.0%	0.0%	4.2%	6.3%	0.0%	0.0%	6.7%	0.0%
Rural development	40.0%	48.5%	58.3%	75.0%	66.7%	68.8%	32.3%	64.3%	46.7%	23.1%
Urban development	0.0%	6.1%	0.0%	0.0%	4.2%	0.0%	0.0%	0.0%	6.7%	7.7%
Regulatory framework	0.0%	0.0%	0.0%	0.0%	0.0%	0.0%	3.2%	3.6%	0.0%	0.0%
Basic infrastructure	0.0%	12.1%	25.0%	0.0%	8.3%	25.0%	3.2%	7.1%	13.3%	7.7%
Social protection	30.0%	0.0%	8.3%	12.5%	4.2%	0.0%	9.7%	0.0%	0.0%	7.7%
Law and justice	0.0%	9.1%	0.0%	0.0%	0.0%	6.3%	0.0%	3.6%	6.7%	15.4%
Transport	10.0%	9.1%	8.3%	0.0%	8.3%	0.0%	0.0%	3.6%	6.7%	7.7%
Crime and violence	0.0%	0.0%	0.0%	0.0%	0.0%	0.0%	3.2%	3.6%	6.7%	7.7%
Communicable/non-communicable diseases	0.0%	0.0%	0.0%	0.0%	0.0%	0.0%	3.2%	0.0%	0.0%	0.0%
Information and communications technology	10.0%	0.0%	0.0%	0.0%	0.0%	0.0%	0.0%	3.6%	0.0%	0.0%
Security	0.0%	18.2%	16.7%	12.5%	16.7%	25.0%	0.0%	14.3%	0.0%	0.0%
Anti-corruption	0.0%	27.3%	8.3%	0.0%	16.7%	18.8%	45.2%	28.6%	60.0%	46.2%
Domestic private sector development	10.0%	6.1%	16.7%	12.5%	8.3%	12.5%	6.5%	10.7%	0.0%	15.4%
Foreign direct investment	0.0%	3.0%	0.0%	0.0%	0.0%	6.3%	0.0%	0.0%	0.0%	0.0%
Education	10.0%	27.3%	25.0%	12.5%	33.3%	18.8%	32.3%	28.6%	26.7%	38.5%
Energy and oil	20.0%	9.1%	8.3%	12.5%	8.3%	6.3%	19.4%	21.4%	0.0%	7.7%
Public sector governance/reform	20.0%	21.2%	16.7%	12.5%	12.5%	12.5%	16.1%	7.1%	53.3%	23.1%
Natural resource management	10.0%	0.0%	0.0%	0.0%	4.2%	0.0%	6.5%	10.7%	0.0%	0.0%
Environmental sustainability	0.0%	6.1%	0.0%	0.0%	0.0%	0.0%	3.2%	3.6%	0.0%	0.0%
Disaster management	0.0%	3.0%	8.3%	12.5%	0.0%	0.0%	6.5%	0.0%	0.0%	0.0%
Health	0.0%	12.1%	16.7%	37.5%	8.3%	12.5%	12.9%	10.7%	13.3%	7.7%
Agricultural development	10.0%	15.2%	25.0%	25.0%	25.0%	25.0%	16.1%	14.3%	6.7%	15.4%
Job creation/employment	30.0%	6.1%	8.3%	25.0%	8.3%	12.5%	22.6%	0.0%	0.0%	30.8%
Financial markets	0.0%	0.0%	0.0%	0.0%	0.0%	0.0%	0.0%	3.6%	0.0%	0.0%
Trade and exports	0.0%	0.0%	0.0%	0.0%	0.0%	0.0%	0.0%	0.0%	0.0%	0.0%
Food security and nutrition	0.0%	6.1%	16.7%	0.0%	12.5%	0.0%	9.7%	10.7%	0.0%	0.0%
Demography	10.0%	3.0%	0.0%	0.0%	16.7%	0.0%	0.0%	3.6%	0.0%	0.0%

A. General Issues facing Niger (continued)

Economic growth can be driven by a number of factors. Which THREE areas below do you believe would contribute most to generating economic growth in Niger? (Choose no more than THREE)

Percentage of Respondents (Responses Combined)	Office of the President/Prime Minister/Minister	Employee of a Ministry/ Implementation Agency	PMU	Local Government	Bilateral or Multilateral Agency	Private Sector/ Financial Sector/ Private Bank	NGO/CBO/ Private Foundation	Media	Academia/ Research Institute/Student	Other
Energy and oil	50.0%	51.5%	58.3%	77.8%	70.8%	75.0%	58.1%	75.0%	93.3%	61.5%
Gender	0.0%	0.0%	0.0%	0.0%	4.2%	0.0%	3.2%	0.0%	0.0%	0.0%
Equality of opportunity	10.0%	3.0%	0.0%	0.0%	0.0%	0.0%	9.7%	0.0%	6.7%	0.0%
Social protection	0.0%	3.0%	0.0%	0.0%	0.0%	12.5%	0.0%	3.6%	0.0%	0.0%
Global/regional integration	0.0%	3.0%	0.0%	11.1%	4.2%	0.0%	3.2%	0.0%	13.3%	7.7%
Climate change	20.0%	0.0%	8.3%	0.0%	0.0%	0.0%	3.2%	0.0%	0.0%	0.0%
Anti-corruption	20.0%	18.2%	33.3%	22.2%	25.0%	37.5%	25.8%	50.0%	20.0%	38.5%
Disaster management	20.0%	0.0%	0.0%	0.0%	0.0%	6.3%	0.0%	0.0%	0.0%	7.7%
Rural development	60.0%	33.3%	41.7%	33.3%	41.7%	18.8%	16.1%	28.6%	53.3%	15.4%
Foreign direct investment	10.0%	6.1%	8.3%	0.0%	4.2%	6.3%	3.2%	14.3%	26.7%	0.0%
Urban development	0.0%	0.0%	0.0%	0.0%	0.0%	0.0%	3.2%	0.0%	0.0%	0.0%
Water and sanitation	10.0%	6.1%	0.0%	11.1%	4.2%	6.3%	6.5%	0.0%	0.0%	0.0%
Education	0.0%	12.1%	0.0%	22.2%	16.7%	25.0%	9.7%	10.7%	6.7%	7.7%
Information and communications technology	10.0%	3.0%	0.0%	11.1%	8.3%	0.0%	6.5%	14.3%	0.0%	15.4%
Regulatory framework	0.0%	0.0%	0.0%	0.0%	0.0%	6.3%	3.2%	0.0%	0.0%	0.0%
Demography	0.0%	3.0%	8.3%	0.0%	4.2%	0.0%	3.2%	0.0%	0.0%	0.0%
Communicable/non-communicable diseases	0.0%	0.0%	0.0%	0.0%	0.0%	0.0%	3.2%	0.0%	0.0%	0.0%
Trade and exports	20.0%	9.1%	16.7%	0.0%	4.2%	0.0%	6.5%	7.1%	0.0%	7.7%
Public sector governance/reform	20.0%	21.2%	16.7%	11.1%	12.5%	6.3%	16.1%	7.1%	46.7%	23.1%
Domestic private sector development	10.0%	27.3%	16.7%	22.2%	16.7%	37.5%	25.8%	10.7%	13.3%	7.7%
Job creation/employment	20.0%	21.2%	16.7%	11.1%	16.7%	0.0%	19.4%	10.7%	6.7%	15.4%
Agricultural development	0.0%	18.2%	25.0%	22.2%	8.3%	12.5%	19.4%	10.7%	0.0%	23.1%
Food security and nutrition	0.0%	6.1%	16.7%	0.0%	16.7%	0.0%	0.0%	0.0%	0.0%	7.7%
Transport	0.0%	6.1%	0.0%	11.1%	8.3%	0.0%	16.1%	7.1%	0.0%	0.0%
Natural resource management	10.0%	21.2%	16.7%	33.3%	12.5%	6.3%	12.9%	17.9%	0.0%	7.7%
Environmental sustainability	0.0%	0.0%	0.0%	0.0%	0.0%	0.0%	3.2%	0.0%	0.0%	0.0%
Health	0.0%	3.0%	0.0%	0.0%	4.2%	6.3%	6.5%	10.7%	0.0%	7.7%
Basic infrastructure	0.0%	3.0%	8.3%	0.0%	8.3%	25.0%	9.7%	7.1%	6.7%	23.1%
Law and justice	0.0%	0.0%	0.0%	0.0%	0.0%	12.5%	3.2%	7.1%	0.0%	0.0%
Crime and violence	0.0%	0.0%	0.0%	0.0%	4.2%	0.0%	3.2%	0.0%	0.0%	7.7%
Financial markets	0.0%	6.1%	0.0%	0.0%	0.0%	0.0%	3.2%	3.6%	6.7%	0.0%
Security	10.0%	15.2%	8.3%	0.0%	4.2%	0.0%	0.0%	3.6%	0.0%	15.4%

B. Overall Attitudes toward the World Bank**Overall Attitudes toward the World Bank**

	Which of the following best describes your current position?																													
	Office of the President/Prime Minister/Minister			Employee of Ministry/Implementation Agency			PMU			Local Government			Bilateral or Multilateral Agency			Private Sector/Financial Sector/Private Bank			NGO/CBO/Private Foundation			Media			Academia/Research Institute/Student			Other		
	N	Mean	SD	N	Mean	SD	N	Mean	SD	N	Mean	SD	N	Mean	SD	N	Mean	SD	N	Mean	SD	N	Mean	SD	N	Mean	SD	N	Mean	SD
How familiar are you with the work of the World Bank in CAR, on a ten-point scale?	7	5.86	3.39	32	5.59	1.90	12	6.92	1.38	8	6.13	2.30	23	6.65	1.90	16	6.81	2.79	30	5.33	2.20	27	6.22	2.79	14	6.57	1.16	10	6.30	2.26
Overall, please rate your impression of the World Bank's effectiveness in Niger, on a ten-point scale.	8	6.63	3.85	30	6.53	1.70	12	7.42	1.83	7	6.86	2.12	20	7.75	1.55	14	6.86	2.80	30	5.53	2.45	28	6.29	2.84	14	7.50	.94	11	6.45	2.38
To what extent do you believe the World Bank's staff is well prepared to help Niger solve its most complicated development challenges, on ten-point scale?	7	7.57	3.10	29	6.90	2.18	11	7.73	1.90	6	7.17	1.60	20	7.80	1.54	14	7.50	3.11	27	5.89	2.56	25	7.20	3.16	14	7.64	1.50	11	7.55	2.07

(1-Not familiar at all, 10-Extremely familiar; 1-Not effective at all, 10-Very effective; 1-To no degree at all, 10-To a very significant degree)

B. Overall Attitudes toward the World Bank (continued)

When thinking about how the World Bank can have the most impact on development results in Niger, in which sectoral areas do you believe the World Bank should focus most of its attention and resources in Niger? (Choose no more than THREE)

Percentage of Respondents (Responses Combined)	Office of the President/Prime Minister/Minister	Employee of a Ministry/ Implementation Agency	PMU	Local Government	Bilateral or Multilateral Agency	Private Sector/ Financial Sector/ Private Bank	NGO/CBO/ Private Foundation	Media	Academia/ Research Institute/Student	Other
Social protection	11.1%	12.1%	0.0%	0.0%	8.3%	6.3%	12.9%	17.9%	6.7%	0.0%
Public sector governance/reform	11.1%	48.5%	33.3%	44.4%	33.3%	75.0%	32.3%	28.6%	66.7%	30.8%
Transport	0.0%	3.0%	16.7%	0.0%	12.5%	18.8%	6.5%	14.3%	6.7%	7.7%
Poverty reduction	44.4%	27.3%	0.0%	33.3%	37.5%	56.3%	38.7%	39.3%	20.0%	30.8%
Global/regional integration	0.0%	3.0%	0.0%	0.0%	0.0%	0.0%	0.0%	0.0%	0.0%	0.0%
Gender	0.0%	0.0%	0.0%	0.0%	0.0%	0.0%	3.2%	0.0%	0.0%	0.0%
Crime and violence	0.0%	0.0%	0.0%	0.0%	0.0%	0.0%	0.0%	0.0%	0.0%	7.7%
Domestic private sector development	55.6%	45.5%	50.0%	11.1%	25.0%	31.3%	12.9%	46.4%	46.7%	15.4%
Rural development	0.0%	12.1%	0.0%	11.1%	25.0%	18.8%	3.2%	3.6%	6.7%	7.7%
Foreign direct investment	0.0%	0.0%	0.0%	0.0%	8.3%	0.0%	3.2%	7.1%	0.0%	0.0%
Water and sanitation	11.1%	3.0%	16.7%	11.1%	0.0%	6.3%	9.7%	3.6%	0.0%	15.4%
Energy and oil	0.0%	9.1%	0.0%	11.1%	4.2%	6.3%	12.9%	10.7%	6.7%	7.7%
Job creation/employment	22.2%	9.1%	8.3%	11.1%	16.7%	6.3%	22.6%	21.4%	6.7%	15.4%
Financial markets	0.0%	0.0%	0.0%	0.0%	0.0%	0.0%	0.0%	0.0%	0.0%	0.0%
Urban development	0.0%	0.0%	8.3%	11.1%	0.0%	0.0%	0.0%	3.6%	0.0%	0.0%
Environmental sustainability	0.0%	0.0%	0.0%	0.0%	0.0%	0.0%	6.5%	0.0%	0.0%	7.7%
Security	11.1%	21.2%	0.0%	0.0%	4.2%	0.0%	0.0%	7.1%	0.0%	7.7%
Equality of opportunity	0.0%	0.0%	8.3%	0.0%	4.2%	0.0%	3.2%	3.6%	13.3%	7.7%
Health	11.1%	18.2%	41.7%	22.2%	37.5%	0.0%	19.4%	17.9%	20.0%	23.1%
Education	33.3%	30.3%	41.7%	44.4%	25.0%	37.5%	35.5%	25.0%	60.0%	23.1%
Food security and nutrition	11.1%	3.0%	8.3%	11.1%	4.2%	6.3%	16.1%	0.0%	0.0%	7.7%
Climate change	0.0%	0.0%	0.0%	0.0%	0.0%	0.0%	0.0%	3.6%	0.0%	0.0%
Agricultural development	22.2%	6.1%	0.0%	33.3%	8.3%	12.5%	6.5%	0.0%	0.0%	23.1%
Trade and exports	0.0%	0.0%	0.0%	0.0%	0.0%	0.0%	0.0%	0.0%	0.0%	0.0%
Economic growth	11.1%	30.3%	16.7%	22.2%	20.8%	0.0%	3.2%	3.6%	20.0%	23.1%
Law and justice	11.1%	3.0%	0.0%	0.0%	0.0%	0.0%	3.2%	3.6%	13.3%	7.7%
Regulatory framework	0.0%	0.0%	0.0%	0.0%	0.0%	0.0%	0.0%	0.0%	0.0%	0.0%
Communicable/non-communicable diseases	0.0%	0.0%	0.0%	0.0%	0.0%	0.0%	3.2%	0.0%	0.0%	0.0%
Basic infrastructure	0.0%	3.0%	41.7%	0.0%	4.2%	0.0%	12.9%	3.6%	0.0%	0.0%
Natural resource management	0.0%	3.0%	0.0%	11.1%	0.0%	0.0%	6.5%	10.7%	6.7%	15.4%
Anti-corruption	11.1%	0.0%	0.0%	0.0%	0.0%	12.5%	16.1%	17.9%	0.0%	7.7%
Information and communications technology	22.2%	3.0%	0.0%	11.1%	4.2%	0.0%	3.2%	3.6%	0.0%	7.7%
Disaster management	0.0%	3.0%	0.0%	0.0%	8.3%	0.0%	6.5%	3.6%	0.0%	0.0%
Demography	0.0%	3.0%	8.3%	0.0%	4.2%	0.0%	0.0%	0.0%	0.0%	0.0%

B. Overall Attitudes toward the World Bank (continued)

When thinking about the World Bank's role, which activity do you believe is of greatest VALUE and which activity is of second greatest value in Niger?

Greatest Value	Office of the President/Prime Minister/Minister	Employee of a Ministry/Implementation Agency	PMU	Local Government	Bilateral or Multilateral Agency	Private Sector/ Financial Sector/ Private Bank	NGO/CBO/ Private Foundation	Media	Academia/ Research Institute/Student	Other
Percentage of Respondents										
Financial resources: investment lending	37.5%	41.4%	58.3%	62.5%	57.1%	69.2%	48.1%	52.0%	28.6%	38.5%
Financial resources: policy-based lending/budget support to the Government	50.0%	37.9%	25.0%	25.0%	28.6%	0.0%	25.9%	16.0%	28.6%	23.1%
Mobilizing third-party financial resources	0.0%	6.9%	0.0%	0.0%	0.0%	7.7%	0.0%	4.0%	0.0%	0.0%
Technical assistance	0.0%	0.0%	8.3%	0.0%	4.8%	7.7%	3.7%	0.0%	0.0%	7.7%
Policy advice	0.0%	3.4%	0.0%	0.0%	4.8%	0.0%	3.7%	0.0%	0.0%	7.7%
Donor coordination	0.0%	0.0%	0.0%	0.0%	0.0%	0.0%	0.0%	0.0%	7.1%	0.0%
Data	0.0%	0.0%	0.0%	0.0%	0.0%	0.0%	0.0%	0.0%	0.0%	0.0%
Training/capacity building	12.5%	6.9%	0.0%	12.5%	4.8%	7.7%	11.1%	16.0%	21.4%	7.7%
Studies/analyses	0.0%	3.4%	8.3%	0.0%	0.0%	0.0%	0.0%	8.0%	0.0%	7.7%
Convening/facilitating	0.0%	0.0%	0.0%	0.0%	0.0%	0.0%	3.7%	4.0%	14.3%	7.7%
Linkage to non-Bank expertise	0.0%	0.0%	0.0%	0.0%	0.0%	0.0%	3.7%	0.0%	0.0%	0.0%
Other	0.0%	0.0%	0.0%	0.0%	0.0%	0.0%	0.0%	0.0%	0.0%	0.0%

2nd Greatest Value	Office of the President/Prime Minister/Minister	Employee of a Ministry/Implementation Agency	PMU	Local Government	Bilateral or Multilateral Agency	Private Sector/ Financial Sector/ Private Bank	NGO/CBO/ Private Foundation	Media	Academia/ Research Institute/Student	Other
Percentage of Respondents										
Financial resources: investment lending	25.0%	13.3%	16.7%	0.0%	0.0%	15.4%	6.9%	12.5%	0.0%	0.0%
Financial resources: policy-based lending/budget support to the Government	0.0%	10.0%	25.0%	37.5%	13.6%	23.1%	6.9%	12.5%	21.4%	15.4%
Mobilizing third-party financial resources	0.0%	3.3%	8.3%	0.0%	9.1%	7.7%	10.3%	8.3%	0.0%	7.7%
Technical assistance	0.0%	20.0%	0.0%	12.5%	9.1%	7.7%	20.7%	25.0%	14.3%	0.0%
Policy advice	0.0%	3.3%	16.7%	0.0%	9.1%	0.0%	6.9%	4.2%	28.6%	7.7%
Donor coordination	0.0%	3.3%	8.3%	0.0%	18.2%	0.0%	0.0%	0.0%	0.0%	0.0%
Data	0.0%	0.0%	0.0%	0.0%	9.1%	0.0%	0.0%	4.2%	0.0%	7.7%
Training/capacity building	50.0%	20.0%	0.0%	25.0%	0.0%	7.7%	20.7%	16.7%	21.4%	46.2%
Studies/analyses	12.5%	16.7%	8.3%	12.5%	13.6%	15.4%	10.3%	4.2%	7.1%	0.0%
Convening/facilitating	12.5%	6.7%	8.3%	0.0%	4.5%	23.1%	6.9%	12.5%	0.0%	0.0%
Linkage to non-Bank expertise	0.0%	3.3%	0.0%	12.5%	13.6%	0.0%	10.3%	0.0%	7.1%	15.4%
Other	0.0%	0.0%	0.0%	0.0%	0.0%	0.0%	0.0%	0.0%	0.0%	0.0%

B. Overall Attitudes toward the World Bank (continued)

Which of the following do you identify as the World Bank's greatest WEAKNESSES in its work in Niger? (Choose no more than TWO)

Percentage of Respondents (Responses Combined)	Office of the President/Prime Minister/Minister	Employee of a Ministry/ Implementation Agency	PMU	Local Government	Bilateral or Multilateral Agency	Private Sector/ Financial Sector/ Private Bank	NGO/CBO/ Private Foundation	Media	Academia/ Research Institute/Student	Other
Imposing technocratic solutions without regard to political realities	44.4%	31.3%	25.0%	22.2%	19.0%	50.0%	35.5%	51.9%	42.9%	33.3%
Not exploring alternative policy options	11.1%	15.6%	8.3%	33.3%	33.3%	7.1%	16.1%	22.2%	0.0%	8.3%
Too bureaucratic in its operational policies and procedures	11.1%	18.8%	16.7%	11.1%	9.5%	28.6%	25.8%	22.2%	57.1%	8.3%
Staff too inaccessible	22.2%	0.0%	8.3%	22.2%	4.8%	7.1%	12.9%	14.8%	7.1%	16.7%
Arrogant in its approach	0.0%	3.1%	8.3%	33.3%	9.5%	7.1%	6.5%	0.0%	7.1%	16.7%
Not client focused	22.2%	0.0%	16.7%	0.0%	14.3%	7.1%	9.7%	7.4%	0.0%	0.0%
The credibility of its knowledge/data	0.0%	0.0%	0.0%	0.0%	14.3%	7.1%	0.0%	0.0%	7.1%	0.0%
Not willing to honestly criticize policies and reform efforts in the country	11.1%	6.3%	16.7%	0.0%	4.8%	14.3%	6.5%	18.5%	14.3%	16.7%
Too influenced by developed countries	11.1%	31.3%	25.0%	11.1%	28.6%	7.1%	16.1%	7.4%	21.4%	41.7%
Not enough public disclosure of its work	11.1%	15.6%	8.3%	33.3%	19.0%	21.4%	12.9%	18.5%	0.0%	0.0%
World Bank processes too slow and complex	33.3%	34.4%	33.3%	11.1%	4.8%	7.1%	19.4%	11.1%	7.1%	25.0%
Not aligned with country priorities	11.1%	0.0%	8.3%	11.1%	0.0%	7.1%	9.7%	11.1%	0.0%	0.0%
Not aligned with other donors' work	0.0%	0.0%	0.0%	0.0%	4.8%	7.1%	0.0%	0.0%	0.0%	0.0%
Not collaborating enough with non-state actors	0.0%	25.0%	0.0%	11.1%	14.3%	21.4%	16.1%	11.1%	35.7%	0.0%
Not adequately sensitive to political/social realities in Niger	11.1%	6.3%	8.3%	0.0%	0.0%	7.1%	12.9%	0.0%	0.0%	25.0%
Other	0.0%	3.1%	0.0%	0.0%	0.0%	0.0%	0.0%	0.0%	0.0%	8.3%

Which World Bank instruments do you believe are the MOST effective in reducing poverty in Niger? (Choose no more than TWO)

Percentage of Respondents (Responses Combined)	Office of the President/Prime Minister/Minister	Employee of a Ministry/ Implementation Agency	PMU	Local Government	Bilateral or Multilateral Agency	Private Sector/ Financial Sector/ Private Bank	NGO/CBO/ Private Foundation	Media	Academia/ Research Institute/Student	Other
Capacity development	60.0%	48.5%	25.0%	55.6%	43.5%	60.0%	54.8%	50.0%	73.3%	84.6%
Policy-based lending/budget support to the Government	50.0%	51.5%	33.3%	66.7%	47.8%	46.7%	35.5%	46.4%	53.3%	46.2%
Knowledge products/services	0.0%	3.0%	8.3%	0.0%	8.7%	0.0%	6.5%	3.6%	0.0%	0.0%
Investment lending	80.0%	66.7%	91.7%	77.8%	56.5%	66.7%	61.3%	71.4%	46.7%	23.1%
Technical assistance	0.0%	12.1%	8.3%	0.0%	21.7%	6.7%	32.3%	14.3%	26.7%	23.1%
Trust Fund management	10.0%	3.0%	8.3%	0.0%	8.7%	0.0%	3.2%	3.6%	0.0%	7.7%
Other	0.0%	3.0%	0.0%	0.0%	0.0%	0.0%	0.0%	10.7%	0.0%	0.0%
Don't know	0.0%	0.0%	0.0%	0.0%	0.0%	6.7%	3.2%	0.0%	0.0%	7.7%

Overall Attitudes toward the World Bank

	Which of the following best describes your current position?																													
	Office of the President/Prime Minister/Minister			Employee of Ministry/Implementation Agency			PMU			Local Government			Bilateral or Multilateral Agency			Private Sector/Financial Sector/Private Bank			NGO/CBO/Private Foundation			Media			Academia/Research Institute/Student			Other		
	N	Mean	SD	N	Mean	SD	N	Mean	SD	N	Mean	SD	N	Mean	SD	N	Mean	SD	N	Mean	SD	N	Mean	SD	N	Mean	SD	N	Mean	SD
To what extent do you believe the World Bank SHOULD seek to influence the global development agenda as related to "global public goods", on a ten-point scale?	6	8.83	1.60	25	7.00	2.10	9	6.44	2.70	6	7.17	1.72	23	7.48	1.78	11	7.91	1.81	26	7.38	2.40	25	6.72	2.61	11	7.55	1.75	10	8.40	1.90

(1-To no degree at all, 10-To a very significant degree)

B. Overall Attitudes toward the World Bank (continued)

In addition to the regular relations with the national government as its main interlocutor, which TWO of the following groups should the World Bank collaborate with more in your country to ensure better development results there? (Choose no more than TWO)

Percentage of Respondents (Responses Combined)	Office of the President/Prime Minister/Minister	Employee of a Ministry/ Implementation Agency	PMU	Local Government	Bilateral or Multilateral Agency	Private Sector/ Financial Sector/ Private Bank	NGO/CBO/ Private Foundation	Media	Academia/ Research Institute/Student	Other
NGOs	60.0%	36.4%	58.3%	55.6%	41.7%	46.2%	71.0%	55.2%	20.0%	23.1%
Local Government	10.0%	48.5%	50.0%	55.6%	25.0%	23.1%	32.3%	13.8%	60.0%	30.8%
Beneficiaries	10.0%	24.2%	25.0%	0.0%	12.5%	23.1%	32.3%	17.2%	13.3%	30.8%
Private Sector	50.0%	24.2%	16.7%	22.2%	37.5%	61.5%	3.2%	37.9%	6.7%	0.0%
Community-Based Organizations (CBOs)	10.0%	27.3%	16.7%	33.3%	12.5%	23.1%	32.3%	6.9%	13.3%	30.8%
Donor Community	10.0%	6.1%	8.3%	0.0%	33.3%	7.7%	3.2%	0.0%	13.3%	15.4%
Foundations	0.0%	0.0%	0.0%	0.0%	0.0%	0.0%	0.0%	3.4%	0.0%	15.4%
Academia/Think Tanks/Research Institutes	30.0%	12.1%	8.3%	0.0%	12.5%	7.7%	16.1%	10.3%	66.7%	30.8%
Parliament	10.0%	3.0%	8.3%	22.2%	12.5%	0.0%	0.0%	0.0%	0.0%	0.0%
Media	10.0%	6.1%	8.3%	11.1%	0.0%	7.7%	9.7%	55.2%	0.0%	7.7%
Faith-Based Organizations	0.0%	6.1%	0.0%	0.0%	4.2%	0.0%	0.0%	0.0%	6.7%	15.4%
Other	0.0%	0.0%	0.0%	0.0%	0.0%	0.0%	0.0%	0.0%	0.0%	0.0%

To what extent do you agree with the following statements about the World Bank's work in Niger, on a ten-point scale? (1-Strongly disagree, 10-Strongly agree)

Overall Attitudes toward the World Bank

Which of the following best describes your current position?

	Office of the President/Prime Minister/Minister			Employee of Ministry/Implementation Agency			PMU			Local Government			Bilateral or Multilateral Agency			Private Sector/Financial Sector/Private Bank			NGO/CBO/Private Foundation			Media			Academia/Research Institute/Student			Other		
	N	Mean	SD	N	Mean	SD	N	Mean	SD	N	Mean	SD	N	Mean	SD	N	Mean	SD	N	Mean	SD	N	Mean	SD	N	Mean	SD	N	Mean	SD
Overall the World Bank currently plays a relevant role in development in Niger*	8	8.25	1.91	32	6.97	2.06	11	8.55	1.57	8	7.88	2.23	22	7.50	1.68	15	7.13	3.42	29	5.48	2.91	28	7.11	3.11	15	7.73	1.39	11	6.91	2.43
The World Bank's work is aligned with what I consider the development priorities for Niger	7	6.00	3.92	27	6.44	2.12	9	7.78	1.99	7	5.29	3.99	18	6.44	1.79	11	6.36	2.69	26	5.15	2.52	16	5.13	3.16	14	7.07	1.86	10	4.60	3.06
The World Bank supports programs and strategies that are realistic for Niger	6	6.33	3.14	27	7.63	2.13	10	8.20	2.04	8	6.38	3.58	22	6.73	2.31	14	6.57	2.98	26	5.46	2.70	25	5.88	3.31	12	7.25	1.06	9	5.89	3.14
The World Bank treats clients and stakeholders in Niger with respect*	8	7.63	3.07	17	6.35	2.06	9	8.00	3.20	5	6.60	2.97	19	7.26	2.16	12	7.67	2.90	23	4.52	2.64	21	6.19	3.49	7	7.29	2.06	8	5.63	1.85

*Significantly different between stakeholder groups

B. Overall Attitudes toward the World Bank (continued)

To what extent is the World Bank an effective development partner in Niger in terms of each of the following? (1-To no degree at all, 10- To a very significant degree)

Overall Attitudes toward the World Bank

	Which of the following best describes your current position?																													
	Office of the President/Prime Minister/Minister			Employee of Ministry/Implementation Agency			PMU			Local Government			Bilateral or Multilateral Agency			Private Sector/Financial Sector/Private Bank			NGO/CBO/Private Foundation			Media			Academia/Research Institute/Student			Other		
	N	Mean	SD	N	Mean	SD	N	Mean	SD	N	Mean	SD	N	Mean	SD	N	Mean	SD	N	Mean	SD	N	Mean	SD	N	Mean	SD	N	Mean	SD
Responsiveness*	7	5.00	2.89	21	4.43	2.66	7	7.14	2.73	4	3.25	2.06	18	4.78	1.73	4	4.50	2.89	21	4.76	2.41	18	3.28	2.70	5	4.00	1.87	8	7.38	2.26
Flexibility (in terms of the World Bank's products and services)	6	5.00	1.79	22	4.18	2.63	8	5.75	3.45	5	4.40	3.71	10	5.50	1.51	6	4.67	2.73	20	4.45	2.42	14	3.36	2.90	5	5.00	2.92	9	4.22	2.17
Flexibility (in terms of changing country circumstances)	6	7.17	1.83	21	4.90	2.49	8	6.50	3.07	2	3.50	2.12	14	5.29	1.82	5	4.80	3.11	18	3.94	1.55	14	3.79	3.56	5	5.60	2.61	8	4.25	2.38
Being inclusive	8	6.25	2.55	19	4.53	2.52	10	6.20	3.01	5	4.60	1.14	18	5.39	1.20	5	5.00	2.74	21	4.29	2.15	21	4.48	2.56	6	5.00	3.52	8	5.75	2.25
Openness (sharing data and other information)	7	6.86	1.95	23	5.35	2.66	10	6.80	2.94	3	5.33	.58	18	4.94	2.01	5	5.20	2.17	22	4.86	1.98	21	4.71	3.15	11	6.18	1.89	8	5.63	2.26
Staff accessibility	7	6.57	3.55	23	4.87	2.58	10	6.70	3.23	5	5.00	2.12	18	5.28	1.96	7	5.57	3.60	21	3.43	1.83	19	4.37	3.67	9	5.22	2.49	11	3.73	2.24
Straightforwardness and honesty*	5	7.60	2.30	16	6.69	2.55	11	8.09	2.51	4	6.00	1.83	14	6.36	1.45	8	6.63	2.88	18	4.67	1.91	21	5.62	3.17	4	7.25	3.20	8	6.00	2.07
Collaboration with groups outside of the Government	7	5.86	2.91	28	5.00	2.83	9	5.78	3.60	7	5.00	3.92	18	6.89	1.60	10	7.20	3.33	22	5.41	3.05	23	6.22	3.55	11	4.82	2.60	9	6.11	3.06
Collaboration with the Government	7	8.86	1.07	29	7.76	2.13	12	8.25	2.73	6	9.33	1.03	22	7.45	1.53	10	8.30	2.11	25	7.12	2.03	25	7.80	2.57	12	7.75	1.06	10	8.00	1.70
Collaboration with other donors*	4	7.25	.96	23	7.87	2.16	9	8.78	1.30	5	6.80	2.17	20	5.50	2.14	8	7.88	1.73	19	6.00	2.71	17	5.82	3.23	11	8.27	1.79	9	7.56	2.19
Follow through over time	4	5.50	2.52	12	6.42	2.68	7	6.29	3.45	3	9.00	1.00	8	6.50	2.07	5	7.40	2.88	17	5.24	2.75	11	5.00	2.97	3	6.67	3.06	8	6.25	2.71

*Significantly different between stakeholder groups

When World Bank assisted reform efforts fail or are slow to take place, which of the following would you attribute this to? (Choose no more than TWO)

Percentage of Respondents (Responses Combined)	Office of the President/Prime Minister/Minister	Employee of a Ministry/Implementation Agency	PMU	Local Government	Bilateral or Multilateral Agency	Private Sector/Financial Sector/Private Bank	NGO/CBO/Private Foundation	Media	Academia/Research Institute/Student	Other
The World Bank works too slowly	50.0%	27.3%	16.7%	33.3%	50.0%	62.5%	25.8%	62.1%	13.3%	7.7%
The Government works inefficiently	40.0%	27.3%	16.7%	33.3%	18.2%	18.8%	25.8%	20.7%	60.0%	15.4%
There is not an adequate level of citizen/civil society participation	10.0%	30.3%	25.0%	33.3%	4.5%	18.8%	45.2%	48.3%	20.0%	53.8%
Weak ownership of the Government and implementers	30.0%	27.3%	58.3%	0.0%	31.8%	18.8%	12.9%	10.3%	13.3%	23.1%
Poor donor coordination	30.0%	0.0%	0.0%	22.2%	9.1%	12.5%	3.2%	6.9%	0.0%	7.7%
The World Bank does not do adequate follow through/follow-up	30.0%	12.1%	0.0%	22.2%	36.4%	18.8%	12.9%	13.8%	0.0%	23.1%
Lack of/inadequate levels of capacity in Government	10.0%	21.2%	16.7%	11.1%	9.1%	6.3%	16.1%	6.9%	60.0%	7.7%
Inadequate sharing of responsibility between the World Bank, the Government, and implementers	10.0%	18.2%	8.3%	11.1%	27.3%	12.5%	12.9%	17.2%	6.7%	30.8%
Political pressures and obstacles	0.0%	18.2%	33.3%	0.0%	4.5%	12.5%	25.8%	0.0%	20.0%	7.7%
Reforms are not well thought out in light of country challenges	0.0%	12.1%	8.3%	11.1%	9.1%	0.0%	6.5%	6.9%	6.7%	23.1%
The World Bank is not sensitive enough to political/social realities on the ground	0.0%	15.2%	25.0%	22.2%	0.0%	31.3%	16.1%	13.8%	0.0%	7.7%
Other	0.0%	3.0%	0.0%	0.0%	0.0%	0.0%	0.0%	3.4%	0.0%	0.0%

C. World Bank Effectiveness and Results

How effective do you believe the World Bank is in terms of the work it does in the following areas of development in Niger, on a ten-point scale? (1-Not effective at all, 10-Very effective)

World Bank Effectiveness and Results

	Which of the following best describes your current position?																													
	Office of the President/Prime Minister/Minister			Employee of Ministry/Implementation Agency			PMU			Local Government			Bilateral or Multilateral Agency			Private Sector/Financial Sector/Private Bank			NGO/CBO/Private Foundation			Media			Academia/Research Institute/Student			Other		
	N	Mean	SD	N	Mean	SD	N	Mean	SD	N	Mean	SD	N	Mean	SD	N	Mean	SD	N	Mean	SD	N	Mean	SD	N	Mean	SD	N	Mean	SD
Anti-corruption	7	6.71	3.25	26	5.92	2.33	9	6.44	2.83	8	6.63	3.20	17	6.76	1.89	13	6.69	3.07	28	5.18	3.39	22	6.23	3.37	12	6.00	2.37	8	6.00	3.07
Information and communications technology	8	5.75	3.11	19	5.79	1.65	6	6.00	1.41	6	7.00	2.90	17	5.94	2.08	9	4.44	2.55	25	5.00	2.33	20	6.40	2.48	7	5.86	2.54	9	7.56	2.40
Transport*	7	5.71	3.35	19	4.26	2.23	9	5.56	2.65	5	3.60	2.41	17	6.00	2.06	7	5.29	2.43	21	4.00	2.00	19	4.32	2.38	7	6.29	2.43	9	6.78	2.91
Crime and violence	6	4.67	3.88	13	4.31	2.18	5	3.00	2.55	2	3.00	2.83	13	5.15	2.61	5	5.00	2.55	19	3.79	2.90	13	4.23	2.59	6	3.83	1.94	8	5.63	3.02
Law and justice	6	7.00	2.53	17	5.00	2.65	4	6.50	2.08	3	5.00	2.65	5	3.80	2.05	4	4.25	1.50	22	4.68	2.36	11	3.27	2.10	5	5.60	2.88	9	5.11	1.96
Urban development	7	5.57	2.99	20	5.55	1.99	11	6.64	2.50	6	6.67	2.16	16	5.63	1.36	9	5.67	3.04	21	5.10	2.64	16	4.81	3.15	6	5.33	1.97	9	6.33	1.73
Environmental sustainability	5	6.60	3.51	23	5.96	2.03	9	6.67	2.78	4	4.50	1.29	12	6.25	2.30	5	5.40	1.82	24	5.42	1.98	12	4.58	2.39	5	5.40	2.19	10	6.60	2.12
Regulatory framework	5	6.20	3.83	23	5.83	2.27	10	7.00	1.76	3	3.67	2.31	11	5.00	2.19	7	6.43	2.70	21	5.10	2.32	11	3.82	2.40	12	5.58	1.51	9	6.00	1.87
Basic infrastructure	7	6.14	3.18	21	6.24	2.34	11	7.64	2.34	3	7.00	2.00	16	6.75	1.98	7	7.86	2.41	23	6.13	2.44	17	5.47	2.50	6	6.83	1.47	10	7.40	2.27
Communicable/non-communicable diseases	8	6.63	2.83	22	6.55	1.82	10	6.60	2.84	5	5.40	1.82	15	6.80	1.21	10	7.20	1.69	26	6.27	2.24	16	5.38	2.63	12	6.83	1.59	8	7.00	2.62
Poverty reduction	7	6.86	3.24	26	7.00	1.65	11	7.45	2.34	7	7.57	2.07	19	7.05	1.90	11	7.09	3.05	23	6.87	2.36	24	7.25	3.05	13	7.31	1.18	10	7.20	1.93
Gender	6	6.17	3.31	13	5.77	2.59	8	5.63	3.07	4	5.00	3.37	12	5.25	2.60	4	6.50	3.70	23	5.57	2.45	11	5.09	2.95	4	6.75	3.86	11	6.82	1.89
Domestic private sector development	4	4.75	2.63	22	6.23	2.29	6	7.50	1.38	7	6.00	2.45	15	6.47	2.23	9	6.11	3.26	23	4.61	2.35	19	6.11	3.35	12	6.08	1.83	9	5.44	2.07
Foreign direct investment	5	5.60	2.97	13	5.62	2.29	6	6.17	2.23	4	3.50	1.29	12	5.50	2.32	5	4.00	2.83	18	4.11	2.32	8	4.13	2.17	12	6.25	1.91	8	5.38	2.77
Water and sanitation*	4	5.50	3.32	28	7.00	1.72	11	7.91	1.87	6	6.67	1.37	18	6.67	1.64	11	7.00	2.49	25	5.80	2.33	20	5.25	2.49	12	6.92	1.73	9	6.56	1.94
Trade and exports	5	6.00	3.39	21	6.29	1.85	6	7.00	1.67	4	5.75	2.22	14	6.50	1.70	7	4.86	3.13	21	5.14	2.39	11	4.00	2.45	11	5.64	2.11	7	5.14	2.61
Economic growth	7	6.14	2.79	26	6.31	1.76	11	7.27	2.10	5	5.80	.84	12	5.42	2.23	11	6.18	2.64	21	5.38	1.69	19	5.74	2.75	10	5.60	1.51	9	6.11	2.57
Energy and oil	4	4.75	2.63	14	4.07	2.95	7	6.43	1.90	4	5.50	2.08	9	7.22	1.92	6	3.67	2.16	21	4.52	2.44	12	4.33	3.34	4	5.00	3.56	8	4.37	2.77
Disaster management	4	6.00	2.45	22	5.41	2.44	7	4.57	2.94	5	5.20	2.17	16	5.69	2.09	7	5.57	2.70	21	5.19	2.77	18	4.89	2.61	5	5.20	3.42	10	6.20	3.01
Public sector governance/reform	5	7.00	2.24	28	6.46	1.73	10	8.30	1.06	7	7.43	2.07	22	6.45	2.09	13	7.31	2.69	24	5.83	2.18	24	6.67	2.90	14	6.64	1.08	10	6.30	2.58
Job creation/employment	7	4.86	3.34	18	3.89	2.27	9	5.33	2.78	5	4.40	2.07	17	5.00	1.77	6	5.00	3.41	20	4.45	2.33	17	3.82	2.70	6	3.83	1.94	10	4.30	1.57
Financial markets	5	5.60	3.29	18	4.61	2.15	11	4.91	2.63	4	4.00	1.83	9	5.22	2.05	4	4.25	2.22	19	4.74	2.21	11	3.91	3.24	10	6.30	1.42	9	4.67	2.18
Equality of opportunity	7	5.43	3.41	12	5.00	3.07	9	4.67	3.28	3	3.00	1.73	7	4.71	2.56	8	5.13	2.75	18	5.17	2.64	14	3.50	2.41	6	5.83	2.93	8	5.13	2.30
Health	7	7.86	1.86	25	7.00	1.71	11	7.55	1.92	6	7.33	1.51	19	7.32	1.42	13	6.92	2.75	25	6.52	2.31	22	5.95	2.66	11	7.00	.77	9	7.44	2.40
Rural development	8	7.50	1.77	26	6.42	1.58	12	7.08	1.73	6	6.33	2.94	19	7.00	1.20	11	7.09	2.95	25	5.92	2.45	20	5.90	3.28	12	6.42	1.08	10	5.70	2.11
Global/regional integration	5	8.00	1.87	14	5.00	2.77	7	4.14	2.19	2	4.50	.71	13	5.77	1.88	5	4.00	2.35	18	5.06	2.58	16	4.81	2.93	5	5.20	2.05	9	5.44	2.46
Food security and nutrition	6	6.00	3.10	19	5.58	1.95	7	6.43	1.72	5	6.00	2.24	16	7.19	1.28	5	6.00	2.83	20	5.65	2.54	19	5.58	3.19	4	6.50	3.11	10	6.60	2.99
Education	7	6.71	2.14	25	7.08	1.71	10	8.00	1.25	4	5.75	3.77	18	7.11	1.68	8	6.63	2.39	24	6.83	2.58	21	5.90	2.98	12	6.50	.80	10	6.90	2.23
Social protection	6	6.83	2.48	21	5.62	2.20	8	4.63	2.83	5	5.20	2.28	17	5.88	1.76	4	4.00	2.00	21	5.43	1.94	18	5.22	2.84	5	6.20	2.39	8	5.63	2.20
Climate change	4	7.75	2.22	19	5.16	2.27	8	5.38	2.56	2	4.50	.71	11	6.09	1.38	5	6.80	1.79	20	5.20	2.63	12	4.50	2.61	4	4.50	1.91	9	5.89	2.20
Agricultural development	4	7.50	1.29	17	5.53	2.43	5	6.40	1.67	4	5.00	1.63	17	7.00	1.22	6	6.50	3.27	23	5.35	2.42	20	5.45	2.93	6	5.83	1.94	11	6.82	2.75
Natural resource management	4	7.50	1.91	12	3.75	2.26	7	5.43	2.15	3	4.33	2.52	11	6.55	2.30	7	5.14	3.53	17	5.00	2.24	13	5.31	2.95	5	6.40	3.13	8	6.25	2.92
Demography	4	6.25	2.22	25	6.48	1.87	9	7.11	1.62	5	5.60	3.05	15	5.27	1.79	9	6.33	2.55	24	6.17	2.08	12	4.67	2.81	12	5.58	1.73	8	6.13	2.42
Security	4	5.00	3.16	17	4.82	2.27	7	4.71	2.75	5	6.20	2.28	13	6.08	2.63	3	3.00	2.00	16	4.50	2.45	14	4.64	2.47	3	4.00	3.00	9	5.33	3.08

*Significantly different between stakeholder groups

C. World Bank Effectiveness and Results (continued)**World Bank Effectiveness and Results**

	Which of the following best describes your current position?																													
	Office of the President/Prime Minister/Minister			Employee of Ministry/Implementation Agency			PMU			Local Government			Bilateral or Multilateral Agency			Private Sector/Financial Sector/Private Bank			NGO/CBO/Private Foundation			Media			Academia/Research Institute/Student			Other		
	N	Mean	SD	N	Mean	SD	N	Mean	SD	N	Mean	SD	N	Mean	SD	N	Mean	SD	N	Mean	SD	N	Mean	SD	N	Mean	SD	N	Mean	SD
To what degree does the World Bank's work help achieve development results in Niger, on a ten-point scale?*	8	6.88	2.80	30	6.43	1.70	11	8.27	1.49	6	6.83	1.33	22	7.41	1.30	13	7.85	2.48	29	6.03	2.46	25	6.00	2.65	14	6.86	1.17	12	7.00	2.13

(1-To no degree at all, 10-To a very significant degree) *Significantly different between stakeholder groups

To what extent do you agree with the following statements about the World Bank in Niger, on a ten-point scale? (1-Strongly disagree, 10-Strongly agree)

World Bank Effectiveness and Results

	Which of the following best describes your current position?																													
	Office of the President/Prime Minister/Minister			Employee of Ministry/Implementation Agency			PMU			Local Government			Bilateral or Multilateral Agency			Private Sector/Financial Sector/Private Bank			NGO/CBO/Private Foundation			Media			Academia/Research Institute/Student			Other		
	N	Mean	SD	N	Mean	SD	N	Mean	SD	N	Mean	SD	N	Mean	SD	N	Mean	SD	N	Mean	SD	N	Mean	SD	N	Mean	SD	N	Mean	SD
The World Bank's financial instruments meet the needs of Niger.	9	6.67	3.74	31	5.77	2.08	11	7.36	1.96	8	6.13	3.04	20	6.60	1.96	13	5.92	3.01	29	5.34	2.19	25	6.56	2.90	14	6.64	1.82	10	7.00	1.83
The World Bank meets Niger's needs for knowledge services.	7	5.71	3.55	29	5.76	1.94	12	6.33	2.96	7	5.43	2.23	20	7.20	1.61	11	6.82	2.60	29	5.14	2.37	20	5.30	2.45	15	6.67	1.84	11	6.73	1.90

D. The World Bank's Knowledge Work and Activities

How frequently do you consult World Bank knowledge work and activities in the work you do?*

Percentage of Respondents	Office of the President/Prime Minister/Minister	Employee of a Ministry/Implementation Agency	PMU	Local Government	Bilateral or Multilateral Agency	Private Sector/Financial Sector/Private Bank	NGO/CBO/Private Foundation	Media	Academia/Research Institute/Student	Other
Weekly	0.0%	3.1%	27.3%	11.1%	21.7%	0.0%	3.2%	6.9%	20.0%	0.0%
Monthly	40.0%	9.4%	18.2%	11.1%	26.1%	6.3%	22.6%	6.9%	20.0%	30.8%
A few times a year	10.0%	56.3%	45.5%	44.4%	26.1%	56.3%	32.3%	51.7%	53.3%	23.1%
Rarely	20.0%	28.1%	9.1%	33.3%	26.1%	25.0%	35.5%	31.0%	6.7%	38.5%
Never	30.0%	3.1%	0.0%	0.0%	0.0%	12.5%	6.5%	3.4%	0.0%	7.7%

*Significantly different between stakeholder groups

D. The World Bank's Knowledge Work and Activities (continued)

When thinking about the development challenges in Niger, where do you believe it would be most valuable for the World Bank to focus its knowledge work and activities in the next few years? (Choose no more than THREE)

Percentage of Respondents (Responses Combined)	Office of the President/Prime Minister/Minister	Employee of a Ministry/ Implementation Agency	PMU	Local Government	Bilateral or Multilateral Agency	Private Sector/ Financial Sector/ Private Bank	NGO/CBO/ Private Foundation	Media	Academia/ Research Institute/Student	Other
Public sector governance/reform	30.0%	48.5%	33.3%	33.3%	43.5%	43.8%	36.7%	31.0%	66.7%	61.5%
Gender	0.0%	0.0%	0.0%	0.0%	0.0%	0.0%	3.3%	6.9%	0.0%	15.4%
Domestic private sector development	30.0%	30.3%	8.3%	33.3%	39.1%	75.0%	6.7%	44.8%	26.7%	15.4%
Foreign direct investment	10.0%	3.0%	8.3%	0.0%	4.3%	0.0%	3.3%	3.4%	0.0%	0.0%
Water and sanitation	30.0%	15.2%	33.3%	11.1%	8.7%	12.5%	16.7%	6.9%	0.0%	15.4%
Trade and exports	0.0%	0.0%	0.0%	0.0%	4.3%	0.0%	6.7%	0.0%	0.0%	0.0%
Energy and oil	10.0%	21.2%	8.3%	22.2%	26.1%	18.8%	16.7%	10.3%	13.3%	23.1%
Disaster management	0.0%	0.0%	0.0%	0.0%	8.7%	6.3%	3.3%	10.3%	0.0%	0.0%
Social protection	10.0%	6.1%	0.0%	0.0%	13.0%	6.3%	6.7%	0.0%	0.0%	0.0%
Climate change	10.0%	6.1%	8.3%	0.0%	4.3%	0.0%	3.3%	3.4%	0.0%	0.0%
Poverty reduction	30.0%	27.3%	41.7%	33.3%	34.8%	37.5%	33.3%	41.4%	46.7%	7.7%
Law and justice	10.0%	3.0%	0.0%	0.0%	0.0%	6.3%	6.7%	0.0%	6.7%	7.7%
Anti-corruption	0.0%	12.1%	8.3%	0.0%	0.0%	18.8%	16.7%	13.8%	13.3%	23.1%
Financial markets	0.0%	3.0%	0.0%	0.0%	0.0%	0.0%	3.3%	3.4%	0.0%	0.0%
Equality of opportunity	0.0%	0.0%	8.3%	0.0%	0.0%	0.0%	0.0%	0.0%	0.0%	7.7%
Urban development	0.0%	3.0%	8.3%	11.1%	0.0%	0.0%	0.0%	3.4%	0.0%	0.0%
Security	10.0%	6.1%	0.0%	0.0%	13.0%	0.0%	3.3%	3.4%	0.0%	0.0%
Crime and violence	0.0%	0.0%	0.0%	0.0%	0.0%	0.0%	3.3%	3.4%	6.7%	0.0%
Education	50.0%	45.5%	16.7%	44.4%	34.8%	12.5%	53.3%	20.7%	66.7%	30.8%
Global/regional integration	0.0%	0.0%	0.0%	0.0%	0.0%	0.0%	3.3%	3.4%	0.0%	7.7%
Information and communications technology	20.0%	0.0%	0.0%	0.0%	0.0%	0.0%	3.3%	6.9%	0.0%	7.7%
Transport	0.0%	3.0%	8.3%	0.0%	0.0%	0.0%	6.7%	6.9%	6.7%	0.0%
Agricultural development	10.0%	0.0%	0.0%	22.2%	21.7%	0.0%	6.7%	3.4%	6.7%	7.7%
Natural resource management	0.0%	3.0%	0.0%	22.2%	0.0%	0.0%	10.0%	6.9%	6.7%	0.0%
Job creation/employment	0.0%	6.1%	16.7%	0.0%	4.3%	0.0%	6.7%	0.0%	6.7%	0.0%
Health	10.0%	18.2%	16.7%	22.2%	17.4%	25.0%	13.3%	37.9%	13.3%	30.8%
Economic growth	10.0%	6.1%	8.3%	22.2%	8.7%	6.3%	10.0%	0.0%	6.7%	23.1%
Rural development	10.0%	15.2%	16.7%	22.2%	4.3%	6.3%	6.7%	3.4%	0.0%	7.7%
Food security and nutrition	0.0%	6.1%	8.3%	0.0%	0.0%	12.5%	0.0%	10.3%	0.0%	0.0%
Environmental sustainability	10.0%	0.0%	0.0%	0.0%	0.0%	0.0%	3.3%	0.0%	0.0%	0.0%
Regulatory framework	0.0%	3.0%	0.0%	0.0%	0.0%	0.0%	0.0%	0.0%	0.0%	0.0%
Basic infrastructure	0.0%	0.0%	25.0%	0.0%	4.3%	6.3%	3.3%	10.3%	0.0%	0.0%
Communicable/non-communicable diseases	0.0%	0.0%	8.3%	0.0%	0.0%	0.0%	3.3%	0.0%	0.0%	0.0%
Demography	0.0%	3.0%	8.3%	0.0%	4.3%	0.0%	0.0%	0.0%	0.0%	0.0%

In Niger, how effective do you believe the World Bank's knowledge work and activities: (1-Not effective at all, 10-Very effective)

The World Bank's Knowledge Work and Activities

	Which of the following best describes your current position?																													
	Office of the President/Prime Minister/Minister			Employee of Ministry/Implementation Agency			PMU			Local Government			Bilateral or Multilateral Agency			Private Sector/Financial Sector/Private Bank			NGO/CBO/Private Foundation			Media			Academia/Research Institute/Student			Other		
	N	Mean	SD	N	Mean	SD	N	Mean	SD	N	Mean	SD	N	Mean	SD	N	Mean	SD	N	Mean	SD	N	Mean	SD	N	Mean	SD	N	Mean	SD
Enhancing your knowledge and/or skills*	6	7.33	2.25	29	5.55	1.84	11	7.73	2.28	7	6.71	2.87	20	5.95	2.21	13	6.00	3.37	28	5.57	2.94	21	5.76	2.26	14	7.29	2.43	12	8.08	2.47
Contributing to good policy making	5	6.40	1.95	28	6.18	1.94	11	7.45	1.63	5	7.40	2.30	19	6.47	2.22	12	5.83	2.92	25	5.96	2.72	21	5.81	2.38	14	7.64	1.55	11	7.91	2.74
Providing support for program implementation*	7	6.86	2.34	28	7.29	1.51	11	7.91	1.58	6	7.83	2.04	18	7.06	1.86	15	8.27	2.28	25	5.84	2.51	23	7.13	2.74	14	7.79	.89	10	7.10	2.38

*Significantly different between stakeholder groups

D. The World Bank's Knowledge Work and Activities (continued)

In Niger, to what extent do you believe that the World Bank's knowledge work and activities: (1-To no degree at all, 10-To a very significant degree)

The World Bank's Knowledge Work and Activities

	Which of the following best describes your current position?																													
	Office of the President/Prime Minister/Minister			Employee of Ministry/Implementation Agency			PMU			Local Government			Bilateral or Multilateral Agency			Private Sector/Financial Sector/Private Bank			NGO/CBO/Private Foundation			Media			Academia/Research Institute/Student			Other		
	N	Mean	SD	N	Mean	SD	N	Mean	SD	N	Mean	SD	N	Mean	SD	N	Mean	SD	N	Mean	SD	N	Mean	SD	N	Mean	SD	N	Mean	SD
Are timely*	8	8.63	1.85	27	6.52	2.49	9	9.00	1.22	6	4.50	3.56	18	7.06	1.06	9	5.33	2.87	21	5.57	2.79	19	5.53	3.53	13	7.38	1.39	9	6.56	2.51
Include appropriate level of stakeholder involvement during preparation*	6	6.83	1.47	26	4.85	2.31	8	7.13	3.14	6	4.00	1.55	14	5.21	2.04	10	6.40	2.95	21	4.90	1.73	14	3.64	2.37	11	5.55	1.69	11	5.45	2.16
Are relevant to Niger's development priorities*	6	7.67	1.51	29	6.72	1.89	10	8.60	1.35	6	8.17	1.94	21	7.10	1.55	12	7.33	2.02	28	6.04	1.93	25	5.92	2.93	11	7.27	1.01	12	6.83	2.29
Provide feasible recommendations*	6	6.50	1.22	26	6.65	1.90	8	7.38	2.50	4	5.00	1.63	19	6.58	1.54	8	5.87	2.23	23	5.91	2.13	16	4.44	2.76	12	6.92	1.31	11	6.36	2.62
Are accessible (well written and easy to understand)	5	7.00	2.00	27	6.93	2.22	9	8.00	2.40	4	6.50	1.29	16	6.56	2.39	11	6.27	2.33	22	6.36	2.26	18	5.67	2.72	13	7.77	1.01	12	6.67	2.15
Are a source of relevant information on global good practices	5	6.40	.89	25	5.76	2.33	10	6.40	2.95	5	6.20	2.39	17	6.29	1.96	7	5.86	1.46	23	5.83	2.42	15	3.93	2.96	12	6.67	1.44	9	6.11	2.03
Are useful in terms of the work you do	6	8.17	1.83	27	6.48	2.05	10	8.40	2.17	5	7.20	2.05	19	6.21	2.23	9	5.89	1.83	22	6.09	2.37	19	5.32	3.37	15	6.80	1.37	9	6.33	2.29
Are adequately disseminated*	4	7.50	1.29	24	5.54	2.13	10	4.80	3.12	4	4.25	1.50	15	4.87	2.13	10	4.30	2.31	20	4.10	1.68	21	3.10	2.57	13	6.08	1.50	9	4.22	2.05
Are appropriately translated*	4	8.75	1.26	21	5.24	2.39	10	5.00	3.02	4	4.75	2.99	14	6.00	1.47	8	5.00	2.39	16	5.44	2.56	19	3.53	2.99	12	6.08	1.83	11	4.64	2.38
Are adaptable to Niger's specific development challenges and country circumstances*	6	8.00	2.10	28	6.71	2.05	10	7.30	2.50	5	6.20	2.49	16	6.50	1.26	11	5.73	2.33	20	5.85	2.32	22	5.18	2.54	12	7.42	1.00	10	6.30	1.89

*Significantly different between stakeholder groups

The World Bank's Knowledge Work and Activities

	Which of the following best describes your current position?																													
	Office of the President/Prime Minister/Minister			Employee of Ministry/Implementation Agency			PMU			Local Government			Bilateral or Multilateral Agency			Private Sector/Financial Sector/Private Bank			NGO/CBO/Private Foundation			Media			Academia/Research Institute/Student			Other		
	N	Mean	SD	N	Mean	SD	N	Mean	SD	N	Mean	SD	N	Mean	SD	N	Mean	SD	N	Mean	SD	N	Mean	SD	N	Mean	SD	N	Mean	SD
Overall, how significant a contribution do you believe the World Bank's knowledge work and activities make to development results in your country, on a ten-point scale?	5	8.60	1.67	28	6.71	1.88	10	7.80	1.99	7	8.14	2.34	22	7.64	1.53	13	7.23	2.09	29	6.45	2.34	26	6.92	2.83	14	7.00	1.62	13	8.46	1.81
Overall, how would you rate the technical quality of the World Bank's knowledge work and activities, on a ten-point scale?	6	8.17	2.14	29	7.03	1.76	11	7.36	2.38	8	7.50	1.69	21	7.00	1.76	14	6.93	2.27	28	5.89	2.48	24	5.92	2.36	15	7.27	1.71	13	7.38	2.53

(1-Not significant at all, 10-Very significant; 1-Very low technical quality, 10-Very high technical quality)

E. Working with the World Bank

To what extent do you agree/disagree with the following statements, on a ten-point scale? (1-Strongly disagree, 10-Strongly agree)

Working with the World Bank

	Which of the following best describes your current position?																													
	Office of the President/Prime Minister/Minister			Employee of Ministry/Implementation Agency			PMU			Local Government			Bilateral or Multilateral Agency			Private Sector/Financial Sector/Private Bank			NGO/CBO/Private Foundation			Media			Academia/Research Institute/Student			Other		
	N	Mean	SD	N	Mean	SD	N	Mean	SD	N	Mean	SD	N	Mean	SD	N	Mean	SD	N	Mean	SD	N	Mean	SD	N	Mean	SD	N	Mean	SD
The World Bank disburses funds promptly*	6	4.33	3.98	29	3.52	2.20	10	5.50	2.80	9	4.44	3.36	17	5.18	2.16	15	3.00	2.59	28	2.82	2.11	25	3.48	2.79	14	5.00	.96	9	3.00	1.73
The World Bank effectively monitors and evaluates the projects and programs it supports*	7	7.00	3.46	30	7.40	2.04	11	7.45	2.11	7	9.00	1.15	20	6.40	1.88	13	8.08	2.02	28	5.86	2.98	25	7.72	2.73	15	6.80	.94	8	5.00	2.33
The World Bank's approvals and reviews are done in a timely fashion*	6	8.00	2.10	20	7.00	1.75	9	7.89	2.09	4	7.00	2.45	16	4.69	2.21	10	6.60	2.76	20	5.40	2.06	11	5.91	2.70	12	6.92	1.16	8	6.13	2.23
The World Bank's "Safeguard Policy" requirements are reasonable*	6	7.50	1.52	20	6.10	2.02	10	6.70	2.11	4	5.75	1.50	15	5.67	1.80	6	5.50	2.35	24	4.67	2.30	13	3.46	1.94	12	7.33	1.07	7	6.00	1.15
The World Bank imposes reasonable conditions on its lending	7	7.00	3.06	19	5.95	2.34	9	6.89	2.03	7	5.57	3.31	17	5.88	2.29	10	6.10	2.69	24	5.25	2.89	22	5.64	3.37	14	6.86	.77	9	5.56	1.88
Working with the World Bank increases Niger's institutional capacity*	6	7.83	2.14	30	7.67	1.40	11	7.82	2.18	5	7.40	2.30	22	6.55	1.99	14	7.29	1.90	29	5.83	2.77	21	5.62	2.60	13	7.85	1.07	10	7.50	1.90
The World Bank ensures consistency and continuity through staff changes	5	8.20	2.17	15	5.87	2.53	7	6.71	3.30	4	5.00	3.37	15	6.27	1.53	9	6.11	2.32	24	4.79	2.77	17	5.29	3.22	6	7.50	1.05	7	5.57	1.99
The World Bank's teams and visits are well coordinated	3	7.33	2.08	22	6.95	2.13	10	7.20	2.53	5	8.20	2.49	17	6.35	2.26	12	7.17	2.25	24	5.71	2.56	14	6.36	3.08	12	7.50	.90	9	6.00	2.50
Where country systems are adequate, the World Bank makes appropriate use of them	4	7.50	1.00	19	6.79	2.25	10	7.00	3.06	4	8.00	1.41	9	5.78	1.92	7	6.29	1.80	20	6.05	2.56	13	4.69	2.93	11	7.18	1.25	10	6.40	2.55
The World Bank provides effective implementation support*	5	7.60	1.82	29	7.38	1.59	11	7.82	1.83	7	8.57	1.51	19	7.53	1.74	13	6.77	2.74	25	5.24	2.55	24	6.58	3.19	13	7.54	1.27	9	6.78	2.59

*Significantly different between stakeholder groups

F. The Future Role of the World Bank in Niger

The Future Role of the World Bank in Niger

	Which of the following best describes your current position?																													
	Office of the President/Prime Minister/Minister			Employee of Ministry/Implementation Agency			PMU			Local Government			Bilateral or Multilateral Agency			Private Sector/Financial Sector/Private Bank			NGO/CBO/Private Foundation			Media			Academia/Research Institute/Student			Other		
	N	Mean	SD	N	Mean	SD	N	Mean	SD	N	Mean	SD	N	Mean	SD	N	Mean	SD	N	Mean	SD	N	Mean	SD	N	Mean	SD	N	Mean	SD
How significant a role do you believe the World Bank SHOULD play in Niger's development in the near future, on a ten-point scale?	8	9.50	.93	27	8.33	1.66	10	9.00	.82	9	8.89	1.69	22	8.68	1.25	15	8.73	1.87	25	8.00	2.33	28	7.68	2.74	9	8.67	1.66	13	9.00	1.35

(1-Not a significant role at all, 10-Very significant role)

F. The Future Role of the World Bank in Niger (continued)

Which of the following SHOULD the World Bank do to make itself of greater value in Niger? (Choose no more than TWO)

Percentage of Respondents (Responses Combined)	Office of the President/Prime Minister/Minister	Employee of a Ministry/ Implementation Agency	PMU	Local Government	Bilateral or Multilateral Agency	Private Sector/ Financial Sector/ Private Bank	NGO/CBO/ Private Foundation	Media	Academia/ Research Institute/Student	Other
Improve the quality of its experts as related to Niger's specific challenges	40.0%	30.3%	41.7%	12.5%	81.0%	38.5%	45.2%	51.9%	80.0%	53.8%
Reduce the complexity of obtaining World Bank financing	40.0%	42.4%	25.0%	0.0%	4.8%	38.5%	41.9%	25.9%	20.0%	23.1%
Focus primarily on advocacy issues	10.0%	9.1%	0.0%	0.0%	0.0%	15.4%	3.2%	25.9%	6.7%	38.5%
Consider security challenges more in its development programs	30.0%	15.2%	16.7%	12.5%	4.8%	7.7%	6.5%	3.7%	6.7%	23.1%
Improve the competitiveness of its financing compared to markets	20.0%	9.1%	8.3%	25.0%	14.3%	7.7%	12.9%	7.4%	26.7%	23.1%
Reach out more to groups outside of government	0.0%	27.3%	33.3%	50.0%	23.8%	30.8%	35.5%	33.3%	53.3%	7.7%
Ensure greater selectivity in its work	10.0%	9.1%	0.0%	0.0%	4.8%	0.0%	0.0%	0.0%	0.0%	0.0%
Provide more adequate data/knowledge/statistics/figures on Niger's economy	10.0%	9.1%	0.0%	25.0%	4.8%	15.4%	6.5%	7.4%	0.0%	7.7%
Offer more innovative financial products	0.0%	15.2%	0.0%	12.5%	4.8%	0.0%	0.0%	0.0%	0.0%	0.0%
Offer more innovative knowledge services	10.0%	6.1%	0.0%	0.0%	9.5%	7.7%	9.7%	7.4%	0.0%	0.0%
Increase availability of Fee-Based services	0.0%	0.0%	0.0%	0.0%	4.8%	0.0%	0.0%	0.0%	0.0%	7.7%
Work faster	20.0%	3.0%	16.7%	0.0%	4.8%	15.4%	6.5%	18.5%	0.0%	7.7%
Join the National Framework for Crises and Disasters Management	10.0%	12.1%	16.7%	25.0%	4.8%	7.7%	12.9%	0.0%	0.0%	0.0%
Consolidate World Bank projects by sector to limit fragmentation of the Bank portfolio	0.0%	9.1%	41.7%	37.5%	14.3%	7.7%	19.4%	7.4%	6.7%	7.7%
Other	0.0%	0.0%	0.0%	0.0%	9.5%	7.7%	0.0%	7.4%	0.0%	0.0%

G. Communication and Information Sharing

How do you get most of your information about economic and social development issues in Niger? (Choose no more than TWO)

Percentage of Respondents (Responses Combined)	Office of the President/Prime Minister/Minister	Employee of a Ministry/ Implementation Agency	PMU	Local Government	Bilateral or Multilateral Agency	Private Sector/ Financial Sector/ Private Bank	NGO/CBO/ Private Foundation	Media	Academia/ Research Institute/Student	Other
Local newspapers	20.0%	54.5%	58.3%	77.8%	21.7%	56.3%	61.3%	37.9%	66.7%	30.8%
International newspapers	20.0%	6.1%	8.3%	11.1%	21.7%	18.8%	9.7%	17.2%	26.7%	38.5%
Local radio	10.0%	0.0%	8.3%	11.1%	0.0%	0.0%	6.5%	17.2%	0.0%	7.7%
International radio	40.0%	21.2%	16.7%	33.3%	13.0%	37.5%	16.1%	31.0%	13.3%	30.8%
Local television	20.0%	18.2%	41.7%	22.2%	4.3%	12.5%	19.4%	13.8%	0.0%	23.1%
International television	10.0%	9.1%	8.3%	11.1%	4.3%	6.3%	16.1%	20.7%	13.3%	7.7%
Periodicals	10.0%	15.2%	8.3%	0.0%	4.3%	18.8%	9.7%	3.4%	6.7%	15.4%
Internet	60.0%	42.4%	50.0%	33.3%	73.9%	31.3%	48.4%	34.5%	60.0%	23.1%
Social media (Facebook, Twitter, YouTube)	0.0%	6.1%	0.0%	0.0%	8.7%	0.0%	9.7%	13.8%	6.7%	0.0%
Blogs	0.0%	0.0%	0.0%	0.0%	0.0%	0.0%	0.0%	0.0%	0.0%	0.0%
Mobile phones	10.0%	0.0%	0.0%	0.0%	0.0%	0.0%	0.0%	0.0%	0.0%	0.0%
Instant messaging	0.0%	0.0%	0.0%	0.0%	17.4%	0.0%	0.0%	0.0%	6.7%	0.0%
Other	0.0%	18.2%	0.0%	0.0%	17.4%	6.3%	3.2%	3.4%	0.0%	7.7%

G. Communication and Information Sharing (continued)

How would you prefer to receive information from the World Bank? (Choose no more than TWO)

Percentage of Respondents (Responses Combined)	Office of the President/Prime Minister/Minister	Employee of a Ministry/ Implementation Agency	PMU	Local Government	Bilateral or Multilateral Agency	Private Sector/ Financial Sector/ Private Bank	NGO/CBO/ Private Foundation	Media	Academia/ Research Institute/Student	Other
World Bank website	60.0%	56.3%	50.0%	66.7%	79.2%	68.8%	48.4%	55.2%	86.7%	61.5%
Direct contact with World Bank (i.e., face to face meetings/discussions)	30.0%	15.6%	41.7%	33.3%	20.8%	37.5%	38.7%	24.1%	6.7%	15.4%
e-Newsletters	10.0%	9.4%	0.0%	0.0%	8.3%	0.0%	25.8%	13.8%	13.3%	7.7%
Instant messaging	0.0%	0.0%	0.0%	0.0%	4.2%	0.0%	9.7%	0.0%	0.0%	7.7%
World Bank seminars/workshops/conferences	50.0%	53.1%	41.7%	44.4%	37.5%	18.8%	38.7%	37.9%	33.3%	38.5%
World Bank publications and other written materials	20.0%	46.9%	58.3%	44.4%	29.2%	50.0%	19.4%	51.7%	60.0%	53.8%
Mobile phones	20.0%	0.0%	0.0%	0.0%	4.2%	0.0%	9.7%	3.4%	0.0%	0.0%
Social media (Facebook, Twitter, YouTube)	10.0%	12.5%	8.3%	11.1%	4.2%	18.8%	3.2%	10.3%	0.0%	7.7%
Blogs	0.0%	0.0%	0.0%	0.0%	0.0%	0.0%	0.0%	0.0%	0.0%	0.0%
Other	0.0%	0.0%	0.0%	0.0%	4.2%	6.3%	0.0%	0.0%	6.7%	0.0%

Are you aware of the World Bank's Access to Information Policy under which the Bank will now disclose any information in its possession that is not a list of exceptions?*

Percentage of Respondents	Office of the President/Prime Minister/Minister	Employee of a Ministry/ Implementation Agency	PMU	Local Government	Bilateral or Multilateral Agency	Private Sector/ Financial Sector/ Private Bank	NGO/CBO/ Private Foundation	Media	Academia/ Research Institute/Student	Other
Yes	30.0%	29.0%	27.3%	22.2%	18.2%	13.3%	34.5%	28.6%	73.3%	25.0%
No	70.0%	71.0%	72.7%	77.8%	81.8%	86.7%	65.5%	71.4%	26.7%	75.0%

*Significantly different between stakeholder groups

Have you requested information from the World Bank on its activities in the past year?*

Percentage of Respondents	Office of the President/Prime Minister/Minister	Employee of a Ministry/ Implementation Agency	PMU	Local Government	Bilateral or Multilateral Agency	Private Sector/ Financial Sector/ Private Bank	NGO/CBO/ Private Foundation	Media	Academia/ Research Institute/Student	Other
Yes	44.4%	17.2%	27.3%	14.3%	36.4%	0.0%	25.0%	16.0%	53.3%	27.3%
No	55.6%	82.8%	72.7%	85.7%	63.6%	100.0%	75.0%	84.0%	46.7%	72.7%

*Significantly different between stakeholder groups

Were you able to obtain this information?

Percentage of Respondents	Office of the President/Prime Minister/Minister	Employee of a Ministry/ Implementation Agency	PMU	Local Government	Bilateral or Multilateral Agency	Private Sector/ Financial Sector/ Private Bank	NGO/CBO/ Private Foundation	Media	Academia/ Research Institute/Student	Other
Yes	75.0%	80.0%	100.0%	0.0%	62.5%	-	50.0%	80.0%	100.0%	100.0%
No	25.0%	20.0%	0.0%	100.0%	37.5%	-	50.0%	20.0%	0.0%	0.0%

Do you have access to the Internet?*

Percentage of Respondents	Office of the President/Prime Minister/Minister	Employee of a Ministry/ Implementation Agency	PMU	Local Government	Bilateral or Multilateral Agency	Private Sector/ Financial Sector/ Private Bank	NGO/CBO/ Private Foundation	Media	Academia/ Research Institute/Student	Other
Yes	88.9%	100.0%	90.9%	77.8%	100.0%	100.0%	92.9%	96.0%	100.0%	55.6%
No	11.1%	0.0%	9.1%	22.2%	0.0%	0.0%	7.1%	4.0%	0.0%	44.4%

*Significantly different between stakeholder groups

Do you use/have used the World Bank website?*

Percentage of Respondents	Office of the President/Prime Minister/Minister	Employee of a Ministry/ Implementation Agency	PMU	Local Government	Bilateral or Multilateral Agency	Private Sector/ Financial Sector/ Private Bank	NGO/CBO/ Private Foundation	Media	Academia/ Research Institute/Student	Other
Yes	50.0%	60.0%	81.8%	11.1%	68.2%	46.7%	55.2%	48.1%	80.0%	33.3%
No	50.0%	40.0%	18.2%	88.9%	31.8%	53.3%	44.8%	51.9%	20.0%	66.7%

*Significantly different between stakeholder groups

G. Communication and Information Sharing (continued)

Which do you primarily use?*

Percentage of Respondents	Office of the President/Prime Minister/Minister	Employee of a Ministry/Implementation Agency	PMU	Local Government	Bilateral or Multilateral Agency	Private Sector/Financial Sector/Private Bank	NGO/CBO/Private Foundation	Media	Academia/Research Institute/Student	Other
The World Bank's country website (www.worldbank.org/ne)	22.2%	57.7%	20.0%	75.0%	21.1%	62.5%	33.3%	33.3%	66.7%	36.4%
The World Bank's main website (www.worldbank.org)	77.8%	42.3%	80.0%	25.0%	78.9%	37.5%	66.7%	66.7%	33.3%	63.6%

*Significantly different between stakeholder groups

Which Internet connection do you use primarily when visiting a World Bank website?*

Percentage of Respondents	Office of the President/Prime Minister/Minister	Employee of a Ministry/Implementation Agency	PMU	Local Government	Bilateral or Multilateral Agency	Private Sector/Financial Sector/Private Bank	NGO/CBO/Private Foundation	Media	Academia/Research Institute/Student	Other
High speed	77.8%	42.9%	90.0%	11.1%	94.7%	62.5%	71.4%	40.0%	93.3%	54.5%
Dial-up	22.2%	57.1%	10.0%	88.9%	5.3%	37.5%	28.6%	60.0%	6.7%	45.5%

*Significantly different between stakeholder groups

Please rate how much you agree with the following statements, on a ten-point scale. (1-Strongly disagree, 10-Strongly agree)

Communication and Information Sharing

	Which of the following best describes your current position?																													
	Office of the President/Prime Minister/Minister			Employee of Ministry/Implementation Agency			PMU			Local Government			Bilateral or Multilateral Agency			Private Sector/Financial Sector/Private Bank			NGO/CBO/Private Foundation			Media			Academia/Research Institute/Student			Other		
	N	Mean	SD	N	Mean	SD	N	Mean	SD	N	Mean	SD	N	Mean	SD	N	Mean	SD	N	Mean	SD	N	Mean	SD	N	Mean	SD	N	Mean	SD
I use more data from the World Bank as a result of the organization's Open Data policy*	6	7.50	2.17	29	4.31	2.59	10	6.60	2.88	6	5.33	3.44	19	6.16	2.85	13	4.54	3.04	27	4.70	2.78	20	4.10	2.69	14	6.00	1.57	8	6.00	2.33
I find the World Bank websites easy to navigate	5	7.00	1.87	21	6.52	2.11	9	7.33	1.87	5	8.40	1.52	15	7.53	1.77	9	6.11	3.30	16	5.75	2.08	11	6.36	2.29	13	6.69	1.38	5	5.40	2.30
I find the information on the World Bank's websites useful	5	7.40	1.52	21	6.19	1.72	7	6.43	2.51	3	7.33	1.53	14	7.71	1.82	10	5.40	2.46	14	5.21	2.49	11	6.09	1.92	13	6.62	1.39	5	6.40	2.19
When I need information from the World Bank I know how to find it	5	6.20	.84	17	6.06	2.33	11	6.36	2.98	3	4.00	2.65	13	6.46	1.90	10	6.10	2.13	22	5.23	2.39	12	6.75	1.36	14	6.43	1.22	6	6.17	1.83
The World Bank is responsive to my information requests and inquiries	7	7.00	2.94	16	4.62	3.34	8	6.13	3.48	6	4.00	3.22	18	5.61	2.09	9	5.44	2.79	22	4.45	2.97	16	4.88	3.63	14	6.36	2.13	7	5.71	2.56

*Significantly different between stakeholder groups

H. Background Information

Currently, do you professionally collaborate/work with the World Bank in your country?

Percentage of Respondents	Office of the President/Prime Minister/Minister	Employee of a Ministry/Implementation Agency	PMU	Local Government	Bilateral or Multilateral Agency	Private Sector/Financial Sector/Private Bank	NGO/CBO/Private Foundation	Media	Academia/Research Institute/Student	Other
Yes	37.5%	40.6%	58.3%	33.3%	86.4%	25.0%	35.5%	41.4%	53.8%	38.5%
No	62.5%	59.4%	41.7%	66.7%	13.6%	75.0%	64.5%	58.6%	46.2%	61.5%

Which of the following describes most of your exposure to the World Bank in Niger? (Choose no more than TWO)

Percentage of Respondents (Responses Combined)	Office of the President/Prime Minister/Minister	Employee of a Ministry/Implementation Agency	PMU	Local Government	Bilateral or Multilateral Agency	Private Sector/Financial Sector/Private Bank	NGO/CBO/Private Foundation	Media	Academia/Research Institute/Student	Other
Observer	40.0%	39.4%	16.7%	44.4%	13.6%	26.7%	50.0%	51.7%	38.5%	38.5%
Use World Bank reports/data	30.0%	42.4%	33.3%	55.6%	59.1%	40.0%	35.7%	44.8%	53.8%	46.2%
Engage in World Bank related/sponsored events/activities	0.0%	30.3%	16.7%	22.2%	13.6%	20.0%	28.6%	17.2%	15.4%	46.2%
Collaborate as part of my professional duties	60.0%	15.2%	50.0%	22.2%	50.0%	26.7%	32.1%	10.3%	46.2%	46.2%
Use World Bank website for information, data, research, etc.	30.0%	39.4%	41.7%	33.3%	36.4%	66.7%	25.0%	41.4%	46.2%	7.7%

Appendix C: Responses to All Questions by Geographic Location

A. General Issues facing Niger

In general, would you say that Niger is headed in...?

Percentage of Respondents	Niamey	Other Areas
In the right direction	52.5%	57.1%
In the wrong direction	8.5%	11.9%
Don't know	39.0%	31.0%

Listed below are a number of development priorities in Niger. Please identify which of the following you consider the most important development priorities in Niger? (Choose no more than THREE)

Percentage of Respondents (Responses Combined)	Niamey	Other Areas
Gender	2.9%	0.0%
Transport	27.1%	18.2%
Public sector governance/reform	37.1%	40.9%
Global/regional integration	1.4%	2.3%
Social protection	2.9%	6.8%
Domestic private sector development	17.1%	6.8%
Foreign direct investment	3.6%	0.0%
Water and sanitation	5.7%	6.8%
Anti-corruption	30.0%	29.5%
Job creation/employment	14.3%	13.6%
Rural development	14.3%	20.5%
Financial markets	0.0%	0.0%
Urban development	0.7%	0.0%
Environmental sustainability	2.9%	2.3%
Equality of opportunity	2.1%	6.8%
Health	21.4%	22.7%
Demography	3.6%	4.5%
Education	30.7%	25.0%
Poverty reduction	15.0%	18.2%
Energy and oil	7.9%	13.6%
Food security and nutrition	10.7%	9.1%
Climate change	0.7%	0.0%
Agricultural development	7.1%	13.6%
Trade and exports	0.0%	0.0%
Crime and violence	0.7%	0.0%
Economic growth	4.3%	4.5%
Law and justice	4.3%	2.3%
Regulatory framework	0.7%	0.0%
Communicable/non-communicable diseases	0.0%	0.0%
Basic infrastructure	2.9%	4.5%
Natural resource management	7.9%	6.8%
Disaster management	0.7%	4.5%
Information and communications technology	3.6%	0.0%
Security	15.7%	13.6%

A. General Issues facing Niger (continued)

Poverty reduction is a broad term that encompasses work in many different areas. Which THREE areas of development listed below do you believe would contribute most to reducing poverty in Niger? (Choose no more than THREE)

Percentage of Respondents (Responses Combined)	Niamey	Other Areas
Water and sanitation	9.1%	6.8%
Equality of opportunity	7.0%	11.4%
Economic growth	25.9%	25.0%
Climate change	2.1%	2.3%
Global/regional integration	0.0%	2.3%
Gender	2.1%	0.0%
Rural development	53.8%	40.9%
Urban development	2.8%	2.3%
Regulatory framework	0.7%	2.3%
Basic infrastructure	11.2%	6.8%
Social protection	4.9%	2.3%
Law and justice	3.5%	6.8%
Transport	4.2%	9.1%
Crime and violence	2.1%	2.3%
Communicable/non-communicable diseases	0.0%	2.3%
Information and communications technology	1.4%	0.0%
Security	11.2%	9.1%
Anti-corruption	29.4%	27.3%
Domestic private sector development	9.1%	6.8%
Foreign direct investment	0.7%	2.3%
Education	27.3%	27.3%
Energy and oil	11.9%	13.6%
Public sector governance/reform	19.6%	15.9%
Natural resource management	4.2%	2.3%
Environmental sustainability	0.7%	4.5%
Disaster management	1.4%	6.8%
Health	9.8%	20.5%
Agricultural development	16.8%	20.5%
Job creation/employment	11.9%	15.9%
Financial markets	0.7%	0.0%
Trade and exports	0.0%	0.0%
Food security and nutrition	8.4%	2.3%
Demography	4.2%	2.3%

A. General Issues facing Niger (continued)

Economic growth can be driven by a number of factors. Which THREE areas below do you believe would contribute most to generating economic growth in Niger? (Choose no more than THREE)

Percentage of Respondents (Responses Combined)	Niamey	Other Areas
Energy and oil	68.1%	59.1%
Gender	1.4%	0.0%
Equality of opportunity	2.8%	4.5%
Social protection	2.8%	0.0%
Global/regional integration	1.4%	9.1%
Climate change	2.1%	2.3%
Anti-corruption	29.2%	27.3%
Disaster management	2.8%	0.0%
Rural development	36.8%	20.5%
Foreign direct investment	8.3%	4.5%
Urban development	0.0%	2.3%
Water and sanitation	3.5%	6.8%
Education	13.2%	6.8%
Information and communications technology	5.6%	9.1%
Regulatory framework	0.7%	0.0%
Demography	1.4%	4.5%
Communicable/non-communicable diseases	0.0%	2.3%
Trade and exports	7.6%	4.5%
Public sector governance/reform	18.1%	13.6%
Domestic private sector development	21.5%	15.9%
Job creation/employment	13.9%	15.9%
Agricultural development	13.2%	18.2%
Food security and nutrition	4.9%	6.8%
Transport	5.6%	9.1%
Natural resource management	13.2%	18.2%
Environmental sustainability	0.7%	0.0%
Health	3.5%	9.1%
Basic infrastructure	9.0%	6.8%
Law and justice	2.1%	4.5%
Crime and violence	2.1%	0.0%
Financial markets	1.4%	6.8%
Security	3.5%	13.6%

B. Overall Attitudes toward the World Bank

Overall Attitudes toward the World Bank

	Which best represents your geographic location?					
	Niamey			Other Areas		
	N	Mean	SD	N	Mean	SD
How familiar are you with the work of the World Bank in CAR, on a ten-point scale?	136	6.23	2.26	40	5.70	2.15
Overall, please rate your impression of the World Bank's effectiveness in Niger, on a ten-point scale.	133	6.62	2.43	39	6.69	2.02
To what extent do you believe the World Bank's staff is well prepared to help Niger solve its most complicated development challenges, on ten-point scale?	124	7.18	2.48	37	7.03	2.28

(1-Not familiar at all, 10-Extremely familiar; 1-Not effective at all, 10-Very effective; 1-To no degree at all, 10-To a very significant degree)

B. Overall Attitudes toward the World Bank (continued)

When thinking about how the World Bank can have the most impact on development results in Niger, in which sectoral areas do you believe the World Bank should focus most of its attention and resources in Niger? (Choose no more than THREE)

Percentage of Respondents (Responses Combined)	Niamey	Other Areas
Social protection	8.4%	11.4%
Public sector governance/reform	40.6%	43.2%
Transport	9.1%	6.8%
Poverty reduction	38.5%	20.5%
Global/regional integration	0.7%	0.0%
Gender	0.7%	0.0%
Crime and violence	0.7%	0.0%
Domestic private sector development	32.2%	36.4%
Rural development	10.5%	6.8%
Foreign direct investment	2.8%	2.3%
Water and sanitation	6.3%	6.8%
Energy and oil	7.7%	9.1%
Job creation/employment	15.4%	9.1%
Financial markets	0.0%	0.0%
Urban development	1.4%	2.3%
Environmental sustainability	1.4%	2.3%
Security	5.6%	9.1%
Equality of opportunity	3.5%	4.5%
Health	19.6%	27.3%
Education	33.6%	34.1%
Food security and nutrition	6.3%	6.8%
Climate change	0.7%	0.0%
Agricultural development	5.6%	15.9%
Trade and exports	0.0%	0.0%
Economic growth	16.1%	11.4%
Law and justice	4.9%	0.0%
Regulatory framework	0.0%	0.0%
Communicable/non-communicable diseases	0.0%	2.3%
Basic infrastructure	7.0%	4.5%
Natural resource management	4.2%	9.1%
Anti-corruption	7.0%	6.8%
Information and communications technology	4.2%	4.5%
Disaster management	2.8%	4.5%
Demography	1.4%	2.3%

When thinking about the World Bank's role, which activity do you believe is of greatest VALUE and which activity is of second greatest value in Niger?

Greatest Value		
Percentage of Respondents	Niamey	Other Areas
Financial resources: investment lending	52.0%	42.5%
Financial resources: policy-based lending/budget support to the Government	25.2%	30.0%
Mobilizing third-party financial resources	1.6%	5.0%
Technical assistance	2.4%	5.0%
Policy advice	1.6%	5.0%
Donor coordination	0.0%	2.5%
Data	0.0%	0.0%
Training/capacity building	9.4%	5.0%
Studies/analyses	3.1%	2.5%
Convening/facilitating	3.9%	0.0%
Linkage to non-Bank expertise	0.0%	2.5%
Other	0.0%	0.0%

2 nd Greatest Value		
Percentage of Respondents	Niamey	Other Areas
Financial resources: investment lending	7.8%	11.9%
Financial resources: policy-based lending/budget support to the Government	13.3%	16.7%
Mobilizing third-party financial resources	7.0%	2.4%
Technical assistance	16.4%	4.8%
Policy advice	7.8%	7.1%
Donor coordination	3.9%	2.4%
Data	2.3%	2.4%
Training/capacity building	15.6%	28.6%
Studies/analyses	12.5%	4.8%
Convening/facilitating	6.3%	11.9%
Linkage to non-Bank expertise	6.3%	7.1%
Other	0.0%	0.0%

B. Overall Attitudes toward the World Bank (continued)

Which of the following do you identify as the World Bank's greatest WEAKNESSES in its work in Niger? (Choose no more than TWO)

Percentage of Respondents (Responses Combined)	Niamey	Other Areas
Imposing technocratic solutions without regard to political realities	36.6%	36.4%
Not exploring alternative policy options	18.7%	11.4%
Too bureaucratic in its operational policies and procedures	19.4%	27.3%
Staff too inaccessible	9.0%	11.4%
Arrogant in its approach	7.5%	6.8%
Not client focused	9.0%	2.3%
The credibility of its knowledge/data	4.5%	0.0%
Not willing to honestly criticize policies and reform efforts in the country	11.9%	6.8%
Too influenced by developed countries	18.7%	25.0%
Not enough public disclosure of its work	12.7%	20.5%
World Bank processes too slow and complex	14.2%	27.3%
Not aligned with country priorities	6.7%	2.3%
Not aligned with other donors' work	0.7%	2.3%
Not collaborating enough with non-state actors	17.9%	9.1%
Not adequately sensitive to political/social realities in Niger	7.5%	4.5%
Other	0.7%	2.3%

Which World Bank instruments do you believe are the MOST effective in reducing poverty in Niger? (Choose no more than TWO)

Percentage of Respondents (Responses Combined)	Niamey	Other Areas
Capacity development	54.9%	47.7%
Policy-based lending/budget support to the Government	47.9%	43.2%
Knowledge products/services	3.5%	4.5%
Investment lending	64.8%	61.4%
Technical assistance	16.2%	18.2%
Trust Fund management	4.9%	2.3%
Other	2.1%	2.3%
Don't know	0.7%	4.5%

Overall Attitudes toward the World Bank

	Which best represents your geographic location?					
	Niamey			Other Areas		
	N	Mean	SD	N	Mean	SD
To what extent do you believe the World Bank SHOULD seek to influence the global development agenda as related to "global public goods", on a ten-point scale?	114	7.34	2.17	35	7.20	2.26

(1-To no degree at all, 10-To a very significant degree)

In addition to the regular relations with the national government as its main interlocutor, which TWO of the following groups should the World Bank collaborate with more in your country to ensure better development results there? (Choose no more than TWO)

Percentage of Respondents (Responses Combined)	Niamey	Other Areas
NGOs	50.3%	37.2%
Local Government	31.5%	41.9%
Beneficiaries	20.3%	23.3%
Private Sector	29.4%	9.3%
Community-Based Organizations (CBOs)	16.8%	37.2%
Donor Community	9.8%	9.3%
Foundations	1.4%	2.3%
Academia/Think Tanks/Research Institutes	17.5%	18.6%
Parliament	4.9%	2.3%
Media	15.4%	7.0%
Faith-Based Organizations	1.4%	7.0%
Other	0.0%	0.0%

B. Overall Attitudes toward the World Bank (continued)

To what extent do you agree with the following statements about the World Bank's work in Niger, on a ten-point scale? (1-Strongly disagree, 10-Strongly agree)

Overall Attitudes toward the World Bank

	Which best represents your geographic location?					
	Niamey			Other Areas		
	N	Mean	SD	N	Mean	SD
Overall the World Bank currently plays a relevant role in development in Niger	136	6.96	2.64	40	7.40	2.22
The World Bank's work is aligned with what I consider the development priorities for Niger	108	5.86	2.73	36	6.36	2.34
The World Bank supports programs and strategies that are realistic for Niger	122	6.41	2.82	34	7.21	2.32
The World Bank treats clients and stakeholders in Niger with respect	103	6.62	2.88	24	5.92	2.69

To what extent is the World Bank an effective development partner in Niger in terms of each of the following?

Overall Attitudes toward the World Bank

	Which best represents your geographic location?					
	Niamey			Other Areas		
	N	Mean	SD	N	Mean	SD
Responsiveness	82	4.73	2.59	29	4.69	2.83
Flexibility (in terms of the World Bank's products and services)	73	4.55	2.60	29	4.59	2.61
Flexibility (in terms of changing country circumstances)	71	4.96	2.62	27	4.70	2.49
Being inclusive	88	5.05	2.30	30	4.83	2.63
Openness (sharing data and other information)	93	5.44	2.45	33	5.15	2.46
Staff accessibility*	98	5.17	2.91	31	3.84	2.11
Straightforwardness and honesty	82	6.35	2.53	24	5.92	2.52
Collaboration with groups outside of the Government	109	5.98	2.92	33	5.27	3.39
Collaboration with the Government	121	7.79	2.05	35	7.91	2.03
Collaboration with other donors	95	6.95	2.43	27	7.33	2.50
Follow through over time	58	5.86	2.81	17	7.00	2.52

(1-To no degree at all, 10- To a very significant degree) *Significantly different between locations

When World Bank assisted reform efforts fail or are slow to take place, which of the following would you attribute this to? (Choose no more than TWO)

Percentage of Respondents (Responses Combined)	Niamey	Other Areas
The World Bank works too slowly	39.2%	25.0%
The Government works inefficiently	26.6%	27.3%
There is not an adequate level of citizen/civil society participation	30.1%	31.8%
Weak ownership of the Government and implementers	25.2%	9.1%
Poor donor coordination	6.3%	6.8%
The World Bank does not do adequate follow through/follow-up	16.1%	18.2%
Lack of/inadequate levels of capacity in Government	16.8%	15.9%
Inadequate sharing of responsibility between the World Bank, the Government, and implementers	14.0%	22.7%
Political pressures and obstacles	10.5%	25.0%
Reforms are not well thought out in light of country challenges	7.7%	11.4%
The World Bank is not sensitive enough to political/social realities on the ground	14.0%	11.4%
Other	0.7%	2.3%

C. World Bank Effectiveness and Results

How effective do you believe the World Bank is in terms of the work it does in the following areas of development in Niger, on a ten-point scale?

(1-Not effective at all, 10-Very effective)

World Bank Effectiveness and Results

	Which best represents your geographic location?					
	Niamey			Other Areas		
	N	Mean	SD	N	Mean	SD
Anti-corruption	113	6.16	2.84	35	6.06	3.00
Information and communications technology	95	5.87	2.46	29	5.97	1.97
Transport	90	4.92	2.48	27	5.26	2.36
Crime and violence	69	4.26	2.68	19	5.05	2.48
Law and justice	61	4.56	2.47	24	5.58	2.17
Urban development	92	5.48	2.52	27	6.26	1.68
Environmental sustainability	77	5.65	2.34	29	5.86	1.92
Regulatory framework	86	5.43	2.39	24	5.96	2.05
Basic infrastructure	88	6.32	2.39	30	7.23	2.08
Communicable/non-communicable diseases	101	6.40	2.14	29	6.69	2.22
Poverty reduction	118	6.97	2.36	31	7.68	1.80
Gender	70	5.59	2.69	23	6.30	2.60
Domestic private sector development	99	5.97	2.62	26	5.31	2.29
Foreign direct investment	71	5.06	2.37	19	5.05	2.30
Water and sanitation	109	6.36	2.19	32	6.94	1.83
Trade and exports	81	5.78	2.30	24	5.21	2.41
Economic growth	99	5.87	2.27	30	6.23	1.74
Energy and oil	66	5.06	2.84	21	4.05	2.33
Disaster management	84	5.24	2.52	29	5.66	2.69
Public sector governance/reform	121	6.75	2.19	33	6.45	1.99
Job creation/employment	89	4.42	2.43	24	4.58	2.12
Financial markets	77	4.75	2.41	22	5.00	2.07
Equality of opportunity	70	4.56	2.75	20	5.55	2.68
Health	113	6.81	2.14	32	7.31	1.77
Rural development	114	6.42	2.23	34	6.35	2.04
Global/regional integration	73	5.16	2.49	20	5.20	2.53
Food security and nutrition	80	5.91	2.46	28	6.21	2.42
Education	104	6.65	2.18	32	7.22	2.21
Social protection	83	5.53	2.22	28	5.46	2.22
Climate change	67	5.36	2.22	24	5.50	2.62
Agricultural development	85	5.94	2.45	27	5.96	2.24
Natural resource management	66	5.44	2.56	19	4.95	2.90
Demography	89	5.90	2.12	33	6.15	2.24
Security	69	4.71	2.59	21	5.52	2.50

World Bank Effectiveness and Results

	Which best represents your geographic location?					
	Niamey			Other Areas		
	N	Mean	SD	N	Mean	SD
To what degree does the World Bank's work help achieve development results in Niger, on a ten-point scale?	129	6.86	2.16	39	6.51	2.02

(1-To no degree at all, 10-To a very significant degree)

To what extent do you agree with the following statements about the World Bank in Niger, on a ten-point scale? (1-Strongly disagree, 10-Strongly agree)

World Bank Effectiveness and Results

	Which best represents your geographic location?					
	Niamey			Other Areas		
	N	Mean	SD	N	Mean	SD
The World Bank's financial instruments meet the needs of Niger.	126	6.28	2.49	41	6.00	2.29
The World Bank meets Niger's needs for knowledge services.	123	6.10	2.34	36	5.83	2.26

D. The World Bank's Knowledge Work and Activities

How frequently do you consult World Bank knowledge work and activities in the work you do?

Percentage of Respondents	Niamey	Other Areas
Weekly	10.5%	2.3%
Monthly	16.1%	18.6%
A few times a year	42.7%	41.9%
Rarely	25.9%	30.2%
Never	4.9%	7.0%

When thinking about the development challenges in Niger, where do you believe it would be most valuable for the World Bank to focus its knowledge work and activities in the next few years? (Choose no more than THREE)

Percentage of Respondents (Responses Combined)	Niamey	Other Areas
Public sector governance/reform	42.7%	43.2%
Gender	2.1%	2.3%
Domestic private sector development	35.0%	20.5%
Foreign direct investment	2.8%	2.3%
Water and sanitation	14.0%	13.6%
Trade and exports	0.7%	2.3%
Energy and oil	18.9%	13.6%
Disaster management	4.9%	4.5%
Social protection	4.2%	2.3%
Climate change	4.2%	2.3%
Poverty reduction	34.3%	29.5%
Law and justice	4.9%	0.0%
Anti-corruption	11.2%	11.4%
Financial markets	0.7%	4.5%
Equality of opportunity	0.7%	2.3%
Urban development	2.1%	2.3%
Security	3.5%	6.8%
Crime and violence	2.1%	0.0%
Education	37.1%	40.9%
Global/regional integration	1.4%	2.3%
Information and communications technology	4.2%	0.0%
Transport	3.5%	4.5%
Agricultural development	6.3%	9.1%
Natural resource management	4.2%	6.8%
Job creation/employment	4.9%	2.3%
Health	21.0%	25.0%
Economic growth	7.0%	13.6%
Rural development	6.3%	15.9%
Food security and nutrition	4.2%	4.5%
Environmental sustainability	1.4%	0.0%
Regulatory framework	0.0%	2.3%
Basic infrastructure	5.6%	2.3%
Communicable/non-communicable diseases	0.7%	2.3%
Demography	1.4%	2.3%

In Niger, how effective do you believe the World Bank's knowledge work and activities: (1-Not effective at all, 10-Very effective)

The World Bank's Knowledge Work and Activities

	Which best represents your geographic location?					
	Niamey			Other Areas		
	N	Mean	SD	N	Mean	SD
Enhancing your knowledge and/or skills	119	6.19	2.59	39	6.44	2.50
Contributing to good policy making	113	6.32	2.27	36	7.06	2.47
Providing support for program implementation	117	7.21	2.14	38	7.24	2.14

D. The World Bank's Knowledge Work and Activities (continued)

In Niger, to what extent do you believe that the World Bank's knowledge work and activities: (1-To no degree at all, 10-To a very significant degree)

The World Bank's Knowledge Work and Activities

	Which best represents your geographic location?					
	Niamey			Other Areas		
	N	Mean	SD	N	Mean	SD
Are timely	103	6.58	2.66	34	6.44	2.65
Include appropriate level of stakeholder involvement during preparation	94	5.14	2.39	31	5.16	2.13
Are relevant to Niger's development priorities	119	6.81	2.10	39	6.90	2.06
Provide feasible recommendations	99	6.15	2.12	31	6.58	2.08
Are accessible (well written and easy to understand)	101	6.54	2.29	33	7.15	1.94
Are a source of relevant information on global good practices	93	5.86	2.43	32	5.69	2.02
Are useful in terms of the work you do	105	6.27	2.49	33	6.85	1.87
Are adequately disseminated	99	4.66	2.48	30	4.77	1.85
Are appropriately translated	91	5.11	2.58	26	5.27	2.59
Are adaptable to Niger's specific development challenges and country circumstances	103	6.31	2.19	34	6.56	2.12

The World Bank's Knowledge Work and Activities

	Which best represents your geographic location?					
	Niamey			Other Areas		
	N	Mean	SD	N	Mean	SD
Overall, how significant a contribution do you believe the World Bank's knowledge work and activities make to development results in your country, on a ten-point scale?	124	7.17	2.12	40	7.38	2.29
Overall, how would you rate the technical quality of the World Bank's knowledge work and activities, on a ten-point scale?	125	6.68	2.18	40	7.18	2.17

(1-Not significant at all, 10-Very significant; 1-Very low technical quality, 10-Very high technical quality)

E. Working with the World Bank

To what extent do you agree/disagree with the following statements, on a ten-point scale? (1-Strongly disagree, 10-Strongly agree)

Working with the World Bank

	Which best represents your geographic location?					
	Niamey			Other Areas		
	N	Mean	SD	N	Mean	SD
The World Bank disburses funds promptly	122	3.87	2.57	38	3.66	2.27
The World Bank effectively monitors and evaluates the projects and programs it supports	122	6.96	2.39	39	7.26	2.56
The World Bank's approvals and reviews are done in a timely fashion	85	6.12	2.32	28	7.04	1.93
The World Bank's "Safeguard Policy" requirements are reasonable	84	5.57	2.15	29	5.97	2.11
The World Bank imposes reasonable conditions on its lending	103	5.83	2.59	32	6.16	2.58
Working with the World Bank increases Niger's institutional capacity	121	6.76	2.23	37	7.38	2.05
The World Bank ensures consistency and continuity through staff changes	86	5.84	2.56	22	5.91	2.86
The World Bank's teams and visits are well coordinated	93	6.52	2.22	32	7.25	2.58
Where country systems are adequate, the World Bank makes appropriate use of them	81	6.28	2.33	23	6.96	2.44
The World Bank provides effective implementation support	118	7.01	2.36	35	6.86	2.38

F. The Future Role of the World Bank in Niger

The Future Role of the World Bank in Niger

	Which best represents your geographic location?					
	Niamey			Other Areas		
	N	Mean	SD	N	Mean	SD
How significant a role do you believe the World Bank SHOULD play in Niger's development in the near future, on a ten-point scale?	123	8.41	2.00	39	8.64	1.56

(1-Not a significant role at all, 10-Very significant role)

F. The Future Role of the World Bank in Niger (continued)

Which of the following SHOULD the World Bank do to make itself of greater value in Niger? (Choose no more than TWO)

Percentage of Respondents (Responses Combined)	Niamey	Other Areas
Improve the quality of its experts as related to Niger's specific challenges	50.7%	43.2%
Reduce the complexity of obtaining World Bank financing	28.7%	27.3%
Focus primarily on advocacy issues	11.0%	9.1%
Consider security challenges more in its development programs	9.6%	15.9%
Improve the competitiveness of its financing compared to markets	14.7%	13.6%
Reach out more to groups outside of government	30.1%	29.5%
Ensure greater selectivity in its work	2.9%	0.0%
Provide more adequate data/knowledge/statistics/figures on Niger's economy	6.6%	11.4%
Offer more innovative financial products	2.9%	6.8%
Offer more innovative knowledge services	5.9%	6.8%
Increase availability of Fee-Based services	1.5%	0.0%
Work faster	9.6%	6.8%
Join the National Framework for Crises and Disasters Management	6.6%	13.6%
Consolidate World Bank projects by sector to limit fragmentation of the Bank portfolio	13.2%	13.6%
Other	3.7%	0.0%

G. Communication and Information Sharing

How do you get most of your information about economic and social development issues in Niger? (Choose no more than TWO)

Percentage of Respondents (Responses Combined)	Niamey	Other Areas
Local newspapers	47.9%	47.7%
International newspapers	18.1%	11.4%
Local radio	6.9%	0.0%
International radio	23.6%	22.7%
Local television	14.6%	22.7%
International television	9.7%	15.9%
Periodicals	9.7%	11.4%
Internet	45.8%	47.7%
Social media (Facebook, Twitter, YouTube)	6.3%	6.8%
Blogs	0.0%	0.0%
Mobile phones	0.7%	0.0%
Instant messaging	3.5%	0.0%
Other	6.3%	9.1%

How would you prefer to receive information from the World Bank? (Choose no more than TWO)

Percentage of Respondents (Responses Combined)	Niamey	Other Areas
World Bank website	63.2%	59.1%
Direct contact with World Bank (i.e., face to face meetings/discussions)	26.4%	20.5%
e-Newsletters	11.8%	9.1%
Instant messaging	1.4%	6.8%
World Bank seminars/workshops/conferences	38.2%	45.5%
World Bank publications and other written materials	41.7%	43.2%
Mobile phones	4.9%	0.0%
Social media (Facebook, Twitter, YouTube)	6.3%	13.6%
Blogs	0.0%	0.0%
Other	2.1%	0.0%

Are you aware of the World Bank's Access to Information Policy under which the Bank will now disclose any information in its possession that is not a list of exceptions?

Percentage of Respondents	Niamey	Other Areas
Yes	31.4%	31.0%
No	68.6%	69.0%

Have you requested information from the World Bank on its activities in the past year?

Percentage of Respondents	Niamey	Other Areas
Yes	26.2%	23.1%
No	73.8%	76.9%

Were you able to obtain this information?

Percentage of Respondents	Niamey	Other Areas
Yes	76.5%	75.0%
No	23.5%	25.0%

G. Communication and Information Sharing (continued)

Do you have access to the Internet?*

Percentage of Respondents	Niamey	Other Areas
Yes	96.8%	82.1%
No	3.2%	17.9%

*Significantly different between locations

Do you use/have used the World Bank website?

Percentage of Respondents	Niamey	Other Areas
Yes	57.4%	53.7%
No	42.6%	46.3%

Which do you primarily use?

Percentage of Respondents	Niamey	Other Areas
The World Bank's country website (www.worldbank.org/ne)	40.7%	52.8%
The World Bank's main website (www.worldbank.org)	59.3%	47.2%

Which Internet connection do you use primarily when visiting a World Bank website?*

Percentage of Respondents	Niamey	Other Areas
High speed	67.4%	50.0%
Dial-up	32.6%	50.0%

*Significantly different between locations

Please rate how much you agree with the following statements, on a ten-point scale. (1-Strongly disagree, 10-Strongly agree)

Communication and Information Sharing

	Which best represents your geographic location?					
	Niamey			Other Areas		
	N	Mean	SD	N	Mean	SD
I use more data from the World Bank as a result of the organization's Open Data policy	114	5.17	2.73	36	5.06	2.84
I find the World Bank websites easy to navigate	83	6.60	2.11	25	6.72	2.15
I find the information on the World Bank's websites useful	80	6.32	2.09	22	6.27	1.86
When I need information from the World Bank I know how to find it	87	6.15	2.15	26	5.77	1.95
The World Bank is responsive to my information requests and inquiries	96	5.21	2.99	26	5.50	2.79

H. Background Information

Currently, do you professionally collaborate/work with the World Bank in your country?

Percentage of Respondents	Niamey	Other Areas
Yes	52.1%	22.7%
No	47.9%	77.3%

Which of the following describes most of your exposure to the World Bank in Niger? (Choose no more than TWO)

Percentage of Respondents (Responses Combined)	Niamey	Other Areas
Observer	34.8%	47.7%
Use World Bank reports/data	44.9%	40.9%
Engage in World Bank related/sponsored events/activities	17.4%	34.1%
Collaborate as part of my professional duties	31.9%	27.3%
Use World Bank website for information, data, research, etc.	39.9%	31.8%

Appendix D: Responses to All Questions by Year¹

FY '07 Response Number = 616 • FY '13 Response Number = 194

B. Overall Attitudes toward the World Bank

Overall Attitudes toward the World Bank

	year					
	FY 2007			FY 2013		
	N	Mean	SD	N	Mean	SD
How familiar are you with the work of the World Bank in CAR, on a ten-point scale?*	580	5.13	2.51	181	6.09	2.26
Overall, please rate your impression of the World Bank's effectiveness in Niger, on a ten-point scale.	565	6.37	3.02	176	6.61	2.35

(1-Not familiar at all, 10-Extremely familiar; 1-Not effective at all, 10-Very effective)

*Significantly different between FY13 and FY07 country surveys

To what extent do you agree with the following statements about the World Bank's work in Niger, on a ten-point scale?

Overall Attitudes toward the World Bank

	year					
	FY 2007			FY 2013		
	N	Mean	SD	N	Mean	SD
Overall the World Bank currently plays a relevant role in development in Niger	575	6.80	3.27	181	7.06	2.54
The World Bank's work is aligned with what I consider the development priorities for Niger	564	6.16	3.42	147	5.95	2.67
The World Bank supports programs and strategies that are realistic for Niger*	550	5.35	3.36	160	6.54	2.75
The World Bank treats clients and stakeholders in Niger with respect	477	6.45	3.32	130	6.45	2.83

(1-Strongly disagree, 10-Strongly agree)

*Significantly different between FY13 and FY07 country surveys

To what extent is the World Bank an effective development partner in Niger in terms of each of the following?

Overall Attitudes toward the World Bank

	year					
	FY 2007			FY 2013		
	N	Mean	SD	N	Mean	SD
Staff accessibility*	457	6.76	3.22	131	4.79	2.81
Straightforwardness and honesty*	446	7.13	3.27	109	6.23	2.56

(1-To no degree at all, 10- To a very significant degree)

*Significantly different between FY13 and FY07 country surveys

¹ Only those questions that were asked in the FY '07 and FY '13 country surveys, with similar response scales/options, are presented.

C. World Bank Effectiveness and Results

How effective do you believe the World Bank is in terms of the work it does in the following areas of development in Niger, on a ten-point scale?
(1-Not effective at all, 10-Very effective)

World Bank Effectiveness and Results

	year					
	FY 2007			FY 2013		
	N	Mean	SD	N	Mean	SD
Anti-corruption	497	6.35	3.48	151	6.07	2.89
Law and justice*	433	6.05	3.20	88	4.78	2.43
Urban development*	476	6.36	3.35	123	5.54	2.41
Regulatory framework*	423	6.12	2.97	114	5.49	2.31
Basic infrastructure	365	6.74	3.06	123	6.49	2.41
Poverty reduction	534	6.70	3.13	153	7.09	2.30
Gender*	465	6.62	3.15	97	5.74	2.66
Domestic private sector development*	483	6.82	2.93	128	5.79	2.57
Economic growth*	504	6.57	3.07	133	5.92	2.18
Public sector governance/reform	473	6.34	3.26	159	6.65	2.18
Financial markets*	453	6.91	2.93	101	4.79	2.35
Health	506	7.37	3.05	150	6.93	2.07
Global/regional integration*	434	6.37	3.20	96	5.20	2.48
Education	508	7.17	3.26	141	6.81	2.19
Social protection*	476	6.43	3.23	114	5.50	2.24
Agricultural development*	408	6.74	3.09	115	5.96	2.38
Natural resource management*	496	6.84	3.08	88	5.40	2.63
Demography*	361	6.62	3.14	125	5.95	2.14

*Significantly different between FY13 and FY07 country surveys

D. The World Bank's Knowledge

In Niger, to what extent do you believe that the World Bank's knowledge work and activities: (1-To no degree at all, 10-To a very significant degree)

The World Bank's Knowledge Work and Activities

	year					
	FY 2007			FY 2013		
	N	Mean	SD	N	Mean	SD
Are useful in terms of the work you do*	467	7.71	2.69	142	6.44	2.36
Are adaptable to Niger's specific development challenges and country circumstances	500	6.63	3.12	140	6.36	2.18

*Significantly different between FY13 and FY07 country surveys

E. Working with the World Bank

To what extent do you agree/disagree with the following statements, on a ten-point scale? (1-Strongly disagree; 10-Strongly agree)

Working with the World Bank

	year					
	FY 2007			FY 2013		
	N	Mean	SD	N	Mean	SD
The World Bank disburses funds promptly*	306	5.34	3.66	163	3.82	2.51
The World Bank effectively monitors and evaluates the projects and programs it supports*	303	7.97	2.89	164	7.00	2.44
The World Bank imposes reasonable conditions on its lending	517	5.63	3.72	138	5.94	2.58
Working with the World Bank increases Niger's institutional capacity*	297	7.65	2.94	162	6.90	2.22

*Significantly different between FY13 and FY07 country surveys

G. Communication and Information Sharing**Do you use/have you used the World Bank website?***

Percentage of Respondents	FY 2007	FY 2013
Yes	28.7%	55.8%
No	71.3%	44.2%

Significantly different between FY13 and FY07 country surveys*Which do you primarily use?***

Percentage of Respondents	FY 2007	FY 2013
The World Bank's country website	56.7%	42.7%
The World Bank's main website	43.3%	57.3%

**Significantly different between FY13 and FY07 country surveys*

Appendix E: Indicator Questions as a Function of Exposure to the Bank

Indicator Question	H3. Currently, do you professionally collaborate/work with the World Bank?		H4. Which of the following describes most of your exposure to the World Bank in Niger? (Choose no more than TWO)									
	No Mean	Yes Mean	Observer		Use WB reports/data		Engage in WB activities		Collaborate		Use WB website	
			No Mean	Yes Mean	No Mean	Yes Mean	No Mean	Yes Mean	No Mean	Yes Mean	No Mean	Yes Mean
Overall, please rate your impression of the World Bank's effectiveness in Niger, on a ten-point scale.	6.05	7.28	6.92	6.23	6.16	7.25	6.84	6.00	6.41	7.27	6.62	6.76
The World Bank's financial instruments meet the needs of Niger.	5.87	6.51	6.32	6.10	5.84	6.72	6.50	5.33	6.08	6.57	6.12	6.45
The World Bank meets Niger's needs for knowledge services.	5.73	6.28	6.15	5.80	5.81	6.29	6.28	5.17	5.87	6.37	5.74	6.49
Overall the World Bank currently plays a relevant role in development in Niger	6.70	7.49	7.35	6.67	6.87	7.38	7.07	7.23	6.93	7.49	7.14	7.05
The World Bank's work is aligned with what I consider the development priorities for Niger	5.39	6.61	6.29	5.40	5.79	6.20	5.97	5.88	5.53	6.80	6.30	5.31
Responsiveness	4.23	5.20	4.78	4.58	5.17	4.09	4.70	4.74	4.13	5.89	5.19	3.85
Openness (sharing data and other information)	4.44	6.11	5.61	5.08	5.51	5.27	5.54	4.93	4.81	6.48	5.65	4.90
Collaboration with groups outside of the Government	5.04	6.59	5.96	5.31	5.57	5.88	6.09	4.45	5.32	6.71	5.42	6.22
Collaboration with the Government	7.59	8.06	7.86	7.75	7.71	7.93	7.97	7.29	7.74	7.98	7.73	7.96
Collaboration with other donors	6.90	6.93	6.87	6.98	7.20	6.59	7.00	6.56	6.64	7.54	7.16	6.50
To what degree does the World Bank's work help achieve development results in Niger, on a ten-point scale?	6.62	6.87	6.87	6.53	6.57	6.95	6.90	6.22	6.65	6.94	6.44	7.26
Are adaptable to Niger's specific development challenges and country circumstances	5.82	6.89	6.63	5.92	6.33	6.42	6.41	6.26	6.07	7.05	6.29	6.52
Overall, how significant a contribution do you believe the World Bank's knowledge work and activities make to development results in your country, on a ten-point scale?	7.12	7.33	7.42	6.80	6.83	7.61	7.30	6.81	6.88	7.88	7.11	7.32
Overall, how would you rate the technical quality of the World Bank's knowledge work and activities, on a ten-point scale?	6.73	6.87	7.18	6.23	6.48	7.23	6.80	6.97	6.57	7.43	6.95	6.65
Where country systems are adequate, the World Bank makes appropriate use of them	5.84	6.96	6.82	5.56	6.10	6.77	6.37	6.43	6.09	6.85	6.49	6.13

Yellow highlight indicates significant difference between Yes and No mean.

Appendix F: Niger FY 2013 Questionnaire



World Bank Country Survey FY13 – NIGER

The World Bank is interested in gauging the views of clients and partners who are either involved in development in Niger or who observe activities related to social and economic development. The following survey is meant to give the World Bank's team that works in Niger, greater insight into how the Bank's work is perceived. This is one tool the World Bank uses to assess the views of its critical stakeholders. With this understanding, the World Bank hopes to develop more effective strategies, outreach and programs that support development in Niger. The World Bank commissioned an independent firm to oversee the logistics of this effort in Niger. This ensures anonymity and confidentiality. We hope you'll be candid. To complete the survey, please circle/check the response that most accurately reflects your opinion. **If you prefer not to answer a question, please leave it blank.**

PLEASE NOTE: IN SOME CASES THE SURVEY WILL ASK FOR A SPECIFIC NUMBER OF RESPONSES. PLEASE DO NOT CHOOSE ANY MORE THAN REQUESTED. IF MORE RESPONSES ARE CHOSEN, DATA CANNOT BE INCLUDED IN ANALYSIS.

SECTION A: GENERAL ISSUES FACING NIGER

A1. In general would you say that Niger is headed in ... ?	
1	The right direction
2	The wrong direction
3	Not sure

SECTION A: GENERAL ISSUES

A2. Listed below are a number of development priorities in Niger.

**Please identify which of the following you consider the most important development priorities in Niger?
(Choose no more than THREE)**

1	Gender	18	Education
2	Transport (e.g., railways)	19	Poverty reduction
3	Public sector governance/ reform (i.e., government effectiveness, public financial management, public expenditure, fiscal system reform)	20	Energy and oil
4	Global/regional integration	21	Food security and nutrition
5	Social protection (e.g., pensions, targeted social assistance, safety net)	22	Climate change (e.g., mitigation, adaptation)
6	Domestic private sector development	23	Agricultural development (e.g., 3N Initiative)
7	Foreign direct investment	24	Trade and exports
8	Water and sanitation	25	Crime and violence
9	Anti-corruption	26	Economic growth
10	Job creation/employment	27	Law and justice (e.g., judicial system)
11	Rural development	28	Regulatory framework
12	Financial markets	29	Communicable/non-communicable diseases
13	Urban development	30	Basic infrastructure
14	Environmental sustainability	31	Natural resource management (e.g., oil, gas, mining)
15	Equality of opportunity (i.e., equity)	32	Disaster management (e.g., droughts, floods)
16	Health	33	Information and communications technology
17	Demography	34	Security

SECTION A: GENERAL ISSUES

A3. Poverty reduction is a broad term that encompasses work in many different areas.

Which THREE areas of development listed below do you believe would contribute most to reducing poverty in Niger? (Choose no more than THREE)

1	Water and sanitation	18	Anti corruption
2	Equality of opportunity (i.e., equity)	19	Domestic private sector development
3	Economic growth	20	Foreign direct investment
4	Climate change (e.g., mitigation, adaptation)	21	Education
5	Global/regional integration	22	Energy and oil
6	Gender	23	Public sector governance/ reform (i.e., government effectiveness, public financial management, public expenditure, fiscal system reform)
7	Rural development	24	Natural resource management (e.g., oil, gas, mining)
8	Urban development	25	Environmental sustainability
9	Regulatory framework	26	Disaster management (e.g., droughts, floods)
10	Basic infrastructure	27	Health
11	Social protection (e.g., pensions, targeted social assistance, safety net)	28	Agricultural development (e.g., 3N Initiative)
12	Law and justice (e.g., judicial system)	29	Job creation/employment
13	Transport (e.g., railways)	30	Financial markets
14	Crime and violence	31	Trade and exports
15	Communicable/non-communicable diseases	32	Food security and nutrition
16	Information and communications technology	33	Demography
17	Security		

SECTION A: GENERAL ISSUES

A4. Economic growth can be driven by a number of factors.			
Which THREE areas below do you believe would contribute most to generating economic growth in Niger? (Choose no more than THREE)			
1	Energy and oil	17	Communicable/non-communicable diseases
2	Gender	18	Trade and exports
3	Equality of opportunity (i.e., equity)	19	Public sector governance/ reform (i.e., government effectiveness, public financial management, public expenditure, fiscal system reform)
4	Social protection (e.g., pensions, targeted social assistance, safety net)	20	Domestic private sector development
5	Global/regional integration	21	Job creation/employment
6	Climate change (e.g., mitigation, adaptation)	22	Agricultural development (e.g., 3N Initiative)
7	Anti corruption	23	Food security and nutrition
8	Disaster management (e.g., droughts, floods)	24	Transport (e.g., railways)
9	Rural development	25	Natural resource management (e.g., oil, gas, mining)
10	Foreign direct investment	26	Environmental sustainability
11	Urban development	27	Health
12	Water and sanitation	28	Basic infrastructure
13	Education	29	Law and justice (e.g., judicial system)
14	Information and communications technology	30	Crime and violence
15	Regulatory framework	31	Financial markets
16	Demography	32	Security

PLEASE NOTE: IN SOME CASES THE SURVEY WILL ASK FOR A SPECIFIC NUMBER OF RESPONSES. PLEASE DO NOT CHOOSE ANY MORE THAN REQUESTED. IF MORE RESPONSES ARE CHOSEN, DATA CANNOT BE INCLUDED IN ANALYSIS.

SECTION B: OVERALL ATTITUDES TOWARD THE WORLD BANK

B1. How familiar are you with the work of the World Bank in Niger, on a ten point scale?									
1	2	3	4	5	6	7	8	9	10
Not familiar at all					Extremely familiar				

B2. Overall, please rate your impression of the World Bank's effectiveness in Niger, on a ten point scale?										
1	2	3	4	5	6	7	8	9	10	<input type="checkbox"/>
Not effective at all									Very effective	Don't know

B3. To what extent do you believe the World Bank's staff is well prepared (e.g., skills and knowledge) to help Niger solve its most complicated development challenges, on a ten point scale?										
1	2	3	4	5	6	7	8	9	10	<input type="checkbox"/>
To no degree at all									To a very significant degree	Don't know

B4. When thinking about how the World Bank can have the most impact on development results in Niger, in which sectoral areas do you believe the World Bank should focus most of its attention and resources in Niger? (Choose no more than THREE)			
1	Social protection (e.g., pensions, targeted social assistance, safety net)		18 Equality of opportunity (i.e., equity)
2	Public sector governance/ reform (i.e., government effectiveness, public financial management, public expenditure, fiscal system reform)		19 Health
3	Transport (e.g., railways)		20 Education
4	Poverty reduction		21 Food security and nutrition
5	Global/regional integration		22 Climate change (e.g., mitigation, adaptation)
6	Gender		23 Agricultural development (e.g., 3N Initiative)
7	Crime and violence		24 Trade and exports
8	Domestic private sector development		25 Economic growth
9	Rural development		26 Law and justice (e.g., judicial system)
10	Foreign direct investment		27 Regulatory framework
11	Water and sanitation		28 Communicable/non-communicable diseases
12	Energy and oil		29 Basic infrastructure
13	Job creation/employment		30 Natural resource management (e.g., oil, gas, mining)
14	Financial markets		31 Anti corruption
15	Urban development		32 Information and communications technology
16	Environmental sustainability		33 Disaster management (e.g., droughts, floods)
17	Security		34 Demography (i.e., population)

SECTION B: OVERALL ATTITUDES TOWARD THE WORLD BANK

B5. When thinking about the World Bank's role, which activity do you believe is of greatest VALUE and which activity is of second greatest value in Niger?

		Greatest Value (Choose only ONE)	Second Greatest Value (Choose only ONE)
1	Financial resources: investment lending	<input type="checkbox"/>	<input type="checkbox"/>
2	Financial resources: policy based lending / budget support to the Government	<input type="checkbox"/>	<input type="checkbox"/>
3	Mobilizing third party financial resources	<input type="checkbox"/>	<input type="checkbox"/>
4	Technical assistance	<input type="checkbox"/>	<input type="checkbox"/>
5	Policy advice	<input type="checkbox"/>	<input type="checkbox"/>
6	Donor coordination	<input type="checkbox"/>	<input type="checkbox"/>
7	Data	<input type="checkbox"/>	<input type="checkbox"/>
8	Training/capacity building	<input type="checkbox"/>	<input type="checkbox"/>
9	Studies/analyses	<input type="checkbox"/>	<input type="checkbox"/>
10	Convening/facilitating	<input type="checkbox"/>	<input type="checkbox"/>
11	Linkage to non-Bank expertise (i.e., South-South knowledge sharing)	<input type="checkbox"/>	<input type="checkbox"/>
12	Other (please specify): _____	<input type="checkbox"/>	<input type="checkbox"/>

B6. Which of the following do you identify as the World Bank's greatest WEAKNESSES in its work in Niger? (Choose no more than TWO)

1	Imposing technocratic solutions without regard to political realities
2	Not exploring alternative policy options
3	Too bureaucratic in its operational policies and procedures
4	Staff too inaccessible
5	Arrogant in its approach
6	Not client focused
7	The credibility of its knowledge/data
8	Not willing to honestly criticize policies and reform efforts in the country
9	Too influenced by developed countries
10	Not enough public disclosure of its work
11	World Bank processes too slow and complex
12	Not aligned with country priorities
13	Not aligned with other donors' work
14	Not collaborating enough with non-state actors
15	Not adequately sensitive to political/social realities in Niger
16	Other (please specify): _____

SECTION B: OVERALL ATTITUDES TOWARD THE WORLD BANK

B7. Which World Bank instruments do you believe are the MOST effective in reducing poverty in Niger? (Choose no more than TWO)

1	Capacity development
2	Policy based lending / budget support to the Government
3	Knowledge products/services (analytical work, studies, surveys, etc.)
4	Investment lending (financing specific projects)
5	Technical assistance (advice, best practice, international experience, etc.)
6	Trust Fund management
7	Other (please specify): _____
8	Don't know

B8. To what extent do you believe the World Bank SHOULD seek to influence the global development agenda as related to “global public goods” (e.g., climate change, communicable diseases, international financial systems, trade, etc.), on a ten point scale?

1	2	3	4	5	6	7	8	9	10	<input type="checkbox"/>
To no degree at all					To a very significant degree					Don't know

B9. In addition to the regular relations with the national government as its main interlocutor, which TWO of the following groups should the World Bank collaborate with more in your country to ensure better development results there? (Choose no more than TWO)

1	NGOs
2	Local Government
3	Beneficiaries
4	Private sector
5	Community Based Organizations (CBOs)
6	Donor community
7	Foundations
8	Academia/think tanks/research institutes
9	Parliament
10	Media
11	Faith based organizations
12	Other (please specify): _____

SECTION B: OVERALL ATTITUDES TOWARD THE WORLD BANK

To what extent do you agree with the following statements about the World Bank's work in Niger, on a ten point scale?

		Strongly disagree										Strongly agree	Don't know
		1	2	3	4	5	6	7	8	9	10		
B10	Overall the World Bank currently plays a relevant role in development in Niger	1	2	3	4	5	6	7	8	9	10		<input type="checkbox"/>
B11	The World Bank's work is aligned with what I consider the development priorities for Niger	1	2	3	4	5	6	7	8	9	10		<input type="checkbox"/>
B12	The World Bank supports programs and strategies that are realistic for Niger	1	2	3	4	5	6	7	8	9	10		<input type="checkbox"/>
B13	The World Bank treats clients and stakeholders in Niger with respect	1	2	3	4	5	6	7	8	9	10		<input type="checkbox"/>

To what extent is the World Bank an effective development partner in Niger, in terms of each of the following?

		To no degree at all										To a very significant degree	Don't know
		1	2	3	4	5	6	7	8	9	10		
B14	Responsiveness	1	2	3	4	5	6	7	8	9	10		<input type="checkbox"/>
B15	Flexibility (in terms of the World Bank's products and services)	1	2	3	4	5	6	7	8	9	10		<input type="checkbox"/>
B16	Flexibility (in terms of changing country circumstances)	1	2	3	4	5	6	7	8	9	10		<input type="checkbox"/>
B17	Being inclusive	1	2	3	4	5	6	7	8	9	10		<input type="checkbox"/>
B18	Openness (sharing data and other information)	1	2	3	4	5	6	7	8	9	10		<input type="checkbox"/>
B19	Staff accessibility	1	2	3	4	5	6	7	8	9	10		<input type="checkbox"/>
B20	Straightforwardness and honesty	1	2	3	4	5	6	7	8	9	10		<input type="checkbox"/>
B21	Collaboration with groups outside of the Government (e.g., NGOs, academia, private sector)	1	2	3	4	5	6	7	8	9	10		<input type="checkbox"/>
B22	Collaboration with the Government	1	2	3	4	5	6	7	8	9	10		<input type="checkbox"/>
B23	Collaboration with other donors	1	2	3	4	5	6	7	8	9	10		<input type="checkbox"/>
B24	Follow through over time	1	2	3	4	5	6	7	8	9	10		<input type="checkbox"/>

SECTION B: OVERALL ATTITUDES TOWARD THE WORLD BANK

B25. When World Bank assisted reform efforts fail or are slow to take place, which of the following would you attribute this to? (Choose no more than TWO)	
1	The World Bank works too slowly
2	The Government works inefficiently
3	There is not an adequate level of citizen/civil society participation
4	Weak ownership of the Government and implementers
5	Poor donor coordination
6	The World Bank does not do adequate follow through/follow-up
7	Lack of/inadequate levels of capacity in Government
8	Inadequate sharing of responsibility between the World Bank, the Government, and implementers
9	Political pressures and obstacles
10	Reforms are not well thought out in light of country challenges
11	The World Bank is not sensitive enough to political/social realities on the ground
12	Other (please specify): _____

PLEASE NOTE: IN SOME CASES THE SURVEY WILL ASK FOR A SPECIFIC NUMBER OF RESPONSES. PLEASE DO NOT CHOOSE ANY MORE THAN REQUESTED. IF MORE RESPONSES ARE CHOSEN, DATA CANNOT BE INCLUDED IN ANALYSIS.

SECTION C: WORLD BANK EFFECTIVENESS AND RESULTS

How effective do you believe the World Bank is in terms of the work it does in the following areas of development in Niger, on a ten point scale?													
		Not effective at all										Very effective	Don't know
C1	Anti corruption	1	2	3	4	5	6	7	8	9	10	<input type="checkbox"/>	
C2	Information and communications technology	1	2	3	4	5	6	7	8	9	10	<input type="checkbox"/>	
C3	Transport (e.g., railways)	1	2	3	4	5	6	7	8	9	10	<input type="checkbox"/>	
C4	Crime and violence	1	2	3	4	5	6	7	8	9	10	<input type="checkbox"/>	
C5	Law and justice (e.g., judicial system)	1	2	3	4	5	6	7	8	9	10	<input type="checkbox"/>	
C6	Urban development	1	2	3	4	5	6	7	8	9	10	<input type="checkbox"/>	
C7	Environmental sustainability	1	2	3	4	5	6	7	8	9	10	<input type="checkbox"/>	
C8	Regulatory framework	1	2	3	4	5	6	7	8	9	10	<input type="checkbox"/>	
C9	Basic infrastructure	1	2	3	4	5	6	7	8	9	10	<input type="checkbox"/>	
C10	Communicable/non-communicable diseases	1	2	3	4	5	6	7	8	9	10	<input type="checkbox"/>	
C11	Poverty reduction	1	2	3	4	5	6	7	8	9	10	<input type="checkbox"/>	
C12	Gender	1	2	3	4	5	6	7	8	9	10	<input type="checkbox"/>	
C13	Domestic private sector development	1	2	3	4	5	6	7	8	9	10	<input type="checkbox"/>	
C14	Foreign direct investment	1	2	3	4	5	6	7	8	9	10	<input type="checkbox"/>	
C15	Water and sanitation	1	2	3	4	5	6	7	8	9	10	<input type="checkbox"/>	
C16	Trade and exports	1	2	3	4	5	6	7	8	9	10	<input type="checkbox"/>	
C17	Economic growth	1	2	3	4	5	6	7	8	9	10	<input type="checkbox"/>	
C18	Energy and oil	1	2	3	4	5	6	7	8	9	10	<input type="checkbox"/>	
C19	Disaster management (e.g., droughts, floods)	1	2	3	4	5	6	7	8	9	10	<input type="checkbox"/>	
C20	Public sector governance/ reform (i.e., government effectiveness, public financial management, public expenditure, fiscal system reform)	1	2	3	4	5	6	7	8	9	10	<input type="checkbox"/>	
C21	Job creation/employment	1	2	3	4	5	6	7	8	9	10	<input type="checkbox"/>	
C22	Financial markets	1	2	3	4	5	6	7	8	9	10	<input type="checkbox"/>	
C23	Equality of opportunity (i.e., equity)	1	2	3	4	5	6	7	8	9	10	<input type="checkbox"/>	
C24	Health	1	2	3	4	5	6	7	8	9	10	<input type="checkbox"/>	
C25	Rural development	1	2	3	4	5	6	7	8	9	10	<input type="checkbox"/>	
C26	Global/regional integration	1	2	3	4	5	6	7	8	9	10	<input type="checkbox"/>	
C27	Food security and nutrition	1	2	3	4	5	6	7	8	9	10	<input type="checkbox"/>	
C28	Education	1	2	3	4	5	6	7	8	9	10	<input type="checkbox"/>	
C29	Social protection (e.g., pensions, targeted social assistance, safety net)	1	2	3	4	5	6	7	8	9	10	<input type="checkbox"/>	
C30	Climate change (e.g., mitigation, adaptation)	1	2	3	4	5	6	7	8	9	10	<input type="checkbox"/>	
C31	Agricultural development (e.g., 3N Initiative)	1	2	3	4	5	6	7	8	9	10	<input type="checkbox"/>	
C32	Natural resource management (e.g., oil, gas, mining)	1	2	3	4	5	6	7	8	9	10	<input type="checkbox"/>	
C33	Demography	1	2	3	4	5	6	7	8	9	10	<input type="checkbox"/>	
C34	Security	1	2	3	4	5	6	7	8	9	10	<input type="checkbox"/>	

SECTION C: WORLD BANK EFFECTIVENESS AND RESULTS

C35. To what extent does the World Bank's work help to achieve development results in Niger, on a ten point scale?											
1	2	3	4	5	6	7	8	9	10	<input type="checkbox"/>	
To no degree at all									To a very significant degree		Don't know

To what extent do you agree with the following statements about the World Bank in Niger, on a ten point scale?												
		Strongly disagree								Strongly agree		Don't know
C36	The World Bank's financial instruments (i.e., investment lending, Development Policy Loan, Trust Funds, Program 4 Result, etc.) meet the needs of Niger	1	2	3	4	5	6	7	8	9	10	<input type="checkbox"/>
C37	The World Bank meets Niger's needs for knowledge services (e.g., research, analysis, data, technical assistance)	1	2	3	4	5	6	7	8	9	10	<input type="checkbox"/>

PLEASE NOTE: IN SOME CASES THE SURVEY WILL ASK FOR A SPECIFIC NUMBER OF RESPONSES. PLEASE DO NOT CHOOSE ANY MORE THAN REQUESTED. IF MORE RESPONSES ARE CHOSEN, DATA CANNOT BE INCLUDED IN ANALYSIS.

SECTION D: THE WORLD BANK'S KNOWLEDGE WORK AND ACTIVITIES (i.e., ANALYSIS, STUDIES, RESEARCH, DATA, REPORTS, CONFERENCES)

D1. How frequently do you consult World Bank knowledge work and activities in the work you do?

1	Weekly
2	Monthly
3	A few times a year
4	Rarely
5	Never

D2. When thinking about the development challenges in Niger, where do you believe it would be most valuable for the World Bank to focus its knowledge work and activities in the next few years?

(Choose no more than THREE)

1	Public sector governance/ reform (i.e., government effectiveness, public financial management, public expenditure, fiscal system reform)	18	Crime and violence
2	Gender	19	Education
3	Domestic private sector development	20	Global/regional integration
4	Foreign direct investment	21	Information and communications technology
5	Water and sanitation	22	Transport (e.g., railways)
6	Trade and exports	23	Agricultural development (e.g., 3N Initiative)
7	Energy and oil	24	Natural resource management (e.g., oil, gas, mining)
8	Disaster management (e.g., droughts, floods)	25	Job creation/employment
9	Social protection (e.g., pensions, targeted social assistance, safety net)	26	Health
10	Climate change (e.g., mitigation, adaptation)	27	Economic growth
11	Poverty reduction	28	Rural development
12	Law and justice (e.g., judicial system)	29	Food security and nutrition
13	Anti corruption	30	Environmental sustainability
14	Financial markets	31	Regulatory framework
15	Equality of opportunity (i.e., equity)	32	Basic infrastructure
16	Urban development	33	Communicable/non-communicable diseases
17	Security	34	Demography

SECTION D: THE WORLD BANK'S KNOWLEDGE WORK AND ACTIVITIES

In Niger, how effective do you believe the World Bank's knowledge work and activities:													
		Not effective at all										Very effective	Don't know
D3	Enhancing your knowledge and/or skills	1	2	3	4	5	6	7	8	9	10		<input type="checkbox"/>
D4	Contributing to good policy making	1	2	3	4	5	6	7	8	9	10		<input type="checkbox"/>
D5	Providing support for program implementation	1	2	3	4	5	6	7	8	9	10		<input type="checkbox"/>

In Niger, to what extent do you believe that the World Bank's knowledge work and activities:													
		To no degree at all										To a very significant degree	Don't know
D6	Are timely	1	2	3	4	5	6	7	8	9	10		<input type="checkbox"/>
D7	Include appropriate level of stakeholder involvement during preparation	1	2	3	4	5	6	7	8	9	10		<input type="checkbox"/>
D8	Are relevant to Niger's development priorities	1	2	3	4	5	6	7	8	9	10		<input type="checkbox"/>
D9	Provide feasible recommendations	1	2	3	4	5	6	7	8	9	10		<input type="checkbox"/>
D10	Are accessible (well written and easy to understand)	1	2	3	4	5	6	7	8	9	10		<input type="checkbox"/>
D11	Are source of relevant information on global good practices.	1	2	3	4	5	6	7	8	9	10		<input type="checkbox"/>
D12	Are useful in terms of the work you do	1	2	3	4	5	6	7	8	9	10		<input type="checkbox"/>
D13	Are adequately disseminated	1	2	3	4	5	6	7	8	9	10		<input type="checkbox"/>
D14	Are appropriately translated	1	2	3	4	5	6	7	8	9	10		<input type="checkbox"/>
D15	Are adaptable to Niger's specific development challenges and country circumstances	1	2	3	4	5	6	7	8	9	10		<input type="checkbox"/>

D16. Overall, how significant a contribution do you believe the World Bank's knowledge work and activities make to development results in your country, on a ten point scale?													
1	2	3	4	5	6	7	8	9	10		<input type="checkbox"/>		
Not significant at all										Very significant	Don't know		

D17. Overall, how would you rate the technical quality of the World Bank's knowledge work and activities, on a ten point scale?													
1	2	3	4	5	6	7	8	9	10		<input type="checkbox"/>		
Very low technical quality										Very high technical quality	Don't know		

SECTION E: WORKING WITH THE WORLD BANK

To what extent do you agree/disagree with the following statements, on a ten point scale?													
		Strongly disagree										Strongly agree	Don't know
		1	2	3	4	5	6	7	8	9	10		
E1	The World Bank disburses funds promptly											<input type="checkbox"/>	
E2	The World Bank effectively monitors and evaluates the projects and programs it supports											<input type="checkbox"/>	
E3	The World Bank's approvals and reviews are done in a timely fashion											<input type="checkbox"/>	
E4	The World Bank's "Safeguard Policy" requirements are reasonable											<input type="checkbox"/>	
E5	The World Bank imposes reasonable conditions on its lending											<input type="checkbox"/>	
E6	Working with the World Bank increases Niger's institutional capacity											<input type="checkbox"/>	
E7	The World Bank ensures consistency and continuity through staff changes											<input type="checkbox"/>	
E8	The World Bank's teams and visits are well coordinated											<input type="checkbox"/>	
E9	Where country systems (e.g., procurement, financial management, etc.) are adequate, the World Bank makes appropriate use of them											<input type="checkbox"/>	
E10	The World Bank provides effective implementation support (i.e., supervision of projects)											<input type="checkbox"/>	

PLEASE NOTE: IN SOME CASES THE SURVEY WILL ASK FOR A SPECIFIC NUMBER OF RESPONSES. PLEASE DO NOT CHOOSE ANY MORE THAN REQUESTED. IF MORE RESPONSES ARE CHOSEN, DATA CANNOT BE INCLUDED IN ANALYSIS.

SECTION F: THE FUTURE ROLE OF THE WORLD BANK IN NIGER

F1. How significant a role do you believe the World Bank SHOULD play in Niger's development in the near future, on a ten point scale?

1	2	3	4	5	6	7	8	9	10	<input type="checkbox"/>
Not a significant role at all									Very significant role	Don't know

F2. Which of the following SHOULD the World Bank do to make itself of greater value in Niger? (Choose no more than TWO)

1	Improve the quality of its experts as related to Niger's specific challenges
2	Reduce the complexity of obtaining World Bank financing
3	Focus primarily on advocacy issues
4	Consider security challenges more in its development programs
5	Improve the competitiveness of its financing compared to markets (e.g., cost, timeliness, and other terms)
6	Reach out more to groups outside of government
7	Ensure greater selectivity in its work
8	Provide more adequate data/knowledge/statistics/figures on Niger's economy
9	Offer more innovative financial products
10	Offer more innovative knowledge services
11	Increase availability of Fee-Based services
12	Work faster
13	Join the National Framework for Crises and Disasters Management
14	Consolidate World Bank projects by sector to limit fragmentation of the Bank portfolio
15	Other (please specify): _____

SECTION G: COMMUNICATION AND INFORMATION SHARING

G1. How do you get most of your information about economic and social development issues in Niger? (Choose no more than TWO)

1	Local newspapers
2	International newspapers
3	Local radio
4	International radio
5	Local television
6	International television
7	Periodicals
8	Internet
9	Social media (Facebook, Twitter, Youtube)
10	Blogs
11	Mobile phones
12	Instant messaging
13	Other (please specify): _____

G2. How would you prefer to receive information from the World Bank? (Choose no more than TWO)

1	World Bank website
2	Direct contact with World Bank (i.e., face to face meetings/discussions)
3	e-newsletters
4	Instant messaging
5	World Bank seminars/workshops/conferences
6	World Bank publications and other written materials
7	Mobile phones
8	Social media (Facebook, Twitter, Youtube)
9	Blogs
10	Other (please specify): _____

G3	Are you aware of the World Bank's Access to Information Policy under which the Bank will now disclose any information in its possession that is not on a list of exceptions?	Yes	No
G4	Have you requested information from the World Bank on its activities in the past year? (If YES please go to Question G5; if NO please go to G6)	Yes	No
G5	Were you able to obtain this information?	Yes	No
G6	Do you have access to the Internet?	Yes	No
G7	Do you use/have you used the World Bank website?	Yes	No

SECTION G: COMMUNICATION AND INFORMATION SHARING

G8. Which do you primarily use? (Please mark only ONE response)	
1	The World Bank's country website (www.worldbank.org/ne)
2	The World Bank's main website (www.worldbank.org)

G9. Which Internet connection do you use primarily when visiting a World Bank website?	
1	High speed
2	Dial-up

Please rate how much you agree with the following statements, on a ten point scale.													
		Strongly disagree								Strongly agree		Don't know	
		1	2	3	4	5	6	7	8	9	10		
G10	I use/consult World Bank data more currently than I did a few years ago												<input type="checkbox"/>
G11	I find the World Bank websites easy to navigate. <i>(Only answer if you have used a World Bank website)</i>												<input type="checkbox"/>
G12	I find the information on the World Bank's websites useful. <i>(Only answer if you have used a World Bank website)</i>												<input type="checkbox"/>
G13	When I need information from the World Bank I know how to find it (e.g., whom to call, where to reach them, etc.)												<input type="checkbox"/>
G14	The World Bank is responsive to my information requests and inquiries												<input type="checkbox"/>

PLEASE NOTE: IN SOME CASES THE SURVEY WILL ASK FOR A SPECIFIC NUMBER OF RESPONSES. PLEASE DO NOT CHOOSE ANY MORE THAN REQUESTED. IF MORE RESPONSES ARE CHOSEN, DATA CANNOT BE INCLUDED IN ANALYSIS.

SECTION H: BACKGROUND INFORMATION

H1. Which of the following best describes your current position? (Please mark only ONE response)	
1	Office of the President, Prime Minister
2	Office of Minister
3	Office of Parliamentarian
4	Employee of a Ministry, Ministerial Department or Implementation Agency
5	Consultant/Contractor working on World Bank supported Project/Program
6	Project Management Unit (PMU) overseeing implementation of project
7	Local Government Office or Staff
8	Bilateral Agency
9	Multilateral Agency
10	Private Sector Organization
11	Private Foundation
12	Financial Sector/Private Bank
13	NGO
14	Community Based Organization
15	Media (Press, Radio, TV, Web, etc.)
16	Independent Government Institution (i.e., Regulatory Agency, Central Bank/oversight institution)
17	Trade Union
18	Faith-Based Group
19	Academia/Research Institute/Think Tanks/Students
20	Judiciary Branch
21	Activist, social mobilizer
22	Beneficiary of World Bank projects
23	Other (please specify): _____

SECTION H: BACKGROUND INFORMATION**H2. Please identify the primary specialization of your work. (Please mark only ONE response)**

1	Agriculture/ rural development / food security	10	Law and justice / regulatory framework
2	Climate change / disaster management	11	Natural resource management / environmental sustainability
3	Education	12	Private sector development / foreign direct investment
4	Energy	13	Public sector governance / public financial management / anti corruption
5	Financial markets / banking	14	Social protection
6	Gender / equality of opportunity	15	Transport
7	Health / communicable/non-communicable diseases	16	Urban development
8	Information and communications technology	17	Water and sanitation
9	Job creation/employment	18	Social mobilization
19	Other (please specify): _____		

H3. Currently, do you professionally collaborate/work with the World Bank in your country?

1	Yes
2	No

H4. Which of the following describes most of your exposure to the World Bank in Niger? (Choose no more than TWO)

1	Observer (i.e., follow in media, discuss in informal conversations, etc.)
2	Use World Bank reports/data
3	Engage in World Bank related/sponsored events/activities
4	Collaborate as part of my professional duties
5	Use World Bank website for information, data, research, etc.

H5. Which best represents your geographic location?

1	Niamey
2	Other urban areas
3	Rural areas

Thank you for completing the survey!