



Nigeria

The World Bank
Country Survey FY 2013

Report of Findings
March 2013

Table of Contents

I. Objectives	3
II. Methodology.....	3
III. Demographics of the Sample.....	5
IV. General Issues facing Nigeria.....	10
V. Overall Attitudes toward the World Bank	14
VI. Sectoral Effectiveness.....	19
VII. World Bank Knowledge and Instruments	23
VIII. How the World Bank Operates.....	33
IX. The Future Role of the World Bank in Nigeria	38
X. Communication and Openness.....	43
XI. Appendices.....	50



I. Objectives

This survey was designed to achieve the following objectives:

- Assist the World Bank in gaining a better understanding of how stakeholders in Nigeria perceive the Bank;
- Obtain systematic feedback from stakeholders in Nigeria regarding:
 - Their views regarding the general environment in Nigeria;
 - Their overall attitudes toward the World Bank in Nigeria;
 - Overall impressions of the World Bank's effectiveness and results, knowledge and research, and communication and information sharing in Nigeria; and
 - Perceptions of the World Bank's future role in Nigeria.
- Use data to help inform the Nigeria country team's strategy.

II. Methodology

In November and December 2012, 858 stakeholders of the World Bank in Nigeria were invited to provide their opinions on the Bank's assistance to the country by participating in a country survey. Participants in the survey were drawn from among the office of the President; the office of a Minister; the office of a Parliamentarian; employees of a ministry, ministerial department, or implementation agency; consultants/contractors working on World Bank-supported projects/programs; project management units (PMUs) overseeing implementation of a project; local government officials or staff; bilateral agencies; multilateral agencies; private sector organizations; private foundations; the financial sector/private banks; NGOs; community-based organizations (CBOs); the media; independent government institutions; trade unions; faith-based groups; academia/research institutes/think tanks; and the judiciary branch. A total of 835 stakeholders participated in the country survey (97%).

Respondents completed questionnaires with a representative of the fielding agency, either in person or over the telephone. Respondents were asked about: general issues facing Nigeria, their overall attitudes toward the Bank; the World Bank's effectiveness and results; the Bank's knowledge work and activities; working with the World Bank; the Bank's future role in Nigeria, and the Bank's communication and information sharing.

Every country that engages in the Country Survey must include specific indicator questions that will be aggregated for the Bank's annual Corporate Scorecard. These questions are identified throughout the survey report.

- A. General Issues facing Nigeria: Respondents were asked to indicate whether Nigeria was headed in the right or wrong direction, the most important development priorities, and which areas would contribute most to reducing poverty and generating economic growth in Nigeria.

II. Methodology (continued)

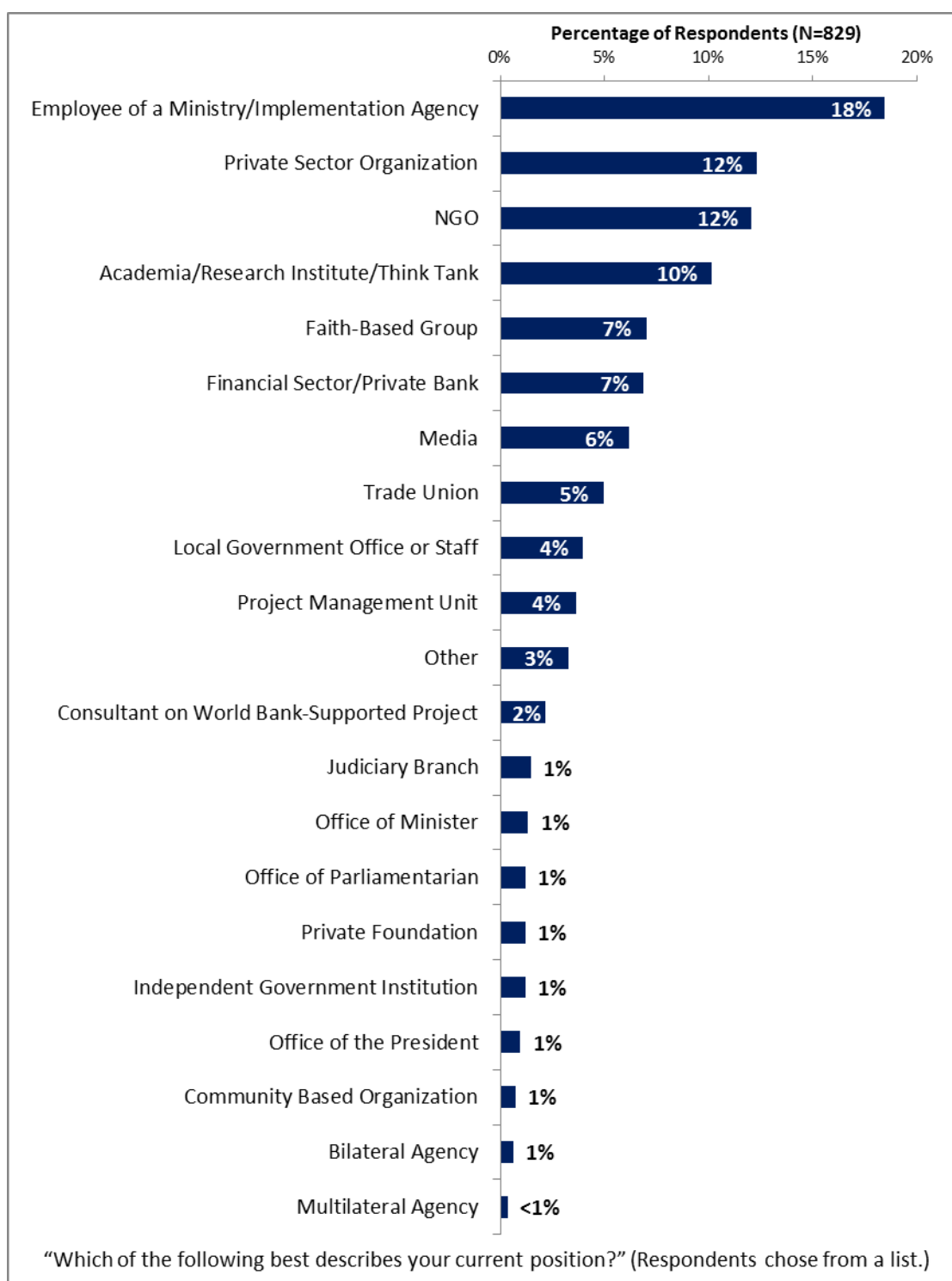
- B. Overall Attitudes toward the World Bank: Respondents were asked to rate their familiarity with the World Bank, the Bank's effectiveness in Nigeria, Bank staff preparedness, the extent to which the Bank should seek to influence the global development agenda, agreement with various statements regarding the Bank's work, and the extent to which the Bank is an effective development partner. Respondents were also asked to indicate the sectoral areas on which it would be most productive for the Bank to focus its resources, the Bank's greatest values and greatest weaknesses in its work, the most and least effective instruments in helping to reduce poverty in Nigeria, with which groups the Bank should work more in Nigeria, and how they attribute slow or failed reform efforts.
- C. World Bank Effectiveness and Results: Respondents were asked to rate the Bank's level of effectiveness across thirty-seven development areas, the extent to which the Bank's work helps achieve sustainable development results in Nigeria, and the extent to which the Bank meets Nigeria's need for financial instruments and knowledge services.
- D. The World Bank's Knowledge: Respondents were asked to indicate how frequently they consult Bank knowledge work and activities in the work they do, the areas on which the Bank should focus its knowledge work and activities, and to rate the effectiveness and quality of the Bank's knowledge work and activities, including how significant a contribution it makes to development results, its technical quality, and the Bank's effectiveness at providing linkage to non-Bank expertise
- E. Working with the World Bank: Respondents were asked to rate their level of agreement with a series of statements regarding working with the Bank, such as the World Bank's "Safeguard Policy" requirements being reasonable and the Bank disbursing funds promptly.
- F. The Future Role of the World Bank in Nigeria: Respondents were asked to rate how significant a role the Bank should play in Nigeria's development in the near future and to indicate what the Bank should do to make itself of greater value in Nigeria.
- G. Communication and Information Sharing: Respondents were asked to indicate how they get information about economic and social development issues, how they prefer to receive information from the Bank, their access to the Internet, and their usage and evaluation of the Bank's website. Respondents were asked about their awareness of the Bank's Access to Information policy, past information requests from the Bank, and their level of agreement that they use more data from the World Bank as a result of the Bank's Open Data policy. Respondents were also asked to indicate their level of agreement that they know how to find information from the Bank and that the Bank is responsive to information requests.
- H. Background Information: Respondents were asked to indicate their current position, specialization, whether they professionally collaborate with the World Bank, their exposure to the Bank in Nigeria, and their geographic location.

In addition, when possible, responses from respondents completing this year's country survey were compared to responses from the 1,256 respondents (84% response rate) who completed the survey in FY 2007. Notations and/or charts are included when these comparisons were possible.

III. Demographics of the Sample

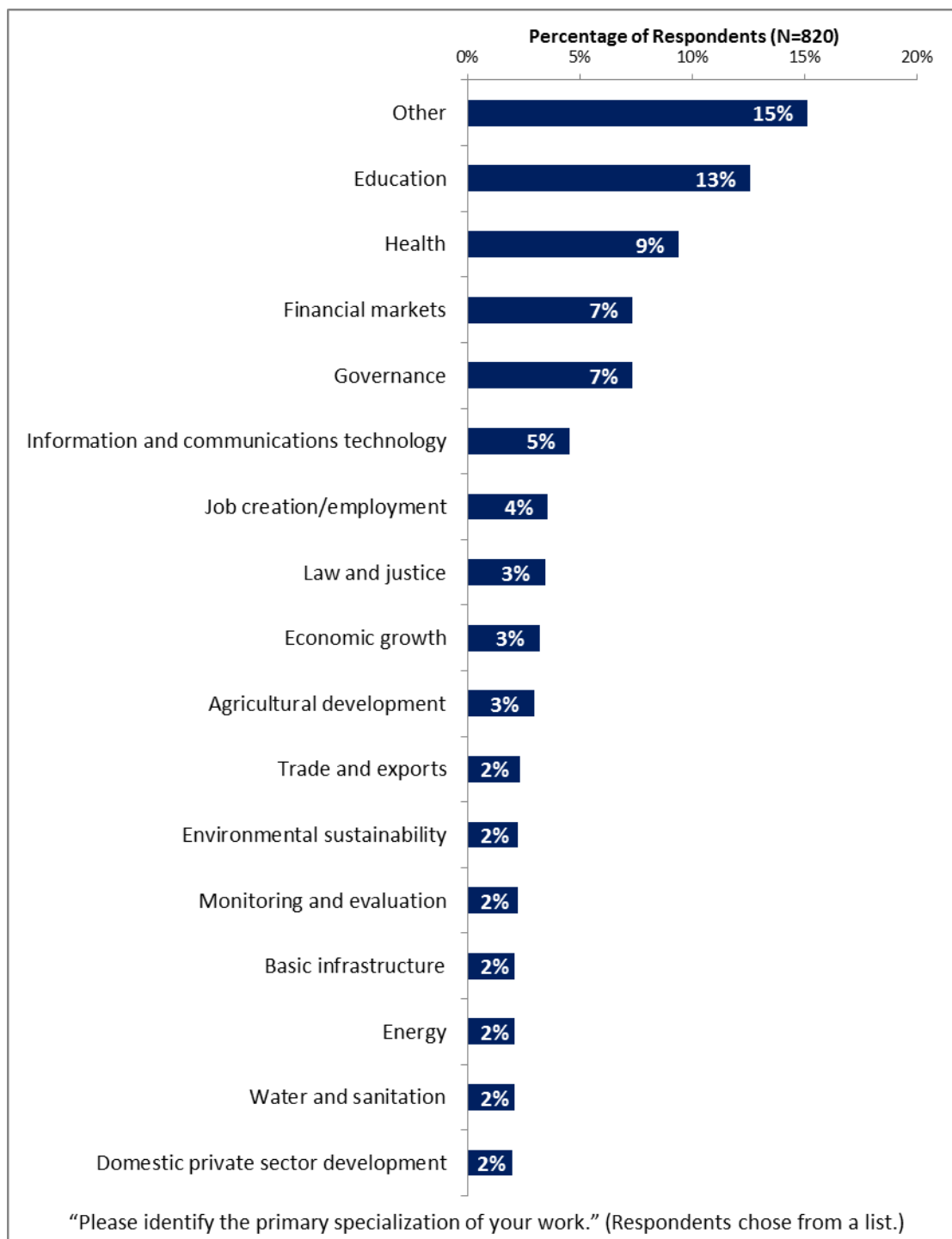
Current Position

- For further analyses, the small number of respondents from the office of a Minister were combined with those from the office of the President, respondents from private foundations and CBOs were combined with those from NGOs, and the few respondents from multilateral agencies and bilateral agencies were included in the “Other” category.



III. Demographics of the Sample (continued)

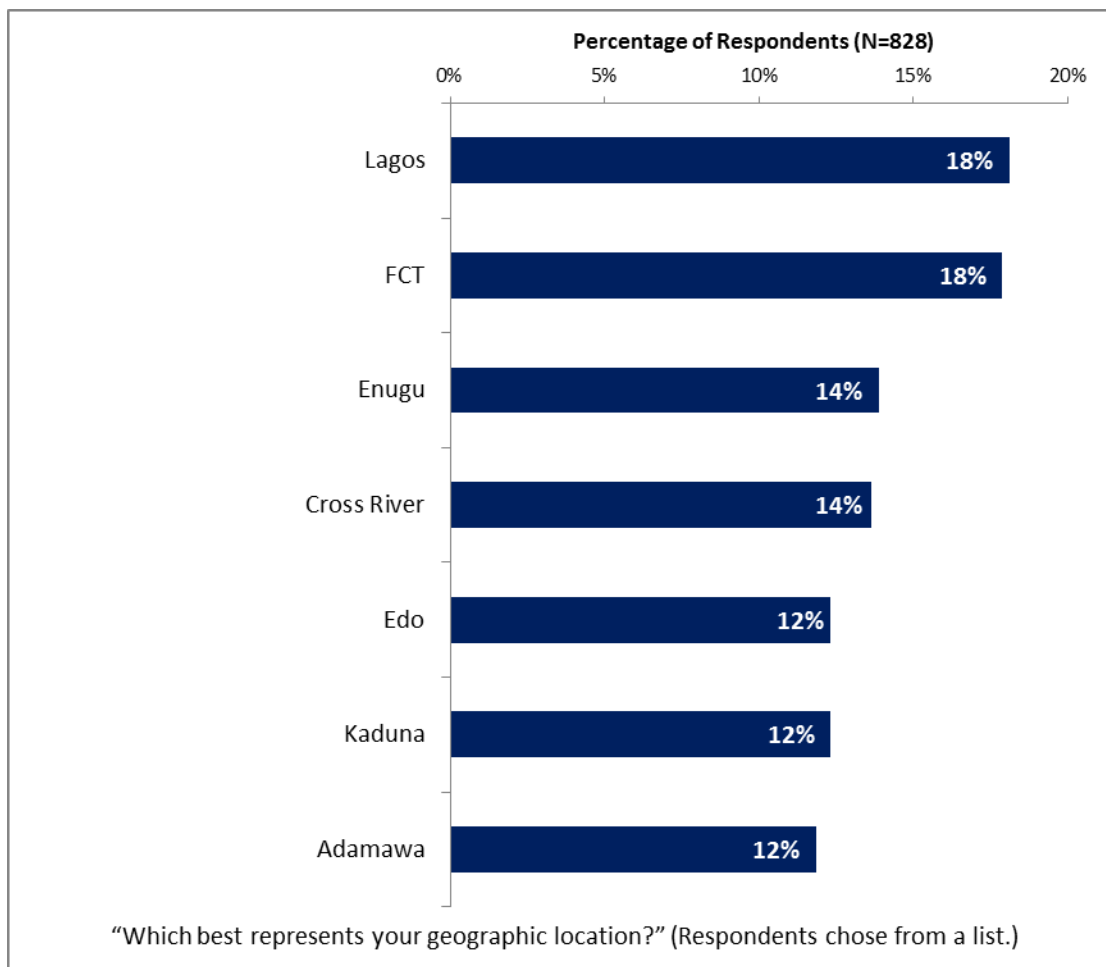
Area of Primary Specialization



III. Demographics of the Sample (continued)

Geographic Location

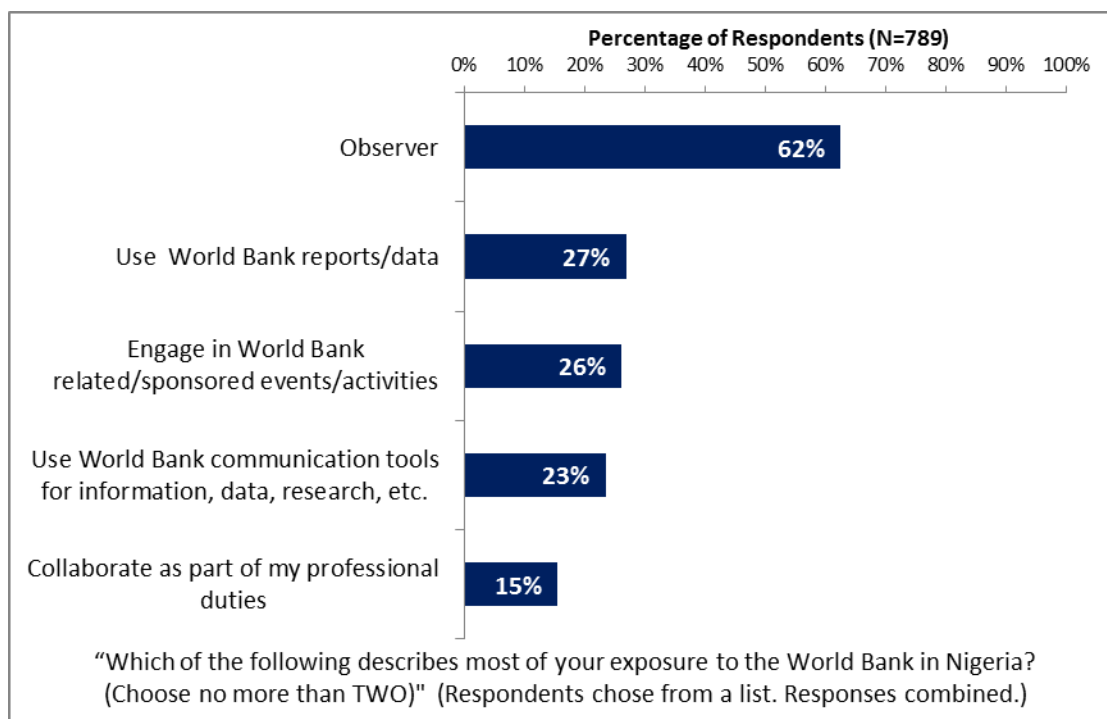
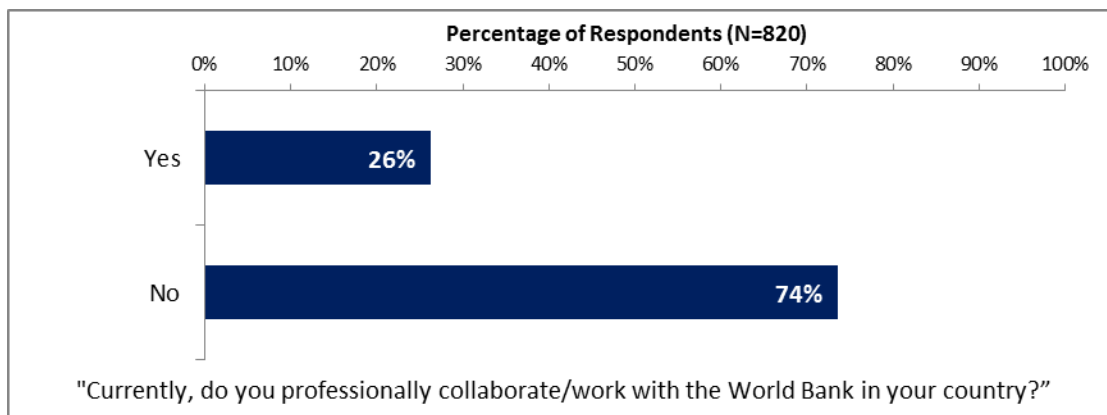
- Responses across geographic locations for all country survey questions can be found in the Appendix (see page 93). Only significant differences between geographic locations in response to indicator questions will be discussed in the body of this report.



III. Demographics of the Sample (continued)

Collaboration with and Exposure to the World Bank

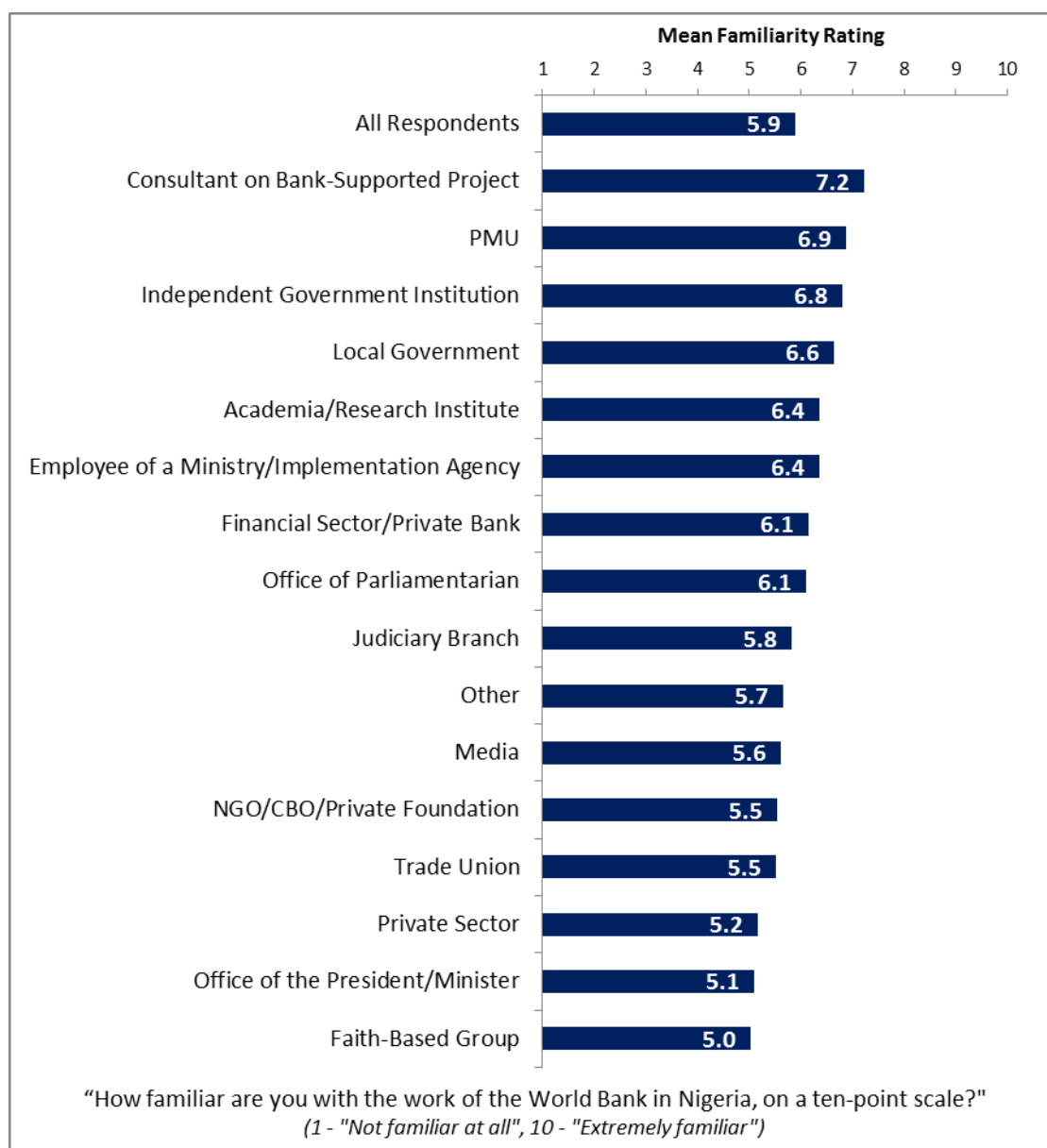
- Differences in responses to the indicator questions, based on levels of collaboration and exposure to the World Bank in Nigeria, can be found in the Appendix (page 116). Please note that where these two factors appear to have a significant relationship with overall views of the Bank, it is highlighted in yellow in that table.



III. Demographics of the Sample (continued)

Familiarity with the World Bank

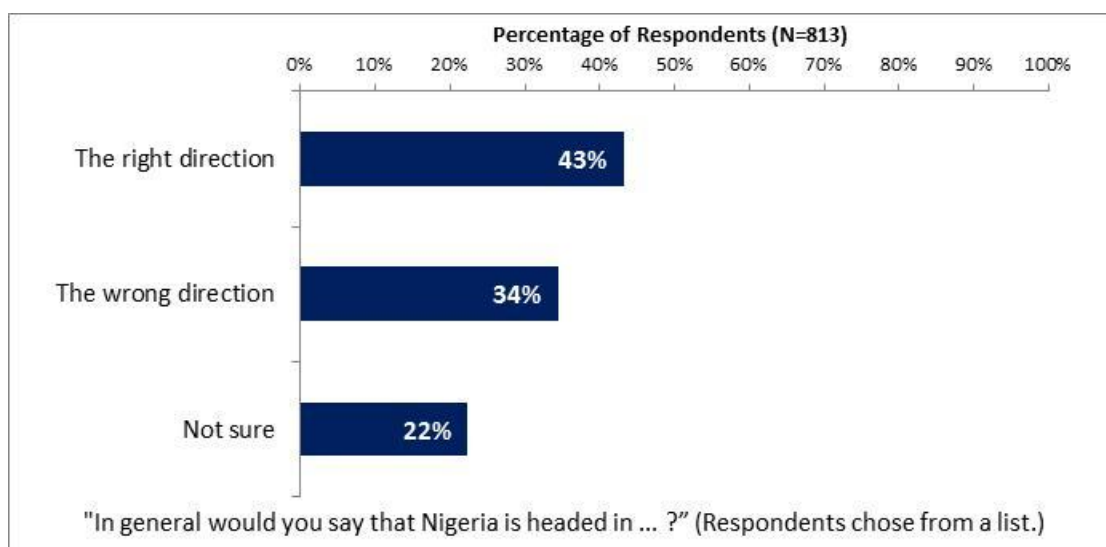
- Across all respondents, familiarity with the Bank received a mean rating of 5.9; this was statistically similar to the mean rating received in the FY '07 country survey (5.8).
 - Consultants on Bank-supported projects indicated the highest levels of familiarity with the Bank whereas respondents from the private sector, the office of the President/Minister, and faith-based groups indicated significantly lower levels.
 - Respondents from Kaduna and FCT indicated the highest levels of familiarity with the Bank whereas respondents from Lagos indicated significantly lower levels.
 - It should be noted that respondents' ratings of familiarity with the Bank were significantly, moderately correlated with their perceptions of the Bank's overall effectiveness in Nigeria, the Bank's ability to help achieve sustainable development results, and the Bank's relevance to Nigeria's development.



IV. General Issues facing Nigeria

Headed in the Right Direction

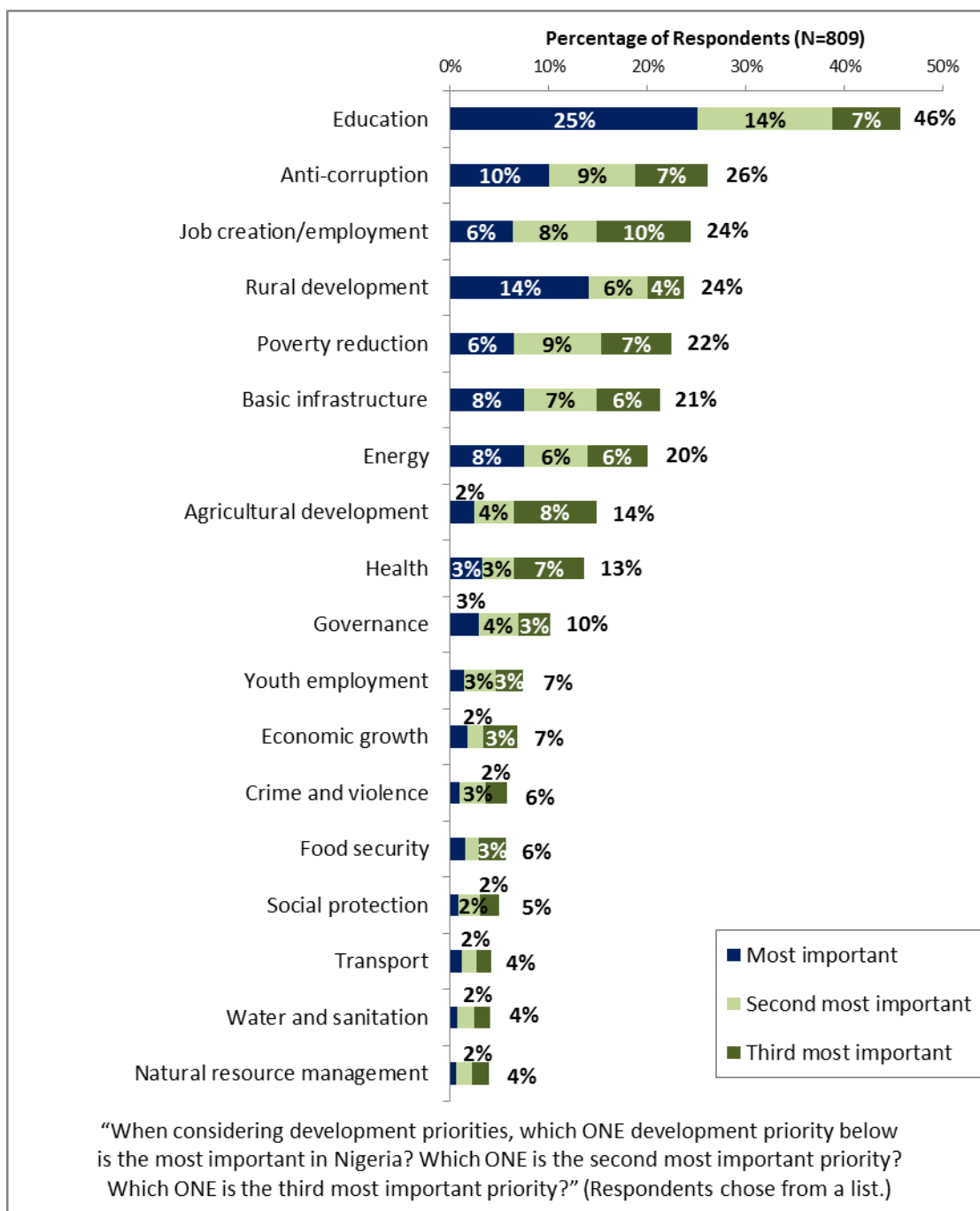
- When asked whether Nigeria was headed in the right or wrong direction, a plurality of respondents indicated that Nigeria was headed in the right direction.
 - A plurality of respondents from PMUs, private sector, the media, academia, and other organizations indicated that Nigeria was headed in the right direction.
 - A plurality of respondents from the office of the President/Minister, local government, NGOs/CBOs/private foundations, trade unions, and the judiciary branch indicated that Nigeria was headed in the wrong direction.
 - A plurality of consultants on Bank-supported projects indicated that they were not sure whether Nigeria was headed in the right or wrong direction.
 - Respondents from the office of a Parliamentarian were split between Nigeria being headed in the right direction and not being sure.
 - Respondents from independent government institutions and faith-based groups were split between Nigeria being headed in the right direction and Nigeria being headed in the wrong direction.



IV. General Issues facing Nigeria (continued)

Development Priorities

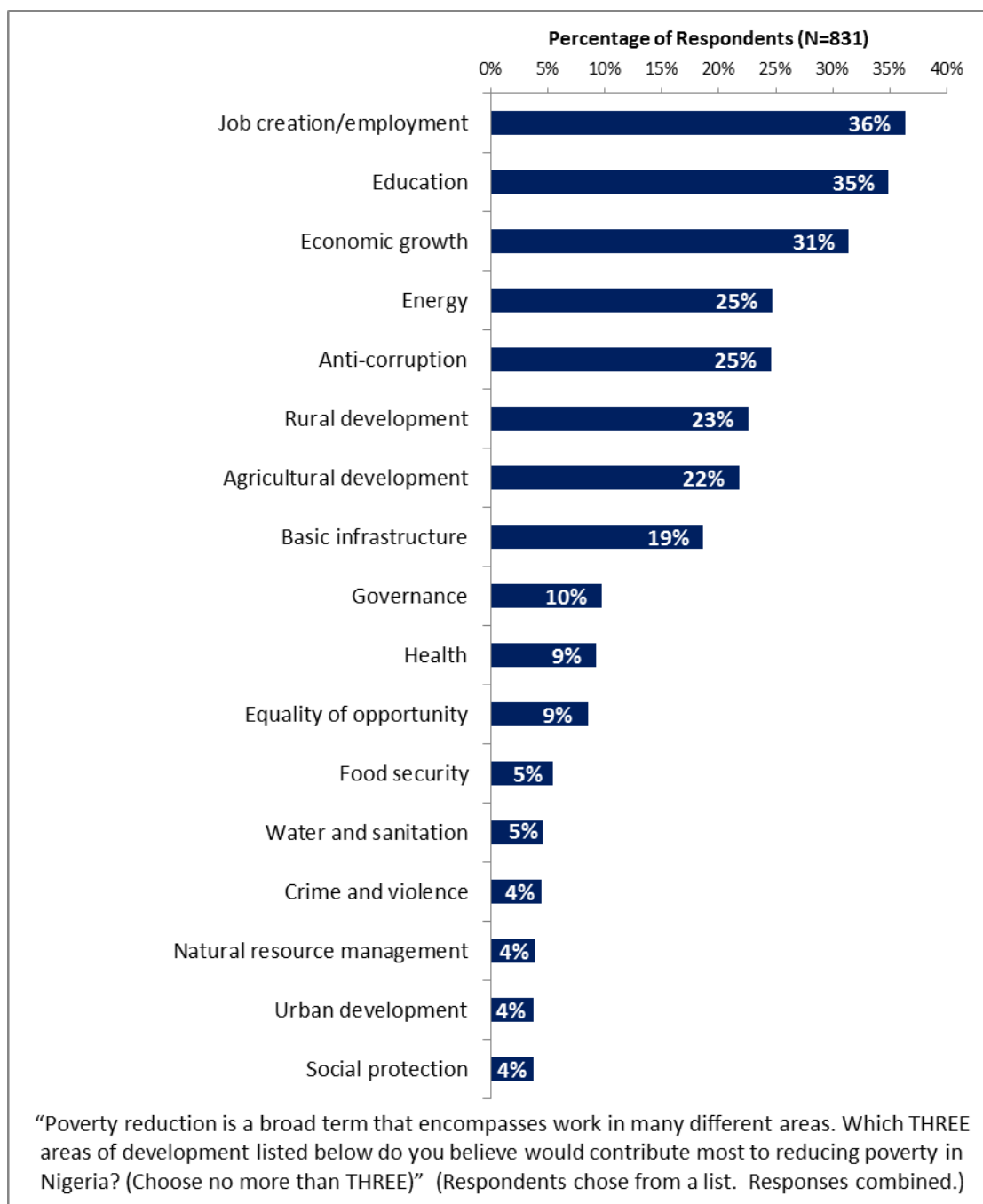
- Respondents in the FY '07 country survey indicated that economic growth (42%) was the most important development priority for Nigeria, followed by reducing poverty (27%) and reducing corruption (27%).



IV. General Issues facing Nigeria (continued)

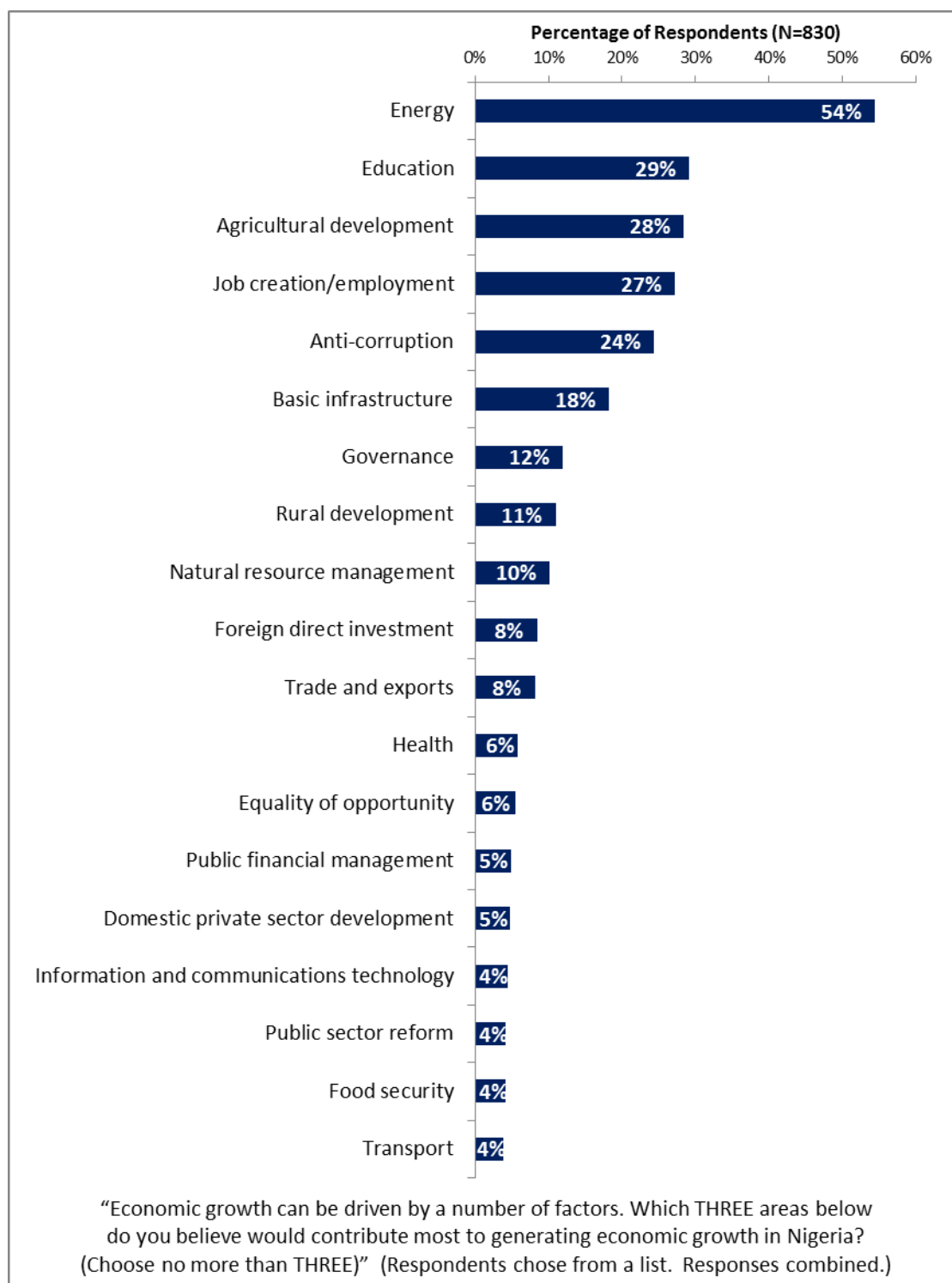
Factors Contributing to Poverty Reduction

- Respondents in the FY '07 country survey indicated that agricultural development (47%), increasing employment (39%), and reducing corruption (36%) would contribute most to poverty reduction in Nigeria.



IV. General Issues facing Nigeria (continued)

Factors Contributing to Economic Growth

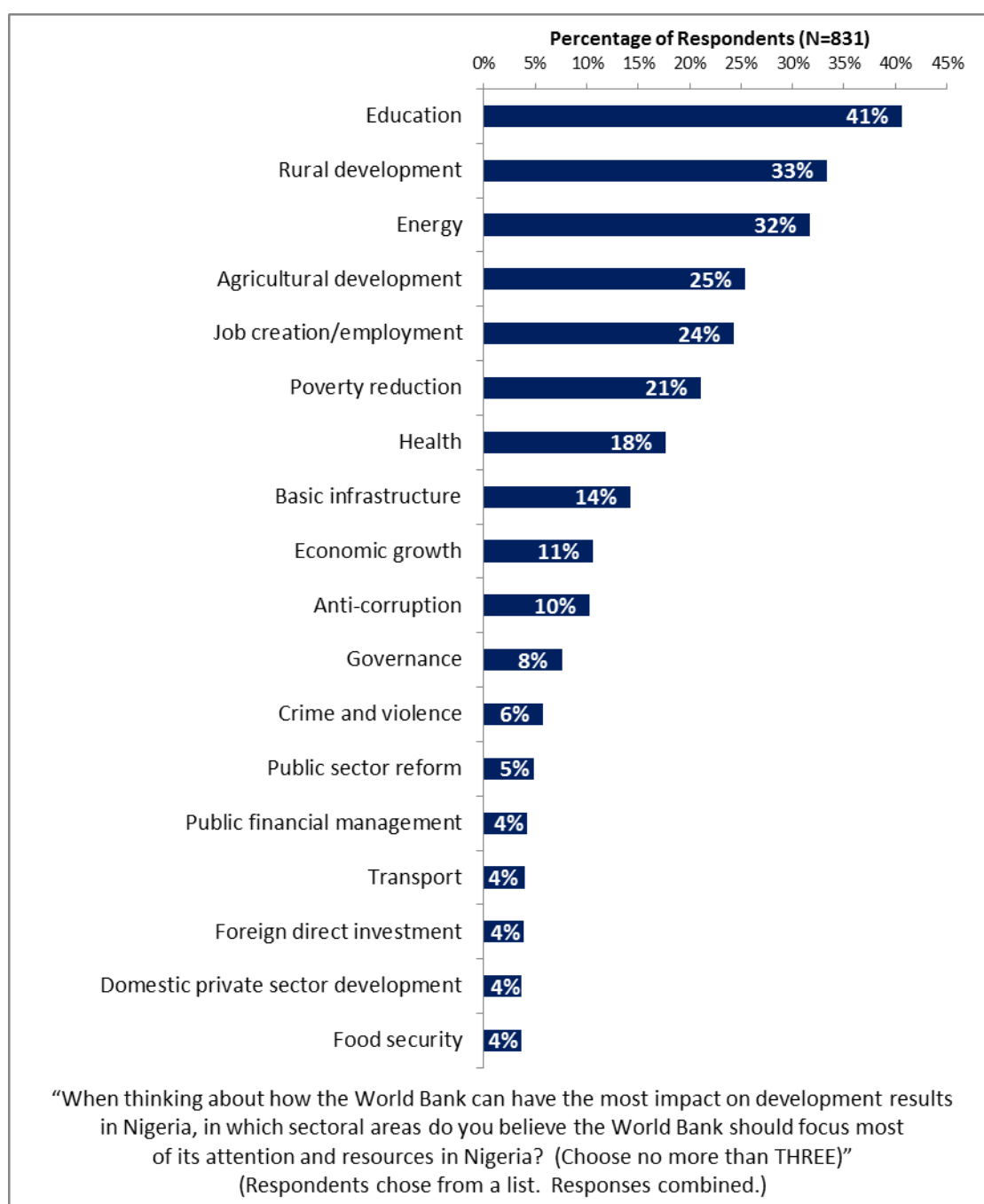


V. Overall Attitudes toward the World Bank

As noted in the “Methodology” section, the indicator questions referred to throughout the survey report are questions that are asked in every country that engages in the Country Survey. These will be aggregated for the Bank’s annual Corporate Scorecard.

Focusing World Bank Resources

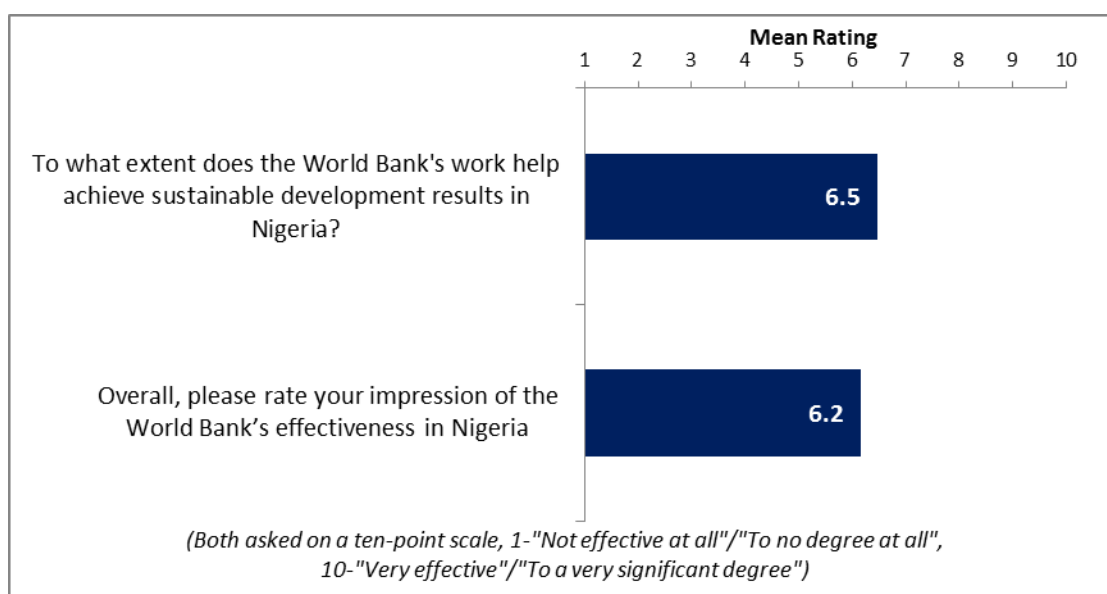
- Respondents in the FY '07 survey indicated it would be most productive for the Bank to focus most of its resources on economic growth (38%) and reducing poverty (27%).



V. Overall Attitudes toward the World Bank (continued)

The World Bank's Overall Effectiveness in Nigeria (*Indicator Question*)

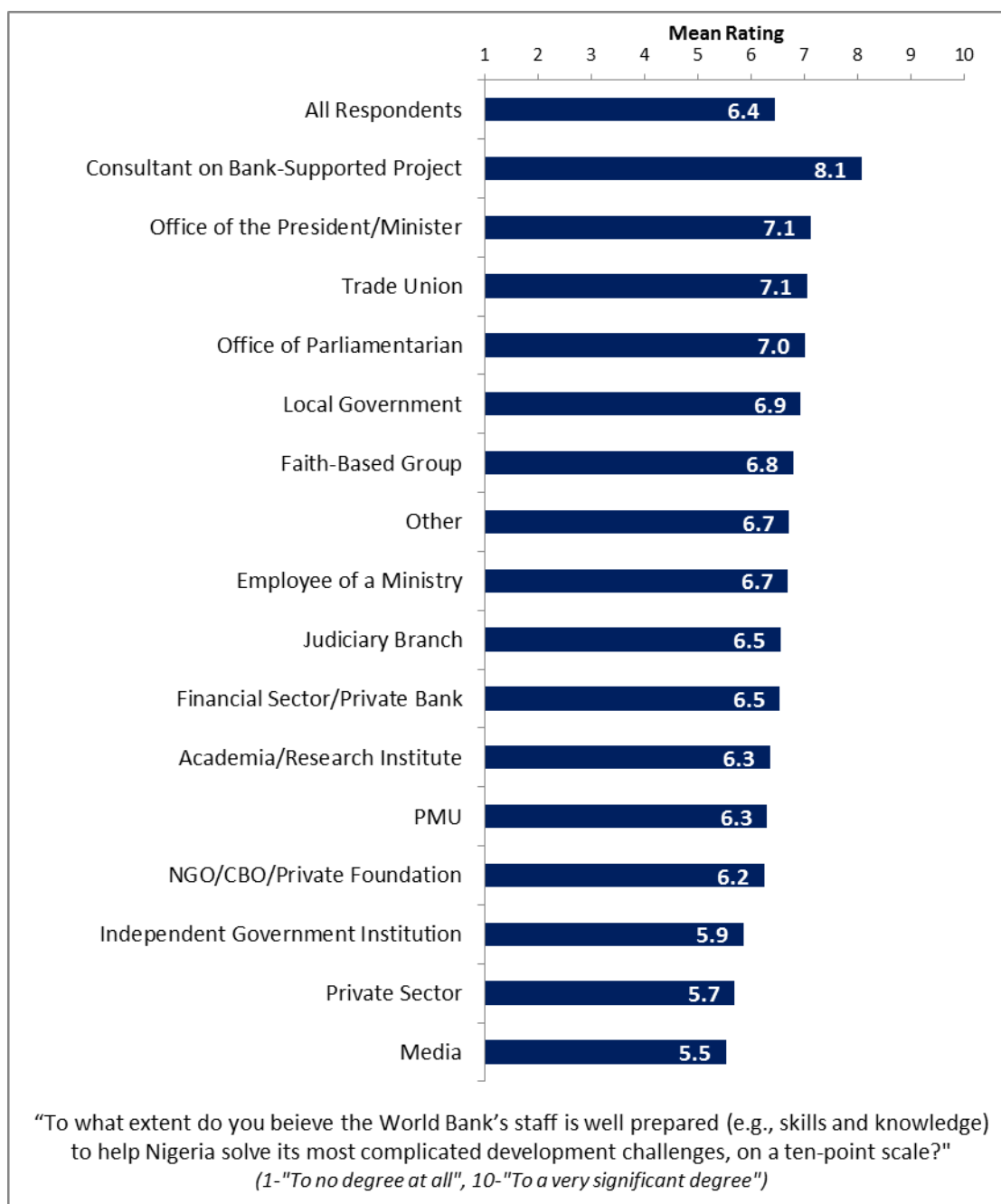
- Ratings of the World Bank's work achieving sustainable development results in Nigeria received a mean rating of 6.5 across all respondents.
 - Consultants on Bank-supported projects and respondents from the office of a Parliamentarian and trade unions had the highest ratings for the extent to which the Bank's work achieves sustainable development results in Nigeria whereas respondents from the office of the President/Minister, private sector, financial sector/private banks, NGOs/CBOs/private foundations, academia, and other organizations had significantly lower ratings.
 - Respondents from Kaduna and Enugu had the highest ratings for the extent to which the Bank's work achieves sustainable development results in Nigeria whereas respondents from Lagos had significantly lower ratings.
- Across all respondents, ratings of the World Bank's overall effectiveness in Nigeria received a mean rating of 6.2; this was statistically similar to the mean overall effectiveness rating received in the FY '07 country survey (6.2).
 - Consultants on Bank-supported projects and respondents from independent government institutions had the highest ratings for the Bank's overall effectiveness in Nigeria whereas respondents from private sector, NGOs/CBOs/private foundations, the media, academia, and other organizations had significantly lower ratings.
 - Respondents from Kaduna, Enugu, and Adamawa had the highest ratings for the Bank's overall effectiveness in Nigeria whereas respondents from Lagos had significantly lower ratings.



V. Overall Attitudes toward the World Bank (continued)

Bank Staff are Well Prepared to Help Nigeria

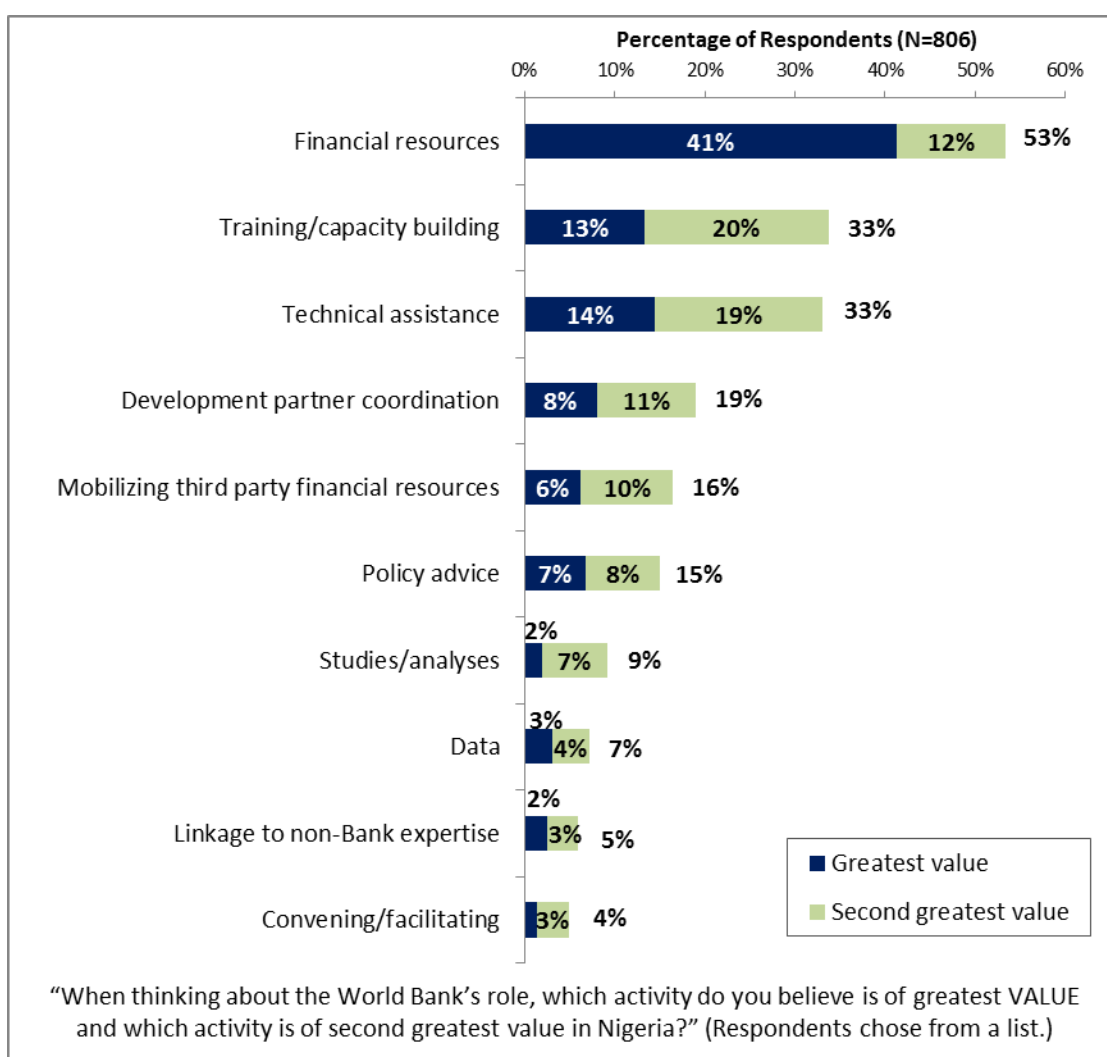
- Consultants on Bank-supported projects had the highest ratings for the extent to which the Bank's staff is well prepared to help Nigeria solve its most complicated development challenges whereas respondents from independent government institutions, private sector, and the media had significantly lower ratings.



V. Overall Attitudes toward the World Bank (continued)

The World Bank's Greatest Value in Nigeria

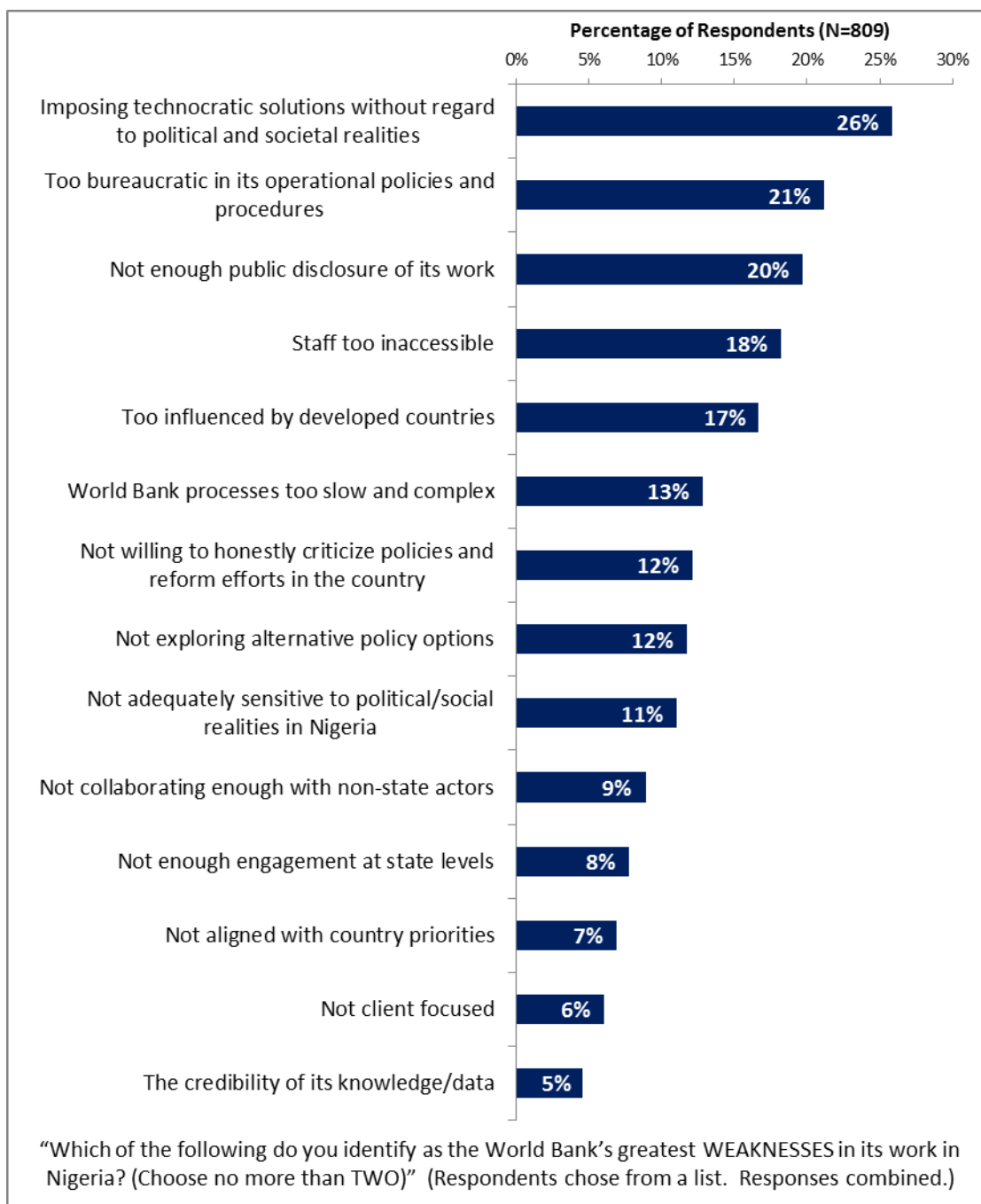
- Respondents in the FY '07 survey indicated that the World Bank's policy and economic advice (43%), technical advice (31%), and financial resources (31%) were its greatest values to Nigeria.
- Respondents across most stakeholder groups indicated that the Bank's financial resources were its greatest value to Nigeria, except respondents from independent government institutions who were more likely to indicate that the Bank's development partner coordination was its greatest value.



V. Overall Attitudes toward the World Bank (continued)

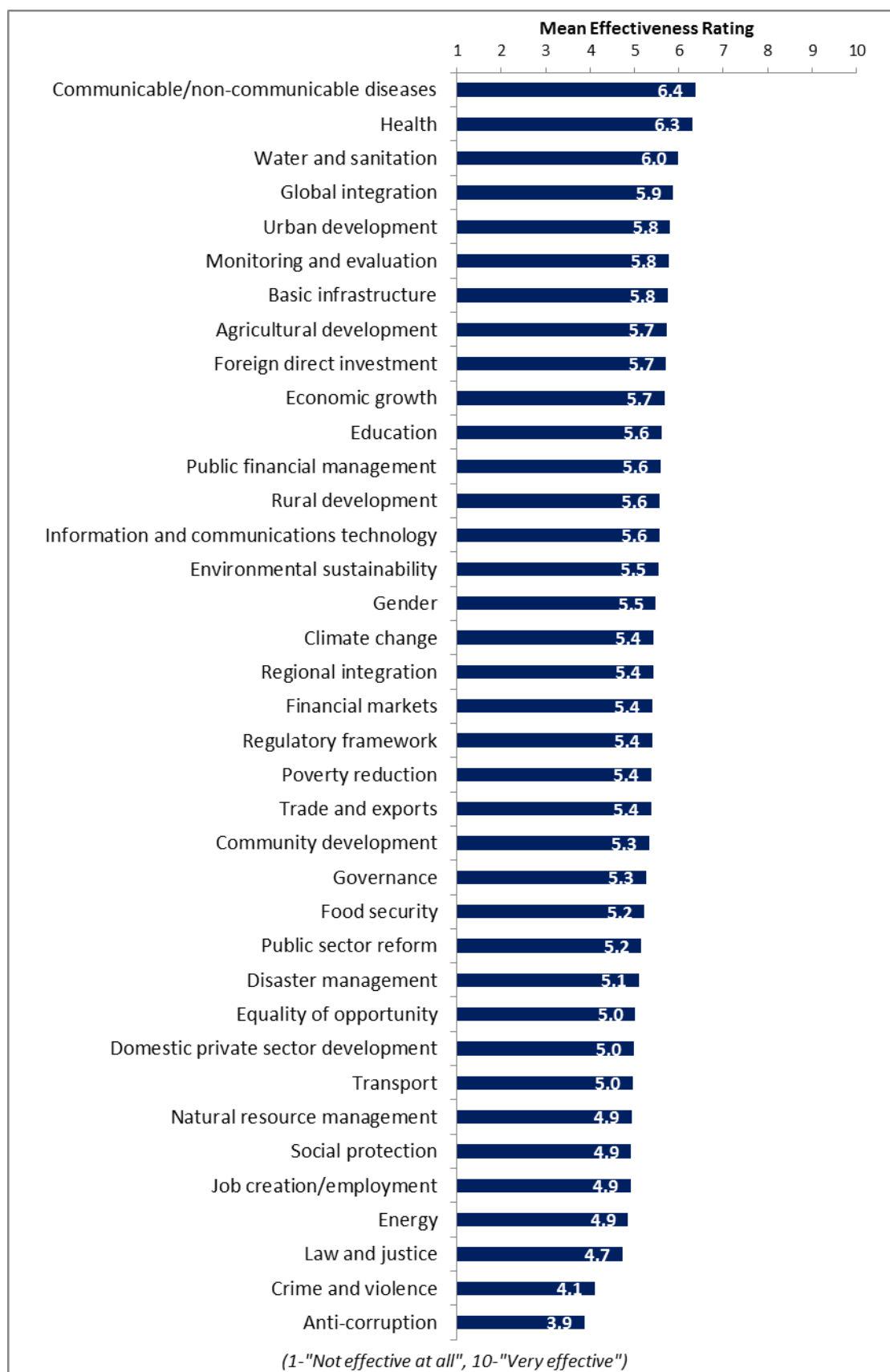
Greatest Weakness

- Nearly half of all respondents in the FY '07 country survey indicated that the Bank's greatest weakness in its work in Nigeria was imposing technocratic solutions without regard to political realities (37%), followed by being too bureaucratic in its operational policies and procedures (20%) and being too influenced by the US (18%).



VI. Sectoral Effectiveness

Specific Areas of Effectiveness



VI. Sectoral Effectiveness (continued)

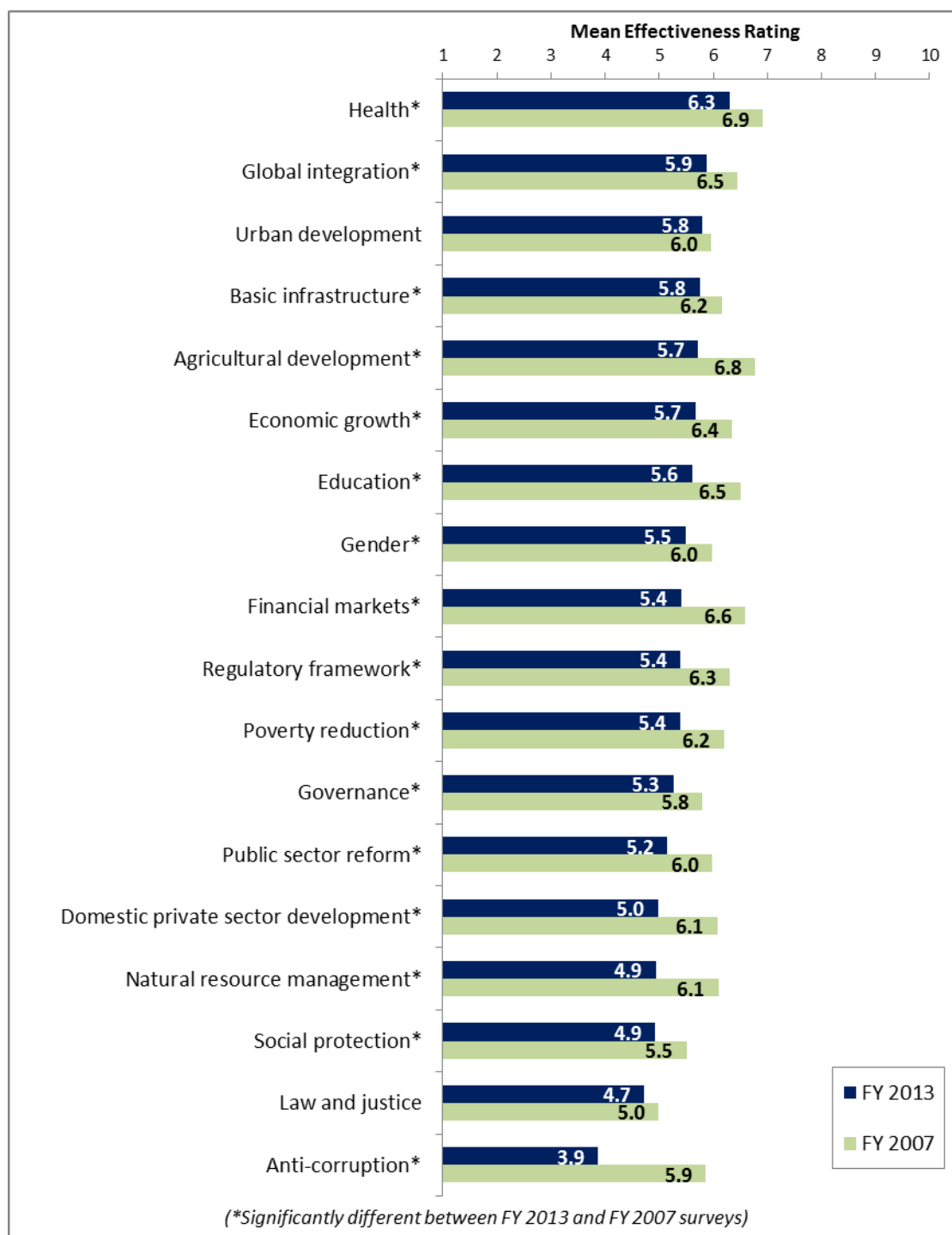
Specific Areas of Effectiveness (continued)

- There were significant stakeholder group differences in their ratings of the Bank's effectiveness across many of these thirty-seven development areas. For the most part, consultants on Bank-supported projects tended to have the highest ratings for the Bank's effectiveness across these areas whereas respondents from the office of the President and the judiciary branch tended to have significantly lower ratings. (See the Appendix for full details.) Those areas with significant stakeholder differences were:
 - Information and communications technology;
 - Transport;
 - Crime and violence;
 - Law and justice;
 - Urban development;
 - Environmental sustainability;
 - Regulatory framework;
 - Basic infrastructure;
 - Communicable/non-communicable diseases;
 - Gender;
 - Domestic private sector development;
 - Water and sanitation;
 - Economic growth;
 - Energy;
 - Disaster management;
 - Public financial management;
 - Job creation/employment;
 - Financial markets;
 - Equality of opportunity;
 - Global integration;
 - Food security;
 - Education;
 - Public sector reform;
 - Regional integration; and
 - Natural resource management.

VI. Sectoral Effectiveness (continued)

Specific Areas of Effectiveness (continued)

- Respondents in this year's country survey gave *lower* ratings for the Bank's effectiveness across most areas that could be compared to respondents in the FY '07 country survey (all but two were significantly lower, as noted in the graph).



VI. Sectoral Effectiveness (continued)

Drivers of Effectiveness

To determine the key drivers of respondents' ratings of the Bank's overall effectiveness and ratings of its ability to help achieve sustainable development results in Nigeria, bivariate correlational analyses were conducted using respondents' ratings of the thirty-seven specific areas of effectiveness.

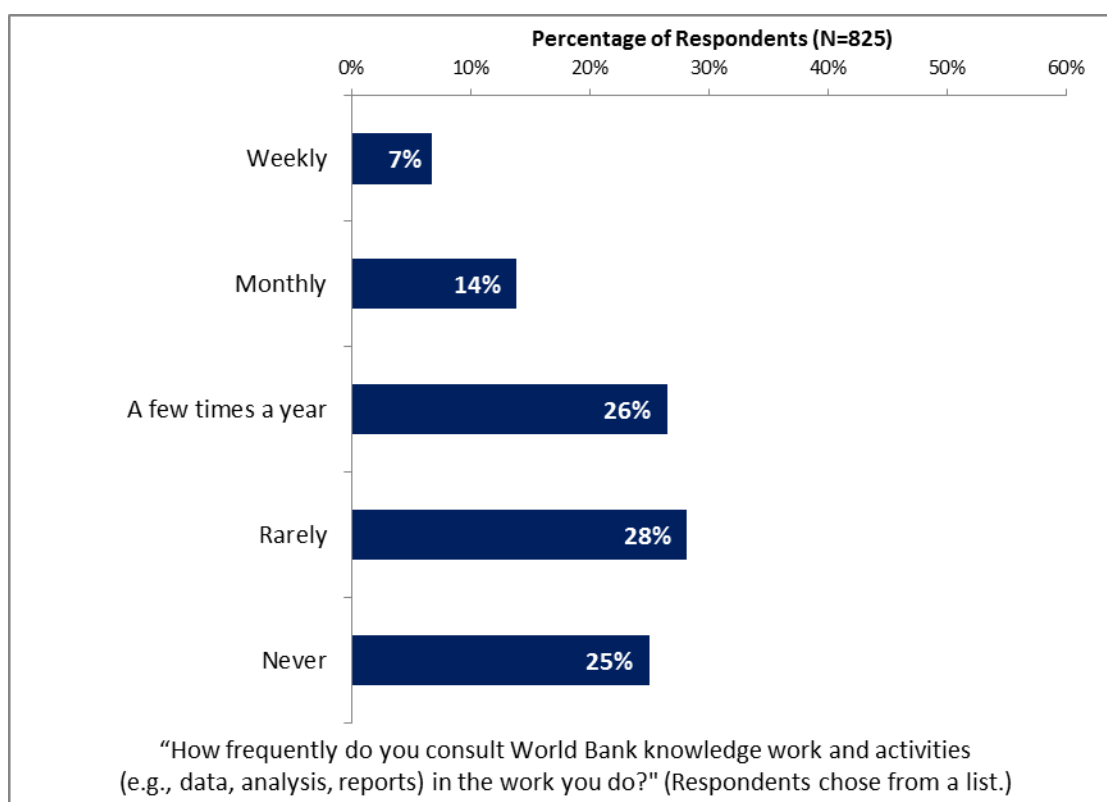
Correlational analyses, however, are not able to tell us exactly what is causing respondents' ratings of the Bank's overall effectiveness or ratings of its ability to help achieve sustainable development results. Rather, these analyses tell us that as ratings of effectiveness in one area increase, respondents' ratings of the Bank's overall effectiveness increase, or as ratings of effectiveness in one area increase, ratings of the Bank's ability to help achieve sustainable development results increase. Thus, it can be inferred that respondents' perceptions of effectiveness in one specific area are related to, or drive, respondents' perceptions of the Bank's overall effectiveness or perceptions of the Bank's ability to help achieve sustainable development results.

- Overall Effectiveness: Those specific areas with the highest Pearson Product-Moment correlations were determined to be the most closely related to perceptions of the Bank's overall effectiveness, suggesting that ratings of effectiveness in those specific areas are drivers of perceptions of the Bank's overall effectiveness in Nigeria. The area determined to be a key driver from these analyses was:
 - The Bank's effectiveness at community development.
 - Of note, the areas determined to be key drivers of the Bank's overall effectiveness in the FY '07 country survey were:
 - The Bank's effectiveness in helping to bring about economic growth; and
 - The Bank's effectiveness in helping to reduce poverty.
- Achieving Sustainable Development Results: Those specific areas with the highest Pearson Product-Moment correlations were determined to be the most closely related to perceptions of the Bank's ability to help achieve sustainable development results in Nigeria, suggesting that ratings of effectiveness in those specific areas are drivers of perceptions of the Bank's ability to help achieve sustainable development results. The areas determined to be key drivers from these analyses were:
 - The Bank's effectiveness at agricultural development; and
 - The Bank's effectiveness at community development.

VII. World Bank Knowledge and Instruments

Knowledge: Frequency of Use

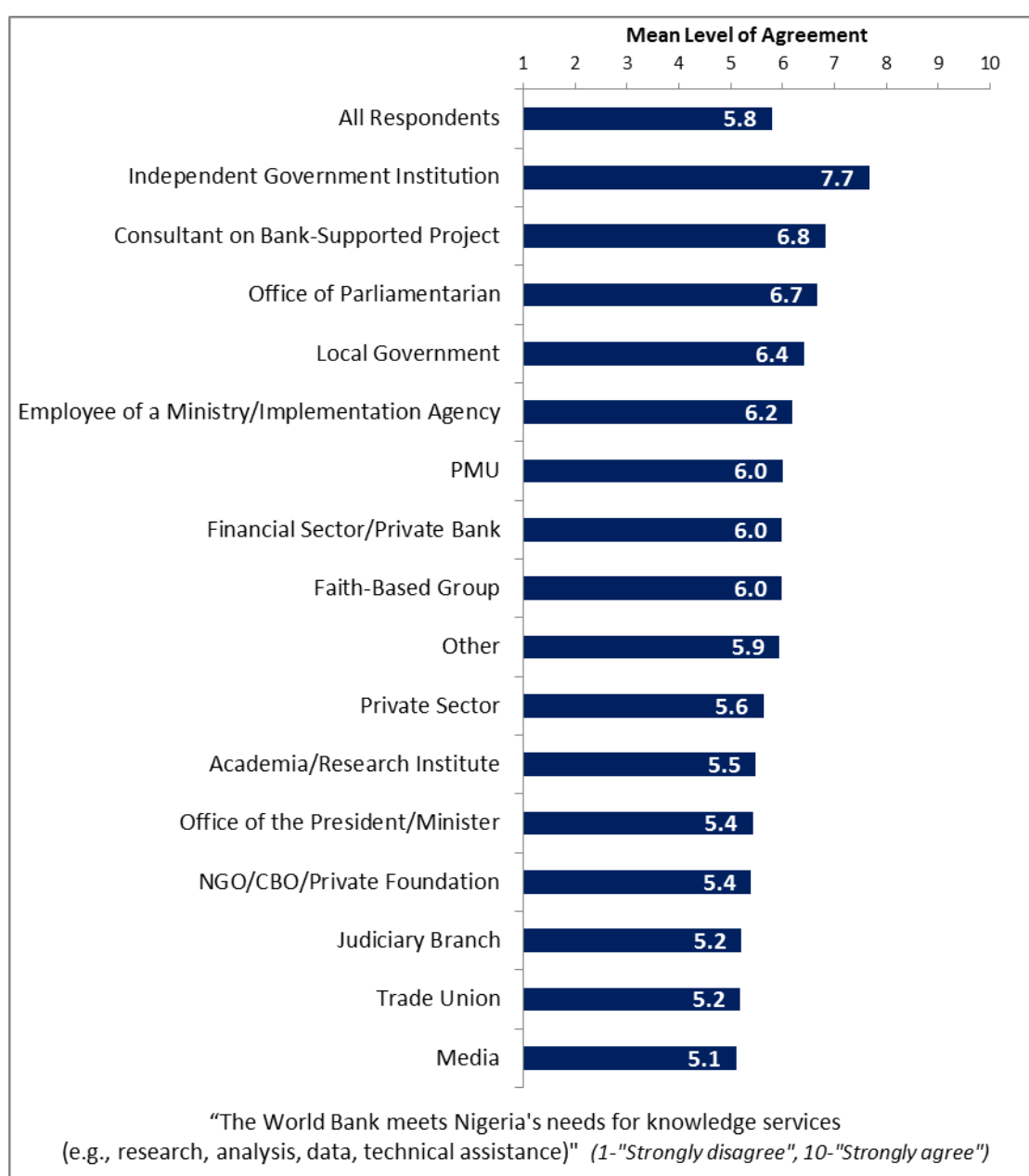
- There were some interesting stakeholder group differences in their usage of the World Bank's knowledge work and activities.
 - Consultants on Bank-supported projects and respondents from PMUs and academia indicated that they consult World Bank knowledge work and activities the most frequently, from a few times a year to weekly.
 - Employees of ministries/implementation agencies and respondents from the office of a Parliamentarian, local government, private sector, financial sector/private banks, NGOs/CBOs/private foundations, the media, independent government institutions, trade unions, faith-based groups, and the judiciary branch indicated that they consult World Bank knowledge work and activities much less frequently, from never to a few times a year.
 - Respondents from the office of the President/ Minister tended to be split, with over half indicating that they rarely or never consult World Bank knowledge work and activities, but 39% indicating that they consult the Bank's knowledge work and activities monthly or weekly.



VII. World Bank Knowledge and Instruments (continued)

Knowledge: Meeting Nigeria's Knowledge Needs (*Indicator Question*)

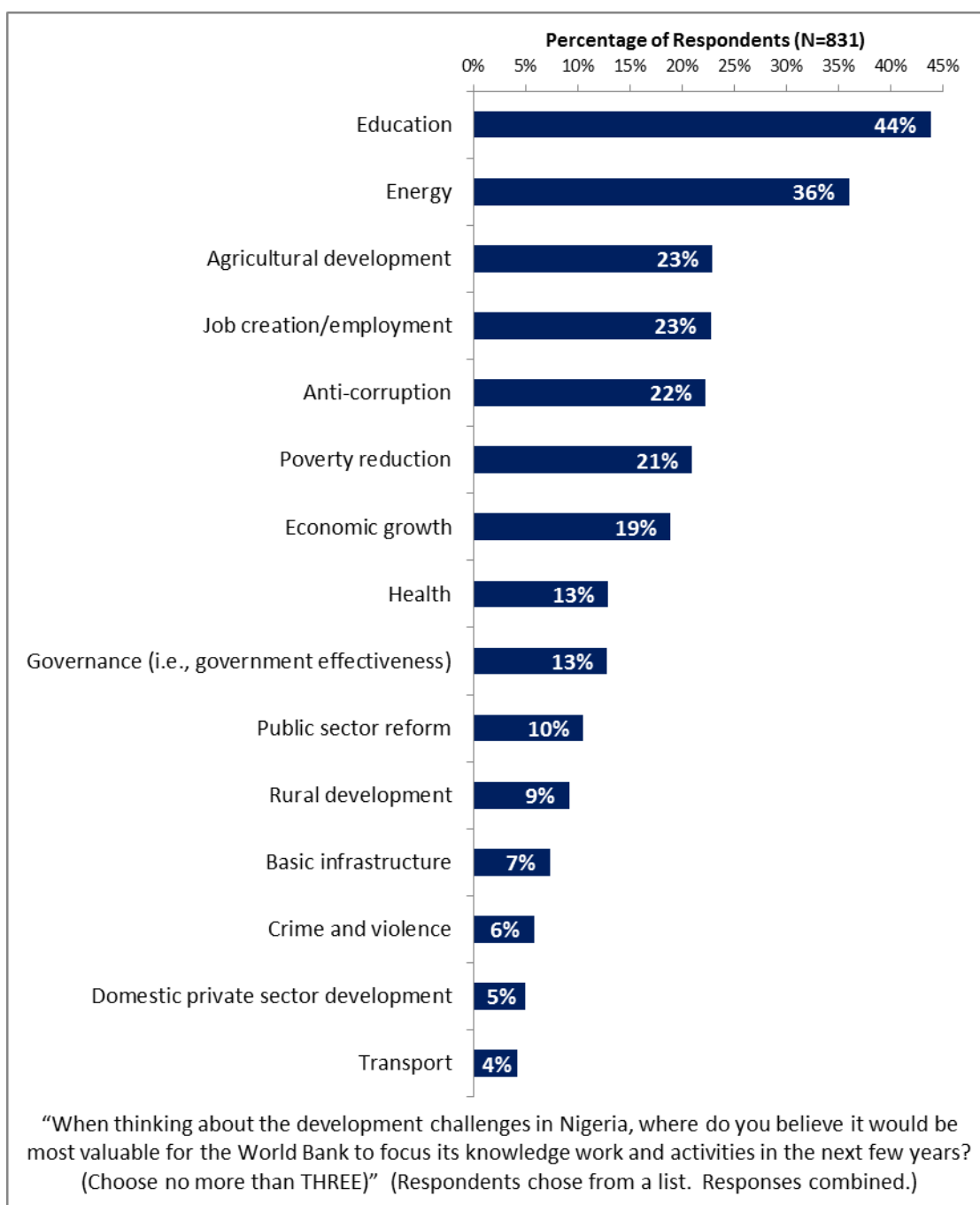
- Respondents from independent government institutions had the highest levels of agreement that the Bank meets Nigeria's needs for knowledge services whereas respondents from the judiciary branch, trade unions, and the media had significantly lower levels of agreement.
- Respondents from Kaduna had the highest levels of agreement that the Bank meets Nigeria's needs for knowledge services whereas respondents from Lagos had significantly lower levels of agreement.



VII. World Bank Knowledge and Instruments (continued)

Knowledge: Focusing Bank Research

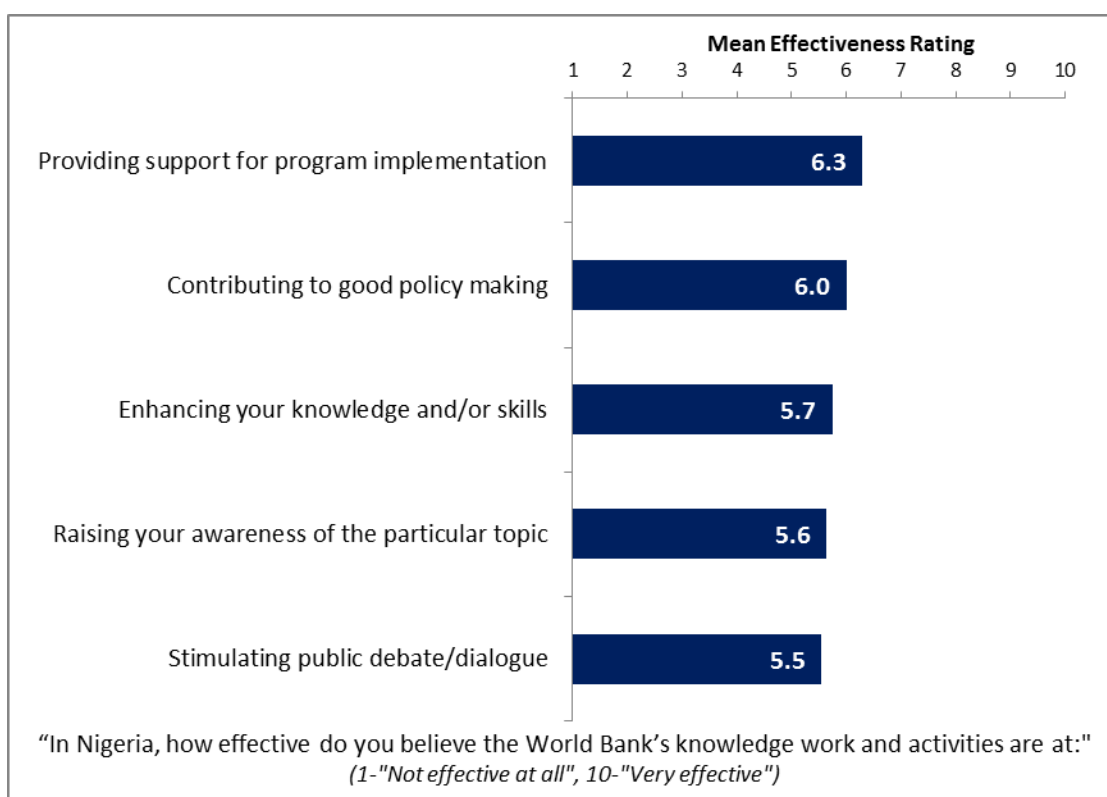
- Respondents in the FY '07 country survey indicated that it would be most valuable for the Bank to focus its research efforts on education (38%) and poverty (30%) in Nigeria.



VII. World Bank Knowledge and Instruments (continued)

Knowledge: Effectiveness

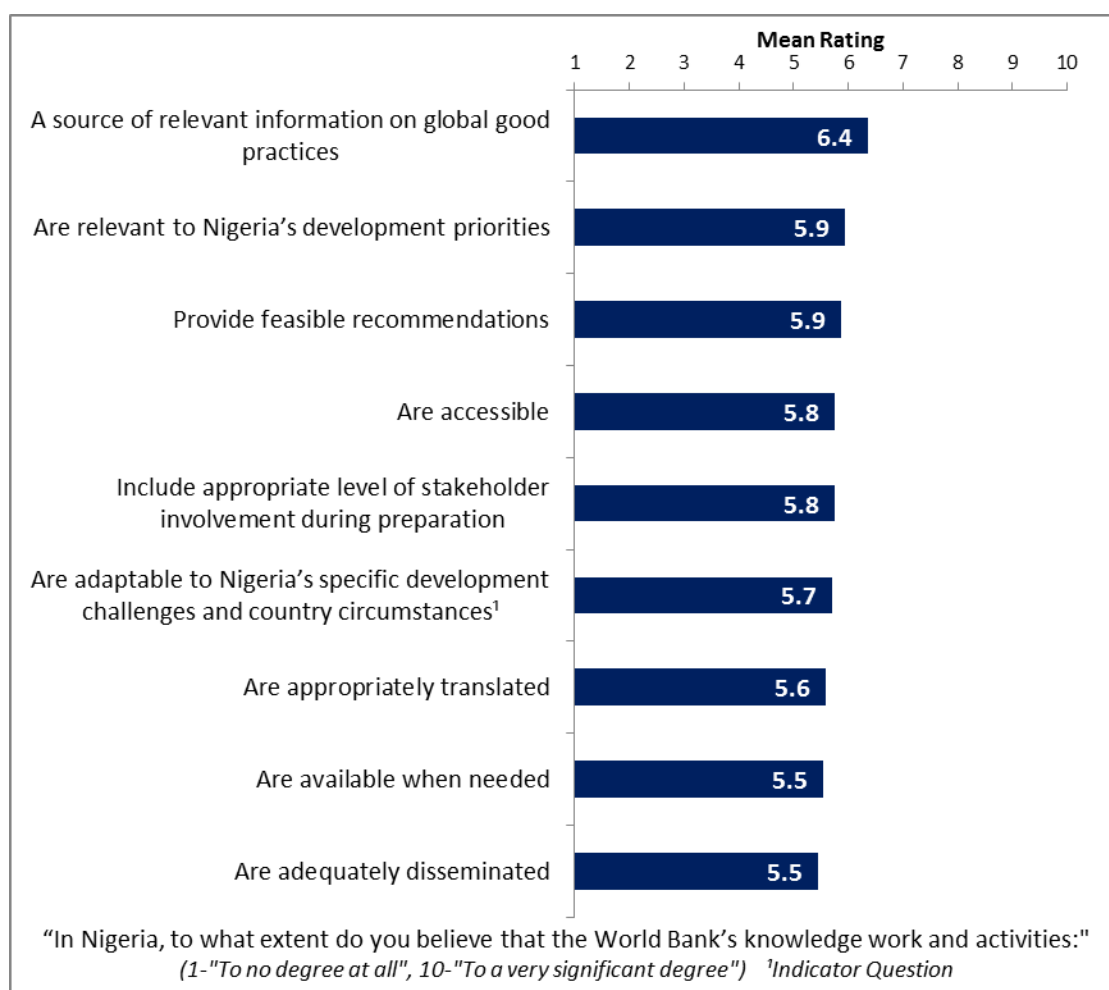
- Consultants on Bank-supported projects and respondents from independent government institutions had the highest ratings for the effectiveness of the Bank's knowledge work and activities to provide support for program implementation, to enhance knowledge and/or skills, to raise awareness of a particular topic, and to stimulate public debate whereas respondents from the judiciary branch had significantly lower ratings of effectiveness.



VII. World Bank Knowledge and Instruments (continued)

Knowledge: Qualities

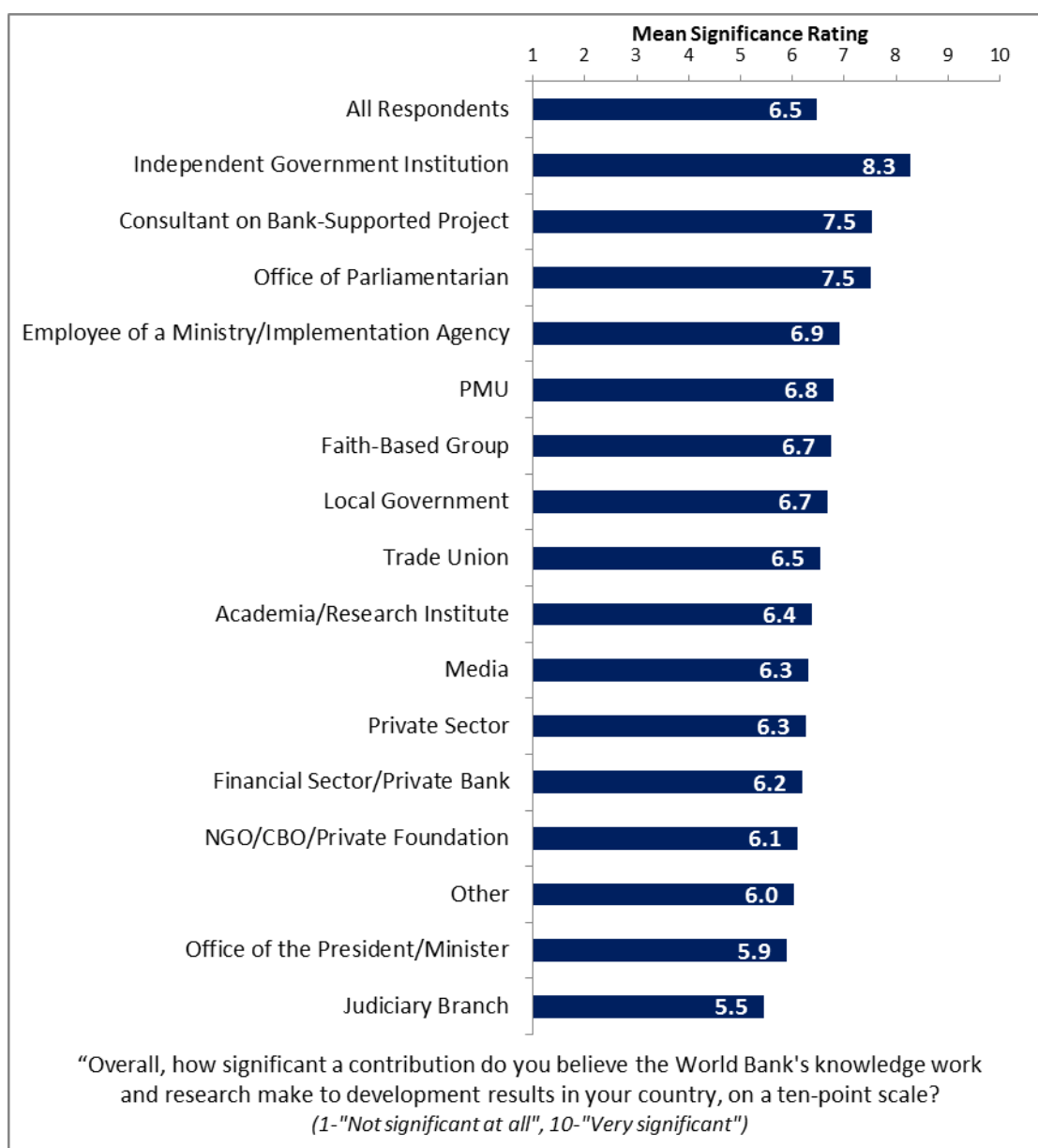
- Respondents in this year's country survey had significantly *lower* ratings for the extent to which the Bank's knowledge work and activities are available when needed, a source of relevant information on global good practices, and adaptable to Nigeria's challenges compared to respondents from the FY '07 country survey (6.9, 7.1, and 6.3, respectively).
- There were significant stakeholder group differences in their ratings across all of these aspects of the Bank's knowledge work and activities (see the Appendix for full details). For the most part, consultants on Bank-supported projects and respondents from independent government institutions tended to have the highest ratings for these aspects whereas respondents from NGOs/CBOs/private foundations, trade unions, and the judiciary branch tended to have significantly lower ratings.
- There were significant differences between geographic locations in their ratings across all of these aspects of the Bank's knowledge work and activities (see the Appendix for full details). For the indicator question, respondents from Kaduna had the highest ratings for the extent to which the Bank's knowledge work and activities are adaptable to Nigeria's challenges whereas respondents from Lagos had significantly lower ratings.



VII. World Bank Knowledge and Instruments (continued)

Knowledge: Contribution *(Indicator Question)*

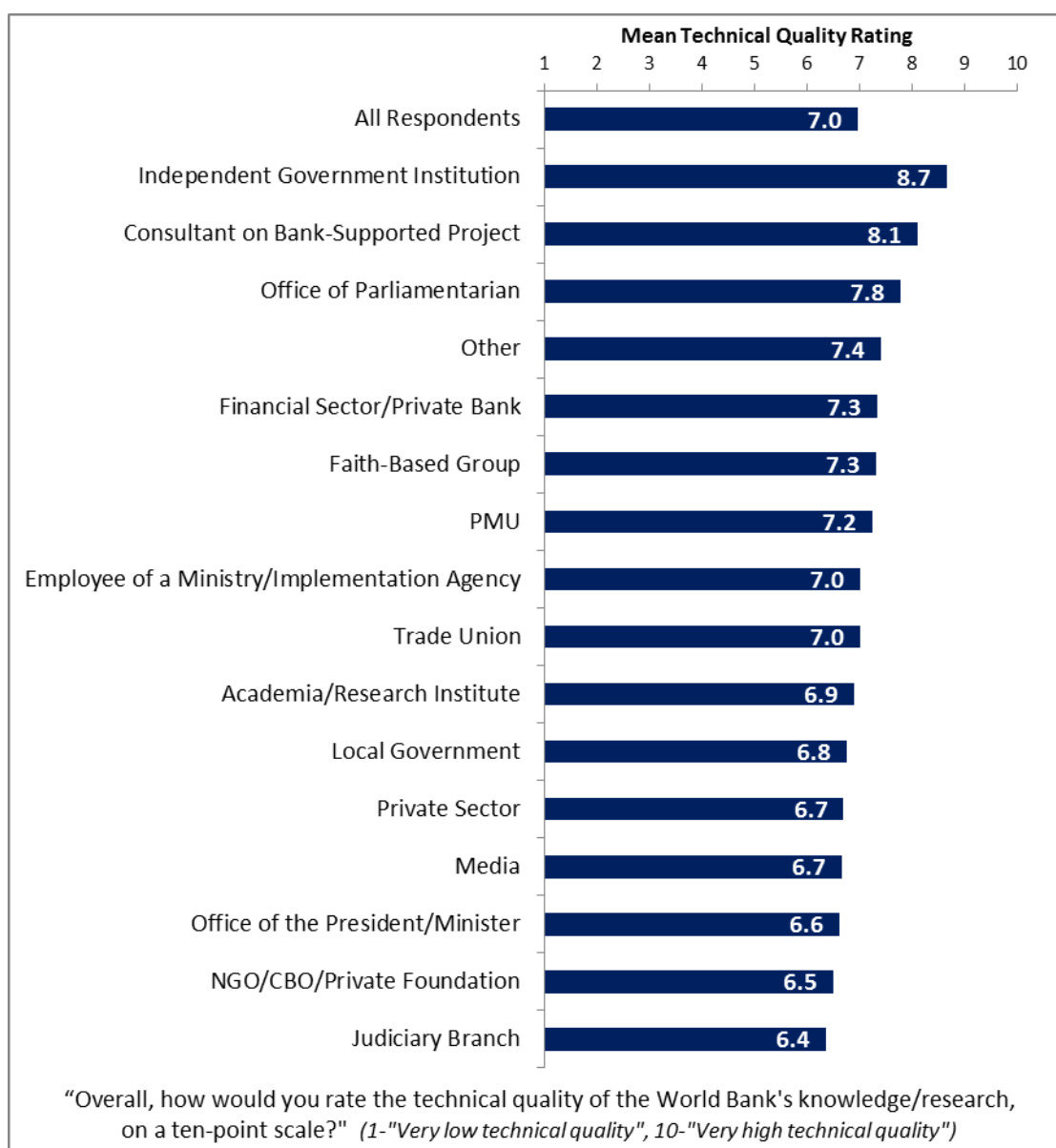
- Respondents from independent government institutions and the office of a Parliamentarian and consultants on Bank-supported projects had the highest ratings for the significance of the contribution that the World Bank's knowledge and research make to development results in Nigeria whereas respondents from the office of the President/Minister, the judiciary branch, and other organizations had significantly lower ratings.
- Respondents from Kaduna and Enugu had the highest ratings for the significance of the contribution that the World Bank's knowledge and research make to development results in Nigeria whereas respondents from Lagos had significantly lower ratings.



VII. World Bank Knowledge and Instruments (continued)

Knowledge: Technical Quality (*Indicator Question*)

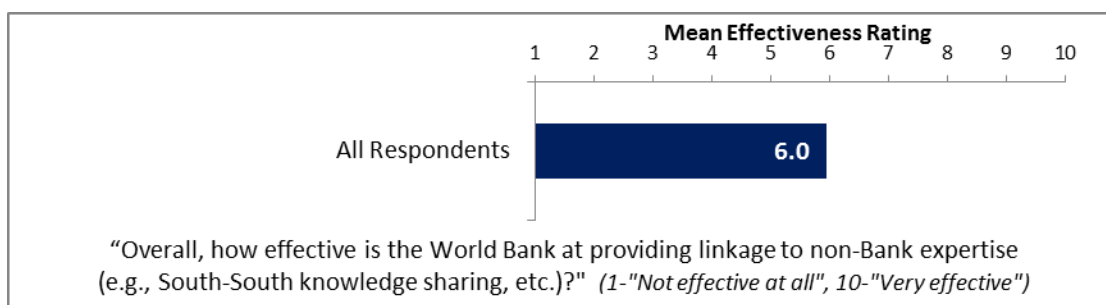
- Respondents from independent government institutions and the office of a Parliamentarian and consultants on Bank-supported projects had the highest ratings for the technical quality of the World Bank's knowledge work and activities whereas respondents from the office of the President/ Minister, NGOs/CBOs/private foundations, and the judiciary branch had significantly lower ratings.
- Respondents from Kaduna, Enugu, FCT, and Adamawa had the highest ratings for the technical quality of the World Bank's knowledge work and activities whereas respondents from Lagos had significantly lower ratings.



VII. World Bank Knowledge and Instruments (continued)

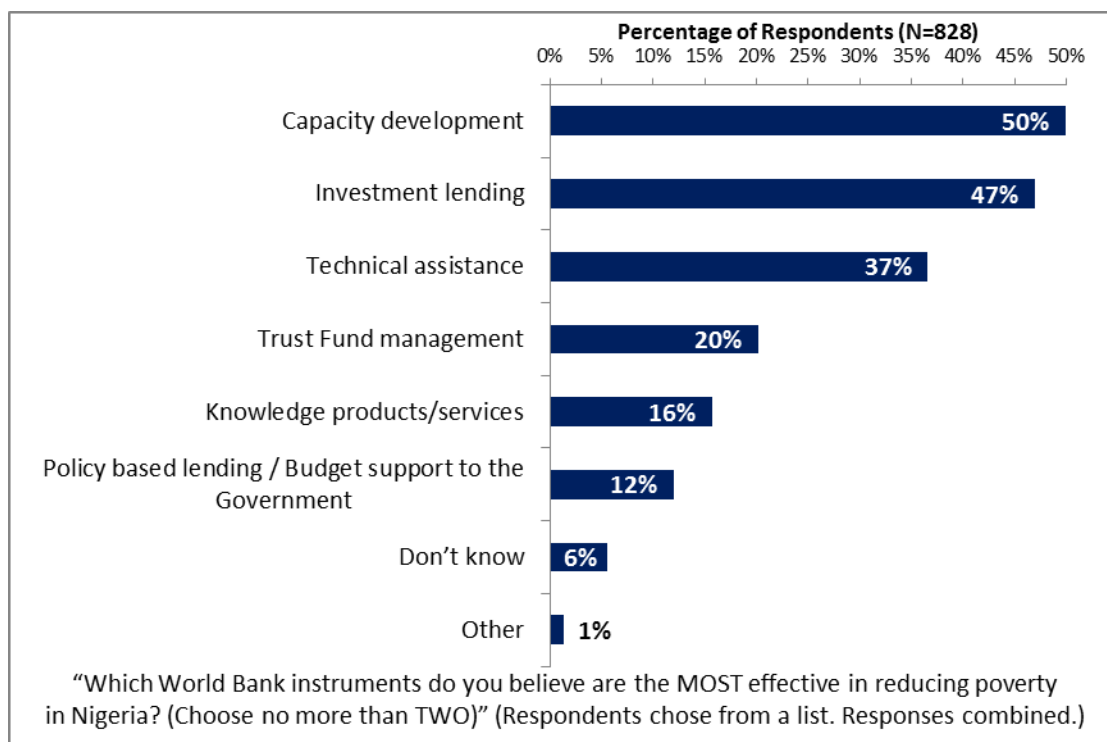
Knowledge: Linkage to Non-Bank Expertise

- Respondents across all stakeholder groups had statistically similar ratings for the World Bank's effectiveness at providing linkage to non-Bank expertise.

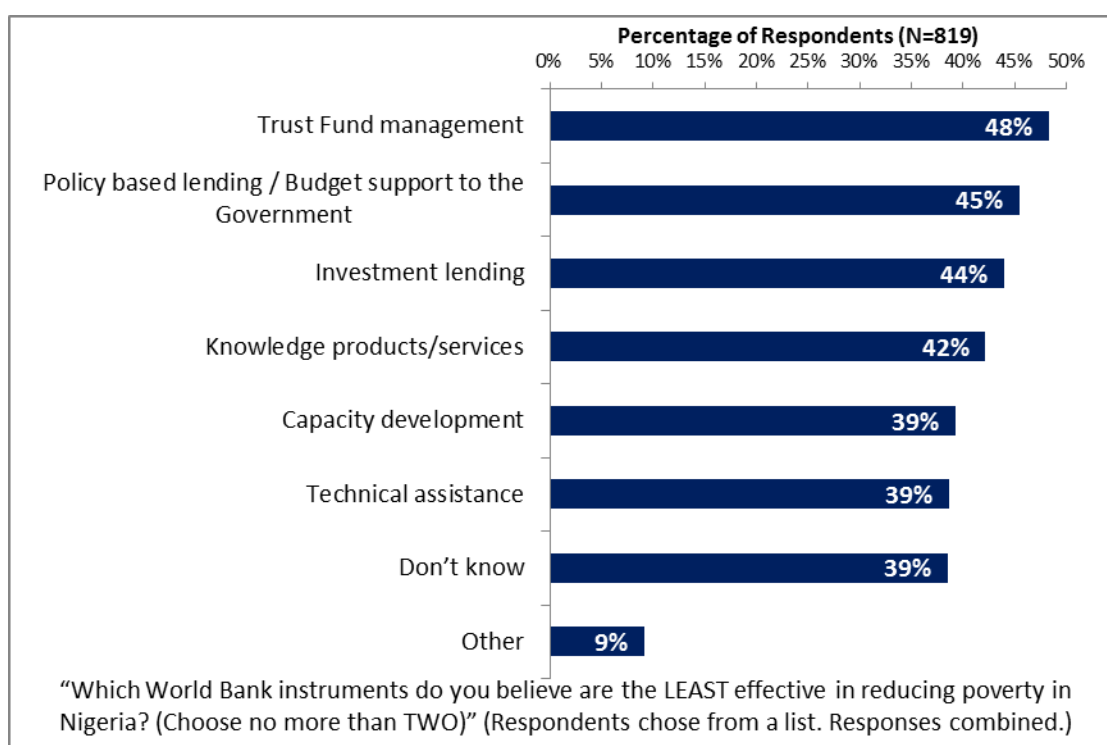


VII. World Bank Knowledge and Instruments (continued)

Instruments: Most Effective



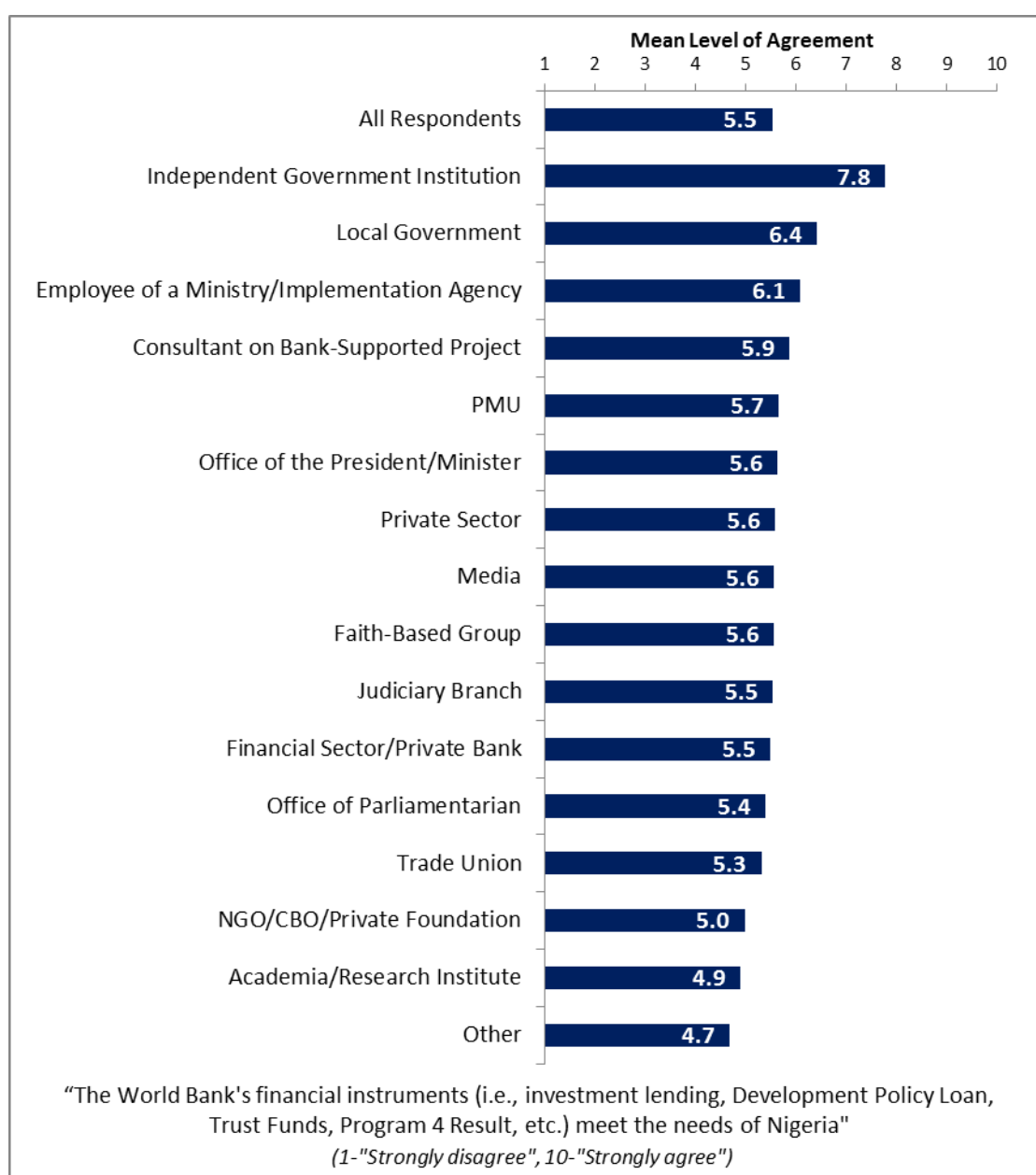
Instruments: Least Effective



VII. World Bank Knowledge and Instruments (continued)

Instruments: Meeting Nigeria's Needs (*Indicator Question*)

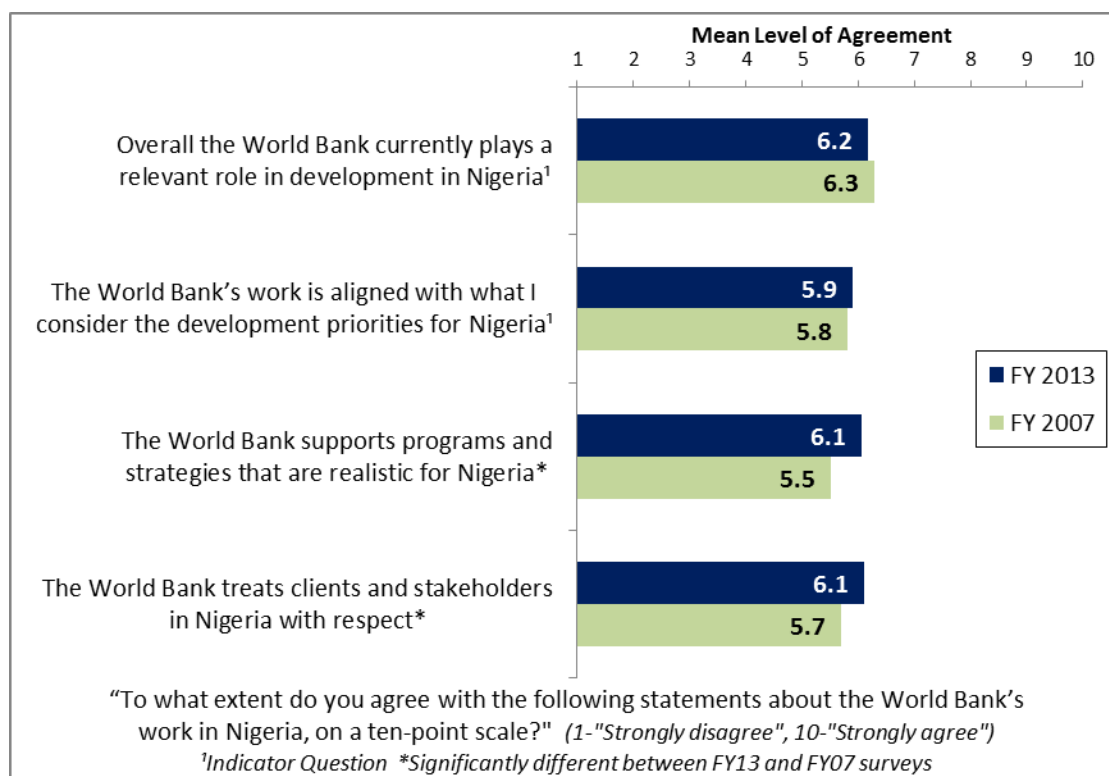
- Respondents from independent government institutions had the highest levels of agreement that the World Bank's financial instruments meet the needs of Nigeria whereas respondents from NGOs/CBOs/private foundations, academia/research institutes, and other organizations had significantly lower levels of agreement.
- Respondents from Kaduna had the highest levels of agreement that the World Bank's financial instruments meet the needs of Nigeria whereas respondents from Lagos had significantly lower levels of agreement.



VIII. How the World Bank Operates

The World Bank's Work in Nigeria

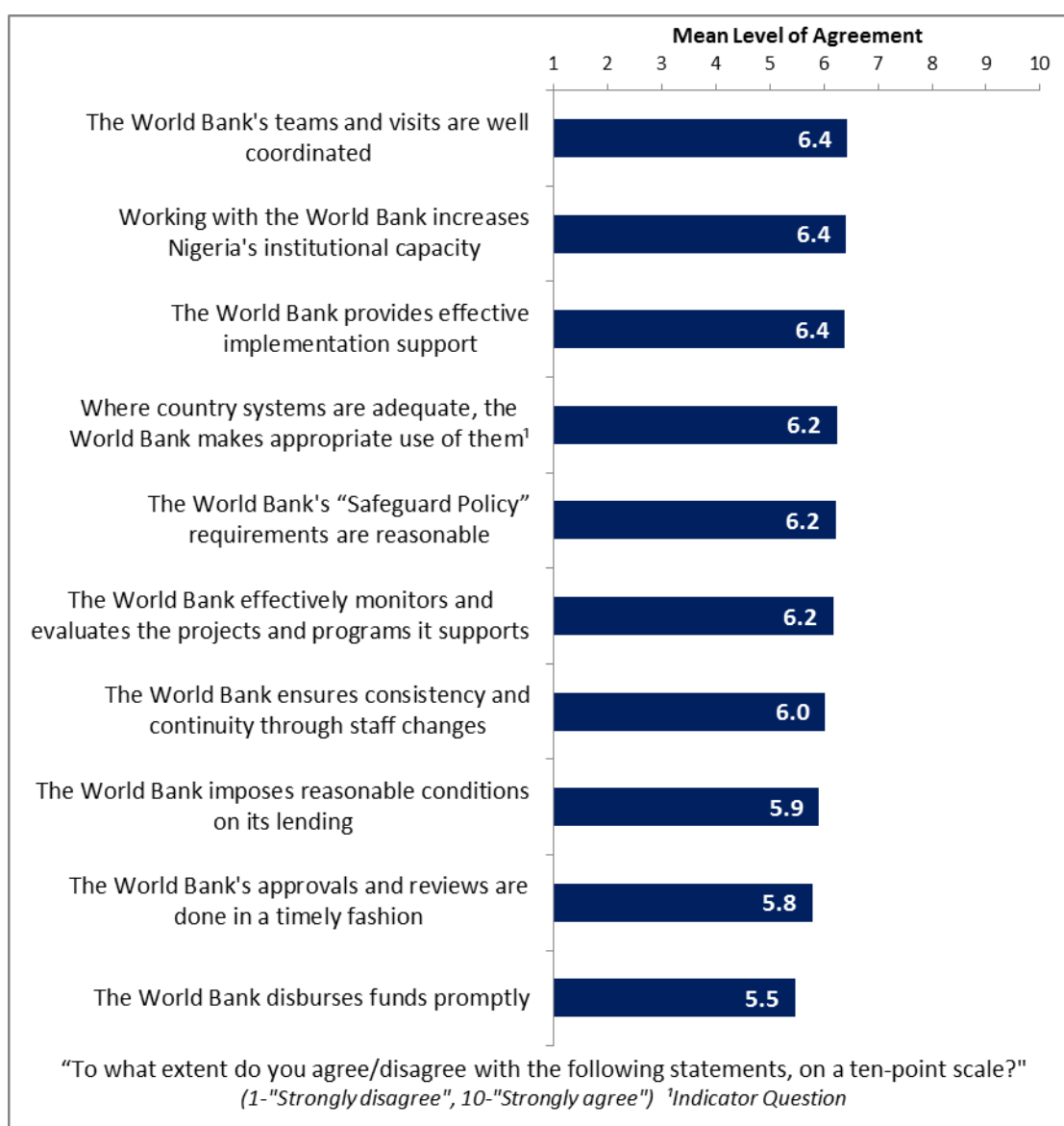
- Respondents in this year's country survey had significantly *higher* levels of agreement that the World Bank supports programs and strategies that are realistic for Nigeria and that the Bank treats clients and stakeholders in Nigeria with respect compared to respondents from the FY '07 country survey. Respondents across both country surveys had statistically similar levels of agreement regarding the Bank's relevance and alignment with development priorities in Nigeria.
- Respondents from independent government institutions had the highest levels of agreement that the World Bank currently plays a relevant role in development in Nigeria, that the Bank's work is aligned with their development priorities for Nigeria, and that the World Bank supports programs and strategies that are realistic for Nigeria whereas respondents from NGOs/CBOs/private foundations, the media, and academia had significantly lower levels of agreement.
- Consultants on Bank-supported projects had the highest levels of agreement that the World Bank treats clients and stakeholders in Nigeria with respect whereas respondents from trade unions had significantly lower levels of agreement.
- Respondents from Kaduna had the highest levels of agreement across these areas of the World Bank's work in Nigeria whereas respondents from Lagos had significantly lower levels of agreement.



VIII. How the World Bank Operates (continued)

Overall Perceptions

- Respondents in this year's country survey had significantly *lower* levels of agreement that the World Bank disburses funds promptly, that the Bank effectively monitors and evaluates its projects/programs, and that working with the World Bank increases Nigeria's institutional capacity compared to respondents from the FY '07 country survey (6.2, 7.6, and 6.8, respectively). Respondents across both country surveys had statistically similar levels of agreement that the World Bank imposes reasonable conditions on its lending.



VIII. How the World Bank Operates (continued)

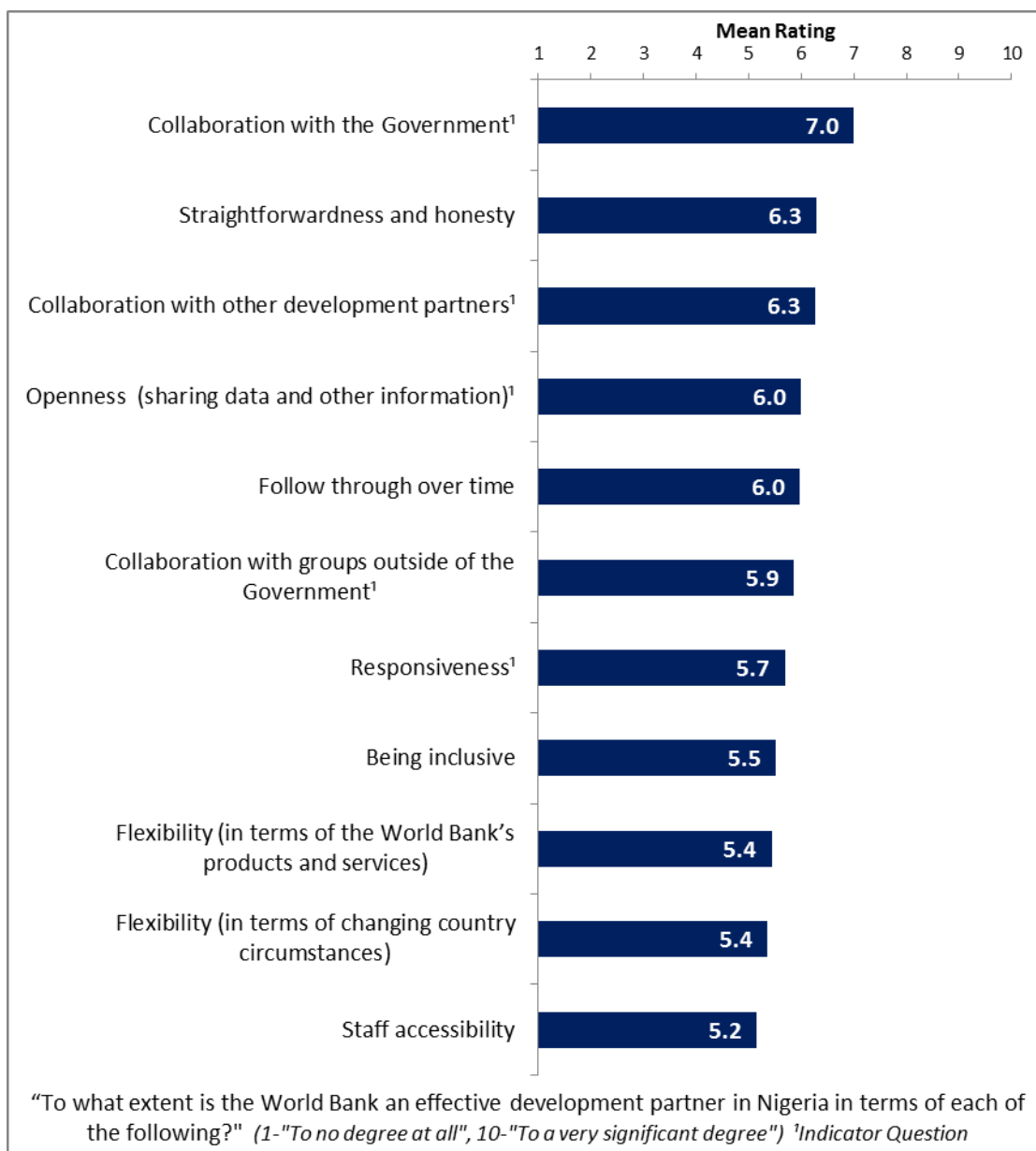
Overall Perceptions (continued)

- There were significant stakeholder group differences in their levels of agreement regarding several of these aspects of how the World Bank operates.
 - Respondents from PMUs had the highest levels of agreement that the Bank disburses funds promptly whereas respondents from the judiciary branch had significantly lower levels of agreement.
 - Consultants on Bank-supported projects had the highest levels of agreement that the Bank effectively monitors and evaluates its projects whereas respondents from the office of the President/Minister and the judiciary branch had significantly lower levels of agreement.
 - Consultants on Bank-supported projects had the highest levels of agreement that the Bank imposes reasonable conditions on its lending whereas respondents from NGOs/CBOs/private foundations and trade unions had significantly lower levels of agreement.
 - Respondents from the office a Parliamentarian and consultants on Bank-supported projects had the highest levels of agreement that that working with the Bank increases Nigeria's institutional capacity whereas respondents from NGOs/CBOs/private foundations had significantly lower levels of agreement.
 - Respondents from independent government institutions had the highest levels of agreement that the Bank provides effective implementation support whereas respondents from the judiciary branch had significantly lower levels of agreement.
- There were significant differences between geographic locations in their ratings across nearly all of these aspects of how the World Bank operates (see the Appendix for full details). For the indicator question, respondents from Kaduna had the highest levels of agreement that where country systems are adequate, the World Bank makes appropriate use of them whereas respondents from Lagos had significantly lower ratings.

VIII. How the World Bank Operates (continued)

The World Bank as an Effective Development Partner

- Respondents in this year's country survey had significantly *lower* ratings for the Bank's staff accessibility, but statistically similar ratings for its straightforwardness and honesty compared to respondents from the FY '07 survey (5.7 and 6.6, respectively).



VIII. How the World Bank Operates (continued)

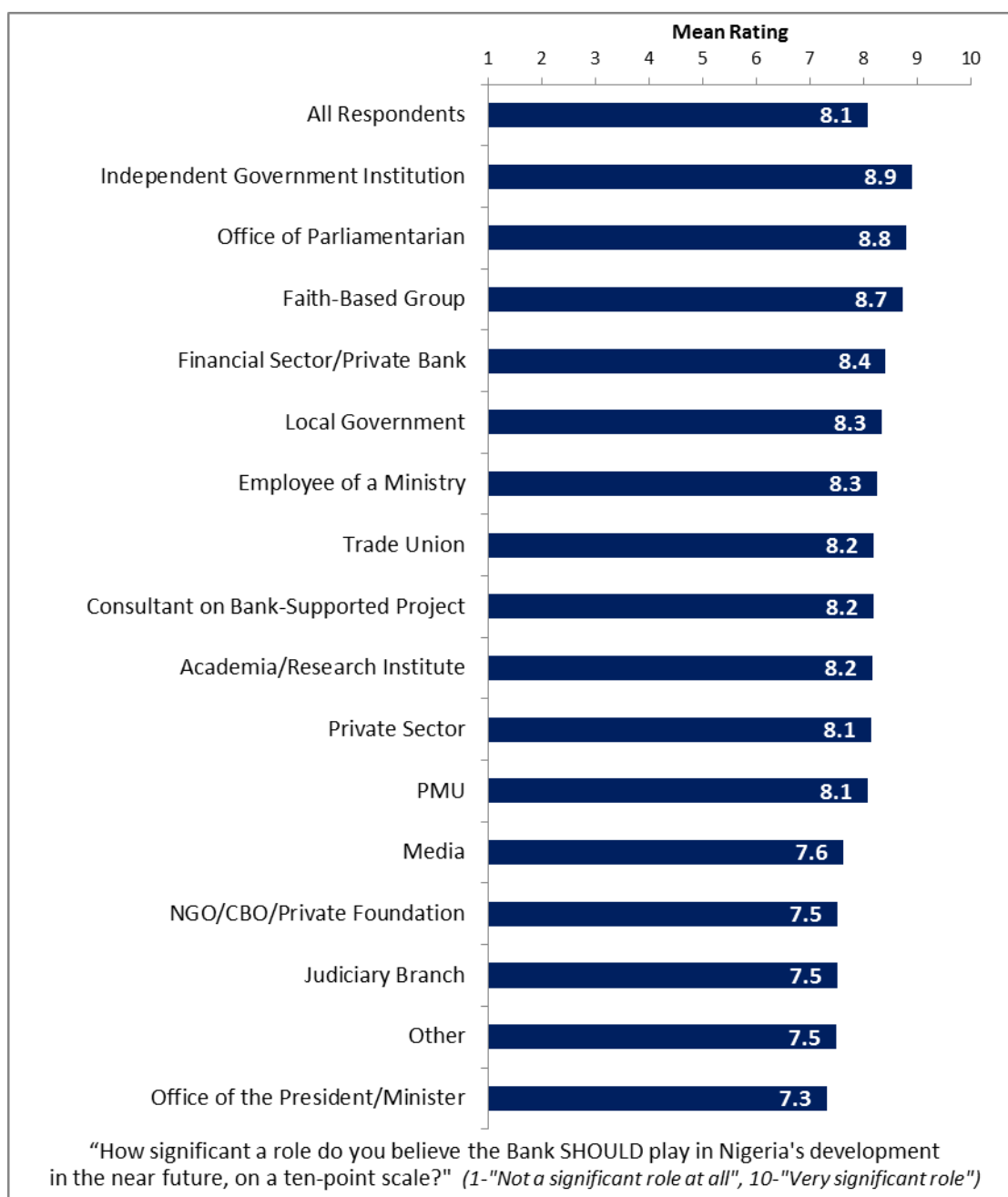
The World Bank as an Effective Development Partner (continued)

- There were significant stakeholder group differences in their ratings across several of these aspects of the World Bank as an effective development partner (see the Appendix for full details). For the most part, consultants on Bank-supported projects and respondents from independent government institutions had the highest ratings across these areas whereas respondents from the office of the President/Minister, NGOs/CBOs/private foundations, trade unions, and the judiciary branch tended to have significantly lower ratings. Those areas with significant stakeholder group differences were:
 - Responsiveness;
 - Flexibility (in terms of the World Bank's products and services);
 - Flexibility (in terms of changing country circumstances);
 - Being inclusive;
 - Openness (sharing data and other information);
 - Staff accessibility;
 - Collaboration with groups outside of the Government;
 - Collaboration with the Government;
 - Collaboration with other development partners; and
 - Follow through over time.
- There were significant differences between geographic locations in their ratings across all of these aspects of the World Bank being an effective development partner (see the Appendix for full details). For the indicator questions:
 - Respondents from Kaduna had the highest ratings for the Bank's responsiveness and collaboration with groups outside of government whereas respondents from Lagos and Edo had significantly lower ratings.
 - Respondents from Kaduna, FCT, Enugu, and Cross River had the highest ratings for the Bank's openness whereas respondents from Lagos had significantly lower ratings.
 - Respondents from Kaduna and FCT had the highest ratings for the Bank's collaboration with the government whereas respondents from Adamawa had significantly lower ratings.
 - Respondents from Kaduna had the highest ratings for the Bank's collaboration with other development partners whereas respondents from Lagos and Adamawa had significantly lower ratings.

IX. The Future Role of the World Bank in Nigeria

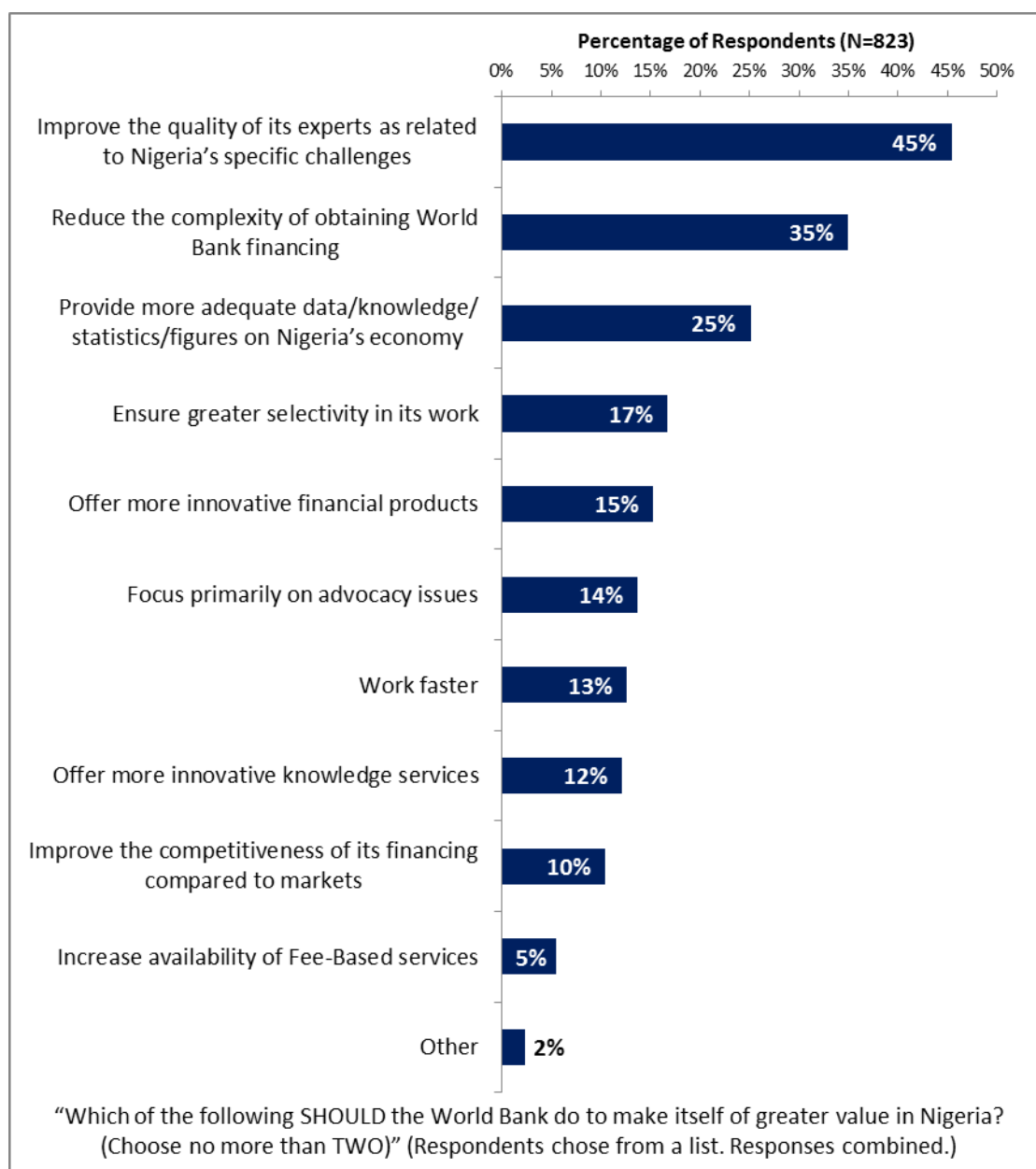
Role Significance

- Respondents from independent government institutions, the office of a Parliamentarian, and faith-based groups had the highest ratings that the World Bank should play a significant role in Nigeria's development in the near future whereas respondents from the media, NGOs/CBOs/private foundations, the judiciary branch, the office of the President/Minister, and other organizations had significantly lower ratings.



IX. The Future Role of the World Bank in Nigeria (continued)

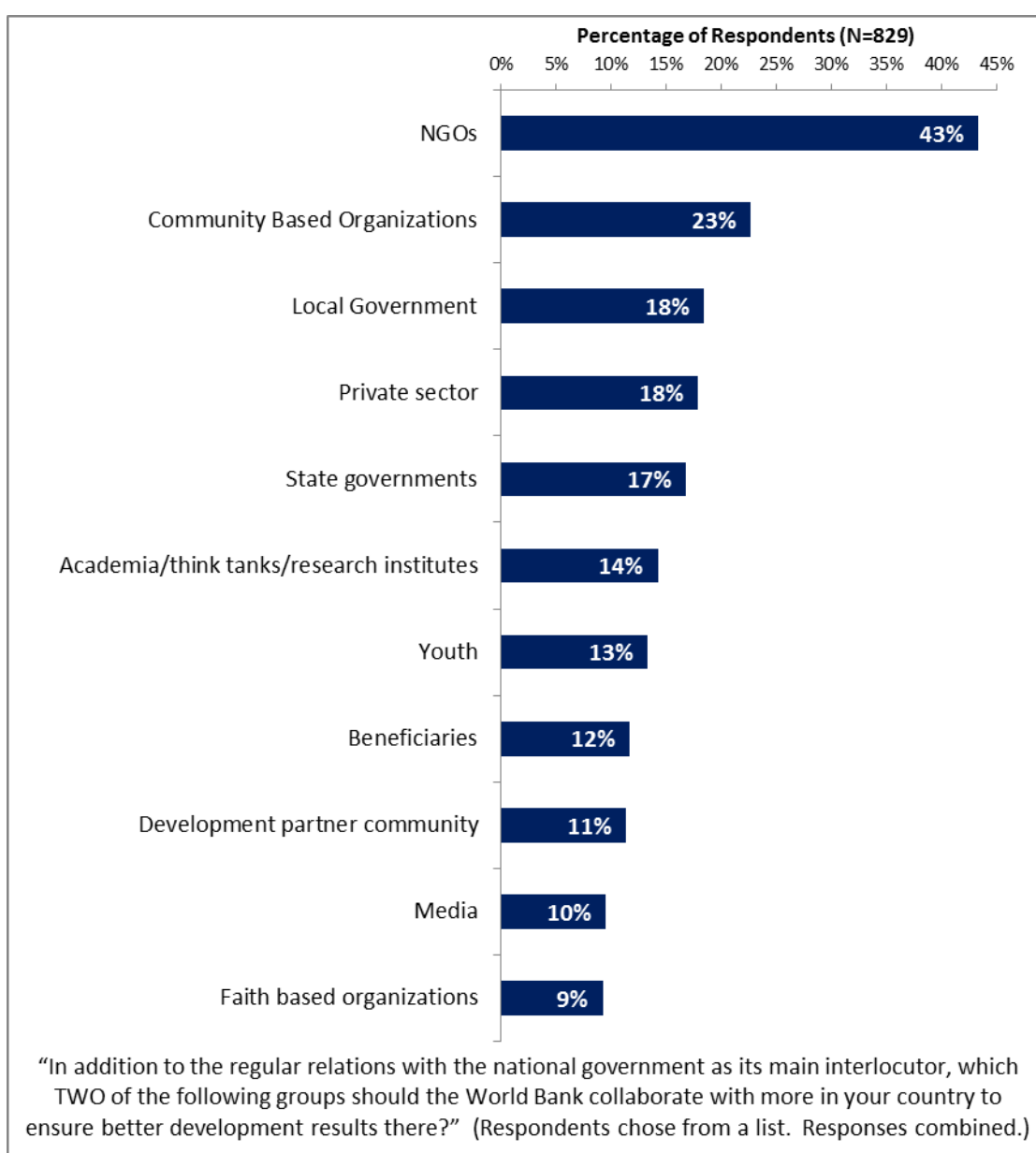
Making the Bank of Greater Value



IX. The Future Role of the World Bank in Nigeria (continued)

Collaborating in Nigeria

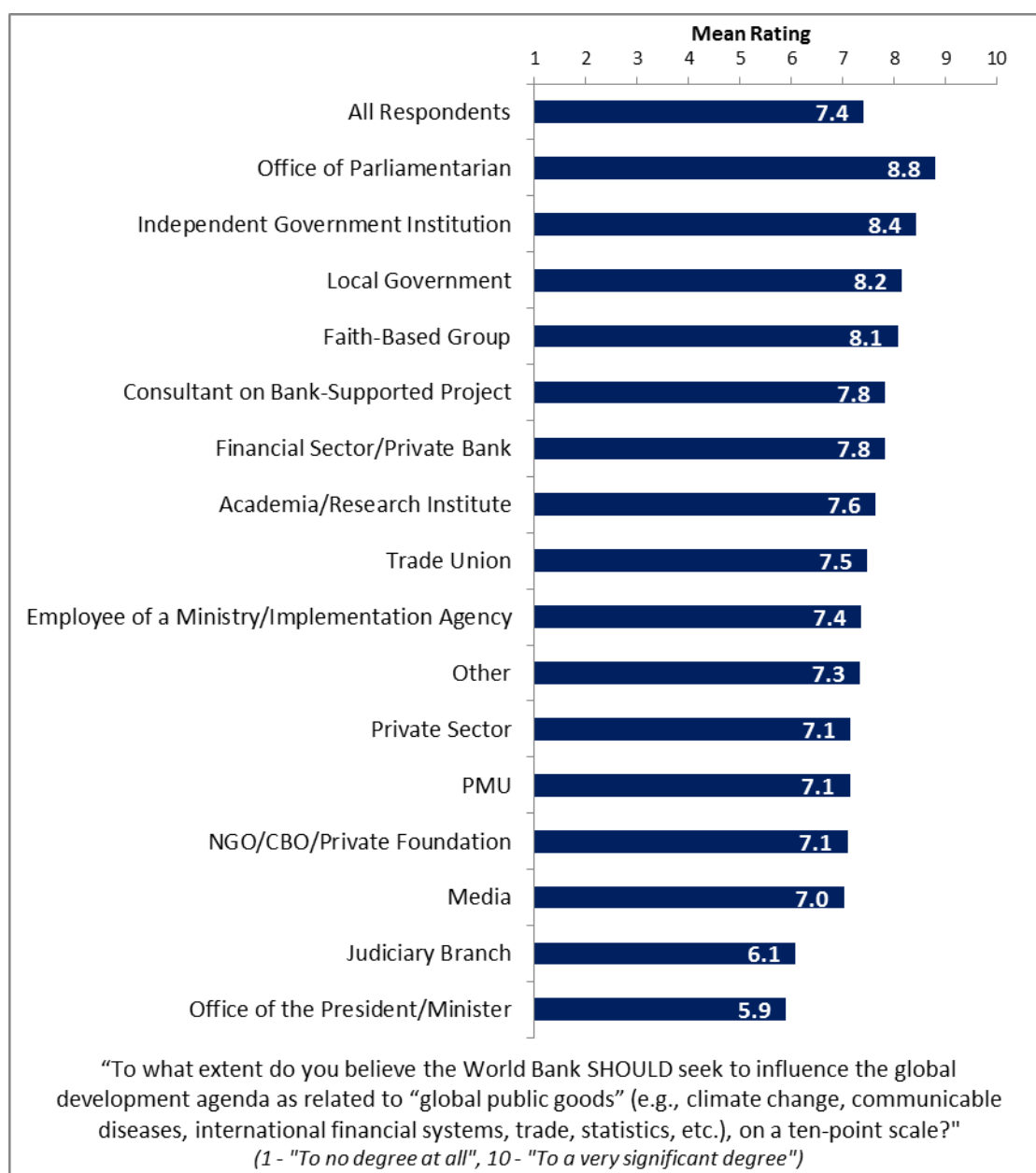
- Although pluralities of respondents from most stakeholder groups indicated that the World Bank should collaborate more with NGOs in Nigeria to ensure better development results, respondents from the office of a Parliamentarian indicated that the Bank should collaborate more with state governments, respondents from PMUs indicated that the Bank should collaborate more with CBOs and state governments, respondents from independent government institutions indicated that the Bank should collaborate more with local governments, and respondents from academia/research institutes indicated that the Bank should collaborate more with academia/think tanks/research institutes.



IX. The Future Role of the World Bank in Nigeria (continued)

Influencing the Global Development Agenda

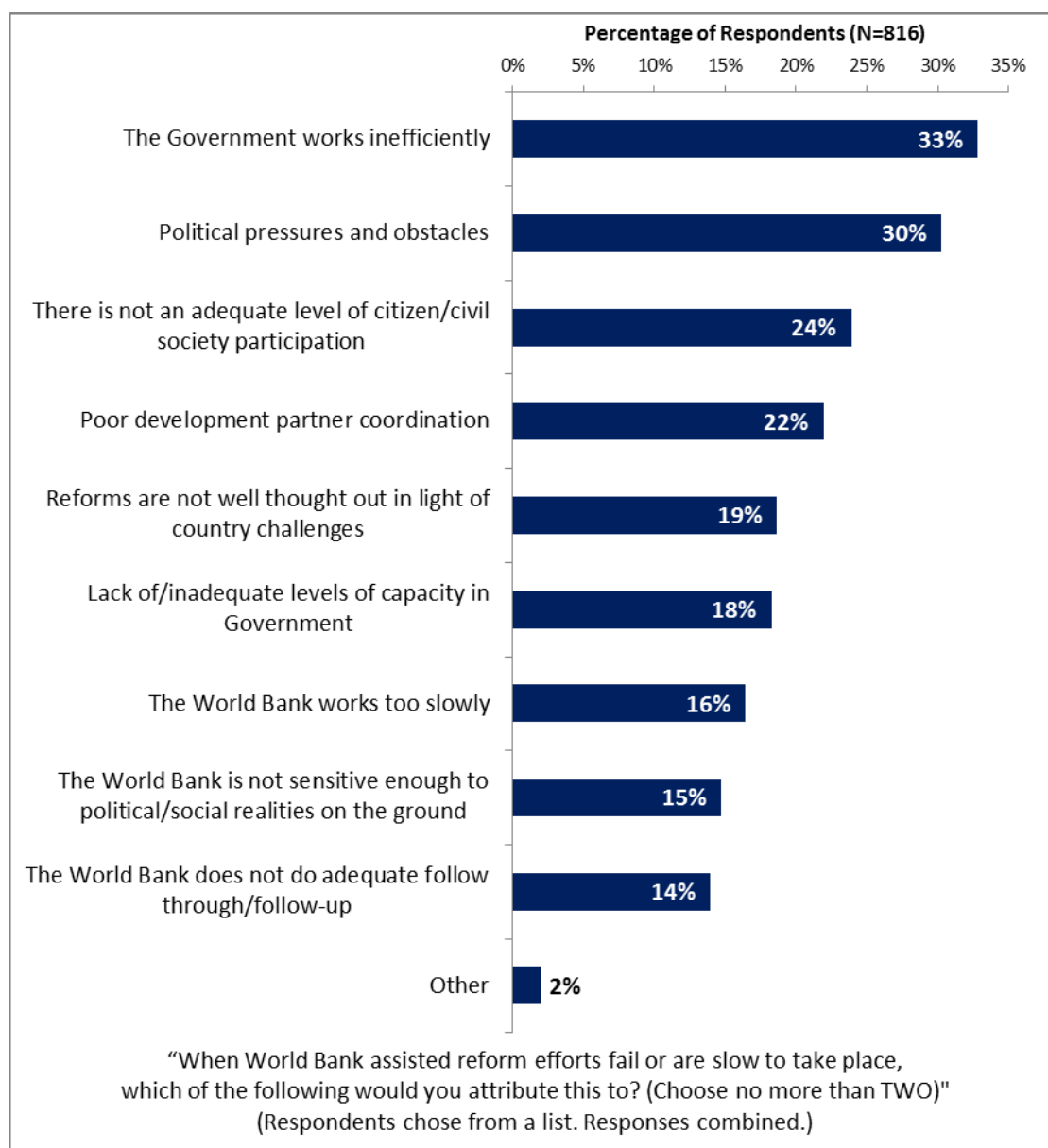
- Respondents from the office of a Parliamentarian, independent government institutions, local government, and faith-based groups had the highest ratings that the World Bank should seek to influence the global development agenda whereas respondents from the judiciary branch and the office of the President/Minister had significantly lower ratings.



IX. The Future Role of the World Bank in Nigeria (continued)

Attributing Slow or Failed Reform Efforts

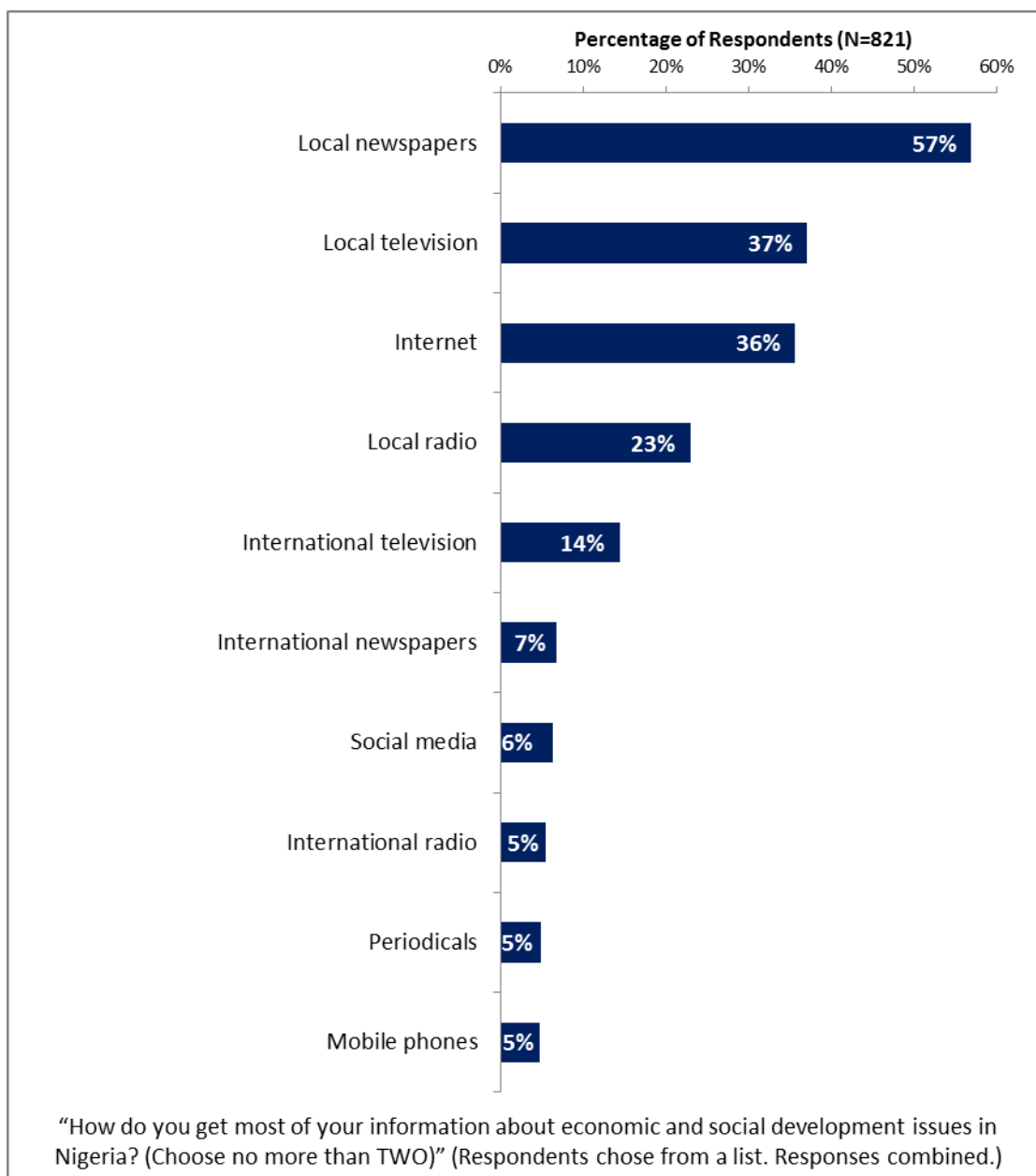
- Although pluralities of respondents from most stakeholder groups indicated that they attribute slow or failed reform efforts to the government working inefficiently or to political pressures, respondents from local government indicated that they were more likely to attribute it to the Bank working too slowly and respondents from independent government institutions indicated that they were more likely to attribute it to poor development partner coordination.



X. Communication and Openness

Information Sources

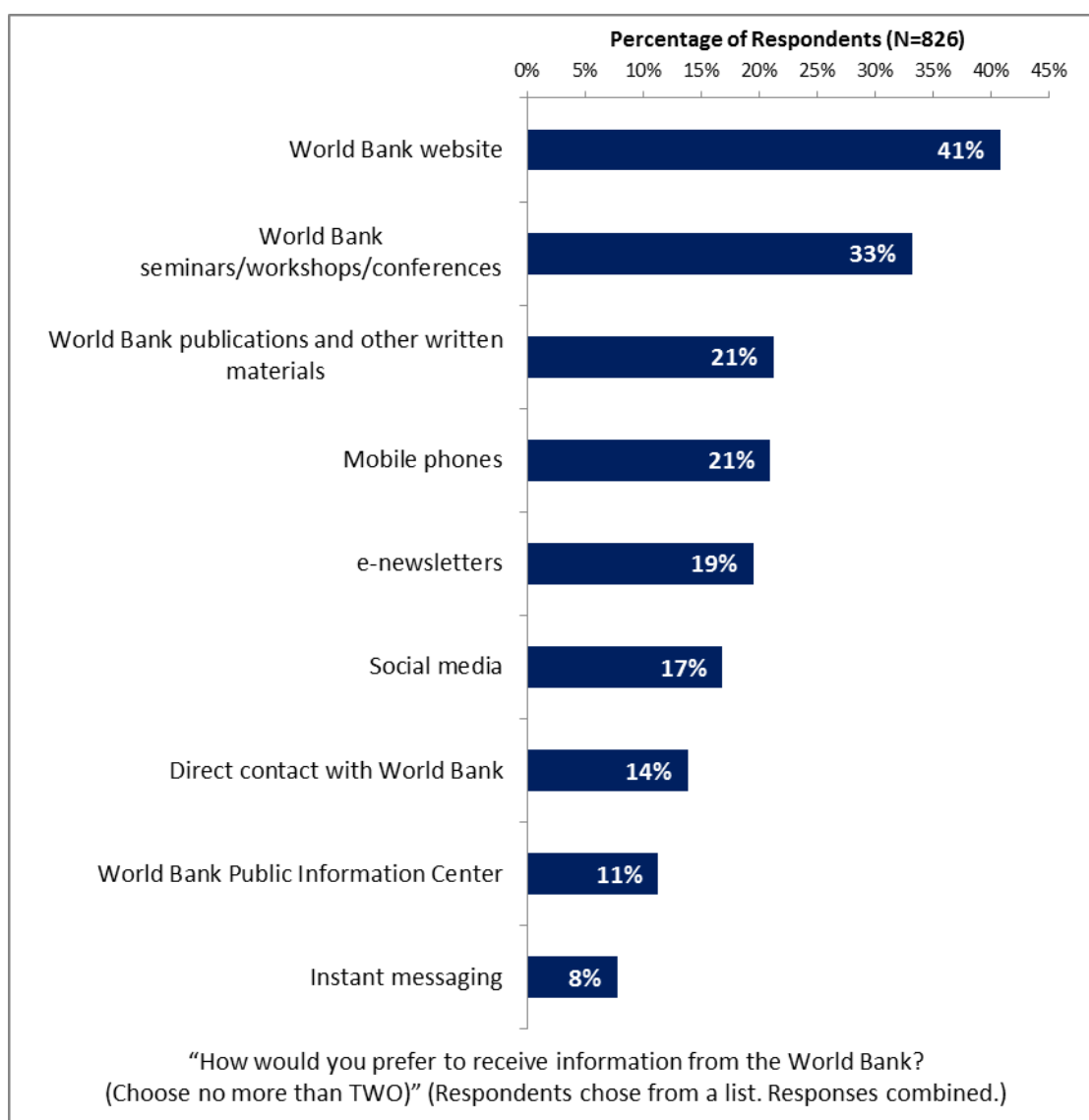
- Respondents in the FY '07 country survey indicated that they got most of their information about economic and social development issues in Nigeria from local newspapers (62%), followed by local television (36%) and local radio (33%).



X. Communication and Openness (continued)

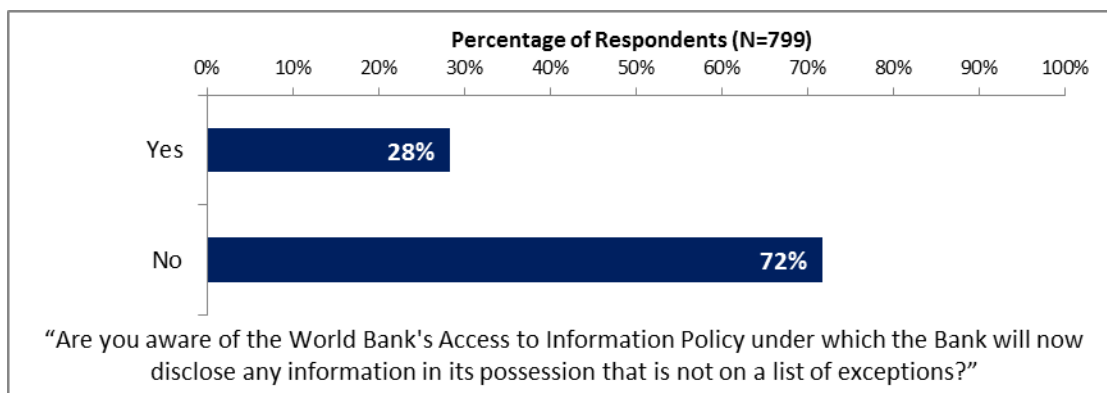
Preferred Information Sources

- Although pluralities of respondents from most stakeholder groups indicated that they preferred to receive information through the World Bank website or through World Bank seminars/workshops/conferences, consultants on Bank-supported projects preferred e-newsletters and respondents from independent government institutions indicated that they preferred social media.

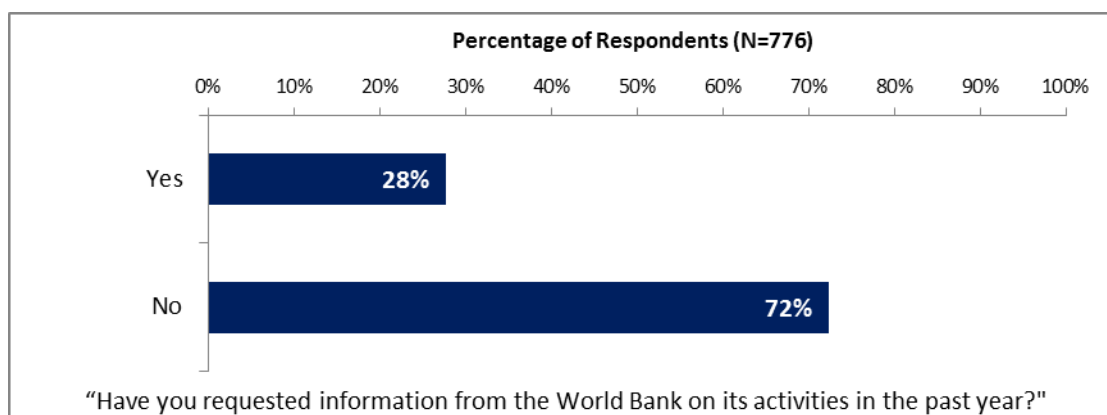


X. Communication and Openness (continued)

Access to Information



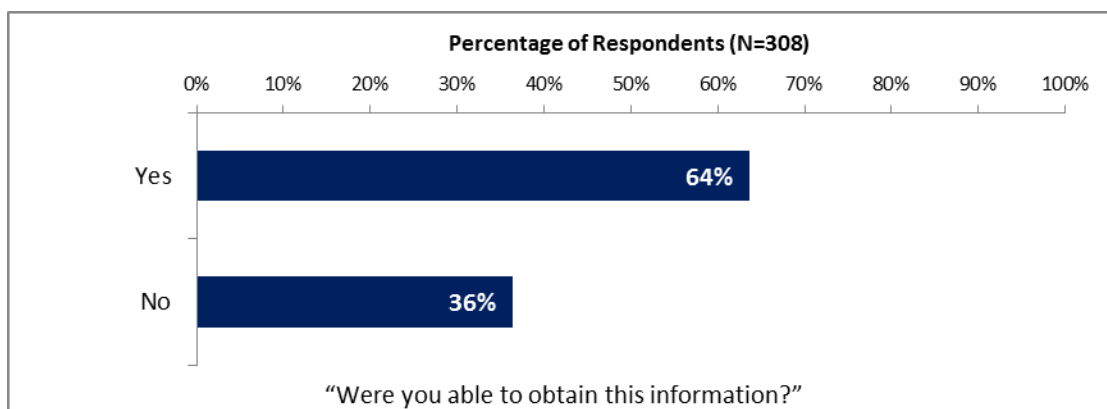
- Respondents from the office of a Parliamentarian, financial sector/private banks, NGOs/CBOs/private foundations, independent government institutions, trade unions, faith-based groups, and other organizations were significantly *less* likely to have requested information from the World Bank compared to respondents from other stakeholder groups.




X. Communication and Openness (continued)

Access to Information (continued)

- Respondents from the financial sector/private banks, NGOs/CBOs/private foundations, the media, trade unions, the judiciary branch, and other organizations were significantly *less* likely to have obtained this information compared to respondents from other stakeholder groups.



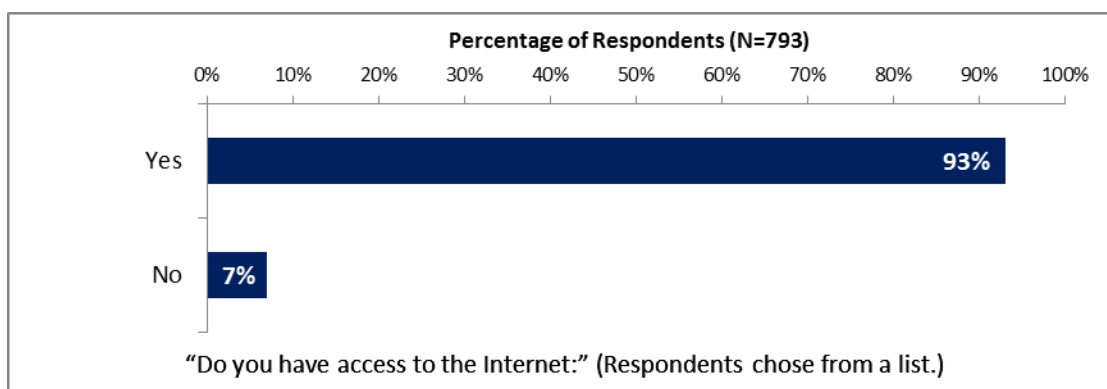
- Consultants on Bank-supported projects and respondents from academia had the highest levels of agreement that they use more World Bank data as a result of the Open Data policy whereas respondents from NGOs/CBOs/private foundations, independent government institutions, and faith-based groups had significantly lower levels of agreement.



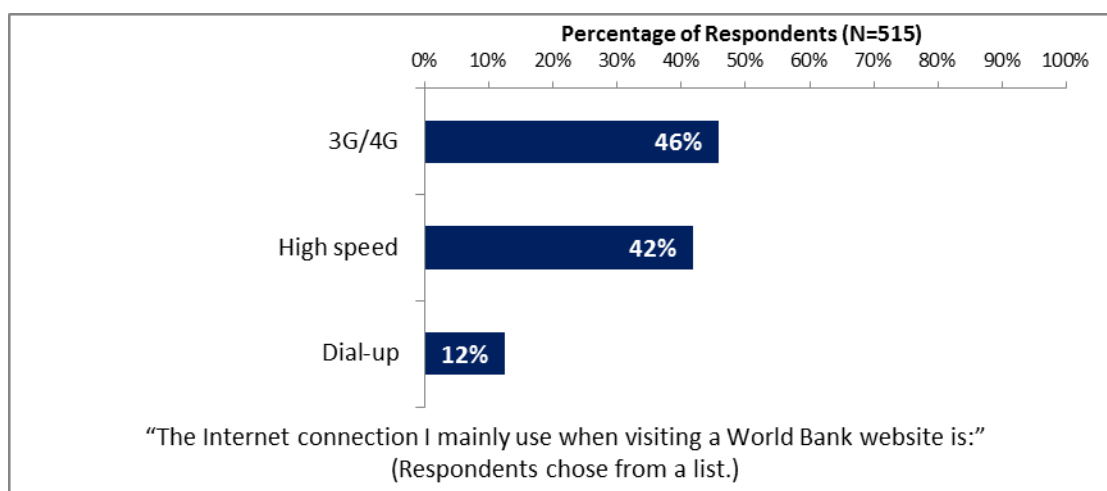
X. Communication and Openness (continued)

Internet Access

- Respondents from trade unions, faith-based groups, the judiciary, and other organizations were significantly *less* likely to have access to the Internet compared to respondents from other stakeholder groups.



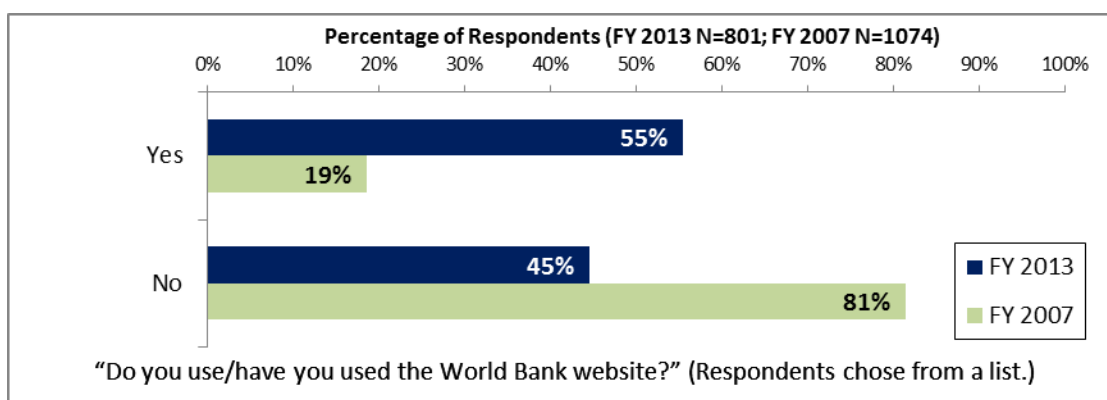
- Consultants on Bank-supported projects and respondents from the office of the President/Minister, the office of a Parliamentarian, the financial sector/private banks, NGOs/CBOs/private foundations, faith-based groups, academia, the judiciary branch, and other organizations indicated that they utilized 3G/4G Internet connections to access the Bank's website whereas employees of ministries/implementation agencies and respondents from PMUs, local government, the media, and independent government institutions indicated that they utilized high speed Internet connections.



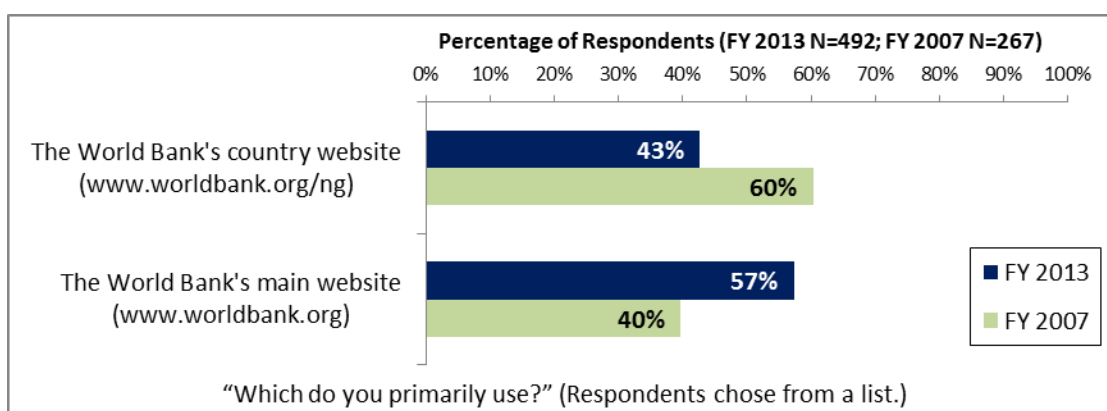
X. Communication and Openness (continued)

Website Usage

- Respondents in this year's country survey were significantly *more* likely to have used the Bank's website compared to respondents from the FY '07 country survey.
- Respondents from the office of a Parliamentarian, the financial sector/private banks, NGOs/CBOs/private foundations, trade unions, faith-based groups, and the judiciary branch were significantly *less* likely to have used the Bank's website compared to respondents from other stakeholder groups.




- Respondents in this year's country survey were significantly *more* likely to have used the Bank's main website compared to respondents from the FY '07 country survey.



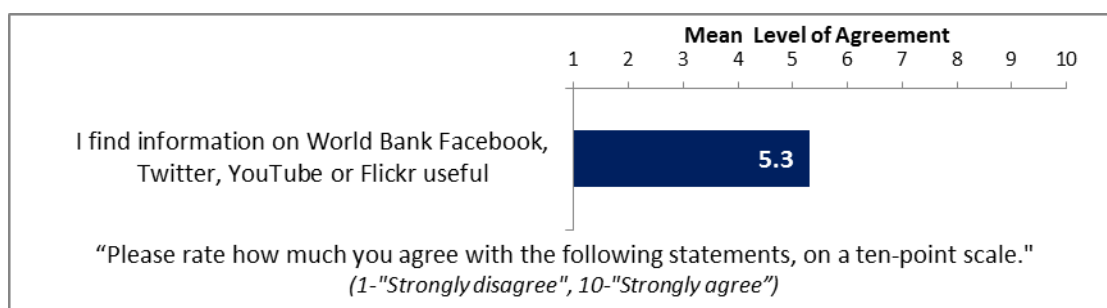
X. Communication and Openness (continued)

Website Evaluation

- Consultants on Bank-supported projects had the highest levels of agreement that they find information on the World Bank's websites useful whereas respondents from trade unions and the judiciary branch had significantly lower levels of agreement.
- Consultants on Bank-supported projects and respondents from independent government institutions had the highest levels of agreement that they find the World Bank's websites easy to navigate whereas respondents from NGOs/CBOs/private foundations, trade unions, and faith-based groups had significantly lower levels of agreement.



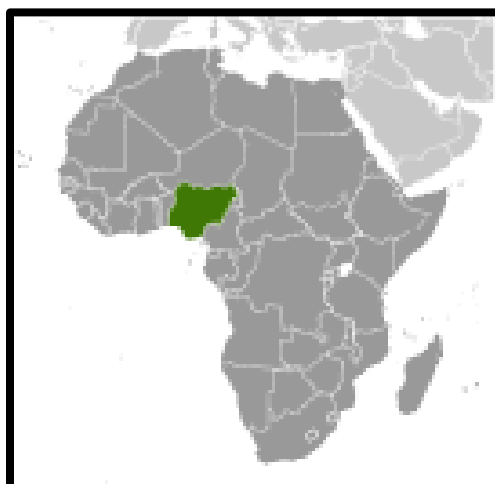
Social Media Evaluation



XI. Appendices

A. Responses to All Questions across All Respondents	51
B. Responses to All Questions by Stakeholder Groups	67
C. Responses to All Questions by Geographic Locations.....	90
D. Responses to All Questions by Year.....	110
E. Indicator Questions as a Function of Exposure to the Bank.....	113
F. World Bank Client Survey 2013 – Nigeria Questionnaire	114

NIGERIA



Appendix A: Responses to All Questions across All Respondents (N=835)

A. General Issues facing Nigeria

1. In general would you say that Nigeria is headed in...?	Percentage of Respondents (N=813)
The right direction	43.2%
The wrong direction	34.4%
Not sure	22.4%

2. When considering development priorities, which ONE development priority below is the most important in Nigeria? Which ONE is the second most important priority? Which ONE is the third most important priority?	Percentage of Respondents (N=809)			
	Most Important	2 nd Most Important	3 rd Most Important	Combined
Education	25.1%	13.7%	6.9%	45.7%
Anti-corruption	10.0%	8.7%	7.4%	26.2%
Job creation/employment	6.3%	8.5%	9.7%	24.5%
Rural development	14.1%	5.9%	3.7%	23.7%
Poverty reduction	6.4%	8.9%	7.2%	22.5%
Basic infrastructure	7.5%	7.3%	6.4%	21.2%
Energy	7.5%	6.4%	6.1%	20.0%
Agricultural development	2.5%	3.9%	8.4%	14.8%
Health	3.2%	3.2%	7.2%	13.6%
Governance	2.8%	4.1%	3.2%	10.1%
Youth employment	1.4%	3.2%	2.8%	7.4%
Economic growth	1.7%	1.6%	3.5%	6.8%
Crime and violence	1.0%	2.6%	2.2%	5.8%
Food security	1.5%	1.4%	2.8%	5.7%
Social protection	0.9%	2.1%	2.0%	4.9%
Transport	1.1%	1.6%	1.5%	4.2%
Water and sanitation	0.7%	1.7%	1.6%	4.1%
Natural resource management	0.6%	1.6%	1.7%	4.0%
Public sector reform	0.5%	2.1%	1.2%	3.8%
Public financial management	0.4%	2.0%	0.9%	3.2%
Domestic private sector development	0.7%	1.2%	0.7%	2.7%
Equality of opportunity	0.4%	0.7%	1.5%	2.6%
Monitoring and evaluation	0.1%	1.1%	1.0%	2.2%
Foreign direct investment	0.5%	1.2%	0.5%	2.2%
Global integration	0.5%	0.5%	0.7%	1.7%
Urban development	0.2%	0.6%	0.9%	1.7%
Environmental sustainability	0.1%	0.2%	1.2%	1.6%
Law and justice	0.4%	0.4%	0.9%	1.6%
Regional integration	0.2%	0.5%	0.7%	1.5%
Gender	0.1%	0.7%	0.6%	1.5%
Disaster management	0.1%	0.2%	1.0%	1.4%
Regulatory and institutional framework	0.2%	0.4%	0.6%	1.2%
Information and communications technology	0.2%	0.4%	0.6%	1.2%
Communicable/non-communicable diseases	0.0%	0.2%	0.9%	1.1%
Financial markets	0.1%	0.2%	0.5%	0.9%
Climate change	0.1%	0.4%	0.2%	0.7%
International trade	0.0%	0.2%	0.4%	0.6%
Regional trade	0.0%	0.2%	0.2%	0.5%

A. General Issues facing Nigeria (continued)

3. Poverty reduction is a broad term that encompasses work in many different areas. Which THREE areas of development listed below do you believe would contribute most to reducing poverty in Nigeria? (Choose no more than THREE)	Percentage of Respondents (Responses Combined; N=831)
Job creation/employment	36.3%
Education	34.9%
Economic growth	31.4%
Energy	24.7%
Anti-corruption	24.5%
Rural development	22.6%
Agricultural development	21.8%
Basic infrastructure	18.7%
Governance	9.7%
Health	9.3%
Equality of opportunity	8.5%
Food security	5.4%
Water and sanitation	4.6%
Crime and violence	4.5%
Natural resource management	3.9%
Urban development	3.7%
Social protection	3.7%
Law and justice	3.5%
Transport	3.4%
Domestic private sector development	3.4%
Information and communications technology	2.3%
Public sector reform	2.0%
Disaster management	1.8%
Environmental sustainability	1.7%
Public financial management	1.7%
Regional integration	1.3%
Gender	1.3%
Foreign direct investment	1.3%
Monitoring and evaluation	1.3%
Regulatory framework	0.8%
Communicable/non-communicable diseases	0.8%
Financial markets	0.8%
Trade and exports	0.7%
Other	0.7%
Climate change	0.4%
Global integration	0.4%

A. General Issues facing Nigeria (continued)

4. Economic growth can be driven by a number of factors. Which THREE areas below do you believe would contribute most to generating economic growth in Nigeria? (Choose no more than THREE)	Percentage of Respondents (Responses Combined; N=830)
Energy	54.5%
Education	29.2%
Agricultural development	28.3%
Job creation/employment	27.2%
Anti-corruption	24.3%
Basic infrastructure	18.2%
Governance	11.9%
Rural development	11.0%
Natural resource management	10.1%
Foreign direct investment	8.4%
Trade and exports	8.2%
Health	5.8%
Equality of opportunity	5.5%
Public financial management	4.9%
Domestic private sector development	4.7%
Information and communications technology	4.5%
Public sector reform	4.2%
Food security	4.2%
Transport	3.9%
Urban development	3.4%
Regulatory and institutional framework	3.4%
Environmental sustainability	2.7%
Global integration	2.4%
Law and justice	2.4%
Monitoring and evaluation	2.3%
Financial markets	2.3%
Water and sanitation	2.2%
Crime and violence	2.0%
Social protection	1.8%
Climate change	1.0%
Communicable/non-communicable diseases	1.0%
Regional integration	0.7%
Gender	0.7%
Other	0.7%
Disaster management	0.6%

B. Overall Attitudes toward the World Bank

Familiarity, Overall Effectiveness, and Bank Staff Preparedness	N	Mean	SD
1. How familiar are you with the work of the World Bank in Nigeria, on a ten-point scale? <i>(1-Not familiar at all, 10-Extremely familiar)</i>	828	5.89	2.44
2. Overall, please rate your impression of the World Bank's effectiveness in Nigeria, on a ten-point scale. <i>(1-Not effective at all, 10-Very effective)</i>	779	6.15	2.45
3. To what extent do you believe the World Bank's staff is well prepared (e.g., skills and knowledge) to help Nigeria solve its most complicated development challenges, on a ten-point scale? <i>(1-To no degree at all; 10-To a very significant degree)</i>	724	6.44	2.42

B. Overall Attitudes toward the World Bank (continued)

4. When thinking about how the World Bank can have the most impact on development results in Nigeria, in which sectoral areas do you believe the World Bank should focus most of its attention and resources in Nigeria? (Choose no more than THREE)	Percentage of Respondents (Responses Combined; N=831)
Education	40.7%
Rural development	33.3%
Energy	31.6%
Agricultural development	25.4%
Job creation/employment	24.3%
Poverty reduction	21.1%
Health	17.7%
Basic infrastructure	14.2%
Economic growth	10.6%
Anti-corruption	10.2%
Governance	7.6%
Crime and violence	5.8%
Public sector reform	4.8%
Public financial management	4.2%
Transport	4.0%
Foreign direct investment	3.9%
Domestic private sector development	3.6%
Food security	3.6%
Water and sanitation	3.2%
Natural resource management	3.2%
Monitoring and evaluation	2.6%
Urban development	2.3%
Gender	2.0%
Environmental sustainability	2.0%
Equality of opportunity	2.0%
Social protection	1.9%
Information and communications technology	1.8%
International trade	1.6%
Financial markets	1.3%
Regulatory framework	1.3%
Law and justice	1.2%
Climate change	1.1%
Global integration	0.7%
Communicable/non-communicable diseases	0.7%
Other	0.7%
Disaster management	0.6%
Regional integration	0.5%
Regional trade	0.5%

B. Overall Attitudes toward the World Bank (continued)

5. When thinking about the World Bank's role, which activity do you believe is of greatest VALUE and which activity is of second greatest value in Nigeria?	Percentage of Respondents (N=806)		
	Greatest Value	2 nd Greatest Value	Combined
Financial resources	41.3%	12.1%	53.4%
Training/capacity building	13.3%	20.5%	33.7%
Technical assistance	14.4%	18.7%	33.1%
Development partner coordination	8.1%	11.0%	19.1%
Mobilizing third party financial resources	6.2%	10.2%	16.4%
Policy advice	6.8%	8.2%	15.1%
Studies/analyses	2.0%	7.2%	9.2%
Data	3.1%	4.1%	7.2%
Linkage to non-Bank expertise	2.5%	3.5%	6.0%
Convening/facilitating	1.4%	3.5%	4.9%
Other	1.0%	0.9%	1.9%

6. Which of the following do you identify as the World Bank's greatest WEAKNESSES in its work in Nigeria? (Choose no more than TWO)	Percentage of Respondents (Responses Combined; N=809)
Imposing technocratic solutions without regard to political and societal realities	25.8%
Too bureaucratic in its operational policies and procedures	21.1%
Not enough public disclosure of its work	19.7%
Staff too inaccessible	18.2%
Too influenced by developed countries	16.7%
World Bank processes too slow and complex	12.9%
Not willing to honestly criticize policies and reform efforts in the country	12.1%
Not exploring alternative policy options	11.7%
Not adequately sensitive to political/social realities in Nigeria	11.0%
Not collaborating enough with non-state actors	8.9%
Not enough engagement at state levels	7.8%
Not aligned with country priorities	6.9%
Not client focused	6.1%
The credibility of its knowledge/data	4.6%
Arrogant in its approach	3.6%
Not aligned with other development partners' work	3.5%
Other	1.6%
Too much engagement at state levels	1.0%

7. Which World Bank instruments do you believe are the MOST effective in reducing poverty in Nigeria? (Choose no more than TWO)	Percentage of Respondents (Responses Combined; N=828)
Capacity development	49.9%
Investment lending	47.0%
Technical assistance	36.6%
Trust Fund management	20.2%
Knowledge products/services	15.7%
Policy based lending / Budget support to the Government	12.0%
Don't know	5.6%
Other	1.3%

B. Overall Attitudes toward the World Bank (continued)

8. Which World Bank instruments do you believe are the LEAST effective in reducing poverty in Nigeria? (Choose no more than TWO)	Percentage of Respondents (Responses Combined; N=819)
Trust Fund management	48.3%
Policy based lending / Budget support to the Government	45.5%
Investment lending	44.0%
Knowledge products/services	42.2%
Capacity development	39.3%
Technical assistance	38.6%
Don't know	38.5%
Other	9.2%

Global Development Agenda	N	Mean	SD
9. To what extent do you believe the World Bank SHOULD seek to influence the global development agenda as related to "global public goods" (e.g., climate change, communicable diseases, international financial systems, trade, statistics, etc.), on a ten-point scale? (1-To no degree at all, 10-To a very significant degree)	778	7.40	2.16

10. In addition to the regular relations with the national government as its main interlocutor, which TWO of the following groups should the World Bank collaborate with more in your country to ensure better development results there? (Choose no more than TWO)	Percentage of Respondents (Responses Combined; N=829)
NGOs	43.3%
Community Based Organizations	22.7%
Local Government	18.5%
Private sector	17.9%
State governments	16.8%
Academia/think tanks/research institutes	14.2%
Youth	13.3%
Beneficiaries	11.7%
Development partner community	11.3%
Media	9.5%
Faith based organizations	9.3%
Foundations	5.5%
Governors' Forum	2.3%
Parliament	1.4%
Other	0.5%

To what extent do you agree with the following statements about the World Bank's work in Nigeria, on a ten-point scale? (1-Strongly disagree, 10-Strongly agree)	Level of Agreement		
	N	Mean	SD
11. Overall the World Bank currently plays a relevant role in development in Nigeria	775	6.17	2.51
12. The World Bank's work is aligned with what I consider the development priorities for Nigeria	750	5.90	2.41
13. The World Bank supports programs and strategies that are realistic for Nigeria	754	6.06	2.43
14. The World Bank treats clients and stakeholders in Nigeria with respect	668	6.11	2.48

B. Overall Attitudes toward the World Bank (continued)

To what extent is the World Bank an effective development partner in Nigeria in terms of each of the following? (1-To no degree at all, 10-To a very significant degree)	Degree		
	N	Mean	SD
15. Responsiveness	727	5.69	2.43
16. Flexibility (in terms of the World Bank's products and services)	721	5.44	2.32
17. Flexibility (in terms of changing country circumstances)	738	5.35	2.27
18. Being inclusive	719	5.52	2.37
19. Openness (sharing data and other information)	752	6.00	2.53
20. Staff accessibility	710	5.16	2.62
21. Straightforwardness and honesty	703	6.29	2.47
22. Collaboration with groups outside of the Government (e.g., NGOs, academia, private sector)	754	5.85	2.47
23. Collaboration with the Government	776	7.00	2.31
24. Collaboration with other donors	733	6.27	2.36
25. Follow through over time	672	5.97	2.47

26. When World Bank assisted reform efforts fail or are slow to take place, which of the following would you attribute this to? (Choose no more than TWO)	Percentage of Respondents (Responses Combined; N=816)
The Government works inefficiently	32.8%
Political pressures and obstacles	30.3%
There is not an adequate level of citizen/civil society participation	23.9%
Poor development partner coordination	21.9%
Reforms are not well thought out in light of country challenges	18.6%
Lack of/inadequate levels of capacity in Government	18.3%
The World Bank works too slowly	16.4%
The World Bank is not sensitive enough to political/social realities on the ground	14.7%
The World Bank does not do adequate follow through/follow-up	14.0%
Other	2.0%

C. World Bank Effectiveness and Results

How effective do you believe the World Bank is in terms of the work it does in the following areas of development in Nigeria, on a ten-point scale? (1-Not effective at all, 10-Very effective)	Effectiveness		
	N	Mean	SD
1. Anti-corruption	737	3.87	2.64
2. Information and communications technology	737	5.56	2.59
3. Transport	745	4.96	2.53
4. Crime and violence	694	4.10	2.48
5. Law and justice	668	4.73	2.56
6. Urban development	760	5.81	2.48
7. Environmental sustainability	748	5.55	2.40
8. Regulatory framework	711	5.40	2.44
9. Basic infrastructure	769	5.75	2.44
10. Communicable/non-communicable diseases	759	6.37	2.37
11. Poverty reduction	759	5.38	2.55
12. Gender	709	5.49	2.33
13. Domestic private sector development	704	4.98	2.40
14. Foreign direct investment	717	5.71	2.41
15. Water and sanitation	757	5.99	2.46
16. Trade and exports	694	5.37	2.30
17. Economic growth	758	5.67	2.48
18. Energy	742	4.86	2.58
19. Disaster management	727	5.10	3.63
20. Monitoring and evaluation	735	5.77	2.47
21. Public financial management	722	5.59	2.37
22. Job creation/employment	753	4.92	2.52
23. Financial markets	708	5.40	2.47
24. Equality of opportunity	695	5.02	2.50
25. Health	769	6.30	2.46
26. Rural development	773	5.57	2.55
27. Global integration	725	5.87	2.36
28. Governance	751	5.26	2.44
29. Food security	749	5.22	2.52
30. Education	764	5.60	2.46
31. Social protection	711	4.93	2.47
32. Climate change	713	5.43	2.36
33. Public sector reform	724	5.15	2.42
34. Regional integration	725	5.43	2.50
35. Agricultural development	770	5.72	2.50
36. Community development	283	5.33	2.63
37. Natural resource management	642	4.94	2.29

C. World Bank Effectiveness and Results (continued)

Achieving Development Results	N	Mean	SD
38. To what extent does the World Bank's work help achieve sustainable development results in Nigeria, on a ten-point scale? (1-To no degree at all, 10-To a very significant degree)	780	6.46	2.21

To what extent do you agree with the following statements about the World Bank in Nigeria, on a ten-point scale? (1-Strongly agree; 10-Strongly disagree)	N	Mean	SD
39. The World Bank's financial instruments (i.e., investment lending, Development Policy Loan, Trust Funds, Program 4 Result, etc.) meet the needs of Nigeria	769	5.53	2.38
40. The World Bank meets Nigeria's needs for knowledge services (e.g., research analysis, data, technical assistance)	776	5.79	2.28

D. The World Bank's Knowledge

1. How frequently do you consult World Bank knowledge work and activities (e.g., data, analysis, reports) in the work you do?	Percentage of Respondents (N=825)
Weekly	6.7%
Monthly	13.8%
A few times a year	26.4%
Rarely	28.1%
Never	25.0%

D. The World Bank's Knowledge (continued)

2. When thinking about the development challenges in Nigeria, where do you believe it would be most valuable for the World Bank to focus its knowledge work and activities in the next few years? (Choose no more than THREE)	Percentage of Respondents (Responses Combined; N=831)
Education	43.8%
Energy	36.0%
Agricultural development	22.9%
Job creation/employment	22.7%
Anti-corruption	22.3%
Poverty reduction	20.9%
Economic growth	18.9%
Health	12.9%
Governance (i.e., government effectiveness)	12.8%
Public sector reform	10.5%
Rural development	9.1%
Basic infrastructure	7.3%
Crime and violence	5.8%
Domestic private sector development	4.9%
Transport	4.2%
Foreign direct investment	3.4%
Disaster management	3.4%
Food security	3.1%
Monitoring and evaluation	3.0%
Information and communications technology	2.9%
Water and sanitation	2.8%
Public financial management (e.g., public expenditure, fiscal system reform)	2.6%
Trade and exports (regional/international)	2.5%
Law and justice (e.g., judicial system)	2.4%
Natural resource management (e.g., oil, gas, mining)	2.2%
Social protection (e.g., pensions, targeted social assistance)	2.0%
Urban development	2.0%
Financial markets	1.8%
Equality of opportunity (i.e., equity)	1.7%
Gender	1.6%
Environmental sustainability	1.3%
Regulatory framework	1.3%
Climate change (e.g., mitigation, adaptation)	0.8%
Regional integration	0.7%
Communicable/non-communicable diseases	0.6%
Global integration	0.2%

In Nigeria, how effective do you believe the World Bank's knowledge work and activities are: (1-Not effective at all, 10-Very effective)	Level of Effectiveness		
	N	Mean	SD
3. Raising your awareness of the particular topic	763	5.65	2.43
4. Stimulating public debate/dialogue	738	5.55	2.40
5. Enhancing your knowledge and/or skills	759	5.75	2.46
6. Contributing to good policy making	760	6.00	2.44
7. Providing support for program implementation	766	6.30	2.45

D. The World Bank's Knowledge (continued)

In Nigeria, to what extent do you believe that the World Bank's knowledge work and activities: <i>(1-To no degree at all, 10-To a very significant degree)</i>	Degree		
	N	Mean	SD
8. Are available when needed	724	5.54	2.56
9. Include appropriate level of stakeholder involvement during preparation	717	5.75	2.36
10. Are relevant to Nigeria's development priorities	782	5.95	2.36
11. Provide feasible recommendations	742	5.87	2.26
12. Are accessible	737	5.75	2.46
13. A source of relevant information on global good practices	771	6.36	2.36
14. Are adequately disseminated	748	5.45	2.47
15. Are appropriately translated	742	5.59	2.48
16. Are adaptable to Nigeria's specific development challenges and country circumstances	755	5.70	2.38

Overall Evaluations	N	Mean	SD
16. Overall, how significant a contribution do you believe the World Bank's knowledge work and research make to development results in your country, on a ten-point scale? <i>(1-Not significant at all, 10-Very significant)</i>	774	6.48	2.22
17. Overall, how would you rate the technical quality of the World Bank's knowledge/research, on a ten-point scale? <i>(1-Very low technical quality, 10-Very high technical quality)</i>	780	6.96	2.05
18. Overall, how effective is the World Bank at providing linkage to non-Bank expertise (e.g., South-South knowledge sharing, etc.)? <i>(1-Not effective at all, 10-Very effective)</i>	672	5.95	2.26

E. Working with the World Bank

To what extent do you agree/disagree with the following statements, on a ten-point scale? <i>(1-Strongly disagree, 10-Strongly agree)</i>	Level of Agreement		
	N	Mean	SD
1. The World Bank disburses funds promptly	673	5.47	2.53
2. The World Bank effectively monitors and evaluates the projects and programs it supports	757	6.18	2.42
3. The World Bank's approvals and reviews are done in a timely fashion	694	5.79	2.37
4. The World Bank's "Safeguard Policy" requirements are reasonable	681	6.21	2.31
5. The World Bank imposes reasonable conditions on its lending	712	5.91	2.46
6. Working with the World Bank increases Nigeria's institutional capacity	758	6.41	2.36
7. The World Bank ensures consistency and continuity through staff changes	652	6.02	2.41
8. The World Bank's teams and visits are well coordinated	684	6.43	2.34
9. Where country systems are adequate, the World Bank makes appropriate use of them	692	6.24	2.41
10. The World Bank provides effective implementation support	744	6.38	2.48

F. The Future Role of the World Bank in Nigeria

The Bank's Role	N	Mean	SD
1. How significant a role do you believe the World Bank SHOULD play in Nigeria's development in the near future, on a ten-point scale? (1-Not a significant role at all, 10-Very significant role)	810	8.07	1.91

2. Which of the following SHOULD the World Bank do to make itself of greater value in Nigeria? (Choose no more than TWO)	Percentage of Respondents (Responses Combined; N=823)
Improve the quality of its experts as related to Nigeria's specific challenges	45.4%
Reduce the complexity of obtaining World Bank financing	35.0%
Provide more adequate data/knowledge/ statistics/figures on Nigeria's economy	25.2%
Ensure greater selectivity in its work	16.8%
Offer more innovative financial products	15.3%
Focus primarily on advocacy issues	13.7%
Work faster	12.6%
Offer more innovative knowledge services	12.2%
Improve the competitiveness of its financing compared to markets	10.4%
Increase availability of Fee-Based services	5.5%
Other	2.3%

G. Communication and Information Sharing

1. How do you get most of your information about economic and social development issues in Nigeria? (Choose no more than TWO)	Percentage of Respondents (Responses Combined; N=821)
Local newspapers	56.9%
Local television	37.0%
Internet	35.6%
Local radio	22.9%
International television	14.4%
International newspapers	6.7%
Social media	6.2%
International radio	5.4%
Periodicals	4.9%
Mobile phones	4.8%
Other	0.9%
Instant messaging	0.6%
Blogs	0.1%

G. Communication and Information Sharing (continued)

2. How would you prefer to receive information from the World Bank? (Choose no more than TWO)	Percentage of Respondents (Responses Combined; N=826)
World Bank website	40.8%
World Bank seminars/workshops/conferences	33.2%
World Bank publications and other written materials	21.2%
Mobile phones	20.9%
e-newsletters	19.5%
Social media	16.8%
Direct contact with World Bank	13.8%
World Bank Public Information Center	11.3%
Instant messaging	7.7%
Other	3.9%
Blogs	0.5%

3. Are you aware of the World Bank's Access to Information Policy under which the Bank will now disclose any information in its possession that is not a list of exceptions?	Percentage of Respondents (N=799)
Yes	28.3%
No	71.7%

4. Have you requested information from the World Bank on its activities in the past year?	Percentage of Respondents (N=776)
Yes	27.7%
No	72.3%

5. Were you able to obtain this information?	Percentage of Respondents (N=308)
Yes	63.6%
No	36.4%

6. Do you have access to the Internet?	Percentage of Respondents (N=793)
Yes	93.1%
No	6.9%

7. Do you use/have used the World Bank website?	Percentage of Respondents (N=801)
Yes	55.4%
No	44.6%

8. Which do you primarily use?	Percentage of Respondents (N=492)
The World Bank's country website (www.worldbank.org/ng)	42.7%
The World Bank's main website (www.worldbank.org)	57.3%

9. The Internet connection I mainly use when visiting a World Bank website is:	Percentage of Respondents (N=515)
3G/4G	45.8%
High speed	41.7%
Dial-up	12.4%

Please rate how much you agree with the following statements, on a ten-point scale. (1-Strongly disagree, 10-Strongly agree)	Level of Agreement		
	N	Mean	SD
10. I use more data from the World Bank as a result of the organization's Open Data policy	603	4.91	2.80
11. I find the World Bank websites easy to navigate.	527	6.08	2.55
12. I find the information on the World Bank's websites useful.	508	6.49	2.53
13. I find information on World Bank Facebook, Twitter, YouTube or Flickr useful	484	5.31	2.86
14. When I need information from the World Bank I know how to find it	637	5.88	2.91
15. The World Bank is responsive to my information requests and inquiries	558	5.48	2.92

H. Background Information

1. Which of the following best describes your current position? (Please mark only ONE response)	Percentage of Respondents (N=829)
Employee of a Ministry/Implementation Agency	18.5%
Private Sector Organization	12.3%
NGO	12.1%
Academia/Research Institute/Think Tank	10.1%
Faith-Based Group	7.0%
Financial Sector/Private Bank	6.9%
Media	6.2%
Trade Union	4.9%
Local Government Office or Staff	4.0%
Project Management Unit	3.6%
Other	3.3%
Consultant on World Bank-Supported Project	2.2%
Judiciary Branch	1.4%
Office of Minister	1.3%
Office of Parliamentarian	1.2%
Private Foundation	1.2%
Independent Government Institution	1.2%
Office of the President	1.0%
Community Based Organization	0.7%
Bilateral Agency	0.6%
Multilateral Agency	0.4%

H. Background Information (continued)

2. Please identify the primary specialization of your work. (Please mark only ONE response)	Percentage of Respondents (N=820)
Other	15.1%
Education	12.6%
Health	9.4%
Financial markets	7.3%
Governance	7.3%
Information and communications technology	4.5%
Job creation/employment	3.5%
Law and justice	3.4%
Economic growth	3.2%
Agricultural development	2.9%
Trade and exports	2.3%
Environmental sustainability	2.2%
Monitoring and evaluation	2.2%
Basic infrastructure	2.1%
Energy	2.1%
Water and sanitation	2.1%
Domestic private sector development	2.0%
Public sector reform	1.8%
Poverty reduction	1.7%
Anti-corruption	1.6%
Transport	1.5%
Natural resource management	1.3%
Urban development	1.2%
Public financial management	1.1%
Crime and violence	1.0%
Rural development	1.0%
Gender	0.9%
Social protection	0.9%
Regulatory framework	0.7%
Food security	0.6%
Equality of opportunity	0.4%
Foreign direct investment	0.1%
Global integration	0.1%

H. Background Information (continued)

3. Currently, do you professionally collaborate/work with the World Bank in your country?	Percentage of Respondents (N=820)
Yes	26.3%
No	73.7%

4. Which of the following describes most of your exposure to the World Bank in Nigeria? (Choose no more than TWO)	Percentage of Respondents (N=789)
Observer	62.5%
Use World Bank reports/data	26.9%
Engage in World Bank related/sponsored events/activities	26.1%
Use World Bank communication tools for information, data, research, etc.	23.4%
Collaborate as part of my professional duties	15.5%

5. Which best represents your geographic location?	Percentage of Respondents (N=828)
Lagos	18.1%
FCT	17.9%
Enugu	13.9%
Cross River	13.6%
Edo	12.3%
Kaduna	12.3%
Adamawa	11.8%

Appendix B: Responses to All Questions by Stakeholder Groups

A. General Issues facing Nigeria

In general, would you say that Nigeria is headed in...?

Percentage of Respondents	Office of the President	Office of Parliamentarian	Employee of a Ministry	Consultant on Bank Project	PMU	Local Government	Private Sector	Financial Sector/Bank	NGO/CBO/Private Foundation	Media	Indep. Govt. Inst.	Trade Union	Faith-Based Group	Academia	Judiciary Branch	Other
In the right direction	27.8%	44.4%	57.3%	25.0%	56.7%	27.3%	49.0%	35.7%	31.3%	52.9%	40.0%	31.7%	38.6%	43.8%	36.4%	41.2%
In the wrong direction	61.1%	11.1%	25.3%	31.3%	26.7%	51.5%	32.3%	33.9%	40.9%	27.5%	40.0%	39.0%	38.6%	38.8%	45.5%	26.5%
Don't know	11.1%	44.4%	17.3%	43.8%	16.7%	21.2%	18.8%	30.4%	27.8%	19.6%	20.0%	29.3%	22.8%	17.5%	18.2%	32.4%

**Significantly different between stakeholder groups*

A. General Issues facing Nigeria (continued)

When considering development priorities, which ONE development priority below is the most important in Nigeria? Which ONE is the second most important priority? Which ONE is the third most important priority?

MOST Important Percentage of Respondents	Office of the President	Office of Parliamentarian	Employee of a Ministry	Consultant on Bank Project	PMU	Local Government	Private Sector	Financial Sector/Bank	NGO/CBO/Private Foundation	Media	Indep. Govt. Inst.	Trade Union	Faith-Based Group	Academia	Judiciary Branch	Other
Rural development	11.1%	10.0%	21.5%	23.5%	16.7%	3.0%	9.2%	10.7%	11.6%	29.4%	0.0%	19.5%	8.9%	12.8%	0.0%	6.1%
Education	38.9%	20.0%	22.1%	23.5%	13.3%	36.4%	27.6%	19.6%	21.4%	21.6%	50.0%	24.4%	23.2%	33.3%	50.0%	24.2%
Social protection	0.0%	0.0%	0.0%	0.0%	0.0%	0.0%	0.0%	0.0%	1.8%	2.0%	0.0%	2.4%	1.8%	0.0%	8.3%	3.0%
Transport	0.0%	10.0%	0.0%	0.0%	3.3%	0.0%	1.0%	0.0%	0.9%	3.9%	0.0%	2.4%	0.0%	1.3%	0.0%	3.0%
Basic infrastructure	5.6%	0.0%	9.4%	11.8%	16.7%	0.0%	8.2%	17.9%	3.6%	7.8%	10.0%	0.0%	3.6%	9.0%	8.3%	6.1%
Poverty reduction	16.7%	10.0%	7.4%	17.6%	3.3%	9.1%	7.1%	7.1%	8.9%	2.0%	0.0%	4.9%	0.0%	2.6%	0.0%	9.1%
Public sector reform	0.0%	0.0%	0.0%	0.0%	0.0%	0.0%	0.0%	0.0%	0.9%	0.0%	0.0%	0.0%	0.0%	1.3%	8.3%	3.0%
Regional integration	0.0%	0.0%	0.0%	0.0%	0.0%	0.0%	0.0%	0.0%	1.8%	0.0%	0.0%	0.0%	0.0%	0.0%	0.0%	0.0%
Global integration	0.0%	0.0%	0.0%	0.0%	0.0%	3.0%	0.0%	1.8%	0.9%	0.0%	0.0%	2.4%	0.0%	0.0%	0.0%	0.0%
Gender	0.0%	0.0%	0.0%	0.0%	0.0%	0.0%	0.0%	0.0%	0.9%	0.0%	0.0%	0.0%	0.0%	0.0%	0.0%	0.0%
Domestic private sector development	0.0%	0.0%	0.0%	0.0%	3.3%	0.0%	2.0%	0.0%	0.0%	0.0%	0.0%	0.0%	0.0%	1.3%	0.0%	6.1%
Foreign direct investment	0.0%	0.0%	0.0%	0.0%	0.0%	0.0%	2.0%	0.0%	0.0%	2.0%	0.0%	2.4%	0.0%	0.0%	0.0%	0.0%
Water and sanitation	0.0%	0.0%	1.3%	0.0%	0.0%	0.0%	1.0%	0.0%	2.7%	0.0%	0.0%	0.0%	0.0%	0.0%	0.0%	0.0%
Anti-corruption	0.0%	10.0%	6.7%	11.8%	13.3%	12.1%	13.3%	19.6%	11.6%	3.9%	10.0%	9.8%	8.9%	10.3%	8.3%	6.1%
Monitoring and evaluation	0.0%	0.0%	0.0%	0.0%	0.0%	0.0%	0.0%	0.0%	0.0%	0.0%	0.0%	2.4%	0.0%	0.0%	0.0%	0.0%
Public financial management	0.0%	0.0%	0.7%	0.0%	0.0%	0.0%	0.0%	0.0%	0.9%	0.0%	0.0%	0.0%	0.0%	1.3%	0.0%	0.0%
Job creation/employment	5.6%	10.0%	4.0%	0.0%	0.0%	6.1%	6.1%	5.4%	7.1%	11.8%	0.0%	2.4%	16.1%	5.1%	8.3%	6.1%
Youth employment	0.0%	0.0%	0.7%	0.0%	0.0%	0.0%	3.1%	1.8%	1.8%	2.0%	0.0%	0.0%	1.8%	2.6%	0.0%	0.0%
Governance	0.0%	10.0%	0.0%	0.0%	6.7%	3.0%	3.1%	3.6%	3.6%	5.9%	0.0%	4.9%	3.6%	2.6%	0.0%	3.0%
Financial markets	0.0%	0.0%	0.0%	0.0%	0.0%	0.0%	0.0%	0.0%	0.0%	0.0%	0.0%	0.0%	1.8%	0.0%	0.0%	0.0%
Urban development	0.0%	0.0%	0.7%	0.0%	0.0%	0.0%	0.0%	0.0%	0.0%	0.0%	0.0%	0.0%	0.0%	0.0%	0.0%	0.0%
Natural resource management	0.0%	0.0%	0.0%	0.0%	0.0%	0.0%	0.0%	0.0%	0.9%	0.0%	0.0%	0.0%	3.6%	1.3%	0.0%	3.0%
Environmental sustainability	0.0%	0.0%	0.7%	0.0%	0.0%	0.0%	0.0%	0.0%	0.0%	0.0%	0.0%	0.0%	0.0%	0.0%	0.0%	0.0%
Equality of opportunity	0.0%	0.0%	0.7%	0.0%	0.0%	0.0%	0.0%	0.0%	0.9%	0.0%	0.0%	0.0%	1.8%	0.0%	0.0%	0.0%
Health	5.6%	0.0%	3.4%	0.0%	3.3%	0.0%	3.1%	1.8%	2.7%	2.0%	20.0%	2.4%	3.6%	3.8%	0.0%	9.1%
Communicable/non-communicable diseases	0.0%	0.0%	0.0%	0.0%	0.0%	0.0%	0.0%	0.0%	0.0%	0.0%	0.0%	0.0%	0.0%	0.0%	0.0%	0.0%
Energy	16.7%	10.0%	10.1%	0.0%	10.0%	12.1%	3.1%	7.1%	6.3%	3.9%	10.0%	12.2%	7.1%	6.4%	8.3%	6.1%
Food security	0.0%	0.0%	3.4%	0.0%	0.0%	12.1%	2.0%	0.0%	0.0%	0.0%	0.0%	0.0%	1.8%	0.0%	0.0%	0.0%
Climate change	0.0%	0.0%	0.7%	0.0%	0.0%	0.0%	0.0%	0.0%	0.0%	0.0%	0.0%	0.0%	0.0%	0.0%	0.0%	0.0%
Disaster management	0.0%	0.0%	0.0%	5.9%	0.0%	0.0%	0.0%	0.0%	0.0%	0.0%	0.0%	0.0%	0.0%	0.0%	0.0%	0.0%
Agricultural development	0.0%	0.0%	0.7%	5.9%	6.7%	0.0%	2.0%	3.6%	5.4%	2.0%	0.0%	2.4%	1.8%	3.8%	0.0%	0.0%
Regional trade	0.0%	0.0%	0.0%	0.0%	0.0%	0.0%	0.0%	0.0%	0.0%	0.0%	0.0%	0.0%	0.0%	0.0%	0.0%	0.0%
International trade	0.0%	0.0%	0.0%	0.0%	0.0%	0.0%	0.0%	0.0%	0.0%	0.0%	0.0%	0.0%	0.0%	0.0%	0.0%	0.0%
Crime and violence	0.0%	10.0%	0.7%	0.0%	0.0%	3.0%	1.0%	0.0%	0.0%	0.0%	0.0%	2.4%	3.6%	0.0%	0.0%	3.0%
Economic growth	0.0%	0.0%	4.0%	0.0%	0.0%	0.0%	2.0%	0.0%	1.8%	0.0%	0.0%	2.4%	5.4%	0.0%	0.0%	0.0%
Law and justice	0.0%	0.0%	0.0%	0.0%	0.0%	0.0%	1.0%	0.0%	0.9%	0.0%	0.0%	0.0%	0.0%	0.0%	0.0%	3.0%
Regulatory and institutional framework	0.0%	0.0%	0.0%	0.0%	0.0%	0.0%	1.0%	0.0%	0.9%	0.0%	0.0%	0.0%	0.0%	0.0%	0.0%	0.0%
Information and communications technology	0.0%	0.0%	0.0%	0.0%	0.0%	0.0%	0.0%	0.0%	0.0%	0.0%	0.0%	0.0%	1.8%	1.3%	0.0%	0.0%

A. General Issues facing Nigeria (continued)

When considering development priorities, which ONE development priority below is the most important in Nigeria? Which ONE is the second most important priority? Which ONE is the third most important priority?

2 nd MOST Important Percentage of Respondents	Office of the President	Office of Parliamen- tarian	Employee of a Ministry	Consultant on Bank Project	PMU	Local Government	Private Sector	Financial Sector/ Bank	NGO/CBO/ Private Foundation	Media	Indep. Govt. Inst.	Trade Union	Faith- Based Group	Academia	Judiciary Branch	Other
Rural development	0.0%	10.0%	7.4%	0.0%	6.7%	3.0%	5.1%	10.7%	7.1%	2.0%	0.0%	0.0%	7.1%	7.7%	8.3%	5.9%
Education	16.7%	20.0%	18.8%	16.7%	6.7%	15.2%	13.1%	8.9%	12.4%	22.0%	0.0%	12.2%	7.1%	12.8%	8.3%	14.7%
Social protection	0.0%	0.0%	2.0%	0.0%	3.3%	0.0%	0.0%	1.8%	3.5%	0.0%	0.0%	7.3%	1.8%	3.8%	0.0%	2.9%
Transport	5.6%	0.0%	0.7%	0.0%	3.3%	0.0%	3.0%	1.8%	0.0%	2.0%	10.0%	2.4%	0.0%	1.3%	0.0%	5.9%
Basic infrastructure	5.6%	0.0%	6.7%	11.1%	13.3%	9.1%	8.1%	5.4%	7.1%	8.0%	20.0%	2.4%	3.6%	7.7%	25.0%	5.9%
Poverty reduction	16.7%	0.0%	10.7%	5.6%	6.7%	18.2%	9.1%	10.7%	4.4%	10.0%	10.0%	12.2%	5.4%	6.4%	16.7%	5.9%
Public sector reform	0.0%	0.0%	2.0%	5.6%	3.3%	6.1%	0.0%	0.0%	2.7%	2.0%	0.0%	2.4%	1.8%	2.6%	0.0%	5.9%
Regional integration	0.0%	10.0%	0.7%	0.0%	0.0%	0.0%	0.0%	0.0%	0.0%	0.0%	0.0%	0.0%	1.8%	1.3%	0.0%	0.0%
Global integration	0.0%	0.0%	0.7%	0.0%	0.0%	0.0%	0.0%	0.0%	0.9%	0.0%	0.0%	2.4%	1.8%	0.0%	0.0%	0.0%
Gender	0.0%	0.0%	1.3%	0.0%	0.0%	0.0%	1.0%	0.0%	0.9%	0.0%	0.0%	2.4%	0.0%	1.3%	0.0%	0.0%
Domestic private sector development	0.0%	0.0%	2.7%	0.0%	0.0%	0.0%	1.0%	1.8%	0.0%	4.0%	0.0%	2.4%	0.0%	1.3%	0.0%	0.0%
Foreign direct investment	5.6%	0.0%	1.3%	0.0%	6.7%	0.0%	1.0%	0.0%	2.7%	2.0%	0.0%	0.0%	0.0%	0.0%	0.0%	0.0%
Water and sanitation	5.6%	0.0%	2.0%	0.0%	13.3%	0.0%	3.0%	0.0%	0.9%	0.0%	0.0%	2.4%	0.0%	0.0%	0.0%	2.9%
Anti-corruption	0.0%	0.0%	4.7%	16.7%	3.3%	6.1%	11.1%	10.7%	8.8%	6.0%	30.0%	7.3%	12.5%	12.8%	33.3%	2.9%
Monitoring and evaluation	0.0%	0.0%	0.7%	0.0%	6.7%	0.0%	1.0%	0.0%	1.8%	2.0%	0.0%	2.4%	0.0%	0.0%	0.0%	2.9%
Public financial management	0.0%	0.0%	2.0%	0.0%	0.0%	0.0%	2.0%	7.1%	0.0%	2.0%	0.0%	2.4%	3.6%	1.3%	0.0%	5.9%
Job creation/employment	11.1%	20.0%	8.1%	11.1%	3.3%	9.1%	6.1%	8.9%	11.5%	10.0%	0.0%	7.3%	14.3%	7.7%	0.0%	2.9%
Youth employment	0.0%	0.0%	2.0%	0.0%	3.3%	9.1%	3.0%	1.8%	5.3%	0.0%	0.0%	4.9%	10.7%	0.0%	0.0%	2.9%
Governance	0.0%	20.0%	4.0%	5.6%	3.3%	0.0%	3.0%	5.4%	3.5%	2.0%	0.0%	0.0%	0.0%	10.3%	0.0%	5.9%
Financial markets	0.0%	0.0%	0.7%	0.0%	0.0%	0.0%	0.0%	0.0%	0.9%	0.0%	0.0%	0.0%	0.0%	0.0%	0.0%	0.0%
Urban development	5.6%	0.0%	1.3%	0.0%	0.0%	0.0%	0.0%	0.0%	0.9%	0.0%	0.0%	0.0%	1.8%	0.0%	0.0%	0.0%
Natural resource management	0.0%	0.0%	0.7%	0.0%	10.0%	0.0%	1.0%	1.8%	0.0%	2.0%	0.0%	2.4%	1.8%	2.6%	0.0%	5.9%
Environmental sustainability	0.0%	0.0%	0.0%	0.0%	0.0%	0.0%	1.0%	0.0%	0.0%	0.0%	0.0%	2.4%	0.0%	0.0%	0.0%	0.0%
Equality of opportunity	0.0%	0.0%	0.0%	0.0%	0.0%	3.0%	1.0%	1.8%	1.8%	0.0%	0.0%	0.0%	1.8%	0.0%	0.0%	0.0%
Health	5.6%	10.0%	2.0%	5.6%	0.0%	0.0%	3.0%	3.6%	5.3%	0.0%	0.0%	0.0%	7.1%	3.8%	0.0%	5.9%
Communicable/non- communicable diseases	0.0%	0.0%	0.7%	0.0%	0.0%	0.0%	1.0%	0.0%	0.0%	0.0%	0.0%	0.0%	0.0%	0.0%	0.0%	0.0%
Energy	5.6%	0.0%	5.4%	11.1%	0.0%	3.0%	9.1%	10.7%	4.4%	14.0%	0.0%	7.3%	5.4%	5.1%	8.3%	2.9%
Food security	11.1%	0.0%	0.0%	0.0%	0.0%	3.0%	2.0%	0.0%	0.9%	2.0%	0.0%	4.9%	3.6%	0.0%	0.0%	0.0%
Climate change	0.0%	0.0%	0.7%	0.0%	0.0%	3.0%	0.0%	0.0%	0.0%	0.0%	0.0%	0.0%	0.0%	1.3%	0.0%	0.0%
Disaster management	0.0%	0.0%	0.7%	0.0%	0.0%	0.0%	0.0%	0.0%	0.0%	0.0%	0.0%	0.0%	1.8%	0.0%	0.0%	0.0%
Agricultural development	5.6%	0.0%	4.7%	0.0%	3.3%	3.0%	6.1%	0.0%	4.4%	2.0%	0.0%	7.3%	1.8%	5.1%	0.0%	5.9%
Regional trade	0.0%	0.0%	0.0%	0.0%	0.0%	3.0%	0.0%	0.0%	0.0%	2.0%	0.0%	0.0%	0.0%	0.0%	0.0%	0.0%
International trade	0.0%	0.0%	0.0%	0.0%	0.0%	0.0%	0.0%	0.0%	0.9%	0.0%	10.0%	0.0%	0.0%	0.0%	0.0%	0.0%
Crime and violence	0.0%	0.0%	2.0%	0.0%	0.0%	6.1%	2.0%	3.6%	4.4%	4.0%	0.0%	0.0%	1.8%	2.6%	0.0%	5.9%
Economic growth	0.0%	0.0%	0.7%	5.6%	0.0%	0.0%	3.0%	1.8%	0.9%	0.0%	10.0%	2.4%	1.8%	2.6%	0.0%	0.0%
Law and justice	0.0%	10.0%	0.0%	5.6%	0.0%	0.0%	1.0%	0.0%	0.0%	0.0%	0.0%	0.0%	0.0%	0.0%	0.0%	0.0%
Regulatory and institutional framework	0.0%	0.0%	0.0%	0.0%	3.3%	0.0%	0.0%	1.8%	0.9%	0.0%	0.0%	0.0%	0.0%	0.0%	0.0%	0.0%
Information and communications technology	0.0%	0.0%	0.7%	0.0%	0.0%	0.0%	0.0%	0.0%	0.9%	0.0%	10.0%	0.0%	0.0%	0.0%	0.0%	0.0%

A. General Issues facing Nigeria (continued)

When considering development priorities, which ONE development priority below is the most important in Nigeria? Which ONE is the second most important priority? Which ONE is the third most important priority?

3 rd MOST Important Percentage of Respondents	Office of the President	Office of Parliamen- tarian	Employee of a Ministry	Consultant on Bank Project	PMU	Local Government	Private Sector	Financial Sector/ Bank	NGO/CBO/ Private Foundation	Media	Indep. Govt. Inst.	Trade Union	Faith- Based Group	Academia	Judiciary Branch	Other
Rural development	0.0%	0.0%	6.2%	0.0%	6.7%	3.0%	1.0%	5.4%	3.5%	4.0%	0.0%	2.4%	3.6%	6.4%	0.0%	0.0%
Education	5.3%	10.0%	2.7%	22.2%	16.7%	6.1%	6.1%	12.5%	5.3%	4.0%	10.0%	0.0%	14.3%	10.3%	0.0%	3.0%
Social protection	0.0%	0.0%	3.4%	0.0%	0.0%	0.0%	0.0%	3.6%	2.7%	2.0%	0.0%	0.0%	1.8%	5.1%	0.0%	0.0%
Transport	0.0%	0.0%	2.7%	0.0%	3.3%	0.0%	1.0%	1.8%	1.8%	0.0%	0.0%	2.4%	1.8%	1.3%	0.0%	0.0%
Basic infrastructure	5.3%	20.0%	4.1%	5.6%	10.0%	15.2%	7.1%	5.4%	8.0%	6.0%	0.0%	12.2%	3.6%	2.6%	0.0%	6.1%
Poverty reduction	5.3%	0.0%	8.2%	11.1%	6.7%	6.1%	3.1%	3.6%	4.4%	14.0%	20.0%	14.6%	10.7%	2.6%	8.3%	9.1%
Public sector reform	0.0%	10.0%	1.4%	11.1%	3.3%	0.0%	2.0%	0.0%	0.9%	0.0%	0.0%	0.0%	0.0%	0.0%	0.0%	3.0%
Regional integration	5.3%	0.0%	0.7%	0.0%	0.0%	0.0%	0.0%	0.0%	0.9%	4.0%	0.0%	0.0%	0.0%	0.0%	0.0%	3.0%
Global integration	0.0%	10.0%	1.4%	0.0%	0.0%	0.0%	0.0%	1.8%	0.9%	0.0%	0.0%	0.0%	0.0%	1.3%	0.0%	0.0%
Gender	0.0%	0.0%	0.0%	0.0%	0.0%	0.0%	1.0%	1.8%	1.8%	0.0%	0.0%	0.0%	0.0%	0.0%	0.0%	3.0%
Domestic private sector development	5.3%	0.0%	0.7%	0.0%	0.0%	0.0%	1.0%	1.8%	0.9%	0.0%	0.0%	0.0%	0.0%	1.3%	0.0%	0.0%
Foreign direct investment	0.0%	0.0%	0.0%	0.0%	0.0%	0.0%	0.0%	1.8%	1.8%	0.0%	0.0%	2.4%	0.0%	0.0%	0.0%	0.0%
Water and sanitation	10.5%	0.0%	1.4%	0.0%	0.0%	0.0%	2.0%	1.8%	0.9%	2.0%	0.0%	2.4%	1.8%	1.3%	8.3%	0.0%
Anti-corruption	26.3%	0.0%	4.8%	5.6%	0.0%	24.2%	10.2%	5.4%	4.4%	6.0%	0.0%	2.4%	7.1%	11.5%	25.0%	3.0%
Monitoring and evaluation	0.0%	0.0%	0.7%	0.0%	0.0%	0.0%	0.0%	0.0%	0.0%	2.0%	10.0%	0.0%	3.6%	1.3%	0.0%	6.1%
Public financial management	0.0%	0.0%	0.7%	0.0%	6.7%	0.0%	1.0%	1.8%	0.0%	0.0%	0.0%	0.0%	0.0%	1.3%	0.0%	3.0%
Job creation/employment	0.0%	0.0%	7.5%	11.1%	16.7%	3.0%	15.3%	5.4%	7.1%	8.0%	10.0%	17.1%	10.7%	11.5%	16.7%	12.1%
Youth employment	0.0%	0.0%	4.8%	5.6%	0.0%	3.0%	5.1%	1.8%	0.0%	2.0%	0.0%	4.9%	1.8%	3.8%	0.0%	0.0%
Governance	0.0%	0.0%	2.7%	5.6%	3.3%	6.1%	3.1%	1.8%	4.4%	6.0%	10.0%	0.0%	0.0%	3.8%	0.0%	6.1%
Financial markets	0.0%	0.0%	0.7%	0.0%	0.0%	3.0%	1.0%	0.0%	0.0%	0.0%	0.0%	0.0%	0.0%	1.3%	0.0%	0.0%
Urban development	0.0%	0.0%	0.7%	0.0%	3.3%	0.0%	1.0%	1.8%	0.0%	4.0%	0.0%	0.0%	0.0%	0.0%	0.0%	3.0%
Natural resource management	0.0%	0.0%	2.1%	0.0%	0.0%	0.0%	3.1%	1.8%	2.7%	2.0%	0.0%	2.4%	1.8%	1.3%	0.0%	0.0%
Environmental sustainability	0.0%	0.0%	0.7%	5.6%	6.7%	0.0%	0.0%	0.0%	3.5%	0.0%	0.0%	0.0%	1.8%	1.3%	0.0%	0.0%
Equality of opportunity	0.0%	10.0%	1.4%	0.0%	0.0%	3.0%	3.1%	1.8%	0.0%	0.0%	0.0%	4.9%	1.8%	1.3%	0.0%	0.0%
Health	15.8%	0.0%	8.9%	0.0%	6.7%	9.1%	3.1%	3.6%	9.7%	4.0%	10.0%	7.3%	7.1%	9.0%	8.3%	6.1%
Communicable/non- communicable diseases	0.0%	0.0%	0.7%	5.6%	0.0%	0.0%	2.0%	1.8%	0.0%	0.0%	0.0%	0.0%	1.8%	0.0%	0.0%	3.0%
Energy	10.5%	10.0%	4.1%	0.0%	0.0%	6.1%	8.2%	7.1%	4.4%	16.0%	0.0%	2.4%	8.9%	3.8%	8.3%	9.1%
Food security	0.0%	10.0%	4.8%	0.0%	0.0%	3.0%	4.1%	1.8%	4.4%	0.0%	0.0%	0.0%	1.8%	2.6%	8.3%	0.0%
Climate change	0.0%	0.0%	0.0%	0.0%	0.0%	0.0%	0.0%	0.0%	0.9%	0.0%	0.0%	0.0%	0.0%	1.3%	0.0%	0.0%
Disaster management	5.3%	0.0%	0.7%	0.0%	0.0%	6.1%	0.0%	0.0%	0.9%	4.0%	0.0%	2.4%	0.0%	0.0%	0.0%	0.0%
Agricultural development	5.3%	10.0%	10.3%	0.0%	0.0%	3.0%	8.2%	12.5%	12.4%	4.0%	10.0%	7.3%	5.4%	9.0%	8.3%	12.1%
Regional trade	0.0%	0.0%	0.0%	5.6%	0.0%	0.0%	0.0%	0.0%	0.0%	0.0%	0.0%	2.4%	0.0%	0.0%	0.0%	0.0%
International trade	0.0%	0.0%	0.0%	0.0%	0.0%	0.0%	0.0%	0.0%	0.9%	0.0%	0.0%	0.0%	0.0%	2.6%	0.0%	0.0%
Crime and violence	0.0%	0.0%	2.7%	5.6%	0.0%	0.0%	1.0%	3.6%	2.7%	4.0%	10.0%	4.9%	0.0%	0.0%	8.3%	3.0%
Economic growth	0.0%	0.0%	6.2%	0.0%	3.3%	0.0%	2.0%	5.4%	5.3%	2.0%	10.0%	2.4%	5.4%	0.0%	0.0%	3.0%
Law and justice	0.0%	0.0%	1.4%	0.0%	3.3%	0.0%	1.0%	0.0%	0.9%	0.0%	0.0%	2.4%	1.8%	0.0%	0.0%	0.0%
Regulatory and institutional framework	0.0%	10.0%	0.0%	0.0%	3.3%	0.0%	0.0%	0.0%	0.9%	0.0%	0.0%	0.0%	1.8%	1.3%	0.0%	0.0%
Information and communications technology	0.0%	0.0%	0.7%	0.0%	0.0%	0.0%	2.0%	1.8%	0.9%	0.0%	0.0%	0.0%	0.0%	0.0%	0.0%	0.0%

A. General Issues facing Nigeria (continued)

Poverty reduction is a broad term that encompasses work in many different areas. Which THREE areas of development listed below do you believe would contribute most to reducing poverty in Nigeria? (Choose no more than THREE)

Percentage of Respondents (Responses Combined)	Office of the President	Office of Parliamentarian	Employee of a Ministry	Consultant on Bank Project	PMU	Local Government	Private Sector	Financial Sector/Bank	NGO/CBO/Private Foundation	Media	Indep. Govt. Inst.	Trade Union	Faith-Based Group	Academia	Judiciary Branch	Other
Water and sanitation	10.5%	0.0%	5.9%	0.0%	6.7%	0.0%	2.0%	3.5%	3.5%	7.8%	0.0%	14.6%	1.7%	3.6%	16.7%	2.9%
Equality of opportunity	0.0%	0.0%	8.6%	11.1%	6.7%	9.1%	5.9%	10.5%	7.0%	13.7%	10.0%	7.3%	12.1%	9.5%	0.0%	11.4%
Economic growth	31.6%	20.0%	25.7%	33.3%	16.7%	33.3%	27.7%	40.4%	30.4%	35.3%	40.0%	46.3%	32.8%	35.7%	41.7%	28.6%
Climate change	0.0%	0.0%	0.7%	0.0%	0.0%	0.0%	0.0%	0.0%	0.0%	0.0%	0.0%	0.0%	1.7%	1.2%	0.0%	0.0%
Disaster management	15.8%	0.0%	1.3%	0.0%	0.0%	0.0%	1.0%	0.0%	3.5%	0.0%	0.0%	2.4%	1.7%	1.2%	8.3%	2.9%
Regional integration	0.0%	0.0%	1.3%	0.0%	0.0%	3.0%	3.0%	0.0%	1.7%	2.0%	0.0%	0.0%	0.0%	0.0%	0.0%	5.7%
Gender	0.0%	0.0%	0.7%	0.0%	3.3%	0.0%	2.0%	1.8%	2.6%	0.0%	10.0%	0.0%	1.7%	1.2%	0.0%	0.0%
Rural development	15.8%	10.0%	27.0%	38.9%	30.0%	6.1%	24.8%	14.0%	22.6%	25.5%	10.0%	12.2%	32.8%	23.8%	16.7%	14.3%
Urban development	5.3%	0.0%	2.6%	5.6%	0.0%	24.2%	4.0%	3.5%	1.7%	3.9%	10.0%	2.4%	3.4%	1.2%	8.3%	2.9%
Education	52.6%	60.0%	36.2%	38.9%	23.3%	39.4%	33.7%	29.8%	38.3%	21.6%	10.0%	29.3%	22.4%	45.2%	41.7%	42.9%
Regulatory framework	0.0%	0.0%	0.0%	0.0%	0.0%	0.0%	0.0%	1.8%	2.6%	2.0%	0.0%	2.4%	1.7%	0.0%	0.0%	0.0%
Basic infrastructure	10.5%	20.0%	15.8%	22.2%	20.0%	9.1%	24.8%	26.3%	12.2%	21.6%	10.0%	14.6%	22.4%	20.2%	25.0%	17.1%
Social protection	5.3%	0.0%	2.0%	5.6%	3.3%	0.0%	2.0%	3.5%	4.3%	2.0%	0.0%	2.4%	3.4%	9.5%	0.0%	8.6%
Law and justice	0.0%	0.0%	2.0%	5.6%	6.7%	9.1%	3.0%	0.0%	6.1%	5.9%	0.0%	4.9%	3.4%	1.2%	0.0%	5.7%
Transport	0.0%	10.0%	2.6%	0.0%	13.3%	0.0%	5.9%	3.5%	4.3%	5.9%	0.0%	4.9%	0.0%	0.0%	0.0%	2.9%
Crime and violence	5.3%	0.0%	1.3%	5.6%	3.3%	3.0%	7.9%	3.5%	4.3%	5.9%	10.0%	4.9%	10.3%	1.2%	8.3%	5.7%
Communicable/non-communicable diseases	0.0%	0.0%	0.7%	0.0%	3.3%	0.0%	0.0%	0.0%	1.7%	0.0%	0.0%	4.9%	0.0%	1.2%	0.0%	0.0%
Information and communications technology	0.0%	10.0%	3.9%	11.1%	0.0%	0.0%	3.0%	1.8%	1.7%	0.0%	10.0%	2.4%	1.7%	0.0%	0.0%	2.9%
Anti-corruption	31.6%	10.0%	22.4%	27.8%	23.3%	12.1%	29.7%	26.3%	21.7%	31.4%	30.0%	22.0%	25.9%	26.2%	33.3%	20.0%
Domestic private sector development	0.0%	0.0%	5.3%	0.0%	3.3%	0.0%	1.0%	7.0%	2.6%	3.9%	0.0%	0.0%	5.2%	4.8%	0.0%	5.7%
Foreign direct investment	0.0%	0.0%	0.7%	5.6%	0.0%	0.0%	1.0%	0.0%	1.7%	0.0%	0.0%	4.9%	6.9%	0.0%	0.0%	0.0%
Global integration	0.0%	0.0%	0.0%	0.0%	0.0%	0.0%	2.0%	1.8%	0.0%	0.0%	0.0%	0.0%	0.0%	0.0%	0.0%	0.0%
Energy	26.3%	40.0%	22.4%	16.7%	20.0%	51.5%	18.8%	33.3%	21.7%	19.6%	30.0%	39.0%	22.4%	21.4%	41.7%	22.9%
Public sector reform	0.0%	10.0%	2.0%	11.1%	0.0%	0.0%	1.0%	3.5%	0.9%	0.0%	0.0%	0.0%	5.2%	2.4%	0.0%	5.7%
Monitoring and evaluation	0.0%	0.0%	0.7%	0.0%	3.3%	0.0%	2.0%	0.0%	3.5%	0.0%	0.0%	2.4%	0.0%	0.0%	8.3%	2.9%
Governance	0.0%	30.0%	10.5%	11.1%	16.7%	9.1%	3.0%	7.0%	10.4%	7.8%	10.0%	9.8%	12.1%	14.3%	0.0%	14.3%
Natural resource management	5.3%	0.0%	5.3%	0.0%	6.7%	0.0%	6.9%	1.8%	2.6%	3.9%	10.0%	7.3%	0.0%	4.8%	0.0%	0.0%
Environmental sustainability	0.0%	10.0%	2.0%	0.0%	3.3%	0.0%	1.0%	1.8%	3.5%	2.0%	0.0%	0.0%	1.7%	1.2%	0.0%	0.0%
Health	15.8%	0.0%	11.2%	5.6%	13.3%	18.2%	6.9%	7.0%	12.2%	9.8%	0.0%	2.4%	8.6%	7.1%	0.0%	8.6%
Public financial management	0.0%	0.0%	2.0%	0.0%	3.3%	3.0%	0.0%	1.8%	4.3%	0.0%	0.0%	2.4%	0.0%	1.2%	0.0%	2.9%
Agricultural development	31.6%	10.0%	18.4%	11.1%	26.7%	18.2%	18.8%	22.8%	27.8%	23.5%	40.0%	14.6%	22.4%	26.2%	8.3%	22.9%
Job creation/employment	31.6%	50.0%	45.4%	22.2%	36.7%	39.4%	34.7%	38.6%	33.9%	33.3%	40.0%	26.8%	34.5%	29.8%	41.7%	37.1%
Financial markets	0.0%	0.0%	0.7%	0.0%	0.0%	6.1%	1.0%	1.8%	0.0%	0.0%	10.0%	0.0%	0.0%	1.2%	0.0%	0.0%
Trade and exports	0.0%	0.0%	0.0%	0.0%	0.0%	0.0%	2.0%	0.0%	0.9%	0.0%	0.0%	4.9%	0.0%	1.2%	0.0%	0.0%
Food security	0.0%	0.0%	9.9%	5.6%	3.3%	3.0%	10.9%	1.8%	3.5%	7.8%	10.0%	7.3%	1.7%	1.2%	0.0%	0.0%
Other	0.0%	10.0%	0.7%	0.0%	3.3%	3.0%	1.0%	0.0%	0.0%	2.0%	0.0%	0.0%	0.0%	0.0%	0.0%	0.0%

A. General Issues facing Nigeria (continued)

Economic growth can be driven by a number of factors. Which THREE areas below do you believe would contribute most to generating economic growth in Nigeria? (Choose no more than THREE)

Percentage of Respondents (Responses Combined)	Office of the President	Office of Parliamentarian	Employee of a Ministry	Consultant on Bank Project	PMU	Local Government	Private Sector	Financial Sector/Bank	NGO/CBO/Private Foundation	Media	Indep. Govt. Inst.	Trade Union	Faith-Based Group	Academia	Judiciary Branch	Other
Energy	47.4%	55.6%	52.6%	61.1%	56.7%	45.5%	53.5%	45.6%	58.6%	76.0%	40.0%	63.4%	60.3%	47.6%	50.0%	48.6%
Equality of opportunity	0.0%	0.0%	6.6%	11.1%	10.0%	0.0%	3.0%	7.0%	5.2%	8.0%	20.0%	12.2%	5.2%	3.6%	0.0%	2.9%
Social protection	0.0%	0.0%	0.7%	5.6%	3.3%	3.0%	2.0%	3.5%	2.6%	0.0%	0.0%	2.4%	3.4%	1.2%	0.0%	0.0%
Global integration	0.0%	0.0%	2.0%	0.0%	0.0%	3.0%	3.0%	7.0%	1.7%	4.0%	0.0%	2.4%	0.0%	1.2%	0.0%	5.7%
Climate change	15.8%	0.0%	1.3%	0.0%	0.0%	0.0%	1.0%	0.0%	0.0%	0.0%	0.0%	0.0%	1.7%	0.0%	8.3%	0.0%
Anti-corruption	15.8%	0.0%	19.7%	27.8%	10.0%	51.5%	26.7%	36.8%	25.0%	14.0%	30.0%	26.8%	31.0%	21.4%	16.7%	22.9%
Disaster management	0.0%	0.0%	0.7%	0.0%	0.0%	0.0%	1.0%	1.8%	0.0%	0.0%	0.0%	2.4%	0.0%	1.2%	0.0%	0.0%
Rural development	15.8%	0.0%	13.2%	5.6%	23.3%	6.1%	7.9%	1.8%	15.5%	14.0%	10.0%	19.5%	5.2%	11.9%	0.0%	2.9%
Foreign direct investment	5.3%	11.1%	11.2%	0.0%	10.0%	6.1%	5.0%	5.3%	8.6%	6.0%	10.0%	9.8%	8.6%	8.3%	8.3%	14.3%
Urban development	0.0%	0.0%	2.6%	5.6%	6.7%	18.2%	6.9%	0.0%	1.7%	2.0%	10.0%	2.4%	3.4%	0.0%	0.0%	2.9%
Water and sanitation	5.3%	0.0%	1.3%	0.0%	3.3%	0.0%	1.0%	3.5%	2.6%	0.0%	0.0%	9.8%	1.7%	2.4%	8.3%	0.0%
Education	52.6%	33.3%	34.2%	16.7%	13.3%	30.3%	28.7%	24.6%	31.9%	24.0%	0.0%	14.6%	17.2%	45.2%	33.3%	28.6%
Information and communications technology	5.3%	11.1%	2.6%	11.1%	10.0%	0.0%	3.0%	1.8%	4.3%	4.0%	0.0%	2.4%	12.1%	4.8%	16.7%	2.9%
Regulatory and institutional framework	0.0%	0.0%	0.7%	5.6%	3.3%	9.1%	1.0%	10.5%	1.7%	2.0%	10.0%	2.4%	3.4%	4.8%	8.3%	8.6%
Communicable/non-communicable diseases	0.0%	0.0%	1.3%	0.0%	0.0%	3.0%	0.0%	1.8%	0.0%	2.0%	0.0%	2.4%	3.4%	0.0%	0.0%	0.0%
Trade and exports	5.3%	22.2%	5.3%	5.6%	3.3%	24.2%	12.9%	7.0%	2.6%	4.0%	10.0%	14.6%	8.6%	11.9%	0.0%	8.6%
Public sector reform	5.3%	11.1%	4.6%	11.1%	3.3%	3.0%	7.9%	1.8%	4.3%	2.0%	0.0%	2.4%	5.2%	1.2%	0.0%	5.7%
Regional integration	0.0%	11.1%	0.0%	0.0%	3.3%	3.0%	0.0%	3.5%	0.0%	0.0%	0.0%	2.4%	0.0%	0.0%	0.0%	0.0%
Domestic private sector development	5.3%	22.2%	4.6%	11.1%	10.0%	3.0%	4.0%	5.3%	2.6%	4.0%	10.0%	0.0%	0.0%	7.1%	8.3%	8.6%
Job creation/employment	42.1%	22.2%	28.9%	38.9%	23.3%	39.4%	22.8%	35.1%	24.1%	26.0%	20.0%	17.1%	29.3%	16.7%	33.3%	37.1%
Agricultural development	21.1%	33.3%	25.0%	27.8%	16.7%	9.1%	38.6%	24.6%	32.8%	36.0%	20.0%	31.7%	27.6%	29.8%	41.7%	17.1%
Food security	0.0%	0.0%	5.3%	0.0%	0.0%	0.0%	4.0%	3.5%	7.8%	6.0%	10.0%	4.9%	3.4%	3.6%	0.0%	2.9%
Governance	5.3%	11.1%	10.5%	5.6%	33.3%	9.1%	8.9%	8.8%	11.2%	6.0%	20.0%	9.8%	8.6%	21.4%	16.7%	14.3%
Transport	0.0%	0.0%	4.6%	5.6%	10.0%	0.0%	4.0%	0.0%	2.6%	6.0%	0.0%	4.9%	3.4%	3.6%	0.0%	11.4%
Monitoring and evaluation	0.0%	0.0%	3.9%	0.0%	3.3%	3.0%	1.0%	0.0%	2.6%	6.0%	0.0%	2.4%	3.4%	1.2%	0.0%	0.0%
Gender	0.0%	0.0%	0.7%	0.0%	0.0%	0.0%	1.0%	0.0%	0.0%	2.0%	0.0%	2.4%	3.4%	0.0%	0.0%	0.0%
Natural resource management	5.3%	22.2%	15.8%	16.7%	0.0%	6.1%	5.0%	10.5%	9.5%	8.0%	0.0%	9.8%	10.3%	11.9%	8.3%	14.3%
Environmental sustainability	5.3%	0.0%	2.0%	0.0%	3.3%	0.0%	3.0%	5.3%	2.6%	2.0%	0.0%	4.9%	3.4%	1.2%	8.3%	2.9%
Health	10.5%	0.0%	7.2%	0.0%	0.0%	3.0%	4.0%	0.0%	11.2%	10.0%	0.0%	2.4%	5.2%	7.1%	0.0%	2.9%
Basic infrastructure	21.1%	11.1%	15.1%	27.8%	30.0%	9.1%	25.7%	24.6%	13.8%	10.0%	60.0%	12.2%	15.5%	22.6%	8.3%	11.4%
Law and justice	0.0%	0.0%	2.0%	0.0%	0.0%	3.0%	3.0%	1.8%	3.4%	2.0%	0.0%	0.0%	3.4%	0.0%	16.7%	5.7%
Crime and violence	0.0%	0.0%	2.6%	0.0%	3.3%	3.0%	3.0%	3.5%	1.7%	2.0%	0.0%	2.4%	1.7%	0.0%	0.0%	2.9%
Public financial management	0.0%	11.1%	6.6%	0.0%	3.3%	3.0%	5.9%	7.0%	2.6%	6.0%	10.0%	0.0%	5.2%	2.4%	8.3%	11.4%
Financial markets	0.0%	0.0%	2.6%	0.0%	0.0%	3.0%	0.0%	5.3%	0.9%	2.0%	10.0%	0.0%	5.2%	4.8%	0.0%	2.9%
Other	5.3%	11.1%	0.7%	0.0%	3.3%	0.0%	1.0%	0.0%	0.9%	0.0%	0.0%	0.0%	0.0%	0.0%	0.0%	0.0%

B. Overall Attitudes toward the World Bank**Overall Attitudes toward the World Bank**

	Which of the following best describes your current position?																															
	Office of the President		Parliamentarian		Employee of a Ministry		Consultant on Bank Project		PMU		Local Government		Private Sector		Financial Sector/ Bank		NGO/CBO/ Foundation		Media		Independent Govt. Inst.		Trade Union		Faith-Based Group		Academia		Judiciary Branch		Other	
	N	Mean	N	Mean	N	Mean	N	Mean	N	Mean	N	Mean	N	Mean	N	Mean	N	Mean	N	Mean	N	Mean	N	Mean	N	Mean	N	Mean	N	Mean	N	Mean
How familiar are you with the work of the World Bank in Nigeria, on a ten point scale?*	19	5.11	10	6.10	152	6.37	17	7.24	30	6.87	33	6.64	101	5.16	56	6.14	115	5.55	50	5.62	10	6.80	40	5.53	58	5.02	84	6.37	12	5.83	35	5.66
Overall, please rate your impression of the World Bank's effectiveness in Nigeria, on a ten point scale?	19	6.26	8	6.25	146	6.55	17	7.12	29	6.72	31	6.58	96	5.87	52	6.62	110	5.60	48	5.96	8	7.00	37	6.00	50	6.34	78	5.59	12	6.25	32	5.75
To what extent do you believe the World Bank's staff is well prepared to help Nigeria solve its most complicated development challenges, on a ten point scale?*	18	7.11	8	7.00	140	6.69	14	8.07	27	6.30	28	6.93	81	5.69	52	6.54	101	6.24	45	5.53	7	5.86	36	7.06	47	6.79	72	6.35	11	6.55	31	6.71

(1-Not familiar at all, 10-Extremely familiar; 1-Not effective at all, 10-Very effective; 1-To no degree at all, 10-To a very significant degree) *Significantly different between stakeholder groups

B. Overall Attitudes toward the World Bank (continued)

When thinking about how the World Bank can have the most impact on development results in Nigeria, in which sectoral areas do you believe the World Bank should focus most of its attention and resources in Nigeria?
(Choose no more than THREE)

Percentage of Respondents (Responses Combined)	Office of the President	Office of Parliamentarian	Employee of a Ministry	Consultant on Bank Project	PMU	Local Government	Private Sector	Financial Sector/ Bank	NGO/CBO/ Private Foundation	Media	Indep. Govt. Inst.	Trade Union	Faith-Based Group	Academia	Judiciary Branch	Other
Rural development	15.8%	50.0%	37.3%	16.7%	40.0%	27.3%	31.7%	21.1%	32.2%	37.3%	40.0%	46.3%	34.5%	39.3%	25.0%	17.6%
Education	47.4%	50.0%	36.6%	33.3%	20.0%	66.7%	38.6%	40.4%	40.9%	25.5%	70.0%	39.0%	44.8%	48.8%	66.7%	38.2%
Social protection	0.0%	0.0%	2.0%	0.0%	6.7%	0.0%	1.0%	1.8%	3.5%	2.0%	0.0%	2.4%	0.0%	2.4%	0.0%	2.9%
Governance	0.0%	30.0%	7.8%	16.7%	16.7%	0.0%	7.9%	5.3%	8.7%	5.9%	0.0%	9.8%	5.2%	6.0%	8.3%	8.8%
Transport	5.3%	20.0%	4.6%	5.6%	13.3%	0.0%	5.0%	3.5%	3.5%	2.0%	0.0%	0.0%	3.4%	1.2%	0.0%	8.8%
Poverty reduction	36.8%	20.0%	23.5%	16.7%	20.0%	12.1%	22.8%	26.3%	16.5%	35.3%	30.0%	22.0%	17.2%	14.3%	16.7%	11.8%
Public sector reform	5.3%	10.0%	5.2%	11.1%	10.0%	21.2%	2.0%	1.8%	2.6%	5.9%	0.0%	0.0%	5.2%	1.2%	0.0%	14.7%
Regional integration	0.0%	0.0%	0.7%	0.0%	0.0%	0.0%	1.0%	0.0%	0.9%	0.0%	0.0%	0.0%	0.0%	1.2%	0.0%	0.0%
Gender	0.0%	0.0%	3.3%	5.6%	0.0%	3.0%	0.0%	3.5%	4.3%	0.0%	0.0%	2.4%	0.0%	2.4%	0.0%	0.0%
Crime and violence	10.5%	0.0%	4.6%	0.0%	0.0%	12.1%	3.0%	5.3%	8.7%	7.8%	0.0%	4.9%	13.8%	2.4%	0.0%	5.9%
Domestic private sector development	5.3%	0.0%	3.3%	0.0%	3.3%	0.0%	5.9%	5.3%	1.7%	3.9%	0.0%	4.9%	6.9%	1.2%	8.3%	5.9%
Foreign direct investment	0.0%	0.0%	5.2%	11.1%	0.0%	0.0%	5.0%	1.8%	5.2%	3.9%	0.0%	2.4%	3.4%	2.4%	16.7%	2.9%
Water and sanitation	5.3%	0.0%	6.5%	0.0%	13.3%	0.0%	2.0%	1.8%	4.3%	3.9%	0.0%	2.4%	0.0%	0.0%	0.0%	2.9%
Energy	21.1%	30.0%	35.3%	27.8%	16.7%	42.4%	33.7%	28.1%	28.7%	43.1%	30.0%	31.7%	25.9%	31.0%	41.7%	32.4%
Monitoring and evaluation	0.0%	0.0%	1.3%	11.1%	0.0%	0.0%	0.0%	5.3%	1.7%	2.0%	0.0%	7.3%	3.4%	6.0%	0.0%	2.9%
Public financial management	0.0%	10.0%	3.3%	5.6%	6.7%	3.0%	5.9%	5.3%	2.6%	3.9%	10.0%	7.3%	0.0%	3.6%	0.0%	11.8%
Job creation/employment	42.1%	0.0%	17.6%	27.8%	20.0%	33.3%	29.7%	17.5%	23.5%	27.5%	10.0%	22.0%	31.0%	22.6%	33.3%	32.4%
Financial markets	0.0%	0.0%	0.0%	0.0%	0.0%	0.0%	2.0%	3.5%	0.9%	0.0%	0.0%	2.4%	0.0%	2.4%	8.3%	5.9%
Urban development	0.0%	0.0%	3.3%	11.1%	0.0%	0.0%	3.0%	1.8%	1.7%	5.9%	0.0%	0.0%	3.4%	0.0%	0.0%	2.9%
Environmental sustainability	0.0%	0.0%	3.9%	5.6%	3.3%	0.0%	2.0%	1.8%	0.9%	0.0%	0.0%	4.9%	1.7%	2.4%	0.0%	0.0%
Equality of opportunity	0.0%	0.0%	1.3%	0.0%	6.7%	0.0%	3.0%	3.5%	1.7%	3.9%	0.0%	0.0%	5.2%	0.0%	0.0%	2.9%
Health	21.1%	20.0%	15.0%	16.7%	23.3%	15.2%	10.9%	22.8%	19.1%	17.6%	40.0%	17.1%	20.7%	15.5%	25.0%	23.5%
Global integration	0.0%	0.0%	0.7%	0.0%	0.0%	0.0%	0.0%	0.0%	0.9%	0.0%	0.0%	4.9%	1.7%	1.2%	0.0%	0.0%
Food security	0.0%	0.0%	5.9%	5.6%	3.3%	3.0%	3.0%	1.8%	3.5%	2.0%	10.0%	7.3%	3.4%	2.4%	8.3%	0.0%
Climate change	15.8%	0.0%	2.0%	0.0%	0.0%	0.0%	1.0%	0.0%	0.0%	0.0%	0.0%	0.0%	1.7%	0.0%	8.3%	0.0%
Agricultural development	21.1%	20.0%	26.8%	16.7%	16.7%	21.2%	27.7%	26.3%	30.4%	21.6%	20.0%	14.6%	24.1%	29.8%	8.3%	29.4%
International trade	0.0%	10.0%	2.0%	0.0%	3.3%	0.0%	2.0%	1.8%	0.0%	0.0%	0.0%	4.9%	1.7%	1.2%	0.0%	2.9%
Regional trade	0.0%	0.0%	0.0%	0.0%	3.3%	0.0%	0.0%	0.0%	0.0%	0.0%	0.0%	2.4%	0.0%	1.2%	8.3%	0.0%
Economic growth	0.0%	10.0%	11.8%	11.1%	6.7%	18.2%	9.9%	8.8%	12.2%	15.7%	0.0%	12.2%	8.6%	11.9%	0.0%	5.9%
Law and justice	5.3%	0.0%	0.0%	0.0%	3.3%	0.0%	2.0%	1.8%	1.7%	2.0%	0.0%	0.0%	0.0%	0.0%	0.0%	2.9%
Regulatory framework	10.5%	0.0%	0.7%	0.0%	3.3%	0.0%	0.0%	5.3%	0.0%	0.0%	0.0%	0.0%	3.4%	2.4%	0.0%	0.0%
Communicable/non-communicable diseases	0.0%	0.0%	0.0%	0.0%	6.7%	0.0%	0.0%	1.8%	0.9%	2.0%	10.0%	0.0%	0.0%	0.0%	0.0%	0.0%
Basic infrastructure	10.5%	10.0%	11.1%	27.8%	26.7%	15.2%	15.8%	26.3%	8.7%	5.9%	20.0%	9.8%	13.8%	21.4%	8.3%	8.8%
Natural resource management	0.0%	10.0%	1.3%	0.0%	6.7%	0.0%	5.0%	3.5%	4.3%	3.9%	0.0%	4.9%	5.2%	3.6%	0.0%	0.0%
Anti-corruption	5.3%	0.0%	7.8%	11.1%	0.0%	6.1%	12.9%	14.0%	20.0%	7.8%	10.0%	0.0%	6.9%	11.9%	8.3%	11.8%
Information and communications technology	5.3%	0.0%	2.0%	0.0%	0.0%	0.0%	2.0%	0.0%	1.7%	0.0%	0.0%	4.9%	1.7%	3.6%	0.0%	2.9%
Disaster management	0.0%	0.0%	1.3%	0.0%	0.0%	0.0%	1.0%	0.0%	0.0%	2.0%	0.0%	2.4%	0.0%	0.0%	0.0%	0.0%
Other	5.3%	0.0%	0.7%	0.0%	0.0%	0.0%	1.0%	0.0%	0.0%	0.0%	0.0%	0.0%	0.0%	2.4%	0.0%	0.0%

B. Overall Attitudes toward the World Bank (continued)

When thinking about the World Bank's role, which activity do you believe is of greatest VALUE and which activity is of second greatest value in Nigeria?

GREATEST Value Percentage of Respondents	Office of the President	Office of Parliamen- tarian	Employee of a Ministry	Consultant on Bank Project	PMU	Local Government	Private Sector	Financial Sector/ Bank	NGO/CBO/ Private Foundation	Media	Indep. Govt. Inst.	Trade Union	Faith- Based Group	Academia	Judiciary Branch	Other
Financial resources	52.6%	44.4%	43.2%	33.3%	44.8%	57.6%	36.4%	48.2%	38.1%	37.3%	0.0%	39.0%	43.4%	40.2%	41.7%	43.8%
Mobilizing third party financial resources	0.0%	11.1%	6.2%	0.0%	20.7%	3.0%	4.0%	5.4%	8.0%	9.8%	0.0%	9.8%	5.7%	4.9%	0.0%	3.1%
Technical assistance	10.5%	11.1%	15.1%	22.2%	6.9%	9.1%	17.2%	10.7%	11.5%	9.8%	71.4%	7.3%	20.8%	15.9%	8.3%	21.9%
Policy advice	21.1%	0.0%	4.1%	11.1%	6.9%	6.1%	6.1%	10.7%	8.0%	9.8%	14.3%	2.4%	5.7%	2.4%	8.3%	15.6%
Development partner coordination	0.0%	11.1%	11.0%	16.7%	3.4%	6.1%	5.1%	8.9%	8.8%	11.8%	14.3%	7.3%	7.5%	6.1%	0.0%	6.3%
Data	0.0%	11.1%	2.1%	0.0%	0.0%	3.0%	4.0%	0.0%	5.3%	2.0%	0.0%	7.3%	0.0%	4.9%	16.7%	0.0%
Training/capacity building	0.0%	11.1%	15.8%	16.7%	10.3%	9.1%	18.2%	8.9%	12.4%	11.8%	0.0%	17.1%	5.7%	20.7%	16.7%	6.3%
Studies/analyses	15.8%	0.0%	0.7%	0.0%	3.4%	3.0%	0.0%	0.0%	0.0%	3.9%	0.0%	2.4%	5.7%	2.4%	8.3%	3.1%
Convening/facilitating	0.0%	0.0%	0.7%	0.0%	0.0%	0.0%	2.0%	1.8%	1.8%	2.0%	0.0%	2.4%	3.8%	1.2%	0.0%	0.0%
Linkage to non-Bank expertise	0.0%	0.0%	0.0%	0.0%	3.4%	0.0%	4.0%	3.6%	5.3%	2.0%	0.0%	4.9%	1.9%	1.2%	0.0%	0.0%
Other	0.0%	0.0%	1.4%	0.0%	0.0%	3.0%	3.0%	1.8%	0.9%	0.0%	0.0%	0.0%	0.0%	0.0%	0.0%	0.0%

2 nd GREATEST Value Percentage of Respondents	Office of the President	Office of Parliamen- tarian	Employee of a Ministry	Consultant on Bank Project	PMU	Local Government	Private Sector	Financial Sector/ Bank	NGO/CBO/ Private Foundation	Media	Indep. Govt. Inst.	Trade Union	Faith- Based Group	Academia	Judiciary Branch	Other
Financial resources	0.0%	11.1%	14.5%	27.8%	7.1%	12.1%	15.2%	16.1%	10.5%	13.7%	16.7%	17.1%	5.7%	6.3%	16.7%	9.7%
Mobilizing third party financial resources	26.3%	11.1%	13.1%	0.0%	7.1%	15.2%	12.1%	7.1%	9.6%	13.7%	16.7%	7.3%	11.3%	2.5%	16.7%	3.2%
Technical assistance	26.3%	33.3%	17.9%	27.8%	39.3%	9.1%	13.1%	16.1%	14.0%	21.6%	0.0%	26.8%	20.8%	16.3%	41.7%	22.6%
Policy advice	5.3%	0.0%	7.6%	22.2%	10.7%	6.1%	5.1%	10.7%	5.3%	7.8%	16.7%	14.6%	7.5%	8.8%	0.0%	12.9%
Development partner coordination	10.5%	11.1%	9.0%	5.6%	7.1%	30.3%	12.1%	8.9%	12.3%	11.8%	33.3%	0.0%	13.2%	8.8%	0.0%	16.1%
Data	0.0%	0.0%	3.4%	5.6%	0.0%	3.0%	6.1%	7.1%	3.5%	0.0%	0.0%	7.3%	7.5%	2.5%	0.0%	9.7%
Training/capacity building	21.1%	33.3%	26.2%	5.6%	7.1%	15.2%	19.2%	21.4%	25.4%	21.6%	16.7%	17.1%	15.1%	22.5%	8.3%	12.9%
Studies/analyses	0.0%	0.0%	4.8%	0.0%	14.3%	6.1%	8.1%	5.4%	8.8%	3.9%	0.0%	4.9%	7.5%	15.0%	8.3%	9.7%
Convening/facilitating	0.0%	0.0%	1.4%	0.0%	7.1%	3.0%	4.0%	1.8%	3.5%	3.9%	0.0%	2.4%	7.5%	7.5%	0.0%	3.2%
Linkage to non-Bank expertise	10.5%	0.0%	2.1%	5.6%	0.0%	0.0%	4.0%	3.6%	5.3%	2.0%	0.0%	0.0%	3.8%	7.5%	8.3%	0.0%
Other	0.0%	0.0%	0.0%	0.0%	0.0%	0.0%	1.0%	1.8%	1.8%	0.0%	0.0%	2.4%	0.0%	2.5%	0.0%	0.0%

B. Overall Attitudes toward the World Bank (continued)

Which of the following do you identify as the World Bank's greatest WEAKNESSES in its work in Nigeria? (Choose no more than TWO)

Percentage of Respondents (Responses Combined)	Office of the President	Office of Parliamentarian	Employee of a Ministry	Consultant on Bank Project	PMU	Local Government	Private Sector	Financial Sector/ Bank	NGO/CBO/ Private Foundation	Media	Indep. Govt. Inst.	Trade Union	Faith-Based Group	Academia	Judiciary Branch	Other
Imposing technocratic solutions without regard to political and societal realities	17.6%	50.0%	25.2%	50.0%	20.0%	15.6%	20.6%	28.1%	21.9%	30.6%	40.0%	25.0%	15.1%	34.1%	36.4%	33.3%
Not exploring alternative policy options	23.5%	0.0%	9.3%	5.6%	10.0%	6.3%	18.6%	8.8%	10.5%	8.2%	20.0%	15.0%	15.1%	12.2%	18.2%	9.1%
Too bureaucratic in its operational policies and procedures	23.5%	30.0%	23.2%	22.2%	23.3%	43.8%	19.6%	7.0%	20.2%	22.4%	10.0%	25.0%	18.9%	20.7%	9.1%	21.2%
Staff too inaccessible	17.6%	0.0%	17.9%	5.6%	20.0%	37.5%	13.4%	12.3%	19.3%	12.2%	20.0%	25.0%	22.6%	24.4%	36.4%	6.1%
Arrogant in its approach	11.8%	10.0%	3.3%	5.6%	3.3%	3.1%	6.2%	1.8%	1.8%	6.1%	0.0%	5.0%	3.8%	2.4%	0.0%	0.0%
Not client focused	5.9%	0.0%	4.6%	0.0%	3.3%	3.1%	11.3%	1.8%	6.1%	12.2%	0.0%	2.5%	5.7%	7.3%	9.1%	9.1%
The credibility of its knowledge/data	0.0%	0.0%	3.3%	11.1%	6.7%	3.1%	6.2%	8.8%	3.5%	4.1%	0.0%	5.0%	5.7%	4.9%	9.1%	0.0%
Not willing to honestly criticize policies and reform efforts in the country	5.9%	0.0%	11.9%	22.2%	23.3%	15.6%	13.4%	14.0%	9.6%	14.3%	10.0%	5.0%	17.0%	8.5%	0.0%	15.2%
Too influenced by developed countries	11.8%	10.0%	17.2%	16.7%	3.3%	15.6%	20.6%	17.5%	16.7%	14.3%	20.0%	22.5%	13.2%	17.1%	0.0%	24.2%
Not enough public disclosure of its work	5.9%	10.0%	19.2%	11.1%	16.7%	12.5%	21.6%	28.1%	17.5%	22.4%	30.0%	20.0%	35.8%	9.8%	27.3%	18.2%
World Bank processes too slow and complex	23.5%	20.0%	21.9%	16.7%	26.7%	9.4%	9.3%	7.0%	10.5%	8.2%	0.0%	25.0%	1.9%	6.1%	18.2%	9.1%
Not aligned with country priorities	11.8%	10.0%	7.3%	5.6%	6.7%	0.0%	5.2%	10.5%	7.9%	2.0%	10.0%	5.0%	7.5%	8.5%	0.0%	9.1%
Not aligned with other development partners' work	0.0%	0.0%	2.6%	0.0%	0.0%	6.3%	2.1%	5.3%	5.3%	12.2%	0.0%	0.0%	5.7%	2.4%	0.0%	0.0%
Not collaborating enough with non-state actors	11.8%	0.0%	4.6%	0.0%	10.0%	12.5%	4.1%	8.8%	15.8%	14.3%	30.0%	5.0%	5.7%	9.8%	9.1%	15.2%
Not adequately sensitive to political/social realities in Nigeria	17.6%	20.0%	12.6%	16.7%	3.3%	6.3%	8.2%	21.1%	10.5%	12.2%	10.0%	5.0%	5.7%	14.6%	0.0%	9.1%
Not enough engagement at state levels	0.0%	30.0%	7.9%	11.1%	13.3%	3.1%	6.2%	5.3%	9.6%	2.0%	0.0%	10.0%	7.5%	11.0%	9.1%	3.0%
Too much engagement at state levels	0.0%	0.0%	0.7%	0.0%	0.0%	0.0%	1.0%	0.0%	3.5%	0.0%	0.0%	2.5%	0.0%	0.0%	0.0%	3.0%
Other	0.0%	10.0%	0.7%	0.0%	3.3%	0.0%	4.1%	3.5%	1.8%	0.0%	0.0%	0.0%	0.0%	2.4%	0.0%	0.0%

B. Overall Attitudes toward the World Bank (continued)

Which World Bank instruments do you believe are the MOST effective in reducing poverty in Nigeria? (Choose no more than TWO)

Percentage of Respondents (Responses Combined)	Office of the President	Office of Parliamentarian	Employee of a Ministry	Consultant on Bank Project	PMU	Local Government	Private Sector	Financial Sector/ Bank	NGO/CBO/ Private Foundation	Media	Indep. Govt. Inst.	Trade Union	Faith-Based Group	Academia	Judiciary Branch	Other
Investment lending	33.3%	30.0%	39.7%	27.8%	53.3%	57.6%	50.0%	61.4%	39.5%	51.0%	70.0%	51.3%	48.3%	56.0%	25.0%	45.7%
Capacity development	44.4%	50.0%	59.6%	55.6%	46.7%	45.5%	44.1%	52.6%	54.4%	45.1%	40.0%	30.8%	48.3%	50.0%	50.0%	45.7%
Policy based lending / Budget support to the Government	22.2%	30.0%	13.2%	16.7%	13.3%	0.0%	10.8%	12.3%	11.4%	11.8%	0.0%	15.4%	12.1%	8.3%	16.7%	14.3%
Knowledge products/services	11.1%	10.0%	13.9%	5.6%	10.0%	0.0%	15.7%	15.8%	23.7%	7.8%	10.0%	23.1%	19.0%	20.2%	8.3%	14.3%
Technical assistance	44.4%	60.0%	38.4%	77.8%	43.3%	30.3%	37.3%	29.8%	31.6%	35.3%	60.0%	41.0%	27.6%	33.3%	50.0%	37.1%
Trust Fund management	11.1%	0.0%	16.6%	5.6%	13.3%	39.4%	21.6%	21.1%	24.6%	41.2%	20.0%	12.8%	24.1%	9.5%	16.7%	17.1%
Other	5.6%	0.0%	0.0%	0.0%	0.0%	3.0%	1.0%	1.8%	0.0%	0.0%	0.0%	0.0%	1.7%	3.6%	0.0%	8.6%
Don't know	0.0%	0.0%	4.6%	0.0%	6.7%	0.0%	11.8%	3.5%	6.1%	2.0%	0.0%	17.9%	3.4%	4.8%	8.3%	2.9%

Which World Bank instruments do you believe are LEAST effective in reducing poverty in Nigeria? (Choose no more than TWO)

Percentage of Respondents (Responses Combined)	Office of the President	Office of Parliamentarian	Employee of a Ministry	Consultant on Bank Project	PMU	Local Government	Private Sector	Financial Sector/ Bank	NGO/CBO/ Private Foundation	Media	Indep. Govt. Inst.	Trade Union	Faith-Based Group	Academia	Judiciary Branch	Other
Investment lending	38.9%	20.0%	28.3%	41.2%	20.0%	18.2%	25.0%	26.8%	29.8%	27.5%	0.0%	20.5%	27.6%	25.9%	33.3%	14.7%
Capacity development	27.8%	10.0%	19.7%	23.5%	26.7%	33.3%	22.0%	14.3%	12.3%	23.5%	50.0%	20.5%	17.2%	9.9%	8.3%	23.5%
Policy based lending / Budget support to the Government	22.2%	20.0%	28.3%	23.5%	30.0%	24.2%	30.0%	35.7%	31.6%	27.5%	50.0%	33.3%	25.9%	32.1%	25.0%	17.6%
Knowledge products/services	38.9%	20.0%	18.4%	29.4%	26.7%	48.5%	26.0%	28.6%	14.9%	19.6%	50.0%	33.3%	17.2%	21.0%	25.0%	17.6%
Technical assistance	0.0%	50.0%	17.1%	5.9%	20.0%	3.0%	21.0%	14.3%	20.2%	19.6%	20.0%	17.9%	22.4%	18.5%	33.3%	17.6%
Trust Fund management	33.3%	40.0%	36.8%	52.9%	43.3%	27.3%	38.0%	46.4%	42.1%	27.5%	20.0%	28.2%	37.9%	37.0%	50.0%	29.4%
Other	0.0%	10.0%	0.0%	0.0%	0.0%	0.0%	0.0%	0.0%	0.9%	3.9%	0.0%	0.0%	1.7%	1.2%	0.0%	2.9%
Don't know	5.6%	10.0%	18.4%	5.9%	10.0%	12.1%	20.0%	19.6%	18.4%	23.5%	0.0%	20.5%	19.0%	17.3%	0.0%	32.4%

Overall Attitudes toward the World Bank

	Which of the following best describes your current position?																															
	Office of the President		Parliamentarian		Employee of a Ministry		Consultant on Bank Project		PMU		Local Government		Private Sector		Financial Sector/ Bank		NGO/CBO/ Private Found.		Media		Independent Govt. Inst.		Trade Union		Faith-Based Group		Academia		Judiciary Branch		Other	
	N	Mean	N	Mean	N	Mean	N	Mean	N	Mean	N	Mean	N	Mean	N	Mean	N	Mean	N	Mean	N	Mean	N	Mean	N	Mean	N	Mean	N	Mean	N	Mean
To what extent do you believe the World Bank SHOULD seek to influence the global development agenda as related to "global public goods" on a ten point scale?*	18	5.89	10	8.80	145	7.36	18	7.83	29	7.14	33	8.15	95	7.15	55	7.82	109	7.09	45	7.02	7	8.43	34	7.47	57	8.07	74	7.64	12	6.08	33	7.33

(1-To no degree at all, 10-To a very significant degree) *Significantly different between stakeholder groups

B. Overall Attitudes toward the World Bank (continued)

In addition to the regular relations with the national government as its main interlocutor, which TWO of the following groups should the World Bank collaborate with more in your country to ensure better development results there? (Choose no more than TWO)

Percentage of Respondents (Responses Combined)	Office of the President	Office of Parliamentarian	Employee of a Ministry	Consultant on Bank Project	PMU	Local Government	Private Sector	Financial Sector/ Bank	NGO/CBO/ Private Foundation	Media	Indep. Govt. Inst.	Trade Union	Faith-Based Group	Academia	Judiciary Branch	Other
NGOs	63.2%	30.0%	40.1%	41.2%	26.7%	57.6%	32.7%	36.8%	71.6%	43.1%	11.1%	53.7%	36.8%	33.3%	58.3%	23.5%
Local Government	26.3%	30.0%	25.0%	5.9%	26.7%	6.1%	14.9%	17.5%	12.9%	19.6%	66.7%	17.1%	12.3%	17.9%	25.0%	17.6%
Beneficiaries	5.3%	10.0%	10.5%	23.5%	13.3%	18.2%	12.9%	15.8%	10.3%	19.6%	11.1%	4.9%	8.8%	9.5%	8.3%	8.8%
Private sector	10.5%	20.0%	16.4%	35.3%	10.0%	24.2%	28.7%	15.8%	8.6%	13.7%	22.2%	24.4%	17.5%	14.3%	8.3%	29.4%
Community Based Organizations	36.8%	0.0%	26.3%	11.8%	36.7%	6.1%	18.8%	24.6%	25.9%	13.7%	0.0%	24.4%	35.1%	21.4%	8.3%	17.6%
Development partner community	5.3%	20.0%	13.2%	23.5%	6.7%	3.0%	10.9%	14.0%	10.3%	11.8%	11.1%	19.5%	7.0%	9.5%	0.0%	17.6%
Foundations	0.0%	0.0%	3.9%	0.0%	13.3%	6.1%	5.0%	3.5%	6.9%	7.8%	0.0%	9.8%	7.0%	4.8%	16.7%	2.9%
Academia/think tanks/research institutes	0.0%	0.0%	11.8%	5.9%	10.0%	3.0%	17.8%	12.3%	13.8%	2.0%	22.2%	2.4%	5.3%	48.8%	8.3%	11.8%
Parliament	0.0%	20.0%	1.3%	0.0%	0.0%	9.1%	1.0%	0.0%	0.0%	0.0%	0.0%	2.4%	0.0%	0.0%	16.7%	2.9%
Media	5.3%	20.0%	6.6%	17.6%	6.7%	21.2%	8.9%	8.8%	4.3%	33.3%	0.0%	7.3%	10.5%	6.0%	0.0%	11.8%
State governments	15.8%	50.0%	24.3%	17.6%	36.7%	18.2%	8.9%	17.5%	11.2%	9.8%	22.2%	12.2%	15.8%	10.7%	16.7%	23.5%
Governors' Forum	0.0%	0.0%	1.3%	5.9%	3.3%	3.0%	1.0%	7.0%	2.6%	2.0%	11.1%	0.0%	0.0%	1.2%	8.3%	5.9%
Faith based organizations	5.3%	0.0%	6.6%	5.9%	6.7%	18.2%	11.9%	10.5%	9.5%	5.9%	0.0%	0.0%	33.3%	6.0%	0.0%	2.9%
Youth	21.1%	10.0%	9.2%	0.0%	3.3%	3.0%	24.8%	15.8%	11.2%	13.7%	22.2%	14.6%	10.5%	15.5%	25.0%	14.7%
Other	0.0%	0.0%	0.0%	0.0%	0.0%	3.0%	0.0%	0.0%	0.0%	2.0%	0.0%	2.4%	0.0%	0.0%	0.0%	2.9%

To what extent do you agree with the following statements about the World Bank's work in Nigeria, on a ten-point scale? (1-Strongly disagree, 10-Strongly agree)

Overall Attitudes toward the World Bank

	Which of the following best describes your current position?																															
	Office of the President		Parliamentarian		Employee of a Ministry		Consultant on Bank Project		PMU		Local Government		Private Sector		Financial Sector/ Bank		NGO/CBO/ Private Found.		Media		Independent Govt. Inst.		Trade Union		Faith-Based Group		Academia		Judiciary Branch		Other	
	N	Mean	N	Mean	N	Mean	N	Mean	N	Mean	N	Mean	N	Mean	N	Mean	N	Mean	N	Mean	N	Mean	N	Mean	N	Mean	N	Mean	N	Mean	N	Mean
Overall the World Bank currently plays a relevant role in development in Nigeria*	17	6.18	9	7.11	149	6.56	18	7.61	28	6.89	31	6.42	93	5.94	53	6.42	115	5.61	46	5.80	8	8.75	34	6.09	47	6.09	78	5.58	12	6.08	31	5.97
The World Bank's work is aligned with what I consider the development priorities for Nigeria*	18	6.06	7	6.00	145	6.34	17	7.06	27	6.56	31	6.03	93	5.55	53	6.34	105	5.50	46	5.37	5	7.20	32	5.91	46	6.15	77	5.23	11	5.82	32	5.75
The World Bank supports programs and strategies that are realistic for Nigeria*	17	6.35	9	6.33	147	6.44	18	7.06	27	7.15	31	6.52	89	5.89	53	6.11	104	5.47	46	5.50	8	8.13	34	5.82	49	6.22	75	5.53	10	5.30	31	6.13
The World Bank treats clients and stakeholders in Nigeria with respect*	18	6.28	6	6.00	136	6.21	17	7.71	25	7.24	30	6.63	80	6.24	47	6.36	89	5.55	44	5.43	6	6.50	29	5.10	38	6.37	62	5.58	8	5.75	27	6.56

*Significantly different between stakeholder groups

B. Overall Attitudes toward the World Bank (continued)

To what extent is the World Bank an effective development partner in Nigeria, in terms of each of the following? (1-To no degree at all, 10- To a very significant degree)

Overall Attitudes toward the World Bank

	Which of the following best describes your current position?																															
	Office of the President		Parliamentarian		Employee of a Ministry		Consultant on Bank Project		PMU		Local Government		Private Sector		Financial Sector/Bank		NGO/CBO/ Private Found.		Media		Independent Govt. Inst.		Trade Union		Faith-Based Group		Academia		Judiciary Branch		Other	
	N	Mean	N	Mean	N	Mean	N	Mean	N	Mean	N	Mean	N	Mean	N	Mean	N	Mean	N	Mean	N	Mean	N	Mean	N	Mean	N	Mean	N	Mean	N	Mean
Responsiveness*	18	4.83	9	6.67	142	6.08	18	7.11	28	6.57	31	6.52	88	5.45	48	6.00	101	5.02	43	6.12	6	6.83	33	4.73	44	6.05	73	5.12	10	4.20	31	5.19
Flexibility (in terms of the World Bank's products and services)*	17	4.00	6	6.00	136	5.63	18	6.33	29	5.83	31	5.94	89	5.98	48	5.85	101	4.70	44	5.23	6	7.00	31	4.19	43	5.77	76	5.22	10	5.30	32	5.25
Flexibility (in terms of changing country circumstances)*	19	3.63	9	5.00	134	5.52	17	6.65	29	6.00	32	5.94	91	5.23	50	5.74	104	4.88	43	5.40	6	7.50	36	5.14	45	5.91	75	5.07	10	4.00	33	5.15
Being inclusive*	18	4.56	8	5.25	135	5.85	17	6.88	29	6.83	32	6.25	93	5.58	47	5.85	98	4.80	39	5.36	5	7.20	33	4.55	44	5.30	75	5.37	10	5.00	31	5.35
Openness (sharing data and other information)*	19	5.05	9	5.78	146	6.43	16	7.50	28	6.86	32	5.97	92	6.00	50	6.54	107	5.40	43	5.79	8	7.13	37	4.84	46	5.96	74	5.91	8	5.50	32	6.09
Staff accessibility*	18	5.44	8	5.25	137	5.82	16	6.38	28	6.29	32	5.59	85	5.32	50	5.54	101	4.24	38	4.26	7	5.43	36	4.22	38	4.29	72	5.00	9	5.11	30	5.40
Straightforwardness and honesty	18	5.78	9	6.22	137	6.66	16	7.19	28	7.25	31	6.10	84	6.27	49	6.69	104	5.88	40	5.88	5	7.40	33	6.39	33	6.00	69	5.96	10	5.70	32	6.06
Collaboration with groups outside of the Government*	18	5.61	10	7.30	137	6.29	17	7.00	27	6.63	31	6.77	94	5.65	53	6.43	108	4.94	46	5.37	6	6.83	39	5.00	48	5.90	74	5.81	11	5.91	30	5.43
Collaboration with the Government*	18	6.06	9	8.11	149	7.35	17	8.00	29	7.34	33	7.21	96	6.68	54	7.28	107	6.28	46	6.52	9	8.56	38	6.84	50	7.36	73	7.29	11	6.00	32	6.97
Collaboration with other development partners*	18	4.50	9	7.00	137	6.76	18	7.11	28	6.43	32	6.75	87	6.30	52	6.25	107	5.47	44	6.36	6	6.50	34	6.35	44	6.41	73	6.26	9	4.00	30	6.43
Follow through over time*	17	4.47	5	6.40	130	6.59	16	7.19	26	6.46	31	6.23	81	5.73	44	6.41	100	5.42	39	5.56	5	5.20	34	5.12	40	5.93	65	6.26	9	3.89	27	6.07

*Significantly different between stakeholder groups

When World Bank assisted reform efforts fail or are slow to take place, which of the following would you attribute this to? (Choose no more than TWO)

Percentage of Respondents (Responses Combined)	Office of the President	Office of Parliamentarian	Employee of a Ministry	Consultant on Bank Project	PMU	Local Government	Private Sector	Financial Sector/Bank	NGO/CBO/Private Foundation	Media	Indep. Govt. Inst.	Trade Union	Faith-Based Group	Academia	Judiciary Branch	Other
The World Bank works too slowly	27.8%	20.0%	20.5%	11.1%	10.0%	41.9%	21.8%	12.3%	17.1%	6.1%	20.0%	20.0%	5.2%	7.2%	18.2%	18.2%
The Government works inefficiently	33.3%	30.0%	32.5%	44.4%	36.7%	12.9%	29.7%	35.1%	33.3%	34.7%	30.0%	40.0%	37.9%	31.3%	9.1%	36.4%
There is not an adequate level of citizen/civil society participation	33.3%	20.0%	22.5%	16.7%	16.7%	19.4%	21.8%	24.6%	27.0%	28.6%	30.0%	27.5%	19.0%	25.3%	27.3%	27.3%
Poor development partner coordination	11.1%	10.0%	22.5%	27.8%	23.3%	38.7%	22.8%	12.3%	19.8%	26.5%	50.0%	22.5%	22.4%	21.7%	18.2%	15.2%
The World Bank does not do adequate follow through/follow-up	5.6%	20.0%	10.6%	16.7%	10.0%	3.2%	8.9%	28.1%	10.8%	16.3%	10.0%	22.5%	13.8%	22.9%	18.2%	12.1%
Lack of/inadequate levels of capacity in Government	11.1%	20.0%	19.9%	27.8%	10.0%	12.9%	19.8%	19.3%	22.5%	18.4%	20.0%	12.5%	20.7%	12.0%	18.2%	18.2%
Political pressures and obstacles	27.8%	10.0%	35.8%	22.2%	60.0%	19.4%	35.6%	21.1%	23.4%	36.7%	10.0%	15.0%	37.9%	26.5%	36.4%	33.3%
Reforms are not well thought out in light of country challenges	27.8%	20.0%	21.2%	5.6%	10.0%	16.1%	17.8%	22.8%	21.6%	10.2%	20.0%	20.0%	12.1%	22.9%	27.3%	12.1%
The World Bank is not sensitive enough to political/social realities on the ground	5.6%	30.0%	7.9%	16.7%	16.7%	22.6%	12.9%	19.3%	16.2%	16.3%	10.0%	17.5%	10.3%	20.5%	9.1%	15.2%
Other	0.0%	0.0%	0.7%	0.0%	3.3%	3.2%	3.0%	0.0%	1.8%	2.0%	0.0%	0.0%	5.2%	4.8%	0.0%	0.0%

C. World Bank Effectiveness and Results

How effective do you believe the World Bank is in terms of the work it does in the following areas of development in Nigeria, on a ten-point scale? (1-Not effective at all, 10-Very effective)

World Bank Effectiveness and Results

	Which of the following best describes your current position?																															
	Office of the President		Parliamentarian		Employee of a Ministry		Consultant on Bank Project		PMU		Local Government		Private Sector		Financial Sector/Bank		NGO/CBO/ Private Found.		Media		Independent Govt. Inst.		Trade Union		Faith-Based Group		Academia		Judiciary Branch		Other	
	N	Mean	N	Mean	N	Mean	N	Mean	N	Mean	N	Mean	N	Mean	N	Mean	N	Mean	N	Mean	N	Mean	N	Mean	N	Mean	N	Mean	N	Mean	N	Mean
Anti-corruption	17	2.71	9	4.56	135	4.18	17	4.29	26	4.38	28	4.50	92	4.01	51	3.94	99	3.27	47	3.91	9	2.44	35	3.66	50	3.56	76	3.86	10	2.80	30	4.27
Information and communications technology*	18	3.78	8	6.63	139	5.97	14	6.79	26	5.46	31	6.39	88	5.60	54	6.00	105	4.82	46	5.50	7	4.14	31	6.16	50	5.40	74	5.59	10	4.70	31	5.13
Transport*	18	3.83	9	4.44	137	5.51	15	6.40	23	5.35	32	5.59	92	4.66	55	4.78	105	4.26	47	4.57	10	5.00	37	6.41	46	4.76	73	4.92	10	4.70	31	4.52
Crime and violence*	19	3.00	9	3.44	128	4.22	14	5.50	23	4.61	28	4.50	84	4.31	47	4.45	102	3.43	44	4.43	6	3.33	36	5.08	40	3.25	69	4.03	10	3.30	29	4.21
Law and justice*	19	3.84	7	5.29	121	5.25	14	5.86	19	5.21	28	5.43	86	4.78	48	4.94	98	4.05	44	4.39	7	3.00	30	5.53	42	4.24	63	4.70	9	3.56	27	4.56
Urban development*	18	5.44	10	4.80	140	6.49	16	6.25	27	6.52	33	6.24	97	5.84	56	6.02	101	5.42	45	5.69	9	4.00	36	4.86	49	5.65	76	5.36	10	4.90	31	6.03
Environmental sustainability*	19	3.89	9	4.78	140	6.21	16	6.81	28	6.64	30	6.47	93	5.52	53	5.85	101	5.17	42	4.48	8	3.88	35	5.46	50	5.28	77	5.42	11	4.45	30	5.37
Regulatory framework*	19	3.89	7	4.86	133	6.14	14	6.64	27	5.96	30	5.80	91	5.23	50	5.48	95	5.06	38	4.53	8	5.63	35	5.63	47	5.13	70	5.21	11	4.09	30	5.50
Basic infrastructure*	19	5.68	10	3.70	142	6.00	16	6.94	29	6.34	31	6.48	98	5.60	55	6.20	103	5.40	46	5.65	8	6.00	36	6.19	49	5.71	79	5.32	11	5.73	31	5.26
Communicable/non-communicable diseases*	19	7.26	10	6.60	138	6.75	16	6.88	28	6.61	31	7.06	98	5.97	57	6.63	103	5.99	45	5.60	6	6.83	35	6.17	50	7.22	76	6.12	11	5.73	30	5.83
Poverty reduction	18	4.61	10	5.10	139	5.86	17	6.00	28	5.96	31	6.26	92	4.96	57	5.49	106	5.06	45	5.16	10	6.90	36	5.22	45	5.36	75	5.00	12	4.83	32	5.59
Gender*	19	4.95	9	6.22	129	5.84	16	6.56	29	5.62	28	6.29	84	5.63	50	5.52	104	4.91	42	4.95	6	5.33	34	4.88	44	5.41	70	5.71	10	4.40	30	5.47
Domestic private sector development*	19	3.58	8	4.88	125	5.23	14	5.79	24	5.17	30	6.07	90	4.87	54	5.37	96	4.29	41	4.66	6	4.17	35	5.66	41	4.80	73	5.12	9	4.78	33	4.91
Foreign direct investment	18	5.11	9	5.44	130	6.07	14	6.79	22	5.64	31	6.13	95	5.40	53	6.02	100	5.36	42	5.50	6	5.00	35	5.51	47	6.09	70	5.80	10	5.90	29	5.28
Water and sanitation*	19	4.47	9	7.56	144	6.55	14	6.64	28	6.89	31	6.39	95	5.89	56	6.09	106	5.61	42	5.50	7	4.57	35	5.69	47	5.81	75	6.11	11	4.27	32	5.78
Trade and exports	18	3.94	9	5.78	125	5.48	14	6.64	21	5.33	32	5.69	91	5.29	49	5.61	100	5.07	39	4.67	6	5.83	35	5.37	42	5.88	69	5.70	10	4.60	28	5.18
Economic growth*	18	4.39	10	5.10	138	5.87	16	7.13	25	6.44	32	6.53	96	5.23	54	5.80	108	5.50	44	5.66	10	6.90	34	5.12	50	5.52	76	5.70	10	5.00	31	5.77
Energy*	19	3.21	9	3.67	135	5.29	16	6.81	26	5.42	30	5.70	94	4.56	55	5.09	105	4.30	42	4.21	7	5.29	34	4.47	48	4.85	74	5.32	10	3.90	32	4.78
Disaster management*	19	4.21	9	4.89	138	5.38	14	5.43	28	7.79	31	6.42	90	4.77	51	5.37	98	4.63	40	4.28	7	3.71	34	4.88	50	5.32	73	4.96	10	3.90	29	4.69
Monitoring and evaluation	19	4.68	7	6.00	139	6.16	16	6.63	27	5.93	30	5.73	91	5.35	52	6.27	104	5.62	44	5.77	8	4.88	35	5.66	44	5.86	71	5.73	11	5.09	31	5.61
Public financial management*	19	5.16	8	4.38	132	6.15	15	6.00	28	6.14	30	6.33	90	5.57	54	5.61	104	5.19	43	5.14	6	6.50	32	4.91	47	5.43	69	5.51	10	4.30	29	5.90
Job creation/ employment*	19	4.42	10	3.80	138	5.30	16	5.88	27	5.59	28	5.71	95	4.68	52	5.35	104	4.15	45	4.93	10	5.80	35	4.74	51	5.22	77	4.55	11	3.73	29	5.34
Financial markets*	18	4.22	8	5.00	126	5.71	15	5.67	23	5.39	32	6.00	84	5.60	54	6.02	97	5.02	42	4.60	9	5.56	35	4.80	49	5.78	73	5.25	9	4.11	28	5.68
Equality of opportunity*	17	3.71	8	4.88	128	5.46	15	6.80	25	5.12	30	5.63	87	5.15	47	5.36	97	4.54	44	5.00	7	3.43	30	5.23	43	4.53	72	4.58	11	4.36	29	5.14
Health	18	5.94	10	7.10	138	6.67	15	7.00	28	6.68	31	6.90	99	6.08	57	6.14	107	5.84	45	5.89	7	6.71	38	6.53	51	6.63	78	6.35	11	5.55	30	5.77
Rural development	19	5.89	10	6.30	141	5.84	18	6.78	28	5.64	33	6.27	98	5.45	56	5.68	105	5.51	46	4.72	6	4.50	37	5.89	52	4.69	75	5.56	11	4.82	32	5.63
Global integration*	19	5.47	9	7.00	134	6.28	14	7.29	26	6.08	31	6.13	94	5.88	51	6.25	98	5.42	43	5.16	6	4.50	34	5.74	46	5.61	76	5.97	10	4.80	29	5.62
Governance	19	5.63	9	5.67	137	5.60	15	5.93	26	5.88	30	5.67	96	5.01	52	5.08	101	4.94	45	4.76	6	6.67	38	5.37	51	5.27	77	5.17	11	4.64	32	5.31
Food security*	18	4.50	9	5.67	139	5.78	15	6.47	25	5.96	32	5.84	96	4.90	56	5.54	102	4.97	45	4.69	6	3.67	34	5.24	50	4.58	75	5.21	10	4.50	31	4.90
Education*	19	4.58	9	6.56	138	6.11	15	6.80	26	6.31	32	6.59	97	5.39	56	5.70	105	5.14	48	4.88	7	5.43	36	5.72	51	5.24	76	5.55	11	5.45	32	5.31
Social protection	17	4.76	9	4.67	131	5.28	15	5.73	26	5.27	31	6.06	89	4.71	51	5.06	97	4.37	42	4.95	6	5.00	34	5.26	47	4.43	69	4.99	10	3.90	31	4.48
Climate change	19	4.79	8	6.63	131	5.95	15	5.87	25	5.84	31	5.84	89	5.16	52	5.25	98	5.28	44	5.20	6	3.83	34	5.65	47	5.26	67	5.49	10	4.60	31	4.94
Public sector reform*	19	5.37	8	5.88	137	5.65	15	6.40	29	6.07	31	5.84	90	5.03	52	4.98	100	4.68	43	4.72	5	4.40	32	5.50	46	4.15	71	5.08	9	4.67	31	4.77
Regional integration*	18	4.11	8	6.50	137	6.07	15	6.00	24	5.83	32	6.44	88	5.23	54	5.24	98	4.96	43	5.49	9	7.67	34	4.50	47	5.21	74	5.30	10	4.70	29	4.97
Agricultural development	18	5.56	9	6.22	144	6.08	16	6.56	27	6.89	32	6.31	95	5.36	56	5.70	108	5.47	46	5.43	8	5.50	36	5.67	51	5.31	77	5.64	11	4.82	30	5.77
Community development	8	5.38	6	5.33	49	6.08	9	7.11	18	6.28	8	4.38	41	5.20	24	5.00	25	4.60	11	5.09	2	6.00	14	5.50	22	4.55	29	4.79	4	4.75	11	5.82
Natural resource management*	15	4.07	8	4.00	124	5.03	14	5.50	21	4.29	29	5.83	80	5.05	50	5.10	83	4.54	33	4.67	6	3.83	33	6.09	42	5.29	64	4.97	8	3.25	28	4.18

*Significantly different between stakeholder groups

C. World Bank Effectiveness and Results (continued)**World Bank Effectiveness and Results**

	Which of the following best describes your current position?																															
	Office of the President		Parliamentarian		Employee of a Ministry		Consultant on Bank Project		PMU		Local Government		Private Sector		Financial Sector/Bank		NGO/CBO/Private Found.		Media		Independent Govt. Inst.		Trade Union		Faith-Based Group		Academia		Judiciary Branch		Other	
	N	Mean	N	Mean	N	Mean	N	Mean	N	Mean	N	Mean	N	Mean	N	Mean	N	Mean	N	Mean	N	Mean	N	Mean	N	Mean	N	Mean	N	Mean	N	Mean
To what extent does the World Bank's work help to achieve development results in Nigeria, on a ten point scale?*	19	6.21	9	7.33	145	6.78	18	7.33	30	6.73	32	6.78	96	6.10	54	6.19	107	6.19	48	6.54	8	6.50	35	7.20	50	6.92	79	5.94	12	6.67	33	5.91

(1-To no degree at all, 10-To a very significant degree) *Significantly different between stakeholder groups

To what extent do you agree with the following statements about the World Bank in Nigeria, on a ten-point scale? (1-Strongly disagree, 10-Strongly agree)

World Bank Effectiveness and Results

	Which of the following best describes your current position?																															
	Office of the President		Parliamentarian		Employee of a Ministry		Consultant on Bank Project		PMU		Local Government		Private Sector		Financial Sector/Bank		NGO/CBO/Private Found.		Media		Independent Govt. Inst.		Trade Union		Faith-Based Group		Academia		Judiciary Branch		Other	
	N	Mean	N	Mean	N	Mean	N	Mean	N	Mean	N	Mean	N	Mean	N	Mean	N	Mean	N	Mean	N	Mean	N	Mean	N	Mean	N	Mean	N	Mean	N	Mean
The World Bank's financial instruments meet the needs of Nigeria*	19	5.63	10	5.40	139	6.09	17	5.88	30	5.67	31	6.42	93	5.58	54	5.50	106	4.98	48	5.56	9	7.78	35	5.31	50	5.56	78	4.90	11	5.55	34	4.68
The World Bank meets Nigeria's needs for knowledge services*	19	5.42	9	6.67	141	6.19	17	6.82	29	6.00	32	6.41	93	5.63	54	5.98	107	5.38	48	5.10	9	7.67	38	5.18	50	5.98	80	5.48	10	5.20	35	5.94

*Significantly different between stakeholder groups

D. The World Bank's Knowledge

How frequently do you consult World Bank knowledge work and activities (e.g., data, analysis, reports) in the work you do?*

Percentage of Respondents	Office of the President	Office of Parliamentarian	Employee of a Ministry	Consultant on Bank Project	PMU	Local Government	Private Sector	Financial Sector/Bank	NGO/CBO/Private Foundation	Media	Indep. Govt. Inst.	Trade Union	Faith-Based Group	Academia	Judiciary Branch	Other
Weekly	11.1%	0.0%	6.8%	5.6%	23.3%	0.0%	5.9%	7.0%	2.6%	7.8%	20.0%	9.8%	0.0%	10.7%	8.3%	5.7%
Monthly	27.8%	10.0%	14.9%	44.4%	26.7%	3.0%	10.9%	7.0%	11.3%	17.6%	0.0%	4.9%	3.5%	23.8%	8.3%	20.0%
A few times a year	5.6%	30.0%	33.1%	16.7%	26.7%	15.2%	26.7%	36.8%	24.3%	23.5%	20.0%	24.4%	15.8%	32.1%	8.3%	28.6%
Rarely	38.9%	30.0%	28.4%	16.7%	16.7%	42.4%	32.7%	22.8%	30.4%	33.3%	40.0%	17.1%	36.8%	21.4%	50.0%	5.7%
Never	16.7%	30.0%	16.9%	16.7%	6.7%	39.4%	23.8%	26.3%	31.3%	17.6%	20.0%	43.9%	43.9%	11.9%	25.0%	40.0%

*Significantly different between stakeholder groups

D. The World Bank's Knowledge (continued)

When thinking about the development challenges in Nigeria, where do you believe it would be most valuable for the World Bank to focus its knowledge work and activities in the next few years? (Choose no more than THREE)

Percentage of Respondents (Responses Combined)	Office of the President	Office of Parliamentarian	Employee of a Ministry	Consultant on Bank Project	PMU	Local Government	Private Sector	Financial Sector/Bank	NGO/CBO/Private Foundation	Media	Indep. Govt. Inst.	Trade Union	Faith-Based Group	Academia	Judiciary Branch	Other
Public sector reform	10.5%	30.0%	13.2%	27.8%	16.7%	6.1%	7.8%	5.3%	7.8%	13.7%	0.0%	12.2%	12.1%	2.4%	16.7%	14.3%
Gender	0.0%	0.0%	4.0%	5.6%	0.0%	0.0%	2.0%	0.0%	1.7%	2.0%	10.0%	0.0%	0.0%	0.0%	0.0%	0.0%
Education	52.6%	40.0%	38.4%	27.8%	30.0%	63.6%	47.1%	29.8%	46.1%	39.2%	90.0%	43.9%	46.6%	53.0%	58.3%	37.1%
Domestic private sector development	0.0%	0.0%	5.3%	5.6%	6.7%	3.0%	3.9%	3.5%	5.2%	5.9%	0.0%	2.4%	1.7%	4.8%	8.3%	20.0%
Foreign direct investment	10.5%	0.0%	2.0%	5.6%	3.3%	6.1%	1.0%	0.0%	4.3%	3.9%	10.0%	2.4%	8.6%	3.6%	0.0%	2.9%
Water and sanitation	5.3%	0.0%	4.0%	0.0%	3.3%	3.0%	2.0%	1.8%	5.2%	0.0%	0.0%	4.9%	3.4%	1.2%	0.0%	0.0%
Trade and exports (regional/international)	0.0%	0.0%	0.0%	0.0%	6.7%	0.0%	6.9%	0.0%	1.7%	3.9%	10.0%	7.3%	0.0%	2.4%	0.0%	5.7%
Economic growth	26.3%	10.0%	19.9%	27.8%	10.0%	12.1%	21.6%	24.6%	19.1%	25.5%	50.0%	17.1%	8.6%	18.1%	8.3%	8.6%
Energy	36.8%	20.0%	38.9%	38.9%	20.0%	36.4%	37.3%	42.1%	33.0%	35.3%	30.0%	34.1%	43.1%	36.1%	41.7%	28.6%
Disaster management	5.3%	0.0%	5.3%	0.0%	3.3%	3.0%	2.9%	3.5%	2.6%	3.9%	10.0%	4.9%	5.2%	0.0%	0.0%	2.9%
Monitoring and evaluation	0.0%	10.0%	4.6%	11.1%	0.0%	9.1%	2.0%	1.8%	0.9%	2.0%	0.0%	12.2%	0.0%	0.0%	8.3%	0.0%
Governance	21.1%	30.0%	14.6%	22.2%	16.7%	24.2%	15.7%	14.0%	7.8%	13.7%	0.0%	2.4%	5.2%	10.8%	8.3%	14.3%
Social protection (e.g., pensions, targeted social assistance)	0.0%	10.0%	1.3%	0.0%	10.0%	0.0%	0.0%	3.5%	1.7%	2.0%	0.0%	2.4%	1.7%	4.8%	0.0%	0.0%
Climate change	5.3%	0.0%	0.7%	0.0%	0.0%	0.0%	2.0%	0.0%	0.9%	0.0%	0.0%	2.4%	0.0%	1.2%	0.0%	0.0%
Poverty reduction	26.3%	30.0%	15.2%	22.2%	26.7%	9.1%	21.6%	19.3%	20.9%	29.4%	30.0%	31.7%	17.2%	19.3%	25.0%	25.7%
Law and justice	0.0%	0.0%	1.3%	0.0%	6.7%	3.0%	1.0%	3.5%	4.3%	0.0%	0.0%	0.0%	5.2%	0.0%	8.3%	5.7%
Anti-corruption	26.3%	30.0%	19.9%	11.1%	20.0%	15.2%	33.3%	29.8%	26.1%	19.6%	0.0%	7.3%	13.8%	21.7%	25.0%	25.7%
Financial markets	0.0%	0.0%	1.3%	0.0%	0.0%	9.1%	0.0%	3.5%	0.9%	2.0%	10.0%	7.3%	1.7%	1.2%	0.0%	0.0%
Equality of opportunity	0.0%	0.0%	2.6%	0.0%	0.0%	9.1%	0.0%	0.0%	2.6%	0.0%	0.0%	0.0%	1.7%	2.4%	0.0%	2.9%
Urban development	15.8%	0.0%	3.3%	0.0%	3.3%	0.0%	2.0%	1.8%	0.9%	2.0%	0.0%	0.0%	3.4%	0.0%	8.3%	0.0%
Crime and violence	0.0%	0.0%	6.0%	0.0%	10.0%	15.2%	2.9%	5.3%	7.8%	5.9%	0.0%	7.3%	8.6%	4.8%	0.0%	0.0%
Regional integration	0.0%	0.0%	0.7%	0.0%	3.3%	3.0%	0.0%	0.0%	0.0%	2.0%	0.0%	2.4%	0.0%	0.0%	0.0%	2.9%
Information and communications technology	0.0%	0.0%	2.0%	5.6%	0.0%	3.0%	2.9%	3.5%	1.7%	2.0%	0.0%	7.3%	3.4%	3.6%	8.3%	5.7%
Transport	5.3%	0.0%	5.3%	5.6%	6.7%	6.1%	3.9%	5.3%	1.7%	7.8%	0.0%	9.8%	1.7%	2.4%	8.3%	0.0%
Agricultural development	10.5%	10.0%	19.2%	27.8%	20.0%	12.1%	28.4%	24.6%	20.9%	23.5%	20.0%	14.6%	27.6%	34.9%	33.3%	20.0%
Natural resource management	0.0%	10.0%	2.0%	5.6%	3.3%	0.0%	2.9%	5.3%	2.6%	0.0%	0.0%	0.0%	0.0%	2.4%	0.0%	2.9%
Public financial management	0.0%	10.0%	1.3%	5.6%	6.7%	0.0%	2.0%	5.3%	3.5%	2.0%	0.0%	0.0%	1.7%	2.4%	0.0%	8.6%
Job creation/employment	26.3%	30.0%	22.5%	5.6%	20.0%	18.2%	20.6%	26.3%	21.7%	23.5%	0.0%	17.1%	32.8%	25.3%	8.3%	34.3%
Health	10.5%	20.0%	14.6%	11.1%	13.3%	12.1%	12.7%	1.8%	20.0%	3.9%	20.0%	12.2%	22.4%	7.2%	8.3%	14.3%
Rural development	0.0%	10.0%	10.6%	16.7%	13.3%	3.0%	4.9%	8.8%	9.6%	15.7%	0.0%	14.6%	6.9%	12.0%	0.0%	2.9%
Global integration	0.0%	0.0%	0.7%	0.0%	0.0%	0.0%	0.0%	0.0%	0.0%	0.0%	0.0%	2.4%	0.0%	0.0%	0.0%	0.0%
Food security	0.0%	0.0%	5.3%	11.1%	3.3%	0.0%	1.0%	5.3%	5.2%	0.0%	0.0%	7.3%	0.0%	2.4%	0.0%	0.0%
Environmental sustainability	5.3%	0.0%	2.6%	0.0%	6.7%	0.0%	0.0%	1.8%	0.0%	2.0%	0.0%	2.4%	1.7%	0.0%	0.0%	0.0%
Regulatory framework	0.0%	0.0%	0.7%	0.0%	6.7%	3.0%	0.0%	1.8%	0.0%	2.0%	0.0%	0.0%	1.7%	3.6%	0.0%	2.9%
Basic infrastructure	0.0%	0.0%	6.0%	0.0%	3.3%	3.0%	6.9%	10.5%	7.8%	5.9%	10.0%	4.9%	12.1%	10.8%	16.7%	8.6%
Communicable/non-communicable diseases	0.0%	0.0%	0.7%	0.0%	0.0%	3.0%	0.0%	3.5%	0.0%	0.0%	0.0%	2.4%	0.0%	0.0%	0.0%	0.0%

D. The World Bank's Knowledge (continued)

In Nigeria, how effective do you believe the World Bank's knowledge work and activities are at: (1-Not effective at all, 10-Very effective)

The World Bank's Knowledge

	Which of the following best describes your current position?																															
	Office of the President		Parliamentarian		Employee of a Ministry		Consultant on Bank/Project		PMU		Local Government		Private Sector		Financial Sector/Bank		NGO/CBO/Private Found.		Media		Independent Govt. Inst.		Trade Union		Faith-Based Group		Academia		Judiciary Branch		Other	
	N	Mean	N	Mean	N	Mean	N	Mean	N	Mean	N	Mean	N	Mean	N	Mean	N	Mean	N	Mean	N	Mean	N	Mean	N	Mean	N	Mean	N	Mean	N	Mean
Raising your awareness of the particular topic*	19	5.05	10	6.20	142	6.05	18	7.33	27	6.30	32	5.66	91	5.31	52	6.19	104	5.25	49	5.59	7	5.43	34	4.59	45	5.33	83	5.83	12	4.42	33	5.36
Stimulating public debate/dialogue*	19	4.53	10	5.80	133	5.92	17	6.71	25	5.44	32	5.91	91	5.32	53	5.79	100	5.16	46	5.87	7	6.71	33	5.03	46	5.30	76	5.89	12	4.17	33	4.85
Enhancing your knowledge and/or skills*	19	5.32	10	6.00	141	6.38	18	7.06	27	6.96	32	5.47	91	5.13	55	6.15	105	5.20	45	5.62	7	7.29	33	5.30	48	5.21	79	5.85	11	4.91	33	5.45
Contributing to good policy making	18	5.28	10	6.90	140	6.41	17	6.59	27	6.41	32	5.72	92	5.63	53	5.81	102	5.75	48	5.92	7	7.43	36	6.67	48	6.08	81	5.89	11	5.73	33	5.42
Providing support for program implementation*	19	5.63	10	6.30	142	6.83	17	7.24	27	6.89	32	6.41	92	5.63	53	6.58	106	5.90	47	6.94	7	7.29	35	7.09	48	6.25	80	5.96	12	4.67	34	5.53

*Significantly different between stakeholder groups

In Nigeria, to what extent do you believe that the World Bank's knowledge work and activities: (1-To no degree at all, 10-To a very significant degree)

The World Bank's Knowledge

	Which of the following best describes your current position?																															
	Office of the President		Parliamentarian		Employee of a Ministry		Consultant on Bank Project		PMU		Local Government		Private Sector		Financial Sector/Bank		NGO/CBO/ Private Found.		Media		Independent Govt. Inst.		Trade Union		Faith-Based Group		Academia		Judiciary Branch		Other	
	N	Mean	N	Mean	N	Mean	N	Mean	N	Mean	N	Mean	N	Mean	N	Mean	N	Mean	N	Mean	N	Mean	N	Mean	N	Mean	N	Mean	N	Mean	N	Mean
Are available when needed*	18	5.28	9	5.33	137	5.85	15	7.80	28	6.46	29	6.07	82	5.67	53	5.87	102	4.63	44	4.98	9	8.22	34	4.32	42	5.55	74	5.50	10	4.60	33	5.55
Include appropriate level of stakeholder involvement during preparation*	18	5.56	8	5.38	141	6.15	17	6.94	29	6.10	28	6.71	88	5.70	47	5.57	98	4.98	42	5.07	7	7.14	34	5.88	43	5.91	74	5.50	9	6.22	29	5.59
Are relevant to Nigeria's development priorities*	17	5.65	10	6.60	147	6.39	18	6.94	30	6.23	31	6.48	92	6.05	55	5.87	110	5.27	45	5.40	10	6.80	37	5.51	52	6.38	79	5.62	11	5.18	33	5.97
Provide feasible recommendations*	16	6.19	8	6.50	141	6.18	17	6.65	30	6.27	30	6.30	83	5.67	53	6.17	106	5.11	44	5.75	7	6.57	35	5.40	48	6.19	75	5.71	12	5.58	32	5.94
Are accessible*	17	5.35	8	6.63	137	6.48	16	6.94	29	6.62	30	5.83	83	5.88	51	6.04	109	4.87	46	5.50	7	5.29	33	4.48	44	4.93	77	5.86	11	4.91	34	6.09
A source of relevant information on global good practices*	18	6.06	10	7.10	144	6.84	17	7.24	29	7.07	31	6.03	94	6.20	52	6.83	108	5.46	48	6.42	7	8.00	37	6.05	49	6.02	78	6.42	12	5.67	32	6.41
Are adequately disseminated*	18	5.11	9	5.89	142	6.11	16	6.69	29	5.83	30	6.23	93	5.34	51	5.51	104	4.68	43	5.28	7	6.86	34	4.50	46	4.96	78	5.42	10	4.70	33	5.36
Are appropriately translated*	18	5.39	10	6.00	141	6.24	15	6.87	28	6.11	30	5.90	87	5.79	51	5.47	101	5.10	45	5.13	7	4.00	38	4.66	49	5.16	75	5.59	10	4.60	32	5.56
Are adaptable to Nigeria's specific development challenges and country circumstances*	17	5.41	9	5.22	141	6.30	15	6.40	30	6.23	30	6.43	89	5.38	54	5.72	105	4.86	47	5.70	6	7.00	38	6.05	49	5.86	77	5.42	11	5.18	32	5.31

*Significantly different between stakeholder groups

D. The World Bank's Knowledge (continued)**The World Bank's Knowledge**

	Which of the following best describes your current position?																															
	Office of the President		Parliamentarian		Employee of a Ministry		Consultant on Bank Project		PMU		Local Government		Private Sector		Financial Sector/Bank		NGO/CBO/ Private Found.		Media		Independent Govt. Inst.		Trade Union		Faith-Based Group		Academia		Judiciary Branch		Other	
	N	Mean	N	Mean	N	Mean	N	Mean	N	Mean	N	Mean	N	Mean	N	Mean	N	Mean	N	Mean	N	Mean	N	Mean	N	Mean	N	Mean	N	Mean	N	Mean
Overall, how significant a contribution do you believe the World Bank's knowledge work and research make to development results in your country, on a ten point scale?*	18	5.89	10	7.50	147	6.90	17	7.53	29	6.79	33	6.67	91	6.25	52	6.19	106	6.09	47	6.30	7	8.29	36	6.53	51	6.75	82	6.37	11	5.45	32	6.03
Overall, how would you rate the technical quality of the World Bank's knowledge/research, on a ten point scale?*	18	6.61	9	7.78	148	7.01	18	8.11	30	7.23	33	6.76	95	6.69	49	7.33	111	6.50	48	6.67	9	8.67	34	7.00	51	7.31	79	6.89	11	6.36	32	7.41
Overall, how effective is the World Bank at providing linkage to non-Bank expertise e.g., South-South knowledge sharing, etc.)?	18	5.33	6	6.00	127	6.25	15	7.20	26	6.31	29	5.90	86	6.05	46	6.43	92	5.36	40	5.73	5	7.80	34	5.44	39	6.05	70	5.81	11	5.18	23	6.09

(1-Not significant at all, 10-Very significant; 1-Very low technical quality, 10-Very high technical quality) *Significantly different between stakeholder groups

E. Working with the World Bank

To what extent do you agree/disagree with the following statements, on a ten-point scale? (1-Strongly disagree, 10-Strongly agree)

Working with the World Bank

	Which of the following best describes your current position?																															
	Office of the President		Parliamentarian		Employee of a Ministry		Consultant on Bank Project		PMU		Local Government		Private Sector		Financial Sector/Bank		NGO/CBO/Private Found.		Media		Independent Govt. Inst.		Trade Union		Faith-Based Group		Academia		Judiciary Branch		Other	
	N	Mean	N	Mean	N	Mean	N	Mean	N	Mean	N	Mean	N	Mean	N	Mean	N	Mean	N	Mean	N	Mean	N	Mean	N	Mean	N	Mean	N	Mean	N	Mean
The World Bank disburses funds promptly*	18	4.33	9	5.56	140	5.91	17	6.12	25	6.84	30	5.60	83	5.59	44	5.89	81	4.84	39	5.10	7	5.29	34	4.62	38	5.58	66	5.62	10	3.70	27	4.89
The World Bank effectively monitors and evaluates the projects and programs it supports*	19	4.47	9	6.22	144	6.47	17	7.59	27	6.26	32	6.31	93	5.70	50	6.48	102	5.98	46	6.22	9	7.11	35	6.46	49	6.63	76	6.30	11	4.55	33	5.55
The World Bank's approvals and reviews are done in a timely fashion	18	5.00	8	5.88	140	5.96	17	6.59	28	6.29	31	6.10	84	5.37	42	5.98	88	5.70	39	5.56	8	6.25	35	5.63	41	6.20	70	5.99	10	4.00	31	5.00
The World Bank's "Safeguard Policy" requirements are reasonable	19	6.00	8	6.38	134	6.63	17	7.00	25	6.88	27	6.44	85	6.14	43	6.44	90	5.56	39	5.46	9	6.33	35	5.86	42	6.62	66	6.06	11	6.27	27	5.85
The World Bank imposes reasonable conditions on its lending*	19	5.42	9	5.44	137	6.37	17	6.71	24	6.29	31	6.23	90	6.17	48	6.40	93	5.05	43	5.63	10	6.10	35	5.09	40	5.95	73	5.66	10	6.00	28	5.79
Working with the World Bank increases Nigeria's institutional capacity*	19	6.53	10	7.30	145	6.84	17	7.41	29	7.03	33	6.42	92	6.11	52	6.63	100	5.71	42	6.48	8	7.00	36	6.11	50	6.56	76	6.22	10	5.90	34	6.06
The World Bank ensures consistency and continuity through staff changes	19	5.32	7	7.14	122	6.29	16	6.94	24	5.25	31	6.26	79	6.24	45	6.13	89	5.62	36	5.22	6	6.67	34	6.38	38	6.47	64	5.77	9	5.00	29	6.14
The World Bank's teams and visits are well coordinated	19	6.47	6	6.67	136	6.57	15	6.87	28	6.36	28	7.04	84	6.56	49	6.31	90	5.79	39	6.67	7	6.57	33	6.52	38	6.76	70	6.50	9	5.89	29	5.90
Where country systems (e.g., procurement, financial management, etc.) are adequate, the World Bank makes appropriate use of them	19	5.95	8	7.13	139	6.55	15	7.20	26	6.04	32	6.59	88	6.18	46	6.57	90	5.62	39	6.13	5	7.80	33	5.85	39	6.69	69	6.23	10	4.80	30	5.80
The World Bank provides effective implementation support*	18	6.00	8	7.37	142	6.64	17	7.76	29	6.38	32	6.59	95	6.17	49	6.65	98	5.97	43	6.28	9	8.44	36	6.22	47	6.66	74	6.38	11	5.09	32	5.50

*Significantly different between stakeholder groups

F. The Future Role of the World Bank in Nigeria

The Future Role of the World Bank in Nigeria

	Which of the following best describes your current position?																															
	Office of the President		Parliamentarian		Employee of a Ministry		Consultant on Bank Project		PMU		Local Government		Private Sector		Financial Sector/Bank		NGO/CBO/Private Found.		Media		Independent Govt. Inst.		Trade Union		Faith-Based Group		Academia		Judiciary Branch		Other	
	N	Mean	N	Mean	N	Mean	N	Mean	N	Mean	N	Mean	N	Mean	N	Mean	N	Mean	N	Mean	N	Mean	N	Mean	N	Mean	N	Mean	N	Mean	N	Mean
How significant a role do you believe the World Bank SHOULD play in Nigeria's development in the near future, on a ten point scale?*	19	7.32	10	8.80	150	8.25	17	8.18	30	8.07	33	8.33	98	8.14	56	8.41	112	7.51	48	7.62	10	8.90	37	8.19	54	8.72	83	8.17	12	7.50	35	7.49

(1-Not a significant role at all, 10-Very significant role) *Significantly different between stakeholder groups

F. The Future Role of the World Bank in Nigeria (continued)

Which of the following SHOULD the World Bank do to make itself of greater value in Nigeria? (Choose no more than TWO)

Percentage of Respondents (Responses Combined)	Office of the President	Office of Parliamentarian	Employee of a Ministry	Consultant on Bank Project	PMU	Local Government	Private Sector	Financial Sector/ Bank	NGO/CBO/ Private Foundation	Media	Indep. Govt. Inst.	Trade Union	Faith-Based Group	Academia	Judiciary Branch	Other
Improve the quality of its experts as related to Nigeria's specific challenges	26.3%	40.0%	50.3%	33.3%	50.0%	51.5%	52.5%	50.9%	38.1%	34.7%	66.7%	42.5%	35.1%	50.6%	25.0%	52.9%
Reduce the complexity of obtaining World Bank financing	57.9%	30.0%	37.3%	33.3%	33.3%	30.3%	27.7%	28.1%	39.8%	36.7%	33.3%	50.0%	33.3%	28.9%	33.3%	35.3%
Focus primarily on advocacy issues	21.1%	10.0%	9.8%	16.7%	16.7%	6.1%	12.9%	17.5%	20.4%	16.3%	22.2%	12.5%	12.3%	14.5%	0.0%	5.9%
Improve the competitiveness of its financing compared to markets	10.5%	0.0%	7.8%	5.6%	13.3%	9.1%	13.9%	12.3%	8.0%	12.2%	0.0%	10.0%	14.0%	13.3%	16.7%	8.8%
Ensure greater selectivity in its work	36.8%	20.0%	17.0%	27.8%	16.7%	18.2%	15.8%	17.5%	15.9%	8.2%	22.2%	20.0%	22.8%	8.4%	25.0%	17.6%
Provide more adequate data/knowledge/statistics/figures on Nigeria's economy	5.3%	20.0%	28.8%	16.7%	20.0%	33.3%	31.7%	22.8%	24.8%	24.5%	11.1%	17.5%	19.3%	32.5%	16.7%	14.7%
Offer more innovative financial products	15.8%	20.0%	15.7%	27.8%	3.3%	12.1%	6.9%	17.5%	15.0%	20.4%	22.2%	20.0%	22.8%	15.7%	25.0%	5.9%
Offer more innovative knowledge services	10.5%	20.0%	13.7%	16.7%	20.0%	6.1%	10.9%	8.8%	13.3%	12.2%	0.0%	7.5%	14.0%	14.5%	8.3%	8.8%
Increase availability of Fee-Based services	0.0%	0.0%	4.6%	5.6%	3.3%	0.0%	6.9%	5.3%	9.7%	4.1%	0.0%	2.5%	5.3%	6.0%	8.3%	8.8%
Work faster	10.5%	20.0%	10.5%	11.1%	16.7%	18.2%	15.8%	7.0%	9.7%	24.5%	22.2%	12.5%	15.8%	3.6%	16.7%	17.6%
Other	0.0%	0.0%	0.7%	0.0%	6.7%	0.0%	3.0%	8.8%	0.9%	0.0%	0.0%	0.0%	0.0%	4.8%	8.3%	5.9%

G. Communication and Information Sharing

How do you get most of your information about economic and social development issues in Nigeria? (Choose no more than TWO)

Percentage of Respondents (Responses Combined)	Office of the President	Office of Parliamentarian	Employee of a Ministry	Consultant on Bank Project	PMU	Local Government	Private Sector	Financial Sector/ Bank	NGO/CBO/ Private Foundation	Media	Indep. Govt. Inst.	Trade Union	Faith-Based Group	Academia	Judiciary Branch	Other
Local newspapers	63.2%	60.0%	65.5%	50.0%	73.3%	25.8%	60.8%	60.7%	50.4%	46.0%	60.0%	61.5%	40.4%	56.6%	75.0%	65.7%
International newspapers	10.5%	0.0%	2.7%	16.7%	10.0%	6.5%	3.9%	8.9%	4.3%	6.0%	10.0%	7.7%	15.8%	7.2%	8.3%	11.4%
Local radio	26.3%	30.0%	27.0%	5.6%	10.0%	58.1%	17.6%	5.4%	28.7%	24.0%	20.0%	35.9%	33.3%	4.8%	16.7%	22.9%
International radio	5.3%	0.0%	2.7%	11.1%	6.7%	3.2%	7.8%	0.0%	4.3%	12.0%	20.0%	5.1%	7.0%	4.8%	0.0%	8.6%
Local television	57.9%	10.0%	35.8%	38.9%	33.3%	67.7%	30.4%	37.5%	38.3%	38.0%	40.0%	46.2%	42.1%	26.5%	41.7%	31.4%
International television	10.5%	20.0%	15.5%	11.1%	16.7%	9.7%	20.6%	21.4%	10.4%	10.0%	0.0%	5.1%	10.5%	18.1%	16.7%	17.1%
Periodicals	5.3%	0.0%	6.1%	5.6%	6.7%	0.0%	4.9%	7.1%	3.5%	4.0%	10.0%	0.0%	1.8%	10.8%	0.0%	2.9%
Internet	15.8%	60.0%	30.4%	50.0%	40.0%	19.4%	32.4%	42.9%	33.9%	46.0%	40.0%	25.6%	31.6%	57.8%	16.7%	22.9%
Social media	0.0%	10.0%	4.7%	0.0%	0.0%	3.2%	8.8%	7.1%	8.7%	10.0%	0.0%	5.1%	7.0%	4.8%	8.3%	5.7%
Blogs	0.0%	0.0%	0.0%	0.0%	0.0%	0.0%	1.0%	0.0%	0.0%	0.0%	0.0%	0.0%	0.0%	0.0%	0.0%	0.0%
Mobile phones	5.3%	0.0%	5.4%	0.0%	3.3%	0.0%	8.8%	5.4%	5.2%	2.0%	0.0%	2.6%	5.3%	6.0%	0.0%	2.9%
Instant messaging	5.3%	0.0%	0.0%	0.0%	0.0%	0.0%	0.0%	0.0%	2.6%	0.0%	0.0%	0.0%	0.0%	0.0%	8.3%	0.0%
Other	0.0%	0.0%	0.7%	5.6%	0.0%	0.0%	2.0%	3.6%	0.9%	0.0%	0.0%	0.0%	0.0%	0.0%	0.0%	0.0%

G. Communication and Information Sharing (continued)

How would you prefer to receive information from the World Bank? (Choose no more than TWO)

Percentage of Respondents (Responses Combined)	Office of the President	Office of Parliamentarian	Employee of a Ministry	Consultant on Bank Project	PMU	Local Government	Private Sector	Financial Sector/ Bank	NGO/CBO/ Private Foundation	Media	Indep. Govt. Inst.	Trade Union	Faith-Based Group	Academia	Judiciary Branch	Other
World Bank website	36.8%	30.0%	48.0%	16.7%	56.7%	33.3%	47.1%	42.9%	25.4%	35.3%	40.0%	24.4%	32.1%	58.0%	33.3%	51.4%
Direct contact with World Bank	10.5%	10.0%	14.5%	27.8%	23.3%	6.1%	9.8%	10.7%	18.4%	29.4%	0.0%	22.0%	7.1%	3.7%	8.3%	11.4%
e-newsletters	15.8%	20.0%	22.4%	44.4%	13.3%	6.1%	17.6%	25.0%	26.3%	13.7%	20.0%	12.2%	16.1%	17.3%	8.3%	20.0%
Instant messaging	5.3%	20.0%	7.9%	11.1%	3.3%	0.0%	8.8%	3.6%	11.4%	3.9%	20.0%	22.0%	7.1%	3.7%	0.0%	5.7%
World Bank seminars/ workshops/conferences	36.8%	40.0%	33.6%	33.3%	43.3%	24.2%	24.5%	25.0%	36.0%	35.3%	30.0%	19.5%	37.5%	43.2%	50.0%	34.3%
World Bank Public Information Center	26.3%	10.0%	6.6%	0.0%	13.3%	9.1%	18.6%	5.4%	10.5%	5.9%	20.0%	19.5%	12.5%	7.4%	33.3%	14.3%
World Bank publications and other written materials	5.3%	20.0%	23.0%	16.7%	16.7%	12.1%	16.7%	28.6%	18.4%	27.5%	0.0%	22.0%	32.1%	30.9%	8.3%	11.4%
Mobile phones	26.3%	10.0%	15.8%	22.2%	16.7%	27.3%	31.4%	25.0%	25.4%	9.8%	20.0%	24.4%	26.8%	13.6%	16.7%	11.4%
Social media	5.3%	20.0%	13.2%	22.2%	3.3%	30.3%	19.6%	23.2%	15.8%	27.5%	50.0%	12.2%	10.7%	11.1%	16.7%	22.9%
Blogs	0.0%	10.0%	0.0%	0.0%	0.0%	3.0%	0.0%	0.0%	0.9%	0.0%	0.0%	2.4%	0.0%	0.0%	0.0%	0.0%
Other	15.8%	0.0%	5.3%	0.0%	0.0%	24.2%	1.0%	5.4%	3.5%	0.0%	0.0%	0.0%	1.8%	2.5%	0.0%	5.7%

Are you aware of the World Bank's Access to Information Policy under which the Bank will now disclose any information in its possession that is not a list of exceptions?

Percentage of Respondents	Office of the President	Office of Parliamentarian	Employee of a Ministry	Consultant on Bank Project	PMU	Local Government	Private Sector	Financial Sector/ Bank	NGO/CBO/ Private Foundation	Media	Indep. Govt. Inst.	Trade Union	Faith-Based Group	Academia	Judiciary Branch	Other
Yes	42.1%	37.5%	30.6%	16.7%	37.9%	45.5%	27.7%	28.6%	16.4%	31.9%	20.0%	26.3%	22.8%	36.3%	25.0%	18.8%
No	57.9%	62.5%	69.4%	83.3%	62.1%	54.5%	72.3%	71.4%	83.6%	68.1%	80.0%	73.7%	77.2%	63.8%	75.0%	81.3%

Have you requested information from the World Bank on its activities in the past year?*

Percentage of Respondents	Office of the President	Office of Parliamentarian	Employee of a Ministry	Consultant on Bank Project	PMU	Local Government	Private Sector	Financial Sector/ Bank	NGO/CBO/ Private Foundation	Media	Indep. Govt. Inst.	Trade Union	Faith-Based Group	Academia	Judiciary Branch	Other
Yes	47.4%	12.5%	31.3%	33.3%	37.9%	32.3%	36.8%	18.2%	15.7%	34.8%	20.0%	18.4%	7.1%	44.2%	25.0%	16.1%
No	52.6%	87.5%	68.7%	66.7%	62.1%	67.7%	63.2%	81.8%	84.3%	65.2%	80.0%	81.6%	92.9%	55.8%	75.0%	83.9%

*Significantly different between stakeholder groups

Were you able to obtain this information?*

Percentage of Respondents	Office of the President	Office of Parliamentarian	Employee of a Ministry	Consultant on Bank Project	PMU	Local Government	Private Sector	Financial Sector/ Bank	NGO/CBO/ Private Foundation	Media	Indep. Govt. Inst.	Trade Union	Faith-Based Group	Academia	Judiciary Branch	Other
Yes	72.7%	100.0%	69.6%	83.3%	100.0%	78.6%	68.8%	45.5%	41.9%	48.3%	100.0%	27.3%	80.0%	80.5%	50.0%	41.7%
No	27.3%	0.0%	30.4%	16.7%	0.0%	21.4%	31.3%	54.5%	58.1%	51.7%	0.0%	72.7%	20.0%	19.5%	50.0%	58.3%

*Significantly different between stakeholder groups

Do you have access to the Internet?*

Percentage of Respondents	Office of the President	Office of Parliamentarian	Employee of a Ministry	Consultant on Bank Project	PMU	Local Government	Private Sector	Financial Sector/ Bank	NGO/CBO/ Private Foundation	Media	Indep. Govt. Inst.	Trade Union	Faith-Based Group	Academia	Judiciary Branch	Other
Yes	84.2%	100.0%	93.0%	100.0%	96.6%	93.1%	99.0%	96.4%	93.5%	93.8%	100.0%	83.8%	86.0%	95.1%	75.0%	84.4%
No	15.8%	0.0%	7.0%	0.0%	3.4%	6.9%	1.0%	3.6%	6.5%	6.3%	0.0%	16.2%	14.0%	4.9%	25.0%	15.6%

*Significantly different between stakeholder groups

G. Communication and Information Sharing (continued)

Do you use/have used the World Bank website?*

Percentage of Respondents	Office of the President	Office of Parliamentarian	Employee of a Ministry	Consultant on Bank Project	PMU	Local Government	Private Sector	Financial Sector/Bank	NGO/CBO/Private Foundation	Media	Indep. Govt. Inst.	Trade Union	Faith-Based Group	Academia	Judiciary Branch	Other
Yes	63.2%	44.4%	56.6%	83.3%	80.0%	50.0%	59.4%	43.6%	45.9%	63.8%	60.0%	40.5%	38.6%	71.6%	41.7%	53.1%
No	36.8%	55.6%	43.4%	16.7%	20.0%	50.0%	40.6%	56.4%	54.1%	36.2%	40.0%	59.5%	61.4%	28.4%	58.3%	46.9%

*Significantly different between stakeholder groups

Which do you primarily use?

Percentage of Respondents	Office of the President	Office of Parliamentarian	Employee of a Ministry	Consultant on Bank Project	PMU	Local Government	Private Sector	Financial Sector/Bank	NGO/CBO/Private Foundation	Media	Indep. Govt. Inst.	Trade Union	Faith-Based Group	Academia	Judiciary Branch	Other
The World Bank's country website	75.0%	25.0%	45.9%	23.1%	33.3%	62.5%	43.5%	41.9%	35.1%	45.7%	33.3%	35.0%	43.5%	45.9%	50.0%	33.3%
The World Bank's main website	25.0%	75.0%	54.1%	76.9%	66.7%	37.5%	56.5%	58.1%	64.9%	54.3%	66.7%	65.0%	56.5%	54.1%	50.0%	66.7%

The Internet connection I mainly use when visiting a World Bank website is:*

Percentage of Respondents	Office of the President	Office of Parliamentarian	Employee of a Ministry	Consultant on Bank Project	PMU	Local Government	Private Sector	Financial Sector/Bank	NGO/CBO/Private Foundation	Media	Indep. Govt. Inst.	Trade Union	Faith-Based Group	Academia	Judiciary Branch	Other
High speed	23.1%	0.0%	46.5%	13.3%	57.7%	56.3%	44.6%	35.3%	38.2%	52.9%	66.7%	42.1%	30.4%	39.1%	0.0%	47.4%
Dial-up	15.4%	0.0%	11.1%	6.7%	11.5%	12.5%	10.8%	14.7%	5.9%	20.6%	16.7%	15.8%	26.1%	15.6%	40.0%	0.0%
3G/4G	61.5%	100.0%	42.4%	80.0%	30.8%	31.3%	44.6%	50.0%	55.9%	26.5%	16.7%	42.1%	43.5%	45.3%	60.0%	52.6%

*Significantly different between stakeholder groups

Please rate how much you agree with the following statements, on a ten-point scale. (1-Strongly disagree, 10-Strongly agree)

Communication and Information Sharing

	Which of the following best describes your current position?																															
	Office of the President		Parliamentarian		Employee of a Ministry		Consultant on Bank Project		PMU		Local Government		Private Sector		Financial Sector/Bank		NGO/CBO/Private Found.		Media		Independent Govt. Inst.		Trade Union		Faith-Based Group		Academia		Judiciary Branch		Other	
	N	Mean	N	Mean	N	Mean	N	Mean	N	Mean	N	Mean	N	Mean	N	Mean	N	Mean	N	Mean	N	Mean	N	Mean	N	Mean	N	Mean	N	Mean	N	Mean
I use more data from the World Bank as a result of the organization's Open Data policy*	18	5.50	7	4.29	118	5.34	16	5.81	22	5.00	23	5.52	80	4.80	41	5.10	82	3.84	35	5.00	4	3.50	25	4.16	35	3.83	64	5.89	9	4.89	21	4.81
I find the World Bank websites easy to navigate.*	14	6.00	5	5.60	105	6.57	15	7.47	26	6.54	18	6.94	65	6.38	31	6.42	71	4.80	29	5.17	7	7.57	22	4.59	26	4.81	62	6.53	7	5.29	21	6.86
I find the information on the World Bank's websites useful.*	15	6.13	4	7.25	103	6.93	14	8.07	24	7.50	18	7.06	65	6.54	31	7.19	65	5.22	30	5.33	6	7.33	21	4.29	22	6.23	60	6.88	6	4.67	21	7.48
I find information on World Bank Facebook, Twitter, YouTube or Flickr useful	15	5.67	4	6.00	89	5.79	14	6.57	13	5.85	21	6.05	65	5.45	33	4.76	73	4.73	32	4.84	5	8.20	24	4.46	22	4.50	44	5.32	10	5.10	19	5.26
When I need information from the World Bank I know how to find it*	17	6.00	6	6.50	122	6.66	15	7.33	28	6.54	25	6.36	76	5.84	47	5.96	90	4.41	38	6.08	6	6.33	26	4.00	37	5.62	68	6.06	10	5.40	23	6.39
The World Bank is responsive to my information requests and inquiries*	17	5.71	5	6.60	112	6.36	13	5.00	24	6.75	22	7.59	67	5.76	38	5.05	73	3.79	35	5.14	6	5.83	25	4.60	29	4.00	62	5.69	9	5.00	19	5.47

*Significantly different between stakeholder groups

H. Background Information

Currently, do you professionally collaborate/work with the World Bank in your country?

Percentage of Respondents	Office of the President	Office of Parliamentarian	Employee of a Ministry	Consultant on Bank Project	PMU	Local Government	Private Sector	Financial Sector/ Bank	NGO/CBO/ Private Foundation	Media	Indep. Govt. Inst.	Trade Union	Faith-Based Group	Academia	Judiciary Branch	Other
Yes	36.8%	20.0%	46.7%	56.3%	70.0%	18.2%	13.7%	12.5%	17.0%	42.0%	50.0%	7.3%	10.5%	13.4%	8.3%	38.2%
No	63.2%	80.0%	53.3%	43.8%	30.0%	81.8%	86.3%	87.5%	83.0%	58.0%	50.0%	92.7%	89.5%	86.6%	91.7%	61.8%

Which of the following describes most of your exposure to the World Bank in Nigeria? (Choose no more than TWO)

Percentage of Respondents (Responses Combined)	Office of the President	Office of Parliamentarian	Employee of a Ministry	Consultant on Bank Project	PMU	Local Government	Private Sector	Financial Sector/ Bank	NGO/CBO/ Private Foundation	Media	Indep. Govt. Inst.	Trade Union	Faith-Based Group	Academia	Judiciary Branch	Other
Observer	52.6%	40.0%	46.6%	18.8%	33.3%	74.2%	72.4%	73.1%	67.9%	72.3%	50.0%	80.0%	85.5%	55.0%	80.0%	55.9%
Use World Bank reports/data	31.6%	20.0%	26.0%	37.5%	20.0%	12.9%	20.4%	32.7%	31.2%	12.8%	37.5%	17.5%	12.7%	45.0%	30.0%	50.0%
Engage in World Bank related/sponsored events/activities	42.1%	50.0%	32.2%	50.0%	53.3%	16.1%	13.3%	13.5%	30.3%	38.3%	50.0%	20.0%	14.5%	20.0%	30.0%	17.6%
Collaborate as part of my professional duties	21.1%	0.0%	27.4%	50.0%	36.7%	16.1%	11.2%	9.6%	7.3%	17.0%	25.0%	5.0%	3.6%	10.0%	10.0%	20.6%
Use World Bank communication tools for information, data, research, etc.	26.3%	20.0%	15.8%	12.5%	16.7%	25.8%	28.6%	25.0%	18.3%	23.4%	37.5%	20.0%	32.7%	40.0%	10.0%	14.7%

Appendix C: Responses to All Questions by Geographic Location

A. General Issues facing Nigeria

In general, would you say that Nigeria is headed in...?

Percentage of Respondents	Adamawa	Cross River	Edo	Enugu	FCT	Kaduna	Lagos
In the right direction	17.5%	59.5%	68.3%	42.6%	50.4%	33.3%	30.2%
In the wrong direction	72.2%	26.1%	19.8%	25.2%	25.5%	41.2%	36.7%
Don't know	10.3%	14.4%	11.9%	32.2%	24.1%	25.5%	33.1%

*Significantly different between locations

When considering development priorities, which ONE development priority below is the most important in Nigeria? Which ONE is the second most important priority? Which ONE is the third most important priority?

MOST Important Percentage of Respondents	Adamawa	Cross River	Edo	Enugu	FCT	Kaduna	Lagos
Rural development	4.2%	21.4%	29.7%	23.9%	12.7%	4.0%	6.2%
Education	45.8%	17.5%	21.8%	18.6%	28.2%	24.8%	21.2%
Social protection	2.1%	1.0%	0.0%	1.8%	1.4%	0.0%	0.0%
Transport	1.0%	1.0%	1.0%	1.8%	2.1%	0.0%	0.7%
Basic infrastructure	1.0%	9.7%	5.0%	3.5%	14.1%	3.0%	12.3%
Poverty reduction	7.3%	5.8%	8.9%	6.2%	2.8%	9.9%	6.2%
Public sector reform	1.0%	0.0%	0.0%	0.9%	0.0%	0.0%	1.4%
Regional integration	0.0%	0.0%	0.0%	1.8%	0.0%	0.0%	0.0%
Global integration	0.0%	0.0%	0.0%	1.8%	0.7%	1.0%	0.0%
Gender	1.0%	0.0%	0.0%	0.0%	0.0%	0.0%	0.0%
Domestic private sector development	0.0%	1.0%	0.0%	2.7%	0.7%	0.0%	0.7%
Foreign direct investment	1.0%	2.9%	0.0%	0.0%	0.0%	0.0%	0.0%
Water and sanitation	2.1%	1.0%	0.0%	0.9%	1.4%	0.0%	0.0%
Anti-corruption	5.2%	7.8%	10.9%	7.1%	9.2%	13.9%	13.7%
Monitoring and evaluation	0.0%	0.0%	0.0%	0.0%	0.0%	0.0%	0.7%
Public financial management	0.0%	0.0%	0.0%	0.9%	1.4%	0.0%	0.0%
Job creation/employment	3.1%	8.7%	5.0%	8.0%	3.5%	10.9%	5.5%
Youth employment	3.1%	1.0%	0.0%	0.9%	0.7%	3.0%	1.4%
Governance	0.0%	2.9%	0.0%	0.9%	4.2%	2.0%	7.5%
Financial markets	0.0%	0.0%	0.0%	0.0%	0.7%	0.0%	0.0%
Urban development	0.0%	0.0%	2.0%	0.0%	0.0%	0.0%	0.0%
Natural resource management	0.0%	1.9%	1.0%	0.0%	0.7%	1.0%	0.0%
Environmental sustainability	0.0%	0.0%	0.0%	0.0%	0.7%	0.0%	0.0%
Equality of opportunity	0.0%	1.0%	0.0%	0.0%	0.7%	1.0%	0.0%
Health	6.3%	2.9%	1.0%	2.7%	1.4%	8.9%	1.4%
Communicable/non-communicable diseases	0.0%	0.0%	0.0%	0.0%	0.0%	0.0%	0.0%
Energy	10.4%	6.8%	1.0%	4.4%	5.6%	5.9%	16.4%
Food security	4.2%	1.0%	2.0%	0.0%	0.7%	1.0%	1.4%
Climate change	0.0%	0.0%	0.0%	0.0%	0.7%	0.0%	0.0%
Disaster management	0.0%	0.0%	0.0%	0.0%	0.7%	0.0%	0.0%
Agricultural development	0.0%	3.9%	3.0%	7.1%	0.7%	1.0%	2.1%
Regional trade	0.0%	0.0%	0.0%	0.0%	0.0%	0.0%	0.0%
International trade	0.0%	0.0%	0.0%	0.0%	0.0%	0.0%	0.0%
Crime and violence	0.0%	0.0%	0.0%	0.9%	0.7%	5.9%	0.0%
Economic growth	1.0%	0.0%	5.0%	1.8%	0.7%	2.0%	1.4%
Law and justice	0.0%	0.0%	1.0%	0.0%	1.4%	0.0%	0.0%
Regulatory and institutional framework	0.0%	0.0%	0.0%	0.9%	0.7%	0.0%	0.0%
Information and communications technology	0.0%	1.0%	0.0%	0.0%	0.0%	1.0%	0.0%

A. General Issues facing Nigeria (continued)

When considering development priorities, which ONE development priority below is the most important in Nigeria? Which ONE is the second most important priority? Which ONE is the third most important priority?

2nd MOST Important							
Percentage of Respondents	Adamawa	Cross River	Edo	Enugu	FCT	Kaduna	Lagos
Rural development	1.1%	7.7%	6.9%	10.6%	7.0%	2.0%	5.4%
Education	15.8%	22.1%	23.5%	9.7%	9.1%	10.9%	9.5%
Social protection	6.3%	1.0%	1.0%	0.9%	2.8%	3.0%	0.7%
Transport	2.1%	1.0%	2.0%	0.0%	1.4%	1.0%	3.4%
Basic infrastructure	7.4%	3.8%	4.9%	4.4%	9.1%	5.0%	12.9%
Poverty reduction	21.1%	13.5%	5.9%	6.2%	4.2%	9.9%	5.4%
Public sector reform	3.2%	1.9%	2.9%	3.5%	2.8%	0.0%	0.7%
Regional integration	1.1%	0.0%	1.0%	0.9%	0.7%	0.0%	0.0%
Global integration	1.1%	0.0%	0.0%	2.7%	0.0%	0.0%	0.0%
Gender	2.1%	0.0%	2.0%	1.8%	0.0%	0.0%	0.0%
Domestic private sector development	1.1%	2.9%	2.0%	1.8%	0.0%	1.0%	0.7%
Foreign direct investment	1.1%	0.0%	0.0%	3.5%	2.8%	0.0%	0.7%
Water and sanitation	3.2%	1.9%	1.0%	1.8%	2.8%	2.0%	0.0%
Anti-corruption	8.4%	14.4%	6.9%	9.7%	7.0%	8.9%	7.5%
Monitoring and evaluation	0.0%	1.9%	1.0%	3.5%	0.7%	0.0%	0.7%
Public financial management	0.0%	1.0%	2.9%	3.5%	1.4%	2.0%	2.7%
Job creation/employment	3.2%	3.8%	5.9%	8.0%	5.6%	18.8%	13.6%
Youth employment	3.2%	2.9%	4.9%	0.0%	3.5%	3.0%	4.1%
Governance	0.0%	0.0%	1.0%	4.4%	11.2%	1.0%	6.8%
Financial markets	0.0%	0.0%	0.0%	0.9%	0.7%	0.0%	0.0%
Urban development	0.0%	0.0%	2.0%	0.0%	1.4%	0.0%	0.7%
Natural resource management	1.1%	1.9%	1.0%	4.4%	1.4%	0.0%	1.4%
Environmental sustainability	0.0%	0.0%	1.0%	0.9%	0.0%	0.0%	0.0%
Equality of opportunity	1.1%	1.0%	0.0%	0.0%	0.7%	2.0%	0.7%
Health	4.2%	3.8%	2.9%	1.8%	3.5%	4.0%	1.4%
Communicable/non-communicable diseases	0.0%	0.0%	0.0%	0.0%	0.7%	1.0%	0.0%
Energy	3.2%	2.9%	2.9%	3.5%	6.3%	10.9%	12.2%
Food security	0.0%	2.9%	2.0%	0.9%	0.7%	3.0%	0.7%
Climate change	0.0%	1.0%	0.0%	0.0%	0.7%	1.0%	0.0%
Disaster management	1.1%	0.0%	0.0%	0.0%	0.7%	0.0%	0.0%
Agricultural development	3.2%	3.8%	5.9%	3.5%	2.8%	3.0%	4.8%
Regional trade	1.1%	0.0%	0.0%	0.9%	0.0%	0.0%	0.0%
International trade	1.1%	0.0%	1.0%	0.0%	0.0%	0.0%	0.0%
Crime and violence	1.1%	0.0%	3.9%	2.7%	3.5%	5.0%	2.0%
Economic growth	1.1%	1.9%	2.0%	1.8%	1.4%	2.0%	1.4%
Law and justice	0.0%	0.0%	0.0%	0.0%	2.1%	0.0%	0.0%
Regulatory and institutional framework	0.0%	1.0%	0.0%	0.0%	1.4%	0.0%	0.0%
Information and communications technology	1.1%	0.0%	0.0%	1.8%	0.0%	0.0%	0.0%

A. General Issues facing Nigeria (continued)

When considering development priorities, which ONE development priority below is the most important in Nigeria? Which ONE is the second most important priority? Which ONE is the third most important priority?

3 rd MOST Important	Adamawa	Cross River	Edo	Enugu	FCT	Kaduna	Lagos
Percentage of Respondents							
Rural development	1.0%	5.8%	4.0%	5.4%	2.8%	5.9%	1.4%
Education	9.4%	3.9%	5.9%	2.7%	7.0%	6.9%	10.3%
Social protection	1.0%	1.9%	3.0%	1.8%	2.8%	1.0%	2.1%
Transport	2.1%	0.0%	1.0%	0.0%	2.8%	4.0%	0.0%
Basic infrastructure	4.2%	4.9%	3.0%	4.5%	9.9%	5.0%	10.3%
Poverty reduction	6.3%	10.7%	4.0%	3.6%	6.3%	10.9%	8.9%
Public sector reform	0.0%	0.0%	0.0%	1.8%	4.2%	0.0%	1.4%
Regional integration	0.0%	0.0%	1.0%	0.9%	2.8%	0.0%	0.0%
Global integration	1.0%	1.0%	1.0%	0.9%	1.4%	0.0%	0.0%
Gender	1.0%	0.0%	2.0%	0.0%	1.4%	0.0%	0.0%
Domestic private sector development	0.0%	1.0%	2.0%	0.0%	1.4%	0.0%	0.7%
Foreign direct investment	0.0%	0.0%	1.0%	0.0%	0.0%	2.0%	0.7%
Water and sanitation	4.2%	1.0%	0.0%	2.7%	0.0%	2.0%	2.1%
Anti-corruption	18.8%	11.7%	3.0%	6.3%	4.2%	2.0%	8.2%
Monitoring and evaluation	2.1%	0.0%	2.0%	1.8%	1.4%	0.0%	0.0%
Public financial management	0.0%	1.9%	0.0%	0.9%	0.7%	0.0%	2.1%
Job creation/employment	12.5%	9.7%	12.9%	8.9%	8.5%	6.9%	9.6%
Youth employment	2.1%	5.8%	5.0%	0.9%	2.1%	2.0%	2.7%
Governance	1.0%	3.9%	4.0%	1.8%	4.2%	4.0%	3.4%
Financial markets	0.0%	1.9%	0.0%	0.9%	0.7%	0.0%	0.0%
Urban development	1.0%	0.0%	2.0%	1.8%	0.0%	1.0%	0.7%
Natural resource management	0.0%	2.9%	2.0%	2.7%	0.7%	2.0%	2.1%
Environmental sustainability	1.0%	0.0%	2.0%	5.4%	0.7%	0.0%	0.0%
Equality of opportunity	1.0%	0.0%	0.0%	2.7%	1.4%	4.0%	1.4%
Health	15.6%	6.8%	7.9%	2.7%	7.7%	6.9%	4.8%
Communicable/non-communicable diseases	0.0%	0.0%	1.0%	2.7%	0.7%	0.0%	0.7%
Energy	1.0%	5.8%	10.9%	4.5%	1.4%	6.9%	11.6%
Food security	0.0%	1.9%	1.0%	8.9%	2.1%	2.0%	3.4%
Climate change	0.0%	0.0%	0.0%	0.0%	1.4%	0.0%	0.0%
Disaster management	2.1%	0.0%	2.0%	0.9%	0.7%	2.0%	0.0%
Agricultural development	7.3%	7.8%	8.9%	10.7%	4.9%	13.9%	7.5%
Regional trade	0.0%	0.0%	0.0%	0.9%	0.7%	0.0%	0.0%
International trade	0.0%	1.0%	0.0%	0.0%	0.0%	2.0%	0.0%
Crime and violence	2.1%	3.9%	2.0%	0.9%	2.8%	4.0%	0.7%
Economic growth	0.0%	2.9%	5.0%	5.4%	4.2%	2.0%	3.4%
Law and justice	1.0%	1.0%	0.0%	1.8%	2.1%	0.0%	0.0%
Regulatory and institutional framework	0.0%	0.0%	0.0%	1.8%	2.1%	0.0%	0.0%
Information and communications technology	0.0%	1.0%	0.0%	0.9%	1.4%	1.0%	0.0%

A. General Issues facing Nigeria (continued)

Poverty reduction is a broad term that encompasses work in many different areas. Which THREE areas of development listed below do you believe would contribute most to reducing poverty in Nigeria? (Choose no more than THREE)

Percentage of Respondents (Responses Combined)	Adamawa	Cross River	Edo	Enugu	FCT	Kaduna	Lagos
Water and sanitation	12.4%	4.4%	2.0%	7.0%	2.7%	4.9%	1.3%
Equality of opportunity	11.3%	9.7%	8.0%	2.6%	7.5%	14.7%	8.0%
Economic growth	43.3%	31.9%	39.0%	27.0%	23.8%	34.3%	27.3%
Climate change	1.0%	0.9%	0.0%	0.9%	0.0%	0.0%	0.0%
Disaster management	10.3%	0.0%	1.0%	0.9%	0.7%	1.0%	0.7%
Regional integration	0.0%	0.0%	2.0%	4.3%	1.4%	1.0%	0.7%
Gender	1.0%	0.0%	1.0%	4.3%	1.4%	1.0%	0.7%
Rural development	1.0%	32.7%	27.0%	32.2%	28.6%	8.8%	22.7%
Urban development	14.4%	0.9%	2.0%	1.7%	5.4%	2.0%	1.3%
Education	35.1%	25.7%	45.0%	24.3%	41.5%	35.3%	35.3%
Regulatory framework	1.0%	0.0%	1.0%	0.9%	1.4%	1.0%	0.7%
Basic infrastructure	4.1%	15.0%	13.0%	13.9%	34.0%	10.8%	27.3%
Social protection	3.1%	5.3%	3.0%	6.1%	2.0%	2.9%	4.0%
Law and justice	7.2%	3.5%	1.0%	4.3%	3.4%	1.0%	4.0%
Transport	3.1%	1.8%	2.0%	1.7%	5.4%	2.9%	5.3%
Crime and violence	16.5%	1.8%	2.0%	2.6%	0.7%	7.8%	3.3%
Communicable/non-communicable diseases	0.0%	0.9%	0.0%	4.3%	0.0%	1.0%	0.0%
Information and communications technology	2.1%	8.0%	3.0%	0.9%	0.7%	2.0%	0.7%
Anti-corruption	36.1%	16.8%	18.0%	25.2%	19.7%	40.2%	20.0%
Domestic private sector development	0.0%	6.2%	3.0%	2.6%	4.8%	1.0%	4.0%
Foreign direct investment	1.0%	0.9%	6.0%	0.0%	0.0%	1.0%	1.3%
Global integration	0.0%	0.0%	0.0%	1.7%	0.0%	0.0%	0.7%
Energy	28.9%	18.6%	26.0%	18.3%	18.4%	28.4%	34.0%
Public sector reform	1.0%	2.7%	1.0%	3.5%	2.0%	1.0%	2.7%
Monitoring and evaluation	0.0%	3.5%	3.0%	2.6%	0.7%	0.0%	0.0%
Governance	4.1%	8.0%	8.0%	10.4%	17.0%	10.8%	7.3%
Natural resource management	1.0%	9.7%	2.0%	7.0%	2.7%	2.0%	2.7%
Environmental sustainability	0.0%	2.7%	3.0%	5.2%	0.7%	1.0%	0.0%
Health	12.4%	8.8%	8.0%	13.0%	5.4%	13.7%	6.0%
Public financial management	1.0%	0.0%	2.0%	3.5%	3.4%	0.0%	1.3%
Agricultural development	13.4%	25.7%	27.0%	24.3%	21.1%	27.5%	16.0%
Job creation/employment	23.7%	45.1%	34.0%	29.6%	35.4%	35.3%	46.7%
Financial markets	2.1%	0.0%	0.0%	1.7%	0.7%	2.0%	0.0%
Trade and exports	1.0%	1.8%	1.0%	1.7%	0.0%	0.0%	0.0%
Food security	2.1%	6.2%	5.0%	7.0%	3.4%	2.0%	10.7%
Other	0.0%	0.0%	1.0%	0.9%	1.4%	0.0%	1.3%

A. General Issues facing Nigeria (continued)

Economic growth can be driven by a number of factors. Which THREE areas below do you believe would contribute most to generating economic growth in Nigeria? (Choose no more than THREE)

Percentage of Respondents (Responses Combined)	Adamawa	Cross River	Edo	Enugu	FCT	Kaduna	Lagos
Energy	46.4%	58.4%	66.3%	53.9%	47.3%	49.0%	60.7%
Equality of opportunity	3.1%	5.3%	11.9%	2.6%	5.5%	7.8%	4.0%
Social protection	2.1%	1.8%	2.0%	0.9%	2.1%	3.9%	0.7%
Global integration	0.0%	6.2%	3.0%	3.5%	0.0%	0.0%	4.0%
Climate change	6.2%	0.0%	0.0%	1.7%	0.0%	0.0%	0.0%
Anti-corruption	47.4%	11.5%	16.8%	17.4%	24.0%	24.5%	28.7%
Disaster management	2.1%	1.8%	0.0%	0.9%	0.0%	0.0%	0.0%
Rural development	3.1%	14.2%	15.8%	13.0%	11.0%	5.9%	12.7%
Foreign direct investment	4.1%	14.2%	13.9%	7.0%	6.2%	6.9%	8.0%
Urban development	14.4%	0.0%	2.0%	1.7%	2.7%	2.9%	1.3%
Water and sanitation	7.2%	0.9%	1.0%	1.7%	2.7%	2.0%	0.7%
Education	35.1%	26.5%	35.6%	25.2%	30.1%	30.4%	24.7%
Information and communications technology	2.1%	6.2%	9.9%	2.6%	5.5%	2.0%	3.3%
Regulatory and institutional framework	3.1%	0.9%	0.0%	3.5%	4.1%	7.8%	3.3%
Communicable/non-communicable diseases	0.0%	0.9%	0.0%	3.5%	0.0%	2.9%	0.0%
Trade and exports	16.5%	8.8%	8.9%	7.0%	6.8%	6.9%	4.7%
Public sector reform	1.0%	5.3%	2.0%	10.4%	4.8%	0.0%	4.0%
Regional integration	0.0%	0.0%	0.0%	0.9%	0.7%	2.0%	1.3%
Domestic private sector development	1.0%	2.7%	2.0%	3.5%	13.7%	2.0%	4.7%
Job creation/employment	41.2%	24.8%	22.8%	28.7%	17.8%	36.3%	26.0%
Agricultural development	17.5%	31.0%	30.7%	38.3%	25.3%	30.4%	26.0%
Food security	7.2%	3.5%	3.0%	3.5%	6.8%	2.9%	2.0%
Governance	7.2%	9.7%	9.9%	6.1%	19.9%	9.8%	16.7%
Transport	4.1%	4.4%	1.0%	2.6%	5.5%	2.0%	6.0%
Monitoring and evaluation	0.0%	2.7%	2.0%	5.2%	2.7%	2.9%	0.7%
Gender	0.0%	0.0%	1.0%	1.7%	0.0%	2.0%	0.0%
Natural resource management	1.0%	11.5%	12.9%	12.2%	6.8%	18.6%	8.7%
Environmental sustainability	2.1%	1.8%	2.0%	11.3%	0.7%	0.0%	0.7%
Health	4.1%	9.7%	5.0%	7.8%	2.7%	12.7%	1.3%
Basic infrastructure	5.2%	25.7%	5.0%	10.4%	28.8%	16.7%	26.7%
Law and justice	1.0%	0.9%	4.0%	0.9%	2.1%	2.0%	4.7%
Crime and violence	4.1%	1.8%	1.0%	0.9%	2.1%	2.9%	2.0%
Public financial management	4.1%	5.3%	5.9%	6.1%	5.5%	2.0%	5.3%
Financial markets	4.1%	1.8%	2.0%	2.6%	2.1%	2.0%	2.0%
Other	0.0%	0.0%	0.0%	0.0%	2.7%	0.0%	1.3%

B. Overall Attitudes toward the World Bank**Overall Attitudes toward the World Bank**

	Which best represents your geographic location?																				
	Adamawa			Cross River			Edo			Enugu			FCT			Kaduna			Lagos		
	N	Mean	SD	N	Mean	SD	N	Mean	SD	N	Mean	SD	N	Mean	SD	N	Mean	SD	N	Mean	SD
How familiar are you with the work of the World Bank in Nigeria, on a ten point scale?*	98	5.99	2.87	110	5.65	2.26	102	5.48	2.76	115	5.78	2.28	145	6.37	2.43	102	6.83	1.55	149	5.30	2.47
Overall, please rate your impression of the World Bank's effectiveness in Nigeria, on a ten point scale?*	86	6.88	2.36	103	5.95	2.57	97	5.88	2.82	111	7.19	2.32	134	5.68	2.20	101	7.37	1.64	141	4.81	2.15
To what extent do you believe the World Bank's staff is well prepared to help Nigeria solve its most complicated development challenges, on a ten point scale?*	83	6.90	2.53	92	6.29	2.63	89	6.53	2.80	100	6.62	2.44	130	6.34	2.26	101	7.20	1.61	123	5.55	2.40

(1-Not familiar at all, 10-Extremely familiar; 1-Not effective at all, 10-Very effective; 1-To no degree at all, 10-To a very significant degree) *Significantly different between locations

B. Overall Attitudes toward the World Bank (continued)

When thinking about how the World Bank can have the most impact on development results in Nigeria, in which sectoral areas do you believe the World Bank should focus most of its attention and resources in Nigeria?
(Choose no more than THREE)

Percentage of Respondents (Responses Combined)	Adamawa	Cross River	Edo	Enugu	FCT	Kaduna	Lagos
Rural development	17.5%	44.2%	38.2%	47.4%	31.1%	18.6%	34.5%
Education	53.6%	39.8%	42.2%	22.8%	41.2%	50.0%	38.5%
Social protection	4.1%	0.9%	2.9%	0.0%	2.0%	1.0%	2.7%
Governance	0.0%	8.0%	9.8%	5.3%	14.2%	7.8%	6.1%
Transport	0.0%	2.7%	3.9%	1.8%	10.8%	0.0%	5.4%
Poverty reduction	36.1%	24.8%	19.6%	15.8%	16.9%	25.5%	14.2%
Public sector reform	7.2%	1.8%	1.0%	7.9%	8.1%	1.0%	5.4%
Regional integration	0.0%	0.0%	1.0%	0.9%	0.0%	2.0%	0.0%
Gender	4.1%	0.9%	3.9%	1.8%	2.7%	2.0%	0.0%
Crime and violence	11.3%	2.7%	11.8%	7.9%	1.4%	8.8%	1.4%
Domestic private sector development	0.0%	3.5%	2.9%	1.8%	6.8%	2.0%	6.1%
Foreign direct investment	2.1%	5.3%	7.8%	2.6%	2.7%	2.9%	4.1%
Water and sanitation	2.1%	3.5%	2.9%	7.9%	4.1%	2.0%	0.7%
Energy	30.9%	31.9%	36.3%	23.7%	21.6%	30.4%	44.6%
Monitoring and evaluation	0.0%	3.5%	0.0%	3.5%	5.4%	0.0%	4.1%
Public financial management	3.1%	0.9%	3.9%	6.1%	6.8%	1.0%	6.1%
Job creation/employment	42.3%	26.5%	17.6%	19.3%	12.2%	33.3%	25.7%
Financial markets	1.0%	0.9%	2.0%	2.6%	0.7%	2.0%	0.0%
Urban development	0.0%	0.0%	4.9%	1.8%	4.7%	1.0%	2.7%
Environmental sustainability	1.0%	3.5%	1.0%	7.0%	1.4%	1.0%	0.0%
Equality of opportunity	0.0%	0.0%	5.9%	4.4%	2.0%	2.0%	0.7%
Health	29.9%	20.4%	14.7%	14.0%	20.3%	19.6%	7.4%
Global integration	0.0%	0.9%	0.0%	1.8%	1.4%	0.0%	0.7%
Food security	1.0%	6.2%	3.9%	9.6%	1.4%	0.0%	3.4%
Climate change	5.2%	0.0%	0.0%	0.9%	0.7%	2.0%	0.0%
Agricultural development	12.4%	23.9%	26.5%	36.8%	22.3%	31.4%	25.0%
International trade	1.0%	1.8%	0.0%	4.4%	1.4%	0.0%	1.4%
Regional trade	1.0%	0.9%	0.0%	0.0%	0.7%	1.0%	0.0%
Economic growth	10.3%	8.0%	11.8%	13.2%	7.4%	10.8%	12.2%
Law and justice	1.0%	0.9%	2.0%	0.0%	0.7%	0.0%	3.4%
Regulatory framework	0.0%	0.0%	0.0%	0.0%	4.1%	2.0%	2.0%
Communicable/non-communicable diseases	2.1%	0.0%	0.0%	1.8%	0.7%	1.0%	0.0%
Basic infrastructure	3.1%	14.2%	6.9%	7.9%	21.6%	10.8%	27.0%
Natural resource management	1.0%	0.0%	3.9%	6.1%	2.0%	7.8%	2.7%
Anti-corruption	9.3%	11.5%	5.9%	7.9%	9.5%	18.6%	9.5%
Information and communications technology	4.1%	4.4%	2.0%	0.0%	1.4%	0.0%	1.4%
Disaster management	0.0%	0.0%	1.0%	2.6%	0.7%	0.0%	0.0%
Other	1.0%	0.9%	1.0%	0.0%	0.7%	0.0%	1.4%

B. Overall Attitudes toward the World Bank (continued)

When thinking about the World Bank's role, which activity do you believe is of greatest VALUE and which activity is of second greatest value in Nigeria?

GREATEST Value							
Percentage of Respondents	Adamawa	Cross River	Edo	Enugu	FCT	Kaduna	Lagos
Financial resources	51.1%	38.0%	41.7%	41.2%	33.8%	52.0%	38.1%
Mobilizing third party financial resources	6.7%	5.6%	6.3%	4.4%	7.0%	11.8%	3.4%
Technical assistance	7.8%	11.1%	12.5%	16.7%	21.1%	7.8%	18.4%
Policy advice	5.6%	5.6%	10.4%	3.5%	7.0%	2.0%	12.2%
Development partner coordination	4.4%	5.6%	2.1%	14.9%	9.2%	8.8%	8.8%
Data	2.2%	1.9%	4.2%	4.4%	4.9%	2.9%	1.4%
Training/capacity building	5.6%	27.8%	14.6%	11.4%	13.4%	5.9%	13.6%
Studies/analyses	8.9%	0.9%	4.2%	0.0%	0.7%	1.0%	0.0%
Convening/facilitating	1.1%	0.9%	1.0%	0.9%	0.7%	2.0%	1.4%
Linkage to non-Bank expertise	6.7%	2.8%	3.1%	0.9%	1.4%	2.0%	2.0%
Other	0.0%	0.0%	0.0%	1.8%	0.7%	3.9%	0.7%

2nd GREATEST Value							
Percentage of Respondents	Adamawa	Cross River	Edo	Enugu	FCT	Kaduna	Lagos
Financial resources	16.9%	10.2%	14.6%	6.1%	8.7%	18.6%	11.6%
Mobilizing third party financial resources	24.7%	6.5%	9.4%	7.9%	8.7%	9.8%	8.2%
Technical assistance	15.7%	17.6%	12.5%	14.0%	28.3%	14.7%	23.1%
Policy advice	7.9%	5.6%	8.3%	8.8%	7.2%	11.8%	8.2%
Development partner coordination	13.5%	14.8%	9.4%	8.8%	8.7%	13.7%	9.5%
Data	3.4%	3.7%	5.2%	7.0%	3.6%	2.9%	3.4%
Training/capacity building	9.0%	20.4%	20.8%	25.4%	19.6%	14.7%	28.6%
Studies/analyses	4.5%	10.2%	14.6%	9.6%	7.2%	4.9%	2.0%
Convening/facilitating	1.1%	4.6%	3.1%	7.0%	2.2%	2.9%	3.4%
Linkage to non-Bank expertise	3.4%	5.6%	2.1%	4.4%	4.3%	2.9%	2.0%
Other	0.0%	0.9%	0.0%	0.9%	1.4%	2.9%	0.0%

Which of the following do you identify as the World Bank's greatest WEAKNESSES in its work in Nigeria? (Choose no more than TWO)

Percentage of Respondents (Responses Combined)	Adamawa	Cross River	Edo	Enugu	FCT	Kaduna	Lagos
Imposing technocratic solutions without regard to political and societal realities	23.4%	13.0%	28.4%	22.5%	38.2%	16.0%	33.3%
Not exploring alternative policy options	26.6%	12.0%	8.4%	10.8%	10.4%	5.0%	10.7%
Too bureaucratic in its operational policies and procedures	22.3%	10.2%	26.3%	25.2%	29.9%	16.0%	16.7%
Staff too inaccessible	17.0%	25.9%	29.5%	27.0%	6.9%	15.0%	12.7%
Arrogant in its approach	5.3%	3.7%	4.2%	5.4%	4.9%	2.0%	0.0%
Not client focused	7.4%	10.2%	5.3%	9.0%	3.5%	9.0%	1.3%
The credibility of its knowledge/data	2.1%	2.8%	7.4%	5.4%	1.4%	12.0%	2.7%
Not willing to honestly criticize policies and reform efforts in the country	13.8%	14.8%	7.4%	9.0%	15.3%	14.0%	9.3%
Too influenced by developed countries	17.0%	19.4%	17.9%	13.5%	15.3%	15.0%	19.3%
Not enough public disclosure of its work	9.6%	18.5%	16.8%	27.9%	9.0%	24.0%	30.7%
World Bank processes too slow and complex	9.6%	21.3%	13.7%	14.4%	12.5%	9.0%	10.7%
Not aligned with country priorities	6.4%	12.0%	6.3%	9.0%	5.6%	4.0%	5.3%
Not aligned with other development partners' work	7.4%	4.6%	1.1%	1.8%	2.1%	8.0%	0.7%
Not collaborating enough with non-state actors	9.6%	7.4%	10.5%	4.5%	8.3%	11.0%	11.3%
Not adequately sensitive to political/social realities in Nigeria	7.4%	10.2%	7.4%	7.2%	13.2%	12.0%	15.3%
Not enough engagement at state levels	6.4%	9.3%	7.4%	4.5%	9.7%	9.0%	8.0%
Too much engagement at state levels	0.0%	1.9%	1.1%	0.0%	0.0%	2.0%	2.0%
Other	0.0%	1.9%	0.0%	0.0%	2.1%	4.0%	2.7%

B. Overall Attitudes toward the World Bank (continued)

Which World Bank instruments do you believe are the MOST effective in reducing poverty in Nigeria? (Choose no more than TWO)

Percentage of Respondents (Responses Combined)	Adamawa	Cross River	Edo	Enugu	FCT	Kaduna	Lagos
Investment lending	64.3%	40.7%	48.0%	41.7%	41.1%	60.4%	41.9%
Capacity development	29.6%	61.9%	49.0%	58.3%	55.5%	39.6%	49.3%
Policy based lending / Budget support to the Government	9.2%	9.7%	13.0%	9.6%	15.8%	9.9%	14.2%
Knowledge products/services	19.4%	17.7%	28.0%	13.9%	11.6%	13.9%	10.1%
Technical assistance	29.6%	27.4%	39.0%	27.8%	47.3%	31.7%	48.0%
Trust Fund management	31.6%	18.6%	21.0%	26.1%	5.5%	29.7%	15.5%
Other	0.0%	1.8%	0.0%	0.0%	1.4%	1.0%	4.1%
Don't know	0.0%	9.7%	0.0%	15.7%	3.4%	2.0%	6.1%

Which World Bank instruments do you believe are LEAST effective in reducing poverty in Nigeria? (Choose no more than TWO)

Percentage of Respondents (Responses Combined)	Adamawa	Cross River	Edo	Enugu	FCT	Kaduna	Lagos
Investment lending	28.9%	9.9%	39.8%	32.7%	24.0%	19.0%	30.6%
Capacity development	29.9%	22.5%	27.6%	14.2%	15.1%	18.0%	11.6%
Policy based lending / Budget support to the Government	27.8%	30.6%	34.7%	27.4%	34.2%	15.0%	32.7%
Knowledge products/services	30.9%	25.2%	23.5%	20.4%	19.2%	17.0%	25.9%
Technical assistance	26.8%	21.6%	16.3%	17.7%	19.9%	18.0%	10.9%
Trust Fund management	20.6%	40.5%	37.8%	35.4%	39.7%	40.0%	42.2%
Other	1.0%	0.9%	0.0%	0.0%	0.7%	2.0%	1.4%
Don't know	3.1%	18.9%	9.2%	33.6%	13.0%	24.0%	21.1%

Overall Attitudes toward the World Bank

	Which best represents your geographic location?																				
	Adamawa			Cross River			Edo			Enugu			FCT			Kaduna			Lagos		
	N	Mean	SD	N	Mean	SD	N	Mean	SD	N	Mean	SD	N	Mean	SD	N	Mean	SD	N	Mean	SD
To what extent do you believe the World Bank SHOULD seek to influence the global development agenda as related to "global public goods" on a ten-point scale?*	87	6.70	2.52	101	7.59	2.19	96	7.78	2.43	107	7.02	2.00	140	7.32	2.21	99	7.84	1.58	142	7.56	2.01

(1-To no degree at all, 10-To a very significant degree) *Significantly different between locations

B. Overall Attitudes toward the World Bank (continued)

In addition to the regular relations with the national government as its main interlocutor, which TWO of the following groups should the World Bank collaborate with more in your country to ensure better development results there?
(Choose no more than TWO)

Percentage of Respondents (Responses Combined)	Adamawa	Cross River	Edo	Enugu	FCT	Kaduna	Lagos
NGOs	72.9%	51.3%	47.1%	33.9%	35.6%	55.4%	20.8%
Local Government	12.5%	11.5%	14.7%	22.6%	28.1%	14.9%	20.8%
Beneficiaries	7.3%	9.7%	11.8%	6.1%	13.0%	9.9%	20.1%
Private sector	12.5%	13.3%	17.6%	21.7%	23.3%	9.9%	22.8%
Community Based Organizations	12.5%	30.1%	27.5%	20.9%	27.4%	7.9%	28.2%
Development partner community	2.1%	13.3%	7.8%	13.9%	15.1%	13.9%	10.1%
Foundations	3.1%	4.4%	2.0%	15.7%	2.1%	9.9%	2.7%
Academia/think tanks/research institutes	7.3%	15.0%	17.6%	20.9%	9.6%	6.9%	20.8%
Parliament	0.0%	0.9%	0.0%	1.7%	1.4%	2.0%	3.4%
Media	13.5%	8.8%	10.8%	6.1%	8.9%	15.8%	5.4%
State governments	3.1%	11.5%	12.7%	13.9%	21.2%	31.7%	20.8%
Governors' Forum	4.2%	0.0%	1.0%	1.7%	4.8%	4.0%	0.7%
Faith based organizations	19.8%	11.5%	17.6%	6.1%	3.4%	2.0%	7.4%
Youth	25.0%	16.8%	9.8%	13.0%	4.8%	13.9%	13.4%
Other	0.0%	0.0%	1.0%	0.0%	0.0%	0.0%	1.3%

To what extent do you agree with the following statements about the World Bank's work in Nigeria, on a ten-point scale? (1-Strongly disagree, 10-Strongly agree)

Overall Attitudes toward the World Bank

	Which best represents your geographic location?																				
	Adamawa			Cross River			Edo			Enugu			FCT			Kaduna			Lagos		
	N	Mean	SD	N	Mean	SD	N	Mean	SD	N	Mean	SD	N	Mean	SD	N	Mean	SD	N	Mean	SD
Overall the World Bank currently plays a relevant role in development in Nigeria*	89	6.46	2.85	105	6.47	2.67	94	6.07	2.71	98	6.21	2.61	142	6.29	2.27	100	6.82	1.77	141	5.23	2.40
The World Bank's work is aligned with what I consider the development priorities for Nigeria*	86	6.15	2.56	99	5.94	2.41	93	6.04	2.57	93	6.23	2.40	135	5.81	2.31	99	6.75	1.91	139	4.88	2.30
The World Bank supports programs and strategies that are realistic for Nigeria*	90	6.58	2.88	98	6.35	2.48	95	5.85	2.83	91	6.34	2.40	137	5.89	2.23	97	6.90	1.58	140	5.12	2.18
The World Bank treats clients and stakeholders in Nigeria with respect*	85	6.44	2.82	88	5.78	2.75	90	5.61	2.87	78	6.56	2.41	127	6.15	2.21	86	6.99	1.73	109	5.41	2.20

*Significantly different between locations

B. Overall Attitudes toward the World Bank (continued)

To what extent is the World Bank an effective development partner in Nigeria, in terms of each of the following? (1-To no degree at all, 10- To a very significant degree)

Overall Attitudes toward the World Bank

	Which best represents your geographic location?																				
	Adamawa			Cross River			Edo			Enugu			FCT			Kaduna			Lagos		
	N	Mean	SD	N	Mean	SD	N	Mean	SD	N	Mean	SD	N	Mean	SD	N	Mean	SD	N	Mean	SD
Responsiveness*	91	5.38	2.97	99	5.84	2.46	93	5.14	2.72	81	5.56	2.60	133	6.16	2.12	99	6.94	1.66	126	4.80	1.98
Flexibility (in terms of the World Bank's products and services)*	91	5.54	2.87	97	5.71	2.35	90	4.63	2.52	82	6.15	1.99	132	5.13	2.10	93	6.77	1.53	130	4.68	2.01
Flexibility (in terms of changing country circumstances)*	94	5.67	2.85	97	5.35	2.09	91	4.79	2.38	90	5.84	2.34	132	5.14	1.92	100	6.85	1.56	128	4.25	1.85
Being inclusive*	93	5.18	2.89	96	5.97	2.39	86	5.09	2.60	85	6.04	2.27	127	5.43	2.15	98	6.71	1.75	128	4.63	1.98
Openness (sharing data and other information)*	93	5.58	2.92	96	6.49	2.72	94	5.74	2.76	93	6.37	2.34	135	6.52	2.23	102	6.39	2.04	133	5.08	2.38
Staff accessibility*	91	5.16	2.91	89	5.13	2.77	87	4.56	2.65	93	5.20	2.69	128	5.61	2.38	93	6.42	2.17	123	4.20	2.35
Straightforwardness and honesty*	87	5.94	2.78	92	6.64	2.58	82	6.65	2.54	86	6.41	2.62	131	6.46	2.30	93	6.85	1.67	126	5.44	2.44
Collaboration with groups outside of the Government*	93	6.11	2.95	99	5.91	2.43	93	5.02	2.81	95	6.05	2.39	135	6.24	2.10	100	6.97	1.68	135	4.83	2.25
Collaboration with the Government*	97	6.48	2.79	99	7.01	2.27	93	7.01	2.43	99	6.70	2.79	138	7.30	1.89	101	7.50	1.87	144	6.88	2.13
Collaboration with other development partners*	88	5.65	2.89	93	6.00	2.38	89	6.73	2.57	94	6.36	2.36	136	6.69	1.96	96	7.10	1.73	132	5.39	2.22
Follow through over time*	89	5.54	2.94	75	6.83	2.48	83	5.80	2.63	85	6.07	2.34	123	6.22	2.23	93	6.55	2.06	119	5.09	2.28

*Significantly different between locations

When World Bank assisted reform efforts fail or are slow to take place, which of the following would you attribute this to? (Choose no more than TWO)

Percentage of Respondents (Responses Combined)	Adamawa	Cross River	Edo	Enugu	FCT	Kaduna	Lagos
The World Bank works too slowly	27.1%	25.7%	29.0%	9.0%	12.2%	8.2%	10.1%
The Government works inefficiently	20.8%	27.5%	28.0%	60.4%	32.0%	27.6%	31.5%
There is not an adequate level of citizen/civil society participation	31.3%	21.1%	33.0%	11.7%	23.8%	15.3%	30.2%
Poor development partner coordination	35.4%	27.5%	20.0%	18.9%	17.0%	22.4%	17.4%
The World Bank does not do adequate follow through/follow-up	6.3%	14.7%	13.0%	17.1%	11.6%	22.4%	14.1%
Lack of/inadequate levels of capacity in Government	21.9%	13.8%	18.0%	17.1%	21.1%	21.4%	14.1%
Political pressures and obstacles	24.0%	33.0%	29.0%	33.3%	23.8%	38.8%	32.9%
Reforms are not well thought out in light of country challenges	12.5%	24.8%	11.0%	20.7%	24.5%	9.2%	22.1%
The World Bank is not sensitive enough to political/social realities on the ground	5.2%	11.9%	18.0%	9.9%	17.0%	12.2%	22.8%
Other	0.0%	0.0%	0.0%	0.0%	4.1%	6.1%	2.0%

C. World Bank Effectiveness and Results

How effective do you believe the World Bank is in terms of the work it does in the following areas of development in Nigeria, on a ten-point scale? (1-Not effective at all, 10-Very effective)

World Bank Effectiveness and Results

	Which best represents your geographic location?																				
	Adamawa			Cross River			Edo			Enugu			FCT			Kaduna			Lagos		
	N	Mean	SD	N	Mean	SD	N	Mean	SD	N	Mean	SD	N	Mean	SD	N	Mean	SD	N	Mean	SD
Anti-corruption*	93	3.02	3.43	99	4.23	2.72	93	4.03	2.70	99	3.75	2.52	131	3.88	2.19	87	5.43	2.28	129	3.12	2.11
Information and communications technology*	89	4.88	2.97	98	5.44	2.83	96	5.81	2.58	98	5.73	2.60	122	5.48	2.34	98	7.03	2.05	131	4.79	2.25
Transport*	98	4.60	2.80	94	3.98	2.25	92	5.28	2.48	97	5.61	2.65	122	5.02	2.24	96	6.41	2.34	140	4.20	2.28
Crime and violence*	93	4.24	3.29	88	4.09	2.39	91	3.56	2.45	89	4.64	2.47	121	3.98	2.04	82	5.67	2.10	125	3.10	1.90
Law and justice*	92	4.71	3.25	79	4.87	2.67	89	4.36	2.52	80	5.54	2.37	118	4.40	2.20	82	5.79	2.05	122	4.01	2.37
Urban development*	94	5.26	2.90	102	5.82	2.74	96	5.80	2.23	101	6.81	2.31	124	5.59	2.08	98	7.02	2.11	139	4.79	2.25
Environmental sustainability*	94	4.60	2.65	102	5.37	2.54	93	5.06	2.47	97	6.53	1.96	130	5.68	2.28	96	6.84	1.92	131	4.95	2.20
Regulatory framework*	94	4.77	2.63	91	5.32	2.83	93	5.35	2.27	90	6.01	2.55	125	5.69	2.37	91	6.38	1.84	121	4.54	2.14
Basic infrastructure*	93	6.05	2.88	105	5.92	2.61	92	5.64	2.27	100	6.13	2.17	134	5.63	2.25	99	6.64	2.31	140	4.79	2.25
Communicable/non-communicable diseases*	91	6.31	2.89	98	6.31	2.55	93	5.72	2.53	103	6.56	2.47	128	6.55	1.98	99	7.08	1.93	142	6.14	2.18
Poverty reduction*	95	5.58	3.14	101	4.89	2.66	96	5.25	2.58	100	6.09	2.10	130	5.58	2.19	93	6.41	2.31	138	4.37	2.35
Gender*	92	5.13	2.45	92	4.84	2.66	89	5.38	2.44	99	6.14	2.36	129	5.99	2.03	90	5.91	1.78	114	4.93	2.29
Domestic private sector development*	91	5.36	2.53	88	4.31	2.57	92	4.86	2.53	97	5.33	2.37	121	5.12	2.11	88	6.35	1.97	122	3.92	2.06
Foreign direct investment*	90	5.69	2.58	93	5.68	2.91	92	5.43	2.45	95	6.06	2.44	116	5.72	2.18	94	6.61	1.99	131	5.11	2.18
Water and sanitation*	93	5.02	2.76	99	6.24	2.86	92	5.54	2.51	98	6.55	2.21	133	6.23	1.98	98	7.05	2.00	139	5.44	2.37
Trade and exports*	91	5.44	2.50	73	4.99	2.41	91	5.09	2.46	96	5.65	2.30	114	5.33	2.01	100	6.64	2.00	125	4.61	2.02
Economic growth*	94	5.53	2.82	99	5.69	2.69	96	5.33	2.59	100	6.25	2.37	127	5.83	2.21	99	6.68	2.12	137	4.77	2.25
Energy*	92	4.63	2.92	97	4.36	2.57	94	4.46	2.40	103	5.36	2.48	126	5.56	2.32	91	6.20	2.28	133	3.80	2.33
Disaster management*	91	4.70	2.80	95	5.94	7.75	93	4.40	2.53	100	5.37	2.50	120	5.04	2.17	99	6.41	2.07	124	4.10	2.14
Monitoring and evaluation*	90	5.59	2.35	97	5.91	2.71	96	6.00	2.39	101	5.61	2.75	125	5.98	2.54	94	6.47	2.10	128	5.00	2.22
Public financial management*	92	5.86	2.63	86	5.52	2.51	95	5.54	2.31	91	6.07	2.44	125	5.60	2.18	98	6.69	1.73	130	4.35	2.15
Job creation/ employment*	96	5.49	2.96	103	4.82	2.76	97	4.49	2.33	100	5.48	2.66	124	4.91	2.18	91	5.91	2.21	137	3.85	2.03
Financial markets*	96	5.51	3.09	85	5.36	2.67	92	4.91	2.61	93	5.80	2.44	117	5.29	2.06	96	6.76	1.70	124	4.48	2.07
Equality of opportunity*	92	5.15	2.80	91	4.79	2.56	90	4.64	2.51	92	5.79	2.63	120	4.98	2.32	91	6.20	2.05	114	3.91	1.98
Health*	93	6.42	2.68	108	6.22	2.65	91	5.76	2.53	102	6.76	2.36	131	6.53	2.14	98	7.20	2.22	140	5.55	2.34
Rural development*	93	5.72	2.68	104	5.62	2.82	94	5.05	2.47	102	6.04	2.46	129	5.76	2.27	100	6.43	2.54	145	4.77	2.31
Global integration*	93	5.42	2.67	94	5.96	2.54	91	5.59	2.21	96	6.43	2.37	119	6.08	2.06	100	6.91	1.89	127	4.96	2.29
Governance*	92	5.82	2.86	102	4.96	2.63	97	5.35	2.54	97	5.45	2.38	125	5.38	2.13	98	6.22	1.96	135	4.17	2.15
Food security*	91	4.84	2.86	105	5.09	2.84	96	4.77	2.43	95	5.73	2.43	126	5.83	2.11	99	6.33	2.25	132	4.22	2.18
Education*	92	5.04	2.90	102	5.73	2.68	95	5.36	2.51	102	5.90	2.46	127	5.78	2.21	98	6.63	2.03	142	5.03	2.17
Social protection*	94	5.19	2.72	84	4.82	2.62	95	4.68	2.58	96	5.07	2.41	119	4.75	2.15	94	6.44	2.19	124	3.88	2.07
Climate change*	93	4.96	2.18	91	4.99	2.75	92	5.37	2.48	92	6.23	2.34	120	5.47	2.31	95	6.54	1.89	124	4.76	2.04
Public sector reform*	92	5.53	2.77	98	4.81	2.61	93	4.87	2.36	95	6.06	2.30	124	5.31	2.16	95	6.13	2.01	121	3.82	1.95
Regional integration*	94	5.97	2.76	95	5.42	2.70	89	4.81	2.37	96	5.97	2.48	119	5.45	2.17	102	6.58	2.13	124	4.18	2.16
Agricultural development*	94	6.17	2.59	106	5.51	2.75	93	5.40	2.51	102	6.42	2.57	129	5.87	2.25	101	6.37	2.16	139	4.74	2.27
Community development*	4	3.50	3.00	52	5.79	2.82	13	4.38	3.20	43	7.02	2.74	67	5.54	2.16	6	5.33	3.01	97	4.44	2.21
Natural resource management*	80	4.95	2.49	80	4.69	2.61	82	5.51	2.59	89	5.62	1.95	110	4.63	2.11	86	5.47	2.07	109	4.10	1.93

*Significantly different between locations

C. World Bank Effectiveness and Results (continued)**World Bank Effectiveness and Results**

	Which best represents your geographic location?																				
	Adamawa			Cross River			Edo			Enugu			FCT			Kaduna			Lagos		
	N	Mean	SD	N	Mean	SD	N	Mean	SD	N	Mean	SD	N	Mean	SD	N	Mean	SD	N	Mean	SD
To what extent does the World Bank's work help to achieve development results in Nigeria, on a ten point scale?*	92	6.88	2.39	102	6.61	2.16	95	6.75	2.50	105	7.34	1.82	137	6.01	2.02	100	7.34	1.61	143	5.11	2.04

(1-To no degree at all, 10-To a very significant degree) *Significantly different between locations

To what extent do you agree with the following statements about the World Bank in Nigeria, on a ten-point scale? (1-Strongly disagree, 10-Strongly agree)

World Bank Effectiveness and Results

	Which best represents your geographic location?																				
	Adamawa			Cross River			Edo			Enugu			FCT			Kaduna			Lagos		
	N	Mean	SD	N	Mean	SD	N	Mean	SD	N	Mean	SD	N	Mean	SD	N	Mean	SD	N	Mean	SD
The World Bank's financial instruments meet the needs of Nigeria*	93	6.29	2.88	104	5.48	2.34	92	5.36	2.78	104	5.82	2.24	134	5.06	2.01	100	6.89	1.56	137	4.45	2.0
The World Bank meets Nigeria's needs for knowledge services*	93	6.16	2.65	105	5.53	2.36	93	5.74	2.60	105	5.90	2.34	136	5.85	1.97	99	6.79	1.53	139	4.95	2.1

*Significantly different between locations

D. The World Bank's Knowledge

How frequently do you consult World Bank knowledge work and activities (e.g., data, analysis, reports) in the work you do?*

Percentage of Respondents	Adamawa	Cross River	Edo	Enugu	FCT	Kaduna	Lagos
Weekly	7.2%	5.3%	8.1%	2.7%	15.6%	0.0%	4.8%
Monthly	3.1%	11.5%	13.1%	11.5%	28.6%	10.8%	12.9%
A few times a year	17.5%	23.0%	16.2%	38.1%	30.6%	28.4%	27.9%
Rarely	46.4%	33.6%	39.4%	14.2%	15.0%	27.5%	29.3%
Never	25.8%	26.5%	23.2%	33.6%	10.2%	33.3%	25.2%

*Significantly different between locations

D. The World Bank's Knowledge (continued)

When thinking about the development challenges in Nigeria, where do you believe it would be most valuable for the World Bank to focus its knowledge work and activities in the next few years? (Choose no more than THREE)

Percentage of Respondents (Responses Combined)	Adamawa	Cross River	Edo	Enugu	FCT	Kaduna	Lagos
Public sector reform	8.2%	8.8%	5.9%	20.0%	14.4%	4.9%	8.8%
Gender	3.1%	0.0%	6.9%	0.9%	0.7%	1.0%	0.0%
Education	61.2%	38.9%	52.0%	33.0%	43.2%	47.1%	38.5%
Domestic private sector development	4.1%	7.1%	2.0%	7.0%	9.6%	0.0%	3.4%
Foreign direct investment	6.1%	2.7%	9.8%	0.9%	3.4%	1.0%	1.4%
Water and sanitation	4.1%	5.3%	0.0%	1.7%	5.5%	1.0%	1.4%
Trade and exports (regional/international)	10.2%	0.9%	3.9%	0.9%	2.7%	0.0%	0.7%
Economic growth	17.3%	17.7%	23.5%	21.7%	14.4%	24.5%	15.5%
Energy	41.8%	36.3%	43.1%	24.3%	26.0%	33.3%	47.3%
Disaster management	7.1%	0.9%	6.9%	3.5%	2.1%	1.0%	3.4%
Monitoring and evaluation	4.1%	5.3%	2.0%	2.6%	3.4%	2.9%	0.7%
Governance	20.4%	15.9%	8.8%	12.2%	15.8%	5.9%	10.8%
Social protection (e.g., pensions, targeted social assistance)	2.0%	0.9%	2.0%	1.7%	3.4%	2.9%	1.4%
Climate change	1.0%	0.0%	1.0%	1.7%	0.7%	0.0%	1.4%
Poverty reduction	17.3%	25.7%	14.7%	22.6%	19.9%	21.6%	24.3%
Law and justice	2.0%	0.0%	2.9%	1.7%	2.1%	1.0%	5.4%
Anti-corruption	12.2%	23.0%	19.6%	25.2%	19.2%	28.4%	25.7%
Financial markets	3.1%	0.0%	0.0%	2.6%	2.1%	4.9%	0.0%
Equality of opportunity	2.0%	0.9%	1.0%	0.9%	1.4%	3.9%	1.4%
Urban development	6.1%	0.9%	1.0%	2.6%	2.7%	0.0%	1.4%
Crime and violence	7.1%	5.3%	9.8%	3.5%	4.1%	9.8%	3.4%
Regional integration	2.0%	0.0%	1.0%	2.6%	0.0%	0.0%	0.0%
Information and communications technology	0.0%	6.2%	4.9%	3.5%	0.7%	2.9%	2.7%
Transport	1.0%	2.7%	4.9%	2.6%	5.5%	2.0%	8.8%
Agricultural development	10.2%	23.0%	19.6%	33.9%	17.8%	29.4%	26.4%
Natural resource management	0.0%	1.8%	2.9%	5.2%	1.4%	0.0%	3.4%
Public financial management	0.0%	0.9%	2.0%	3.5%	4.8%	0.0%	5.4%
Job creation/employment	18.4%	28.3%	19.6%	20.9%	15.8%	38.2%	20.9%
Health	19.4%	13.3%	8.8%	7.8%	16.4%	15.7%	9.5%
Rural development	1.0%	14.2%	11.8%	11.3%	14.4%	4.9%	5.4%
Global integration	0.0%	0.9%	0.0%	0.9%	0.0%	0.0%	0.0%
Food security	1.0%	4.4%	3.9%	4.3%	2.7%	2.0%	3.4%
Environmental sustainability	1.0%	1.8%	1.0%	2.6%	2.1%	0.0%	0.7%
Regulatory framework	0.0%	0.0%	0.0%	0.0%	3.4%	3.9%	0.0%
Basic infrastructure	2.0%	4.4%	2.9%	5.2%	11.6%	4.9%	14.9%
Communicable/non-communicable diseases	0.0%	0.9%	0.0%	3.5%	0.0%	0.0%	0.0%

D. The World Bank's Knowledge (continued)

In Nigeria, how effective do you believe the World Bank's knowledge work and activities are at: (1-Not effective at all, 10-Very effective)

The World Bank's Knowledge

	Which best represents your geographic location?																				
	Adamawa			Cross River			Edo			Enugu			FCT			Kaduna			Lagos		
	N	Mean	SD	N	Mean	SD	N	Mean	SD	N	Mean	SD	N	Mean	SD	N	Mean	SD	N	Mean	SD
Raising your awareness of the particular topic*	89	5.48	2.49	102	5.57	2.71	94	5.29	2.78	89	5.70	2.48	140	6.32	2.04	101	6.39	1.85	141	4.85	2.34
Stimulating public debate/dialogue*	85	5.85	2.50	95	5.48	2.77	94	5.54	2.69	84	5.63	2.07	134	5.64	2.18	100	6.50	1.97	139	4.63	2.23
Enhancing your knowledge and/or skills*	87	5.55	2.21	105	5.46	2.75	92	5.01	2.80	90	6.38	2.32	139	6.27	1.99	96	6.85	1.88	144	4.95	2.50
Contributing to good policy making*	91	6.36	2.79	103	6.09	2.71	94	5.99	2.68	90	6.29	2.25	135	6.10	2.15	99	6.90	1.71	142	4.87	2.21
Providing support for program implementation*	92	6.53	2.50	103	6.46	2.70	94	6.29	2.76	89	6.81	2.31	140	6.41	2.16	99	6.90	2.04	143	5.26	2.33

*Significantly different between locations

In Nigeria, to what extent do you believe that the World Bank's knowledge work and activities: (1-To no degree at all, 10-To a very significant degree)

The World Bank's Knowledge

	Which best represents your geographic location?																				
	Adamawa			Cross River			Edo			Enugu			FCT			Kaduna			Lagos		
	N	Mean	SD	N	Mean	SD	N	Mean	SD	N	Mean	SD	N	Mean	SD	N	Mean	SD	N	Mean	SD
Are available when needed*	94	5.91	3.04	90	5.20	2.74	88	4.55	2.84	94	5.33	2.52	138	6.36	2.19	96	6.19	1.95	118	4.92	2.30
Include appropriate level of stakeholder involvement during preparation*	90	6.03	2.78	91	5.90	2.55	92	5.52	2.80	95	6.03	2.29	133	5.89	2.04	93	6.54	1.70	117	4.67	1.97
Are relevant to Nigeria's development priorities*	96	6.30	2.86	103	5.66	2.53	96	5.95	2.77	103	6.41	2.18	138	5.99	2.03	101	6.53	1.67	139	5.19	2.22
Provide feasible recommendations*	92	5.80	2.76	89	5.93	2.37	95	5.91	2.74	98	5.90	2.19	132	6.15	1.88	96	6.38	1.74	135	5.21	1.99
Are accessible*	91	5.59	2.90	93	5.74	2.70	94	4.98	2.90	98	5.86	2.34	136	6.46	2.06	93	6.26	1.85	126	5.31	2.24
A source of relevant information on global good practices*	90	6.17	2.70	98	6.22	2.81	96	5.90	2.73	100	6.42	2.32	141	6.90	1.96	102	6.74	1.80	138	6.09	2.19
Are adequately disseminated*	90	5.53	2.67	95	5.37	2.88	95	5.06	2.77	97	5.76	2.48	135	5.79	2.27	98	6.51	1.68	133	4.41	2.09
Are appropriately translated*	94	5.37	2.77	95	5.39	2.75	93	5.44	2.89	98	6.00	2.52	130	6.06	2.30	98	6.20	1.51	128	4.77	2.26
Are adaptable to Nigeria's specific development challenges and country circumstances*	90	6.03	2.85	92	5.76	2.64	92	5.63	2.79	105	6.03	2.36	134	5.51	2.14	101	6.61	1.57	136	4.77	1.96

*Significantly different between locations

D. The World Bank's Knowledge (continued)**The World Bank's Knowledge**

	Which best represents your geographic location?																				
	Adamawa			Cross River			Edo			Enugu			FCT			Kaduna			Lagos		
	N	Mean	SD	N	Mean	SD	N	Mean	SD	N	Mean	SD	N	Mean	SD	N	Mean	SD	N	Mean	SD
Overall, how significant a contribution do you believe the World Bank's knowledge work and research make to development results in your country, on a ten point scale?*	91	6.86	2.42	97	6.47	2.22	94	6.68	2.90	106	7.08	1.84	139	6.19	2.04	101	7.31	1.35	140	5.39	2.03
Overall, how would you rate the technical quality of the World Bank's knowledge/research, on a ten point scale?*	93	7.06	2.23	102	6.58	2.21	97	6.73	2.60	108	7.29	1.86	136	7.29	1.65	102	7.49	1.36	137	6.38	2.11
Overall, how effective is the World Bank at providing linkage to non-Bank expertise e.g., South-South knowledge sharing, etc.)?*	87	6.34	2.52	91	5.52	2.44	87	5.89	2.78	93	6.60	2.10	113	5.59	1.99	86	6.99	1.47	111	5.13	1.87

(1-Not significant at all, 10-Very significant; 1-Very low technical quality, 10-Very high technical quality) *Significantly different between locations

E. Working with the World Bank

To what extent do you agree/disagree with the following statements, on a ten-point scale? (1-Strongly disagree, 10-Strongly agree)

Working with the World Bank

	Which best represents your geographic location?																				
	Adamawa			Cross River			Edo			Enugu			FCT			Kaduna			Lagos		
	N	Mean	SD	N	Mean	SD	N	Mean	SD	N	Mean	SD	N	Mean	SD	N	Mean	SD	N	Mean	SD
The World Bank disburses funds promptly*	85	5.44	3.01	88	5.86	2.83	91	5.07	3.00	81	5.47	2.35	122	5.74	2.14	93	6.33	1.52	107	4.49	2.39
The World Bank effectively monitors and evaluates the projects and programs it supports*	93	6.03	2.85	96	6.71	2.51	97	6.39	2.71	96	6.18	2.28	137	6.37	2.10	97	6.42	2.23	135	5.44	2.24
The World Bank's approvals and reviews are done in a timely fashion*	87	5.78	2.60	94	6.11	2.62	93	5.85	2.76	83	5.98	2.28	121	5.98	2.13	98	6.33	1.50	113	4.73	2.30
The World Bank's "Safeguard Policy" requirements are reasonable*	93	6.34	2.91	89	6.70	2.15	94	5.99	2.76	84	6.43	2.11	115	6.36	2.03	93	6.30	1.76	108	5.56	2.21
The World Bank imposes reasonable conditions on its lending*	92	6.18	2.73	103	6.41	2.81	92	5.27	2.94	89	6.25	2.24	126	5.92	2.15	91	6.47	1.53	112	5.09	2.28
Working with the World Bank increases Nigeria's institutional capacity*	91	6.63	2.84	101	6.56	2.44	97	6.57	2.65	92	6.58	2.24	137	6.62	2.04	100	6.69	1.77	133	5.55	2.33
The World Bank ensures consistency and continuity through staff changes*	91	5.99	2.61	86	5.98	2.70	96	6.26	2.79	84	6.18	2.31	114	6.21	2.09	91	6.64	1.68	85	4.82	2.29
The World Bank's teams and visits are well coordinated	89	6.40	2.79	91	6.68	2.56	92	6.50	2.60	94	6.27	2.61	121	6.67	1.94	92	6.74	1.64	99	5.78	2.13
Where country systems are adequate, the World Bank makes appropriate use of them*	90	6.29	2.91	93	6.39	2.46	92	6.48	2.71	86	6.14	2.33	120	6.37	2.22	99	6.80	1.74	106	5.33	2.27
The World Bank provides effective implementation support*	93	6.54	2.77	101	6.48	2.84	95	6.73	2.76	98	6.32	2.42	135	6.55	2.20	95	6.66	1.94	121	5.61	2.34

*Significantly different between locations

F. The Future Role of the World Bank in Nigeria

The Future Role of the World Bank in Nigeria

	Which best represents your geographic location?																				
	Adamawa			Cross River			Edo			Enugu			FCT			Kaduna			Lagos		
	N	Mean	SD	N	Mean	SD	N	Mean	SD	N	Mean	SD	N	Mean	SD	N	Mean	SD	N	Mean	SD
How significant a role do you believe the World Bank SHOULD play in Nigeria's development in the near future, on a ten point scale?*	97	7.66	2.42	109	8.40	1.88	100	8.55	2.11	109	8.20	1.45	144	7.59	1.99	101	7.96	1.56	144	8.28	1.71

(1-Not a significant role at all, 10-Very significant role) *Significantly different between locations

Which of the following SHOULD the World Bank do to make itself of greater value in Nigeria? (Choose no more than TWO)

Percentage of Respondents (Responses Combined)	Adamawa	Cross River	Edo	Enugu	FCT	Kaduna	Lagos
Improve the quality of its experts as related to Nigeria's specific challenges	42.3%	55.4%	53.0%	46.9%	42.4%	41.2%	41.2%
Reduce the complexity of obtaining World Bank financing	36.1%	30.4%	48.0%	29.2%	34.7%	32.4%	37.2%
Focus primarily on advocacy issues	18.6%	7.1%	17.0%	15.0%	16.0%	11.8%	10.1%
Improve the competitiveness of its financing compared to markets	13.4%	12.5%	7.0%	9.7%	9.7%	5.9%	14.2%
Ensure greater selectivity in its work	20.6%	17.9%	7.0%	24.8%	13.2%	22.5%	12.8%
Provide more adequate data/knowledge/statistics/figures on Nigeria's economy	29.9%	17.0%	29.0%	23.0%	23.6%	22.5%	29.7%
Offer more innovative financial products	10.3%	10.7%	7.0%	19.5%	16.0%	23.5%	18.9%
Offer more innovative knowledge services	9.3%	19.6%	7.0%	8.8%	15.3%	14.7%	10.1%
Increase availability of Fee-Based services	4.1%	7.1%	4.0%	6.2%	4.2%	7.8%	4.7%
Work faster	1.0%	20.5%	20.0%	12.4%	13.2%	9.8%	11.5%
Other	0.0%	0.9%	1.0%	0.9%	3.5%	2.0%	5.4%

G. Communication and Information Sharing

How do you get most of your information about economic and social development issues in Nigeria? (Choose no more than TWO)

Percentage of Respondents (Responses Combined)	Adamawa	Cross River	Edo	Enugu	FCT	Kaduna	Lagos
Local newspapers	33.0%	69.9%	48.5%	63.2%	62.8%	34.3%	73.0%
International newspapers	2.1%	8.0%	3.0%	0.0%	10.3%	10.1%	10.8%
Local radio	48.9%	17.7%	28.7%	24.6%	9.7%	30.3%	12.8%
International radio	10.6%	7.1%	5.0%	1.8%	2.1%	10.1%	3.4%
Local television	64.9%	30.1%	48.5%	47.4%	20.0%	41.4%	22.3%
International television	5.3%	15.9%	14.9%	11.4%	19.3%	14.1%	16.2%
Periodicals	1.1%	9.7%	4.0%	1.8%	9.0%	1.0%	4.1%
Internet	19.1%	27.4%	30.7%	27.2%	49.7%	41.4%	45.3%
Social media	5.3%	6.2%	8.9%	5.3%	5.5%	7.1%	6.1%
Blogs	0.0%	0.0%	0.0%	0.0%	0.0%	0.0%	0.7%
Mobile phones	5.3%	1.8%	6.9%	11.4%	1.4%	6.1%	2.0%
Instant messaging	2.1%	0.0%	0.0%	0.9%	0.7%	0.0%	0.7%
Other	0.0%	0.0%	1.0%	0.9%	1.4%	2.0%	0.7%

G. Communication and Information Sharing (continued)

How would you prefer to receive information from the World Bank? (Choose no more than TWO)

Percentage of Respondents (Responses Combined)	Adamawa	Cross River	Edo	Enugu	FCT	Kaduna	Lagos
World Bank website	33.7%	40.5%	42.6%	30.7%	47.6%	44.1%	44.6%
Direct contact with World Bank	10.2%	19.8%	24.8%	11.4%	14.5%	11.8%	6.8%
e-newsletters	7.1%	10.8%	18.8%	17.5%	31.0%	6.9%	32.4%
Instant messaging	8.2%	7.2%	8.9%	3.5%	5.5%	13.7%	8.8%
World Bank seminars/ workshops/conferences	31.6%	36.0%	37.6%	39.5%	33.1%	21.6%	32.4%
World Bank Public Information Center	21.4%	7.2%	5.0%	20.2%	8.3%	8.8%	10.1%
World Bank publications and other written materials	12.2%	27.0%	17.8%	28.1%	21.4%	15.7%	24.3%
Mobile phones	23.5%	30.6%	25.7%	22.8%	9.7%	24.5%	16.2%
Social media	15.3%	11.7%	14.9%	14.0%	13.8%	29.4%	18.9%
Blogs	0.0%	1.8%	0.0%	0.0%	1.4%	0.0%	0.0%
Other	13.3%	0.9%	0.0%	0.0%	0.7%	10.8%	2.7%

Are you aware of the World Bank's Access to Information Policy under which the Bank will now disclose any information in its possession that is not a list of exceptions?*

Percentage of Respondents	Adamawa	Cross River	Edo	Enugu	FCT	Kaduna	Lagos
Yes	41.2%	28.2%	23.7%	22.7%	26.5%	43.6%	18.2%
No	58.8%	71.8%	76.3%	77.3%	73.5%	56.4%	81.8%

*Significantly different between locations

Have you requested information from the World Bank on its activities in the past year?*

Percentage of Respondents	Adamawa	Cross River	Edo	Enugu	FCT	Kaduna	Lagos
Yes	31.6%	28.0%	36.2%	22.7%	32.6%	29.0%	17.6%
No	68.4%	72.0%	63.8%	77.3%	67.4%	71.0%	82.4%

*Significantly different between locations

Were you able to obtain this information?*

Percentage of Respondents	Adamawa	Cross River	Edo	Enugu	FCT	Kaduna	Lagos
Yes	59.3%	60.0%	43.4%	85.7%	67.3%	88.2%	63.2%
No	40.7%	40.0%	56.6%	14.3%	32.7%	11.8%	36.8%

*Significantly different between locations

Do you have access to the Internet?*

Percentage of Respondents	Adamawa	Cross River	Edo	Enugu	FCT	Kaduna	Lagos
Yes	77.4%	88.7%	90.5%	99.0%	97.8%	94.0%	98.7%
No	22.6%	11.3%	9.5%	1.0%	2.2%	6.0%	1.3%

*Significantly different between locations

Do you use/have used the World Bank website?*

Percentage of Respondents	Adamawa	Cross River	Edo	Enugu	FCT	Kaduna	Lagos
Yes	44.8%	45.3%	55.7%	49.5%	79.9%	51.0%	53.0%
No	55.2%	54.7%	44.3%	50.5%	20.1%	49.0%	47.0%

*Significantly different between locations

Which do you primarily use?*

Percentage of Respondents	Adamawa	Cross River	Edo	Enugu	FCT	Kaduna	Lagos
The World Bank's country website	64.4%	62.5%	42.0%	45.8%	27.3%	29.4%	46.5%
The World Bank's main website	35.6%	37.5%	58.0%	54.2%	72.7%	70.6%	53.5%

*Significantly different between locations

G. Communication and Information Sharing (continued)

The Internet connection I mainly use when visiting a World Bank website is:*

Percentage of Respondents	Adamawa	Cross River	Edo	Enugu	FCT	Kaduna	Lagos
High speed	40.0%	44.4%	24.3%	63.2%	50.0%	37.3%	34.3%
Dial-up	22.2%	22.2%	8.1%	14.0%	5.6%	23.5%	8.8%
3G/4G	37.8%	33.3%	67.6%	22.8%	44.4%	39.2%	56.9%

*Significantly different between locations

Please rate how much you agree with the following statements, on a ten-point scale. (1-Strongly disagree, 10-Strongly agree)

Communication and Information Sharing

	Which of the following best describes your current position?																															
	Office of the President		Parliamentarian		Employee of a Ministry		Consultant on Bank Project		PMU		Local Government		Private Sector		Financial Sector/Bank		NGO/CBO/Private Found.		Media		Independent Govt. Inst.		Trade Union		Faith-Based Group		Academia		Judiciary Branch		Other	
	N	Mean	N	Mean	N	Mean	N	Mean	N	Mean	N	Mean	N	Mean	N	Mean	N	Mean	N	Mean	N	Mean	N	Mean	N	Mean	N	Mean	N	Mean	N	Mean
I use more data from the World Bank as a result of the organization's Open Data policy*	18	5.50	7	4.29	118	5.34	16	5.81	22	5.00	23	5.52	80	4.80	41	5.10	82	3.84	35	5.00	4	3.50	25	4.16	35	3.83	64	5.89	9	4.89	21	4.81
I find the World Bank websites easy to navigate.*	14	6.00	5	5.60	105	6.57	15	7.47	26	6.54	18	6.94	65	6.38	31	6.42	71	4.80	29	5.17	7	7.57	22	4.59	26	4.81	62	6.53	7	5.29	21	6.86
I find the information on the World Bank's websites useful.*	15	6.13	4	7.25	103	6.93	14	8.07	24	7.50	18	7.06	65	6.54	31	7.19	65	5.22	30	5.33	6	7.33	21	4.29	22	6.23	60	6.88	6	4.67	21	7.48
I find information on World Bank Facebook, Twitter, YouTube or Flickr useful	15	5.67	4	6.00	89	5.79	14	6.57	13	5.85	21	6.05	65	5.45	33	4.76	73	4.73	32	4.84	5	8.20	24	4.46	22	4.50	44	5.32	10	5.10	19	5.26
When I need information from the World Bank I know how to find it*	17	6.00	6	6.50	122	6.66	15	7.33	28	6.54	25	6.36	76	5.84	47	5.96	90	4.41	38	6.08	6	6.33	26	4.00	37	5.62	68	6.06	10	5.40	23	6.39
The World Bank is responsive to my information requests and inquiries*	17	5.71	5	6.60	112	6.36	13	5.00	24	6.75	22	7.59	67	5.76	38	5.05	73	3.79	35	5.14	6	5.83	25	4.60	29	4.00	62	5.69	9	5.00	19	5.47

*Significantly different between locations

H. Background Information

Currently, do you professionally collaborate/work with the World Bank in your country?

Percentage of Respondents	Adamawa	Cross River	Edo	Enugu	FCT	Kaduna	Lagos
Yes	13.3%	26.8%	11.0%	14.2%	51.4%	36.6%	23.1%
No	86.7%	73.2%	89.0%	85.8%	48.6%	63.4%	76.9%

Which of the following describes most of your exposure to the World Bank in Nigeria? (Choose no more than TWO)

Percentage of Respondents (Responses Combined)	Adamawa	Cross River	Edo	Enugu	FCT	Kaduna	Lagos
Observer	80.6%	50.5%	81.3%	74.1%	27.3%	55.9%	76.4%
Use World Bank reports/data	14.0%	29.1%	18.8%	23.2%	44.1%	19.4%	29.7%
Engage in World Bank related/sponsored events/activities	34.4%	20.4%	27.1%	23.2%	40.6%	20.4%	16.2%
Collaborate as part of my professional duties	8.6%	16.5%	12.5%	16.1%	25.9%	6.5%	16.2%
Use World Bank communication tools for information, data, research, etc.	23.7%	24.3%	25.0%	11.6%	17.5%	33.3%	29.7%

Appendix D: Responses to All Questions by Year¹

FY '07 Response Number = 1256 • FY '13 Response Number = 835

B. Overall Attitudes toward the World Bank

Overall Attitudes toward the World Bank

	year					
	FY 2007			FY 2013		
	N	Mean	SD	N	Mean	SD
How familiar are you with the work of the World Bank in Nigeria, on a ten point scale?	1156	5.83	2.84	828	5.89	2.44
Overall, please rate your impression of the World Bank's effectiveness in Nigeria, on a ten point scale?	1056	6.21	2.83	779	6.15	2.45

(1-Not familiar at all, 10-Extremely familiar; 1-Not effective at all, 10-Very effective)

To what extent do you agree with the following statements about the World Bank's work in Nigeria, on a ten-point scale?

Overall Attitudes toward the World Bank

	year					
	FY 2007			FY 2013		
	N	Mean	SD	N	Mean	SD
Overall the World Bank currently plays a relevant role in development in Nigeria	1102	6.28	2.99	775	6.17	2.51
The World Bank's work is aligned with what I consider the development priorities for Nigeria	1053	5.80	2.94	750	5.90	2.41
The World Bank supports programs and strategies that are realistic for Nigeria*	1061	5.51	3.11	754	6.06	2.43
The World Bank treats clients and stakeholders in Nigeria with respect*	969	5.70	3.05	668	6.11	2.48

(1-Strongly disagree, 10-Strongly agree)

*Significantly different between FY13 and FY07 country surveys

To what extent is the World Bank an effective development partner in Nigeria in terms of each of the following?

Overall Attitudes toward the World Bank

	year					
	FY 2007			FY 2013		
	N	Mean	SD	N	Mean	SD
Staff accessibility*	979	5.74	2.76	710	5.16	2.62
Straightforwardness and honesty	962	6.55	2.91	703	6.29	2.47

(1-To no degree at all, 10- To a very significant degree)

*Significantly different between FY13 and FY07 country surveys

¹ Only those questions that were asked in the FY '07 and FY '13 country surveys, with similar response scales/options, are presented.

C. World Bank Effectiveness and Results

How effective do you believe the World Bank is in terms of the work it does in the following areas of development in Nigeria, on a ten-point scale?

World Bank Effectiveness and Results

	year					
	FY 2007			FY 2013		
	N	Mean	SD	N	Mean	SD
Anti-corruption*	990	5.86	2.93	737	3.87	2.64
Law and justice	856	4.99	2.93	668	4.73	2.56
Urban development	981	5.97	2.67	760	5.81	2.48
Regulatory framework*	915	6.31	2.52	711	5.40	2.44
Basic infrastructure*	993	6.16	2.70	769	5.75	2.44
Poverty reduction*	1037	6.20	2.70	759	5.38	2.55
Gender*	928	5.98	2.76	709	5.49	2.33
Domestic private sector development*	949	6.08	2.58	704	4.98	2.40
Economic growth*	1008	6.35	2.58	758	5.67	2.48
Financial markets*	968	6.60	2.62	708	5.40	2.47
Health*	1015	6.92	2.69	769	6.30	2.46
Global integration*	967	6.46	2.60	725	5.87	2.36
Governance*	976	5.80	2.87	751	5.26	2.44
Education*	1004	6.51	2.66	764	5.60	2.46
Social protection*	917	5.51	2.63	711	4.93	2.47
Public sector reform*	928	5.98	2.58	724	5.15	2.42
Agricultural development*	1009	6.78	2.69	770	5.72	2.50
Natural resource management*	965	6.09	2.73	642	4.94	2.29

(1-Not effective at all, 10-Very effective – FY07 ratings converted from a 5-pt. scale to a 10-pt. scale for comparison)

*Significantly different between FY13 and FY07 country surveys

D. The World Bank's Knowledge

In Nigeria, to what extent do you believe that the World Bank's knowledge work and activities:

The World Bank's Knowledge

	year					
	FY 2007			FY 2013		
	N	Mean	SD	N	Mean	SD
Are available when needed*	995	6.94	2.56	724	5.54	2.56
A source of relevant information on global good practices*	1006	7.07	2.57	771	6.36	2.36
Are adaptable to Nigeria's specific development challenges and country circumstances*	1031	6.26	2.70	755	5.70	2.38

(1-To no degree at all, 10-To a very significant degree – FY07 ratings converted from a 5-pt. scale to a 10-pt. scale for comparison)

*Significantly different between FY13 and FY07 country surveys

E. Working with the World Bank

To what extent do you agree/disagree with the following statements, on a ten-point scale? (1-Strongly disagree; 10-Strongly agree)

Working with the World Bank

	year					
	FY 2007			FY 2013		
	N	Mean	SD	N	Mean	SD
The World Bank disburses funds promptly*	564	6.15	3.18	673	5.47	2.53
The World Bank effectively monitors and evaluates the projects and programs it supports*	602	7.65	2.65	757	6.18	2.42
The World Bank imposes reasonable conditions on its lending	994	5.67	3.44	712	5.91	2.46
Working with the World Bank increases Nigeria's institutional capacity*	584	6.79	2.78	758	6.41	2.36

*Significantly different between FY13 and FY07 country surveys

G. Communication and Information Sharing

Do you use/have you used the World Bank website?*

Percentage of Respondents	FY 2007	FY 2013
Yes	18.6%	55.4%
No	81.4%	44.6%

*Significantly different between FY13 and FY07 country surveys

Which do you primarily use?*

Percentage of Respondents	FY 2007	FY 2013
The World Bank's country website	60.3%	42.7%
The World Bank's main website	39.7%	57.3%

*Significantly different between FY13 and FY07 country surveys

Appendix E: Indicator Questions as a Function of Exposure to the Bank

Indicator Question	H3. Currently, do you professionally collaborate/work with the World Bank?		H4. Which of the following describes most of your exposure to the World Bank in Nigeria? (Choose no more than TWO)									
	No Mean	Yes Mean	Observer		Use WB reports/data		Engage in WB activities		Collaborate		Use WB website	
			No Mean	Yes Mean	No Mean	Yes Mean	No Mean	Yes Mean	No Mean	Yes Mean	No Mean	Yes Mean
Overall, please rate your impression of the World Bank's effectiveness in Nigeria, on a ten-point scale.	6.06	6.46	6.42	5.98	6.19	6.04	6.13	6.21	6.13	6.24	6.03	6.54
The World Bank's financial instruments meet the needs of Nigeria.	5.33	6.09	5.86	5.33	5.55	5.50	5.42	5.86	5.56	5.42	5.40	5.95
The World Bank meets Nigeria's needs for knowledge services.	5.56	6.40	6.12	5.60	5.75	5.93	5.68	6.14	5.82	5.66	5.70	6.12
Overall the World Bank currently plays a relevant role in development in Nigeria	5.98	6.65	6.63	5.91	6.13	6.35	6.04	6.58	6.13	6.48	6.06	6.58
The World Bank's work is aligned with what I consider the development priorities for Nigeria	5.74	6.35	6.24	5.68	5.86	6.02	5.82	6.13	5.87	6.09	5.83	6.15
Responsiveness	5.38	6.42	6.18	5.36	5.67	5.75	5.58	5.98	5.65	5.88	5.57	6.06
Openness (sharing data and other information)	5.75	6.67	6.54	5.65	5.83	6.46	5.93	6.18	5.97	6.15	5.89	6.33
Collaboration with groups outside of the Government	5.64	6.39	6.27	5.59	5.84	5.88	5.76	6.10	5.85	5.86	5.75	6.15
Collaboration with the Government	6.83	7.47	7.34	6.81	6.94	7.23	6.89	7.35	7.01	7.05	6.96	7.21
Collaboration with other donors	6.05	6.80	6.68	6.04	6.24	6.44	6.30	6.27	6.27	6.39	6.09	6.91
To what degree does the World Bank's work help achieve development results in Nigeria, on a ten-point scale?	6.38	6.70	6.72	6.32	6.52	6.37	6.38	6.74	6.48	6.47	6.35	6.86
Are adaptable to Nigeria's specific development challenges and country circumstances	5.56	6.08	6.02	5.51	5.74	5.62	5.67	5.83	5.67	5.91	5.62	6.01
Overall, how significant a contribution do you believe the World Bank's knowledge work and research make to development results in your country, on a ten-point scale?	6.36	6.81	6.78	6.29	6.43	6.60	6.40	6.70	6.44	6.68	6.39	6.75
Overall, how would you rate the technical quality of the World Bank's knowledge/research, on a ten-point scale?	6.82	7.35	7.22	6.82	6.89	7.21	6.97	6.99	6.93	7.25	6.90	7.20
Where country systems are adequate, the World Bank makes appropriate use of them	6.06	6.68	6.50	6.09	6.21	6.39	6.12	6.60	6.24	6.36	6.21	6.41

Yellow highlight indicates significant difference between Yes and No mean.

Appendix F: Nigeria FY 2013 Questionnaire



World Bank Country Survey FY13 – NIGERIA

The World Bank is interested in gauging the views of clients and partners who are either involved in development in Nigeria or who observe activities related to social and economic development. The following survey is meant to give the World Bank's team that works in Nigeria, greater insight into how the Bank's work is perceived. This is one tool the World Bank uses to assess the views of its critical stakeholders. With this understanding, the World Bank hopes to develop more effective strategies, outreach and programs that support development in Nigeria. The World Bank commissioned an independent firm to oversee the logistics of this effort in Nigeria. This ensures anonymity and confidentiality. We hope you'll be candid. To complete the survey, please circle/check the response that most accurately reflects your opinion. **If you prefer not to answer a question, please leave it blank.**

PLEASE NOTE: IN SOME CASES THE SURVEY WILL ASK FOR A SPECIFIC NUMBER OF RESPONSES. PLEASE DO NOT CHOOSE ANY MORE THAN REQUESTED. IF MORE RESPONSES ARE CHOSEN, DATA CANNOT BE INCLUDED IN ANALYSIS.

SECTION A: GENERAL ISSUES FACING NIGERIA

A1. In general would you say that Nigeria is headed in ... ?	
1	The right direction
2	The wrong direction
3	Not sure

SECTION A: GENERAL ISSUES

A2. When considering development priorities, which ONE development priority below is the most important in Nigeria? Which ONE is the second most important priority? Which ONE is the third most important priority?

(Choose only ONE for each column)		First priority (Choose only ONE)	Second priority (Choose only ONE)	Third priority (Choose only ONE)
1	Rural development	<input type="checkbox"/>	<input type="checkbox"/>	<input type="checkbox"/>
2	Education	<input type="checkbox"/>	<input type="checkbox"/>	<input type="checkbox"/>
3	Social protection (e.g., pensions, targeted social assistance)	<input type="checkbox"/>	<input type="checkbox"/>	<input type="checkbox"/>
4	Transport (e.g., roads, bridges, transportation)	<input type="checkbox"/>	<input type="checkbox"/>	<input type="checkbox"/>
5	Basic infrastructure	<input type="checkbox"/>	<input type="checkbox"/>	<input type="checkbox"/>
6	Poverty reduction	<input type="checkbox"/>	<input type="checkbox"/>	<input type="checkbox"/>
7	Public sector reform	<input type="checkbox"/>	<input type="checkbox"/>	<input type="checkbox"/>
8	Regional integration	<input type="checkbox"/>	<input type="checkbox"/>	<input type="checkbox"/>
9	Global integration	<input type="checkbox"/>	<input type="checkbox"/>	<input type="checkbox"/>
10	Gender	<input type="checkbox"/>	<input type="checkbox"/>	<input type="checkbox"/>
11	Domestic private sector development	<input type="checkbox"/>	<input type="checkbox"/>	<input type="checkbox"/>
12	Foreign direct investment	<input type="checkbox"/>	<input type="checkbox"/>	<input type="checkbox"/>
13	Water and sanitation	<input type="checkbox"/>	<input type="checkbox"/>	<input type="checkbox"/>
14	Anti-corruption	<input type="checkbox"/>	<input type="checkbox"/>	<input type="checkbox"/>
15	Monitoring and evaluation	<input type="checkbox"/>	<input type="checkbox"/>	<input type="checkbox"/>
16	Public financial management (e.g., public expenditure, fiscal system reform)	<input type="checkbox"/>	<input type="checkbox"/>	<input type="checkbox"/>
17	Job creation/employment	<input type="checkbox"/>	<input type="checkbox"/>	<input type="checkbox"/>
18	Youth employment	<input type="checkbox"/>	<input type="checkbox"/>	<input type="checkbox"/>
19	Governance (e.g., government responsiveness/effectiveness)	<input type="checkbox"/>	<input type="checkbox"/>	<input type="checkbox"/>
20	Financial markets	<input type="checkbox"/>	<input type="checkbox"/>	<input type="checkbox"/>
21	Urban development	<input type="checkbox"/>	<input type="checkbox"/>	<input type="checkbox"/>
22	Natural resource management (e.g., oil, gas, mining)	<input type="checkbox"/>	<input type="checkbox"/>	<input type="checkbox"/>
23	Environmental sustainability	<input type="checkbox"/>	<input type="checkbox"/>	<input type="checkbox"/>
24	Equality of opportunity (i.e., equity)	<input type="checkbox"/>	<input type="checkbox"/>	<input type="checkbox"/>
25	Health	<input type="checkbox"/>	<input type="checkbox"/>	<input type="checkbox"/>
26	Communicable/non-communicable diseases	<input type="checkbox"/>	<input type="checkbox"/>	<input type="checkbox"/>
27	Energy	<input type="checkbox"/>	<input type="checkbox"/>	<input type="checkbox"/>
28	Food security	<input type="checkbox"/>	<input type="checkbox"/>	<input type="checkbox"/>
29	Climate change (e.g., mitigation, adaptation)	<input type="checkbox"/>	<input type="checkbox"/>	<input type="checkbox"/>
30	Disaster management	<input type="checkbox"/>	<input type="checkbox"/>	<input type="checkbox"/>
31	Agricultural development	<input type="checkbox"/>	<input type="checkbox"/>	<input type="checkbox"/>
32	Regional trade	<input type="checkbox"/>	<input type="checkbox"/>	<input type="checkbox"/>
33	International trade	<input type="checkbox"/>	<input type="checkbox"/>	<input type="checkbox"/>
34	Crime and violence	<input type="checkbox"/>	<input type="checkbox"/>	<input type="checkbox"/>
35	Economic growth	<input type="checkbox"/>	<input type="checkbox"/>	<input type="checkbox"/>
36	Law and justice (e.g., judicial system)	<input type="checkbox"/>	<input type="checkbox"/>	<input type="checkbox"/>
37	Regulatory and institutional framework	<input type="checkbox"/>	<input type="checkbox"/>	<input type="checkbox"/>
38	Information and communications technology	<input type="checkbox"/>	<input type="checkbox"/>	<input type="checkbox"/>

SECTION A: GENERAL ISSUES

A3. Poverty reduction is a broad term that encompasses work in many different areas.

Which THREE areas of development listed below do you believe would contribute most to reducing poverty in Nigeria? (Choose no more than THREE)

1	Water and sanitation	19	Anti-corruption
2	Equality of opportunity (i.e., equity)	20	Domestic private sector development
3	Economic growth	21	Foreign direct investment
4	Climate change (e.g., mitigation, adaptation)	22	Global integration
5	Disaster management	23	Energy
6	Regional integration	24	Public sector reform
7	Gender	25	Monitoring and evaluation
8	Rural development	26	Governance (e.g., government responsiveness and effectiveness)
9	Urban development	27	Natural resource management (e.g., oil, gas, mining)
10	Education	28	Environmental sustainability
11	Regulatory framework	29	Health
12	Basic infrastructure	30	Public financial management (e.g., public expenditure, fiscal system reform)
13	Social protection (e.g., pensions, targeted social assistance)	31	Agricultural development
14	Law and justice (e.g., judicial system)	32	Job creation/employment
15	Transport (e.g., roads, bridges, transportation)	33	Financial markets
16	Crime and violence	34	Trade and exports (regional/international)
17	Communicable/non-communicable diseases	35	Food security
18	Information and communications technology	36	Other (Please specify _____)

SECTION A: GENERAL ISSUES

A4. Economic growth can be driven by a number of factors.			
Which THREE areas below do you believe would contribute most to generating economic growth in Nigeria? (Choose no more than THREE)			
1	Energy	19	Domestic private sector development
2	Equality of opportunity (i.e., equity)	20	Job creation/employment
3	Social protection (e.g., pensions, targeted social assistance)	21	Agricultural development
4	Global integration	22	Food security
5	Climate change (e.g., mitigation, adaptation)	23	Governance (i.e., government effectiveness)
6	Anti-corruption	24	Transport (e.g., roads, bridges, transportation)
7	Disaster management	25	Monitoring and evaluation
8	Rural development	26	Gender
9	Foreign direct investment	27	Natural resource management (e.g., oil, gas, mining)
10	Urban development	28	Environmental sustainability
11	Water and sanitation	29	Health
12	Education	30	Basic infrastructure
13	Information and communications technology	31	Law and justice (e.g., judicial system)
14	Regulatory framework	32	Crime and violence
15	Communicable/non-communicable diseases	33	Public financial management (e.g., public expenditure, fiscal system reform)
16	Trade and exports	34	Financial markets
17	Public sector reform	35	Other (please specify _____)
18	Regional integration		

SECTION B: OVERALL ATTITUDES TOWARD THE WORLD BANK

B1. How familiar are you with the work of the World Bank in Nigeria, on a ten point scale?									
1	2	3	4	5	6	7	8	9	10
Not familiar at all								Extremely familiar	

B2. Overall, please rate your impression of the World Bank's effectiveness in Nigeria, on a ten point scale?										
1	2	3	4	5	6	7	8	9	10	<input type="checkbox"/>
Not effective at all									Very effective	Don't know

B3. To what extent do you believe the World Bank's staff is well prepared (e.g., skills and knowledge) to help Nigeria solve its most complicated development challenges, on a ten point scale?										
1	2	3	4	5	6	7	8	9	10	<input type="checkbox"/>
To no degree at all								To a very significant degree	Don't know	

PLEASE NOTE: IN SOME CASES THE SURVEY WILL ASK FOR A SPECIFIC NUMBER OF RESPONSES. PLEASE DO NOT CHOOSE ANY MORE THAN REQUESTED. IF MORE RESPONSES ARE CHOSEN, DATA CANNOT BE INCLUDED IN ANALYSIS.

SECTION B: OVERALL ATTITUDES TOWARD THE WORLD BANK

B4. When thinking about how the World Bank can have the most impact on development results in Nigeria, in which sectoral areas do you believe the World Bank should focus most of its attention and resources in Nigeria? (Choose no more than THREE)

1	Rural development	20	Environmental sustainability
2	Education	21	Equality of opportunity (i.e., equity)
3	Social protection (e.g., pensions, targeted social assistance)	22	Health
4	Governance (e.g., government responsiveness and effectiveness)	23	Global integration
5	Transport (e.g., roads, bridges, transportation)	24	Food security
6	Poverty reduction	25	Climate change (e.g., mitigation, adaptation)
7	Public sector reform	26	Agricultural development
8	Regional integration	27	International trade
9	Gender	28	Regional trade
10	Crime and violence	29	Economic growth
11	Domestic private sector development	30	Law and justice (e.g., judicial system)
12	Foreign direct investment	31	Regulatory framework
13	Water and sanitation	32	Communicable/non-communicable diseases
14	Energy	33	Basic infrastructure
15	Monitoring and evaluation	34	Natural resource management (e.g., oil, gas, mining)
16	Public financial management (e.g., public expenditure, fiscal system reform)	35	Anti corruption
17	Job creation/employment	36	Information and communications technology
18	Financial markets	37	Disaster management
19	Urban development	38	Other (please specify _____)

SECTION B: OVERALL ATTITUDES TOWARD THE WORLD BANK

B5. When thinking about the World Bank's role, which activity do you believe is of greatest VALUE and which activity is of second greatest value in Nigeria?

		Greatest Value (Choose only ONE)	Second Greatest Value (Choose only ONE)
1	Financial resources	<input type="checkbox"/>	<input type="checkbox"/>
2	Mobilizing third party financial resources	<input type="checkbox"/>	<input type="checkbox"/>
3	Technical assistance	<input type="checkbox"/>	<input type="checkbox"/>
4	Policy advice	<input type="checkbox"/>	<input type="checkbox"/>
5	Development partner coordination	<input type="checkbox"/>	<input type="checkbox"/>
6	Data	<input type="checkbox"/>	<input type="checkbox"/>
7	Training/capacity building	<input type="checkbox"/>	<input type="checkbox"/>
8	Studies/analyses	<input type="checkbox"/>	<input type="checkbox"/>
9	Convening/facilitating	<input type="checkbox"/>	<input type="checkbox"/>
10	Linkage to non-Bank expertise (e.g., South-South knowledge sharing)	<input type="checkbox"/>	<input type="checkbox"/>
11	Other (please specify): _____	<input type="checkbox"/>	<input type="checkbox"/>

B6. Which of the following do you identify as the World Bank's greatest WEAKNESSES in its work in Nigeria? (Choose no more than TWO)

1	Imposing technocratic solutions without regard to political and societal realities
2	Not exploring alternative policy options
3	Too bureaucratic in its operational policies and procedures
4	Staff too inaccessible
5	Arrogant in its approach
6	Not client focused
7	The credibility of its knowledge/data
8	Not willing to honestly criticize policies and reform efforts in the country
9	Too influenced by developed countries
10	Not enough public disclosure of its work
11	World Bank processes too slow and complex
12	Not aligned with country priorities
13	Not aligned with other development partners' work
14	Not collaborating enough with non-state actors
15	Not adequately sensitive to political/social realities in Nigeria
16	Not enough engagement at state levels
17	Too much engagement at state levels
18	Other (please specify): _____

SECTION B: OVERALL ATTITUDES TOWARD THE WORLD BANK

B7. Which World Bank instruments do you believe are the MOST effective in reducing poverty in Nigeria? (Choose no more than TWO)

1	Investment lending (financing specific projects)
2	Capacity development
3	Policy based lending / Budget support to the Government
4	Knowledge products/services (analytical work, studies, surveys, etc.)
5	Technical assistance (advice, best practice, international experience, etc.)
6	Trust Fund management
7	Other (please specify): _____
8	Don't know

B8. Which World Bank instruments do you believe are LEAST effective in helping to reduce poverty in Nigeria? (Choose no more than TWO)

1	Investment lending (financing specific projects)
2	Capacity development
3	Policy based lending / Budget support to the Government
4	Knowledge products/services (analytical work, studies, surveys, etc.)
5	Technical assistance (advice, best practice, international experience, etc.)
6	Trust Fund management
7	Other (please specify): _____
8	Don't know

B9. To what extent do you believe the World Bank SHOULD seek to influence the global development agenda as related to "global public goods" (e.g., climate change, communicable diseases, international financial systems, trade, statistics, etc.), on a ten point scale?

1	2	3	4	5	6	7	8	9	10	<input type="checkbox"/>
To no degree at all									To a very significant degree	Don't know

SECTION B: OVERALL ATTITUDES TOWARD THE WORLD BANK

B10. In addition to the regular relations with the national government as its main interlocutor, which TWO of the following groups should the World Bank collaborate with more in your country to ensure better development results there? (Choose no more than TWO)

1	NGOs
2	Local Government
3	Beneficiaries
4	Private sector
5	Community Based Organizations (CBOs)
6	Development partner community
7	Foundations
8	Academia/think tanks/research institutes
9	Parliament
10	Media
11	State governments
12	Governors' Forum
13	Faith based organizations
14	Youth
15	Other (please specify): _____

To what extent do you agree with the following statements about the World Bank's work in Nigeria, on a ten point scale?

		Strongly disagree										Strongly agree	Don't know
		1	2	3	4	5	6	7	8	9	10		
B11	Overall the World Bank currently plays a relevant role in development in Nigeria	1	2	3	4	5	6	7	8	9	10		<input type="checkbox"/>
B12	The World Bank's work is aligned with what I consider the development priorities for Nigeria	1	2	3	4	5	6	7	8	9	10		<input type="checkbox"/>
B13	The World Bank supports programs and strategies that are realistic for Nigeria	1	2	3	4	5	6	7	8	9	10		<input type="checkbox"/>
B14	The World Bank treats clients and stakeholders in Nigeria with respect	1	2	3	4	5	6	7	8	9	10		<input type="checkbox"/>

PLEASE NOTE: IN SOME CASES THE SURVEY WILL ASK FOR A SPECIFIC NUMBER OF RESPONSES. PLEASE DO NOT CHOOSE ANY MORE THAN REQUESTED. IF MORE RESPONSES ARE CHOSEN, DATA CANNOT BE INCLUDED IN ANALYSIS.

SECTION B: OVERALL ATTITUDES TOWARD THE WORLD BANK

To what extent is the World Bank an effective development partner in Nigeria, in terms of each of the following?													
		To no degree at all										To a very significant degree	Don't know
		1	2	3	4	5	6	7	8	9	10		
B15	Responsiveness											<input type="checkbox"/>	
B16	Flexibility (in terms of the World Bank's products and services)											<input type="checkbox"/>	
B17	Flexibility (in terms of changing country circumstances)											<input type="checkbox"/>	
B18	Being inclusive											<input type="checkbox"/>	
B19	Openness (sharing data and other information)											<input type="checkbox"/>	
B20	Staff accessibility											<input type="checkbox"/>	
B21	Straightforwardness and honesty											<input type="checkbox"/>	
B22	Collaboration with groups outside of the Government (e.g., NGOs, academia, private sector)											<input type="checkbox"/>	
B23	Collaboration with the Government											<input type="checkbox"/>	
B24	Collaboration with other development partners											<input type="checkbox"/>	
B25	Follow through over time											<input type="checkbox"/>	

B26. When World Bank assisted reform efforts fail or are slow to take place, which of the following would you attribute this to? (Choose no more than TWO)	
1	The World Bank works too slowly
2	The Government works inefficiently
3	There is not an adequate level of citizen/civil society participation
4	Poor development partner coordination
5	The World Bank does not do adequate follow through/follow-up
6	Lack of/inadequate levels of capacity in Government
7	Political pressures and obstacles
8	Reforms are not well thought out in light of country challenges
9	The World Bank is not sensitive enough to political/social realities on the ground
10	Other (please specify): _____

SECTION C: WORLD BANK EFFECTIVENESS AND RESULTS

How effective do you believe the World Bank is in terms of the work it does in the following areas of development in Nigeria, on a ten point scale?

		Not effective at all								Very effective		Don't know
		1	2	3	4	5	6	7	8	9	10	
C1	Anti-corruption	1	2	3	4	5	6	7	8	9	10	<input type="checkbox"/>
C2	Information and communications technology	1	2	3	4	5	6	7	8	9	10	<input type="checkbox"/>
C3	Transport (e.g., roads, bridges, transportation)	1	2	3	4	5	6	7	8	9	10	<input type="checkbox"/>
C4	Crime and violence	1	2	3	4	5	6	7	8	9	10	<input type="checkbox"/>
C5	Law and justice (e.g., judicial system)	1	2	3	4	5	6	7	8	9	10	<input type="checkbox"/>
C6	Urban development	1	2	3	4	5	6	7	8	9	10	<input type="checkbox"/>
C7	Environmental sustainability	1	2	3	4	5	6	7	8	9	10	<input type="checkbox"/>
C8	Regulatory framework	1	2	3	4	5	6	7	8	9	10	<input type="checkbox"/>
C9	Basic infrastructure	1	2	3	4	5	6	7	8	9	10	<input type="checkbox"/>
C10	Communicable/non-communicable diseases	1	2	3	4	5	6	7	8	9	10	<input type="checkbox"/>
C11	Poverty reduction	1	2	3	4	5	6	7	8	9	10	<input type="checkbox"/>
C12	Gender	1	2	3	4	5	6	7	8	9	10	<input type="checkbox"/>
C13	Domestic private sector development	1	2	3	4	5	6	7	8	9	10	<input type="checkbox"/>
C14	Foreign direct investment	1	2	3	4	5	6	7	8	9	10	<input type="checkbox"/>
C15	Water and sanitation	1	2	3	4	5	6	7	8	9	10	<input type="checkbox"/>
C16	Trade and exports (regional/international)	1	2	3	4	5	6	7	8	9	10	<input type="checkbox"/>
C17	Economic growth	1	2	3	4	5	6	7	8	9	10	<input type="checkbox"/>
C18	Energy	1	2	3	4	5	6	7	8	9	10	<input type="checkbox"/>
C19	Disaster management	1	2	3	4	5	6	7	8	9	10	<input type="checkbox"/>
C20	Monitoring and evaluation	1	2	3	4	5	6	7	8	9	10	<input type="checkbox"/>
C21	Public financial management (e.g., public expenditure, fiscal system reform)	1	2	3	4	5	6	7	8	9	10	<input type="checkbox"/>
C22	Job creation/employment	1	2	3	4	5	6	7	8	9	10	<input type="checkbox"/>
C23	Financial markets	1	2	3	4	5	6	7	8	9	10	<input type="checkbox"/>
C24	Equality of opportunity (i.e., equity)	1	2	3	4	5	6	7	8	9	10	<input type="checkbox"/>
C25	Health	1	2	3	4	5	6	7	8	9	10	<input type="checkbox"/>
C26	Rural development	1	2	3	4	5	6	7	8	9	10	<input type="checkbox"/>
C27	Global integration	1	2	3	4	5	6	7	8	9	10	<input type="checkbox"/>
C28	Governance (e.g., government responsiveness/effectiveness)	1	2	3	4	5	6	7	8	9	10	<input type="checkbox"/>
C29	Food security	1	2	3	4	5	6	7	8	9	10	<input type="checkbox"/>
C30	Education	1	2	3	4	5	6	7	8	9	10	<input type="checkbox"/>
C31	Social protection (e.g., pensions, targeted social assistance)	1	2	3	4	5	6	7	8	9	10	<input type="checkbox"/>
C32	Climate change (e.g., mitigation, adaptation)	1	2	3	4	5	6	7	8	9	10	<input type="checkbox"/>
C33	Public sector reform	1	2	3	4	5	6	7	8	9	10	<input type="checkbox"/>
C34	Regional integration	1	2	3	4	5	6	7	8	9	10	<input type="checkbox"/>
C35	Agricultural development	1	2	3	4	5	6	7	8	9	10	<input type="checkbox"/>
C36	Community development	1	2	3	4	5	6	7	8	9	10	<input type="checkbox"/>
C37	Natural resource management (e.g., oil, gas, mining)	1	2	3	4	5	6	7	8	9	10	<input type="checkbox"/>

SECTION C: WORLD BANK EFFECTIVENESS AND RESULTS

C38. To what extent does the World Bank's work help to achieve development results in Nigeria, on a ten point scale?

1	2	3	4	5	6	7	8	9	10	<input type="checkbox"/>
To no degree at all									To a very significant degree	Don't know

To what extent do you agree with the following statements about the World Bank in Nigeria, on a ten point scale?

		Strongly disagree										Strongly agree	Don't know
C39	The World Bank's financial instruments (i.e., investment lending, Development Policy Loan, Trust Funds, Program 4 Result, etc.) meet the needs of Nigeria	1	2	3	4	5	6	7	8	9	10	<input type="checkbox"/>	
C40	The World Bank meets Nigeria's needs for knowledge services (e.g., research, analysis, data, technical assistance)	1	2	3	4	5	6	7	8	9	10	<input type="checkbox"/>	

SECTION D: THE WORLD BANK'S KNOWLEDGE

D1. How frequently do you consult World Bank knowledge work and activities (e.g., data, analysis, reports) in the work you do?

1	Weekly
2	Monthly
3	A few times a year
4	Rarely
5	Never

D2. When thinking about the development challenges in Nigeria, where do you believe it would be most valuable for the World Bank to focus its research and knowledge efforts in the next few years? (Choose no more than THREE)

1	Public sector reform	19	Equality of opportunity (i.e., equity)
2	Gender	20	Urban development
3	Education	21	Crime and violence
4	Domestic private sector development	22	Regional integration
5	Foreign direct investment	23	Information and communications technology
6	Water and sanitation	24	Transport (e.g., roads, bridges, transportation)
7	Trade and exports (regional/international)	25	Agricultural development
8	Economic growth	26	Natural resource management (e.g., oil, gas, mining)
9	Energy	27	Public financial management (e.g., public expenditure, fiscal system reform)
10	Disaster management	28	Job creation/employment
11	Monitoring and evaluation	29	Health
12	Governance (i.e., government effectiveness)	30	Rural development
13	Social protection (e.g., pensions, targeted social assistance)	31	Global integration
14	Climate change (e.g., mitigation, adaptation)	32	Food security
15	Poverty reduction	33	Environmental sustainability
16	Law and justice (e.g., judicial system)	34	Regulatory framework
17	Anti-corruption	35	Basic infrastructure
18	Financial markets	36	Communicable/non-communicable diseases

SECTION D: THE WORLD BANK'S KNOWLEDGE

In Nigeria, how effective do you believe the World Bank's knowledge and research are at:													
		Not effective at all										Very effective	Don't know
D3	Raising your awareness of the particular topic	1	2	3	4	5	6	7	8	9	10	<input type="checkbox"/>	
D4	Stimulating public debate/dialogue	1	2	3	4	5	6	7	8	9	10	<input type="checkbox"/>	
D5	Enhancing your knowledge and/or skills	1	2	3	4	5	6	7	8	9	10	<input type="checkbox"/>	
D6	Contributing to good policy making	1	2	3	4	5	6	7	8	9	10	<input type="checkbox"/>	
D7	Providing support for program implementation	1	2	3	4	5	6	7	8	9	10	<input type="checkbox"/>	

In Nigeria, to what extent do you believe that the World Bank's knowledge and research:													
		To no degree at all										To a very significant degree	Don't know
D8	Are available when needed	1	2	3	4	5	6	7	8	9	10	<input type="checkbox"/>	
D9	Include appropriate level of stakeholder involvement during preparation	1	2	3	4	5	6	7	8	9	10	<input type="checkbox"/>	
D10	Are relevant to Nigeria's development priorities	1	2	3	4	5	6	7	8	9	10	<input type="checkbox"/>	
D11	Provide feasible recommendations	1	2	3	4	5	6	7	8	9	10	<input type="checkbox"/>	
D12	Are accessible (well written and easy to understand)	1	2	3	4	5	6	7	8	9	10	<input type="checkbox"/>	
D13	A source of relevant information on global good practices	1	2	3	4	5	6	7	8	9	10	<input type="checkbox"/>	
D14	Are adequately disseminated	1	2	3	4	5	6	7	8	9	10	<input type="checkbox"/>	
D15	Are appropriately translated	1	2	3	4	5	6	7	8	9	10	<input type="checkbox"/>	
D16	Are adaptable to Nigeria's specific development challenges and country circumstances	1	2	3	4	5	6	7	8	9	10	<input type="checkbox"/>	

D17. Overall, how significant a contribution do you believe the World Bank's knowledge and research make to development results in your country, on a ten point scale?

1	2	3	4	5	6	7	8	9	10	<input type="checkbox"/>
Not significant at all									Very significant	Don't know

SECTION D: THE WORLD BANK'S KNOWLEDGE

D18. Overall, how would you rate the technical quality of the World Bank's knowledge/research, on a ten point scale?

1	2	3	4	5	6	7	8	9	10	<input type="checkbox"/>
Very low technical quality									Very high technical quality	Don't know

D19. Overall, how effective is the World Bank at providing linkage to non-Bank expertise e.g., South-South knowledge sharing, etc.)?

1	2	3	4	5	6	7	8	9	10	<input type="checkbox"/>
Not effective at all									Very effective	Don't know

SECTION E: WORKING WITH THE WORLD BANK

To what extent do you agree/disagree with the following statements, on a ten point scale?												
		Strongly disagree								Strongly agree		Don't know
		1	2	3	4	5	6	7	8	9	10	
E1	The World Bank disburses funds promptly											<input type="checkbox"/>
E2	The World Bank effectively monitors and evaluates the projects and programs it supports											<input type="checkbox"/>
E3	The World Bank's approvals and reviews are done in a timely fashion											<input type="checkbox"/>
E4	The World Bank's "Safeguard Policy" requirements are reasonable											<input type="checkbox"/>
E5	The World Bank imposes reasonable conditions on its lending											<input type="checkbox"/>
E6	Working with the World Bank increases Nigeria's institutional capacity											<input type="checkbox"/>
E7	The World Bank ensures consistency and continuity through staff changes											<input type="checkbox"/>
E8	The World Bank's teams and visits are well coordinated											<input type="checkbox"/>
E9	Where country systems (e.g., procurement, financial management, etc.) are adequate, the World Bank makes appropriate use of them											<input type="checkbox"/>
E10	The World Bank provides effective implementation support (i.e., supervision of projects)											<input type="checkbox"/>

PLEASE NOTE: IN SOME CASES THE SURVEY WILL ASK FOR A SPECIFIC NUMBER OF RESPONSES. PLEASE DO NOT CHOOSE ANY MORE THAN REQUESTED. IF MORE RESPONSES ARE CHOSEN, DATA CANNOT BE INCLUDED IN ANALYSIS.

SECTION F: THE FUTURE ROLE OF THE WORLD BANK IN NIGERIA

F1. How significant a role do you believe the World Bank SHOULD play in Nigeria's development in the near future, on a ten point scale?

1	2	3	4	5	6	7	8	9	10	<input type="checkbox"/>
Not a significant role at all									Very significant role	Don't know

F2. Which of the following SHOULD the World Bank do to make itself of greater value in Nigeria? (Choose no more than TWO)

1	Improve the quality of its experts as related to Nigeria's specific challenges
2	Reduce the complexity of obtaining World Bank financing
3	Focus primarily on advocacy issues
4	Improve the competitiveness of its financing compared to markets (e.g., cost, timeliness, and other terms)
5	Ensure greater selectivity in its work
6	Provide more adequate data/knowledge/statistics/figures on Nigeria's economy
7	Offer more innovative financial products
8	Offer more innovative knowledge services
9	Increase availability of Fee-Based services
10	Work faster
11	Other (please specify): _____

SECTION G: COMMUNICATION AND INFORMATION SHARING**G1. How do you get most of your information about economic and social development issues in Nigeria? (Choose no more than TWO)**

1	Local newspapers
2	International newspapers
3	Local radio
4	International radio
5	Local television
6	International television
7	Periodicals
8	Internet
9	Social media (Facebook, Twitter, YouTube)
10	Blogs
11	Mobile phones
12	Instant messaging
13	Other (please specify): _____

G2. How would you prefer to receive information from the World Bank? (Choose no more than TWO)

1	World Bank website
2	Direct contact with World Bank (i.e., face to face meetings/discussions)
3	e-newsletters
4	Instant messaging
5	World Bank seminars/workshops/conferences
6	World Bank Public Information Center
7	World Bank publications and other written materials
8	Mobile phones
9	Social media (Facebook, Twitter, YouTube)
10	Blogs
11	Other (please specify): _____

G3	Are you aware of the World Bank's Access to Information Policy under which the Bank will now disclose any information in its possession that is not on a list of exceptions?	Yes	No
G4	Have you requested information from the World Bank on its activities in the past year? (If YES please go to Question G5; if NO please go to G6)	Yes	No
G5	Were you able to obtain this information?	Yes	No
G6	Do you have access to the Internet?	Yes	No
G7	Do you use/have you ever used the World Bank website?	Yes	No

SECTION G: COMMUNICATION AND INFORMATION SHARING

G8. Which do you primarily use?	
1	The World Bank's country website (www.worldbank.org/ng)
2	The World Bank's main website (www.worldbank.org)

G9. The Internet connection I mainly use when visiting a World Bank website is:	
1	High speed
2	Dial-up
3	3G/4G

Please rate how much you agree with the following statements, on a ten point scale.													
		Strongly disagree								Strongly agree		Don't know	
G10	I use more data from the World Bank as a result of the organization's Open Data policy	1	2	3	4	5	6	7	8	9	10	<input type="checkbox"/>	
G11	I find the World Bank websites easy to navigate. <i>(Only answer if you have used a World Bank website)</i>	1	2	3	4	5	6	7	8	9	10	<input type="checkbox"/>	
G12	I find the information on the World Bank’s websites useful. <i>(Only answer if you have used a World Bank website)</i>	1	2	3	4	5	6	7	8	9	10	<input type="checkbox"/>	
G13	I find information on World Bank Facebook, Twitter, Youtube or Flickr useful	1	2	3	4	5	6	7	8	9	10	<input type="checkbox"/>	
G14	When I need information from the World Bank I know how to find it (e.g., whom to call, where to reach them, etc.)	1	2	3	4	5	6	7	8	9	10	<input type="checkbox"/>	
G15	The World Bank is responsive to my information requests and inquiries	1	2	3	4	5	6	7	8	9	10	<input type="checkbox"/>	

PLEASE NOTE: IN SOME CASES THE SURVEY WILL ASK FOR A SPECIFIC NUMBER OF RESPONSES. PLEASE DO NOT CHOOSE ANY MORE THAN REQUESTED. IF MORE RESPONSES ARE CHOSEN, DATA CANNOT BE INCLUDED IN ANALYSIS.

SECTION H: BACKGROUND INFORMATION**H1. Which of the following best describes your current position? (Please mark only ONE response)**

1	Office of the President
2	Office of Minister
3	Office of Parliamentarian
4	Employee of a Ministry, Ministerial Department or Implementation Agency
5	Consultant/Contractor working on World Bank supported Project/Program
6	Project Management Unit (PMU) overseeing implementation of project
7	Local Government Office or Staff
8	Bilateral Agency
9	Multilateral Agency
10	Private Sector Organization
11	Private Foundation
12	Financial Sector/Private Bank
13	NGO
14	Community Based Organization
15	Media (Press, Radio, TV, Web, etc.)
16	Independent Government Institution (i.e., Regulatory Agency, Central Bank/oversight institution)
17	Trade Union
18	Faith-Based Group
19	Academia/Research Institute/Think Tank
20	Judiciary Branch
21	Other (please specify): _____

SECTION H: BACKGROUND INFORMATION

H2. Please identify the primary specialization of your work. (Please mark only ONE response)			
1	Agricultural development	20	Health
2	Anti corruption	21	Information and communications technology
3	Basic infrastructure	22	Job creation/employment
4	Climate change (e.g., mitigation, adaptation)	23	Law and justice (e.g., judicial system)
5	Communicable/non-communicable diseases	24	Monitoring and evaluation
6	Crime and violence	25	Natural resource management (e.g., oil, gas, mining)
7	Disaster management	26	Poverty reduction
8	Domestic private sector development	27	Public financial management (e.g., public expenditure, fiscal system reform)
9	Economic growth	28	Public sector reform
10	Education	29	Regional integration
11	Energy	30	Regulatory framework
12	Environmental sustainability	31	Rural development
13	Equality of opportunity (i.e., equity)	32	Social protection (e.g., pensions, targeted social assistance)
14	Financial markets	33	Trade and exports (regional/international)
15	Food security	34	Transport (e.g., roads, bridges, transportation)
16	Foreign direct investment	35	Urban development
17	Gender	36	Water and sanitation
18	Global integration	37	Other (please specify): _____
19	Governance (i.e., government effectiveness)		

SECTION H: BACKGROUND INFORMATION

H3. Currently, do you professionally collaborate/work with the World Bank in your country?	
1	Yes
2	No

H4. Which of the following describes most of your exposure to the World Bank in Nigeria? (Choose no more than TWO)	
1	Observer (i.e., follow in media, discuss in informal conversations, etc.)
2	Use World Bank reports/data
3	Engage in World Bank related/sponsored events/activities
4	Collaborate as part of my professional duties
5	Use World Bank communication tools (website, Facebook, Twitter, Youtube, Flickr) for information, data, research, etc.

H5. Which best represents your geographic location?	
1	Adamawa
2	Cross River
3	Edo
4	Enugu
5	FCT
6	Kaduna
7	Lagos

Thank you for completing the survey!