



# Nicaragua

## The World Bank Country Survey FY 2012

Report of Findings  
September 2012

# Table of Contents

I. Objectives .....	3
II. Methodology.....	3
III. Demographics of the Sample.....	5
IV. General Issues facing Nicaragua .....	10
V. Overall Attitudes toward the World Bank .....	14
VI. Sectoral Effectiveness.....	21
VII. World Bank Knowledge and Instruments .....	24
VIII. How the World Bank Operates.....	33
IX. The Future Role of the World Bank in Nicaragua.....	36
X. Communication and Openness.....	40
XI. Appendices.....	46



## I. Objectives

This survey was designed to achieve the following objectives:

- Assist the World Bank in gaining a better understanding of how stakeholders in Nicaragua perceive the Bank;
- Obtain systematic feedback from stakeholders in Nicaragua regarding:
  - Their views regarding the general environment in Nicaragua;
  - Their overall attitudes toward the World Bank in Nicaragua;
  - Overall impressions of the World Bank's effectiveness and results, knowledge and research, and communication and information sharing in Nicaragua; and
  - Perceptions of the World Bank's future role in Nicaragua.
- Use data to help inform the Nicaragua country team's strategy.

## II. Methodology

In May thru July 2012, 328 stakeholders of the World Bank in Nicaragua were invited to provide their opinions on the Bank's assistance to the country by participating in a country survey. Participants in the survey were drawn from among the office of the President, Prime Minister; the office of a Minister; the office of a Parliamentarian; employees of a ministry, ministerial department, or implementation agency; consultants/contractors working on World Bank-supported projects/programs; project management units (PMUs) overseeing implementation of a project; local government officials or staff; bilateral agencies; multilateral agencies; private sector organizations; private foundations; the financial sector/private banks; NGOs; community-based organizations (CBOs); the media; independent government institutions; trade unions; faith-based groups; academia/research institutes/think tanks; and the judiciary branch. A total of 240 stakeholders participated in the country survey (73%).

Respondents received questionnaires via courier or email and returned it accordingly, or completed questionnaires with a representative of the fielding agency. Respondents were asked about: general issues facing Nicaragua, their overall attitudes toward the Bank; the World Bank's effectiveness and results; the Bank's knowledge; working with the World Bank; the Bank's future role in Nicaragua, and the Bank's communication and information sharing in Nicaragua:

- A. General Issues facing Nicaragua: Respondents were asked to indicate whether Nicaragua is headed in the right direction, what they thought were the top three most important development priorities, and which areas would contribute most to reducing poverty and generating economic growth in Nicaragua.

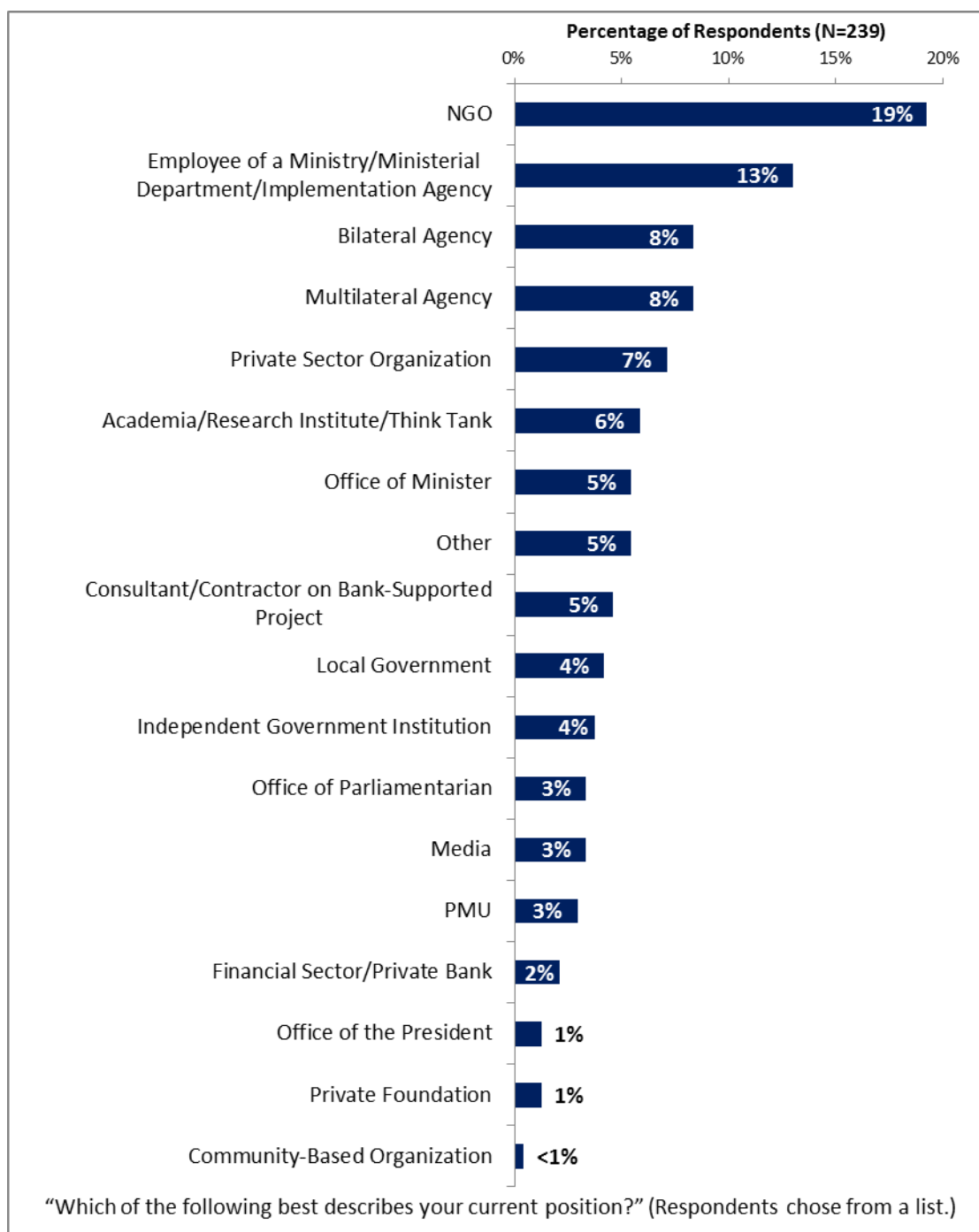
## II. Methodology (continued)

- B. Overall Attitudes toward the World Bank: Respondents were asked to rate their familiarity with the World Bank, the Bank's effectiveness in Nicaragua, Bank staff preparedness, the extent to which the Bank should seek to influence the global development agenda, their agreement with various statements regarding the Bank's work, and the extent to which the Bank is an effective development partner. Respondents were also asked to indicate the sectoral areas on which it would be most productive for the Bank to focus its resources, the Bank's greatest values and greatest weaknesses in its work, the most and least effective instruments in helping to reduce poverty in Nicaragua, with which groups the Bank should work more, and to what reasons respondents attributed failed or slow reform efforts.
- C. World Bank Effectiveness and Results: Respondents were asked to rate the extent to which the Bank's work helps achieve sustainable development results in Nicaragua, the extent to which the Bank meets Nicaragua's need for knowledge services, financial instruments, and mobilizing additional financial resources for development, and the Bank's level of effectiveness across thirty-six development areas, such as economic growth.
- D. The World Bank's Knowledge: Respondents were asked to indicate how frequently they consult Bank knowledge/research, the areas on which the Bank should focus its research efforts, and to rate the effectiveness and quality of the Bank's knowledge/research, including how significant of a contribution it makes to development results, its technical quality, and the Bank's effectiveness at providing linkage to non-Bank expertise.
- E. Working with the World Bank: Respondents were asked to rate their level of agreement with a series of statements regarding working with the Bank, such as the World Bank's "Safeguard Policy" requirements being reasonable and the Bank disbursing funds promptly.
- F. The Future Role of the World Bank in Nicaragua: Respondents were asked to rate how significant a role the Bank should play in Nicaragua's development in the near future and to indicate what the Bank should do to make itself of greater value in Nicaragua. Respondents were also asked to rate their familiarity with the work of the IFC, the effectiveness of the different parts of the World Bank Group to collaborate and coordinate efforts, and how significant a role the IFC should play in Nicaragua.
- G. Communication and Information Sharing: Respondents were asked to indicate where they get information about economic and social development issues, how they prefer to receive information from the Bank, their access to the Internet, and their usage and evaluation of the Bank's website. Respondents were asked about their awareness of the Bank's Access to Information policy, past information requests from the Bank, and their level of agreement that they use more data from the World Bank as a result of the Bank's Open Data policy. Respondents were also asked their level of agreement that they know how to find information from the Bank and that the Bank is responsive to information requests.
- H. Background Information: Respondents were asked to indicate their current position, specialization, whether they professionally collaborate with the World Bank, their exposure to the Bank in Nicaragua, and their geographic location.

### III. Demographics of the Sample

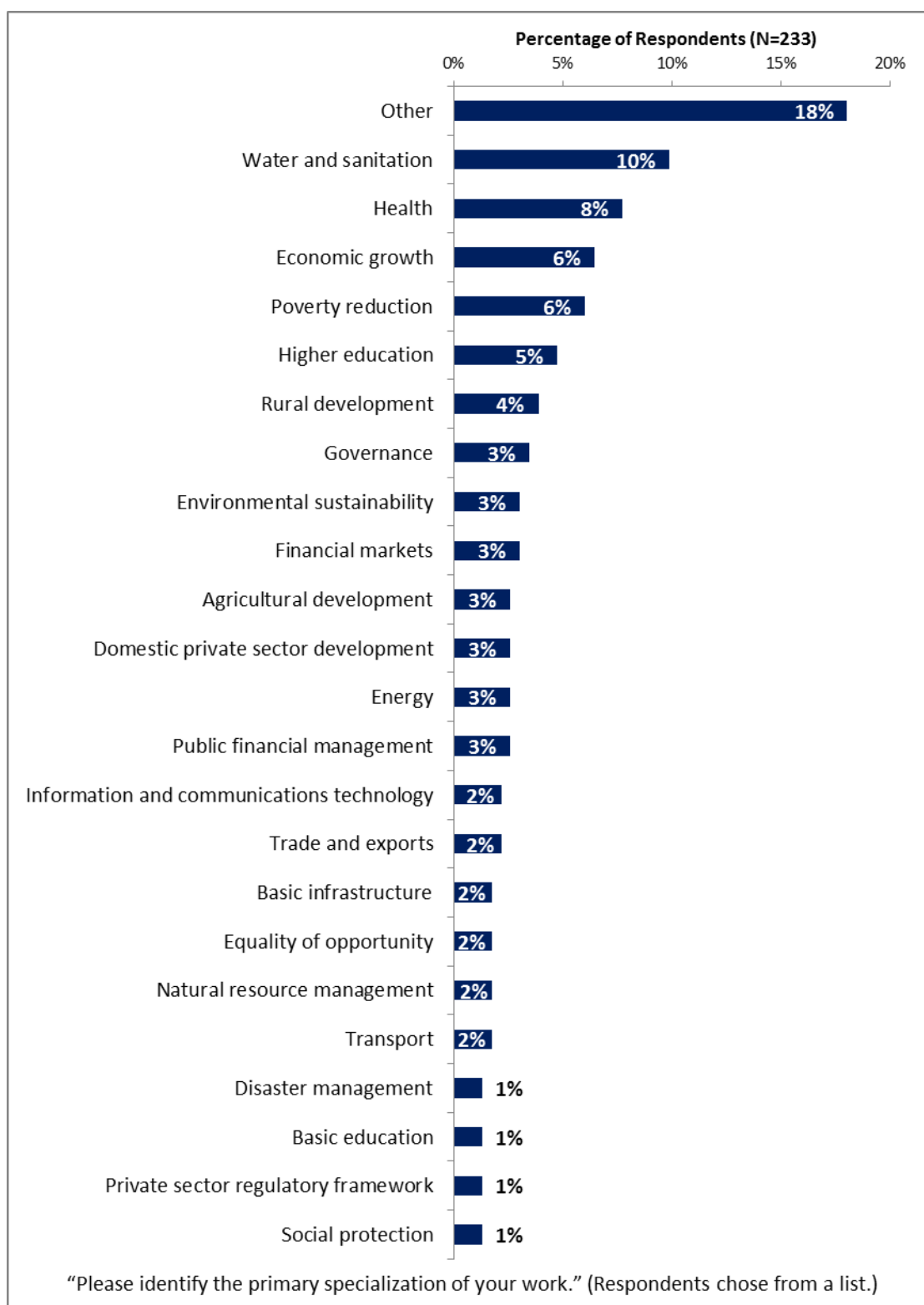
#### Current Position

- For further analyses, the small number of respondents from the office of a Minister were combined with those from the office of the President, consultants working on Bank-supported projects were combined with respondents from PMUs, respondents from CBOs were combined with those from NGOs, respondents from the financial sector/private banks were combined with those from the private sector, and the few respondents from private foundations were included in the “Other” category.



### III. Demographics of the Sample (continued)

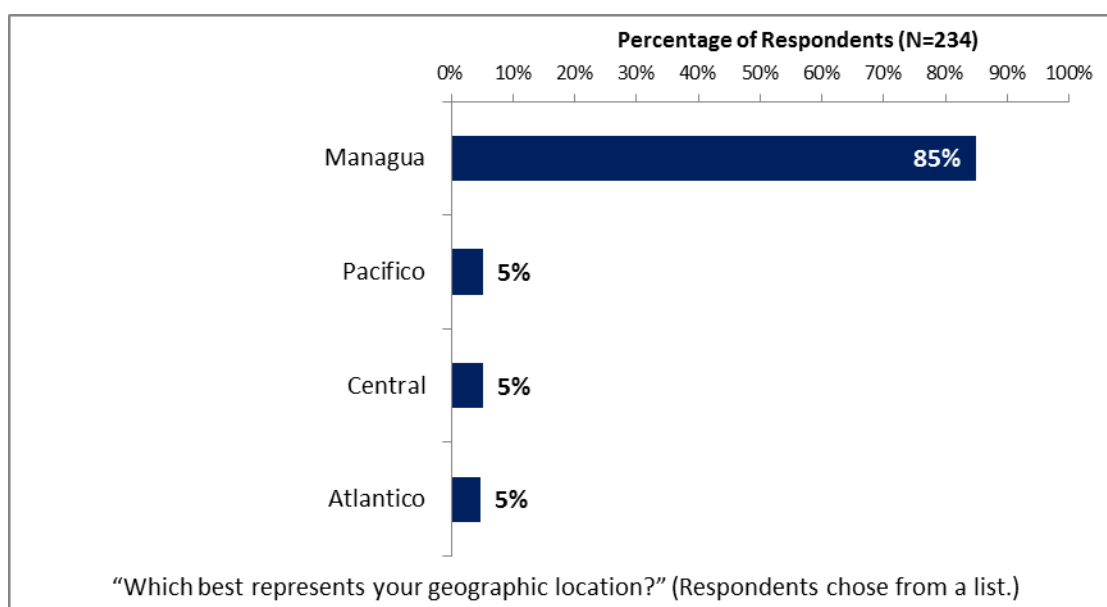
#### Area of Primary Specialization



### III. Demographics of the Sample (continued)

#### Geographic Location

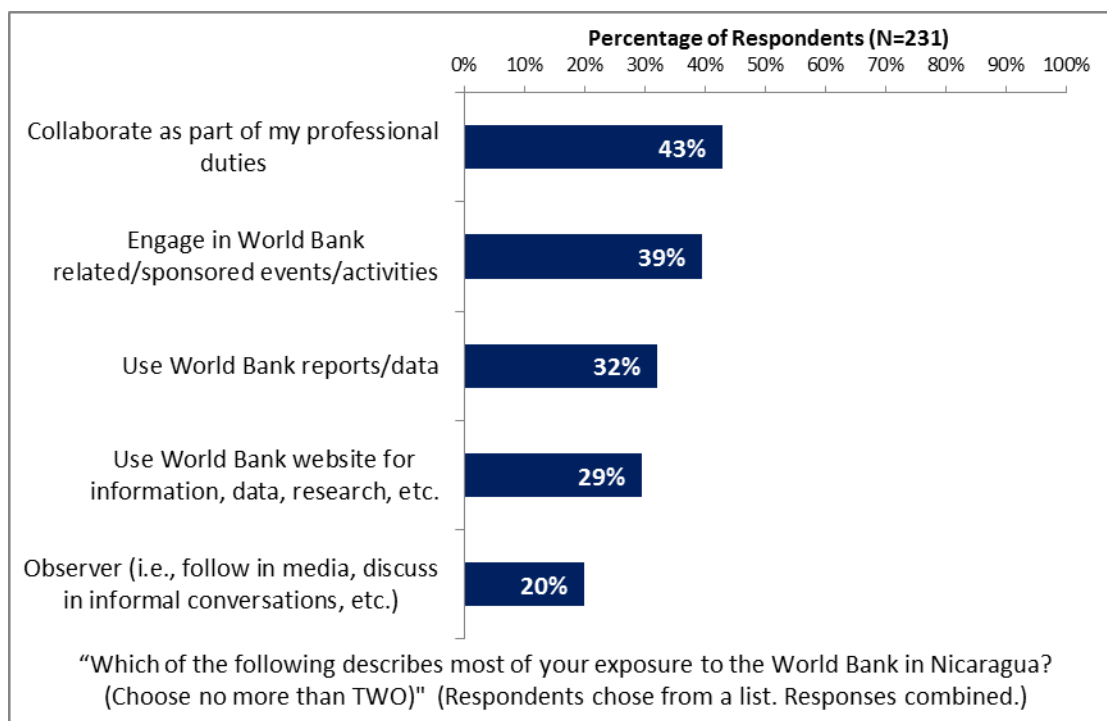
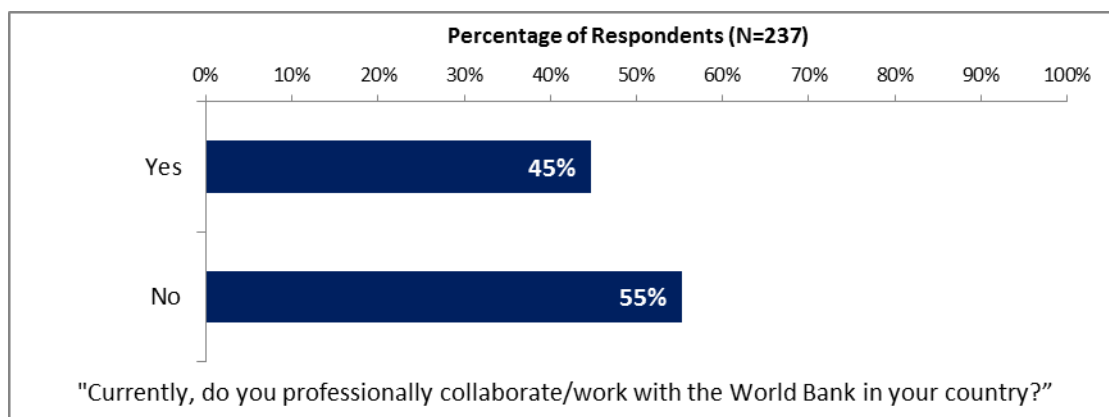
- The vast majority of respondents indicated that they were located in Managua. Because of the small number of respondents from Pacifico, Atlantico, and Central Nicaragua, these locations were combined into an “Other Areas” category for all further analyses.
- Responses across geographic locations for all country survey questions can be found in the Appendix (see page 85). Only significant differences between geographic locations in response to indicator questions will be discussed in the body of this report.



### III. Demographics of the Sample (continued)

#### Collaboration with and Exposure to the World Bank

- Differences in responses to the indicator questions, based on levels of collaboration and exposure to the World Bank in Nicaragua, can be found in the Appendix (page 99). Please note that where these two factors appear to have a significant relationship with overall views of the Bank, it is highlighted in yellow in that table.

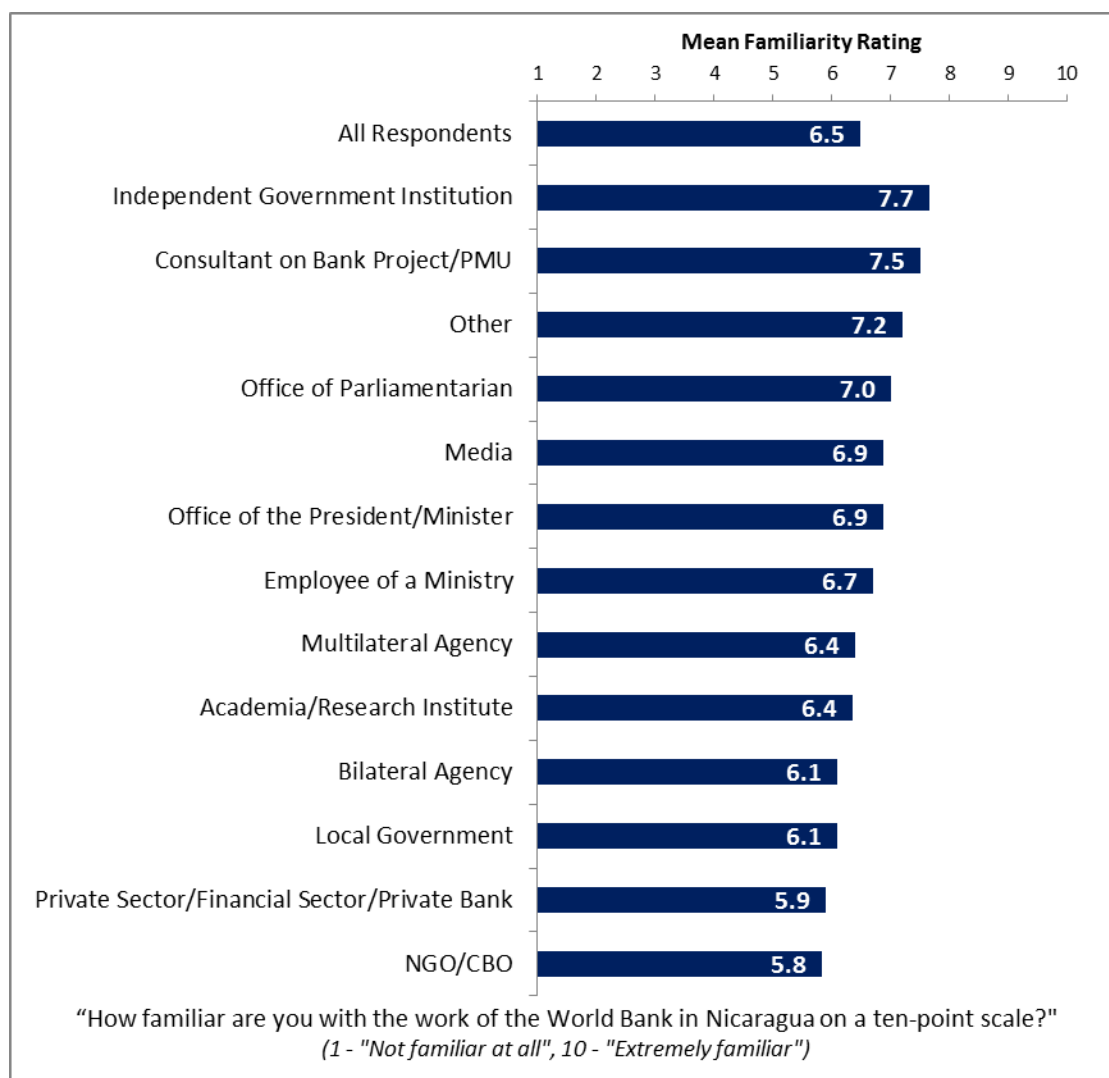




### III. Demographics of the Sample (continued)

#### Familiarity with the World Bank

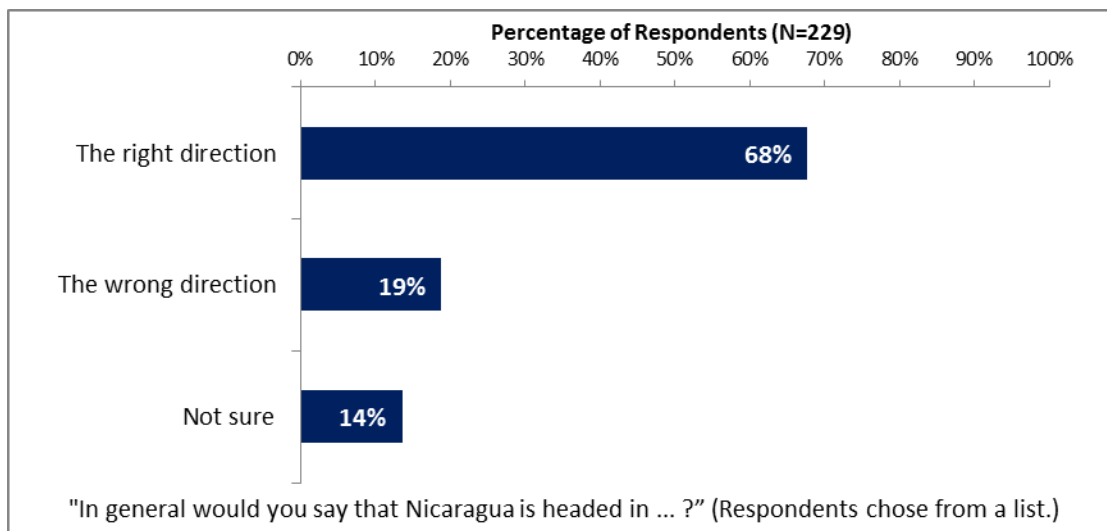
- Across all respondents, familiarity with the Bank received a mean rating of 6.5.
  - Respondents across all stakeholder groups and geographic locations had statistically similar levels of familiarity with the Bank.
  - It should be noted that respondents' ratings of familiarity with the Bank were significantly, strongly correlated with their perceptions of the Bank's overall effectiveness in Nicaragua and significantly, moderately correlated with the Bank's ability to help achieve sustainable development results, and the Bank's relevance to Nicaragua's development.



## IV. General Issues facing Nicaragua

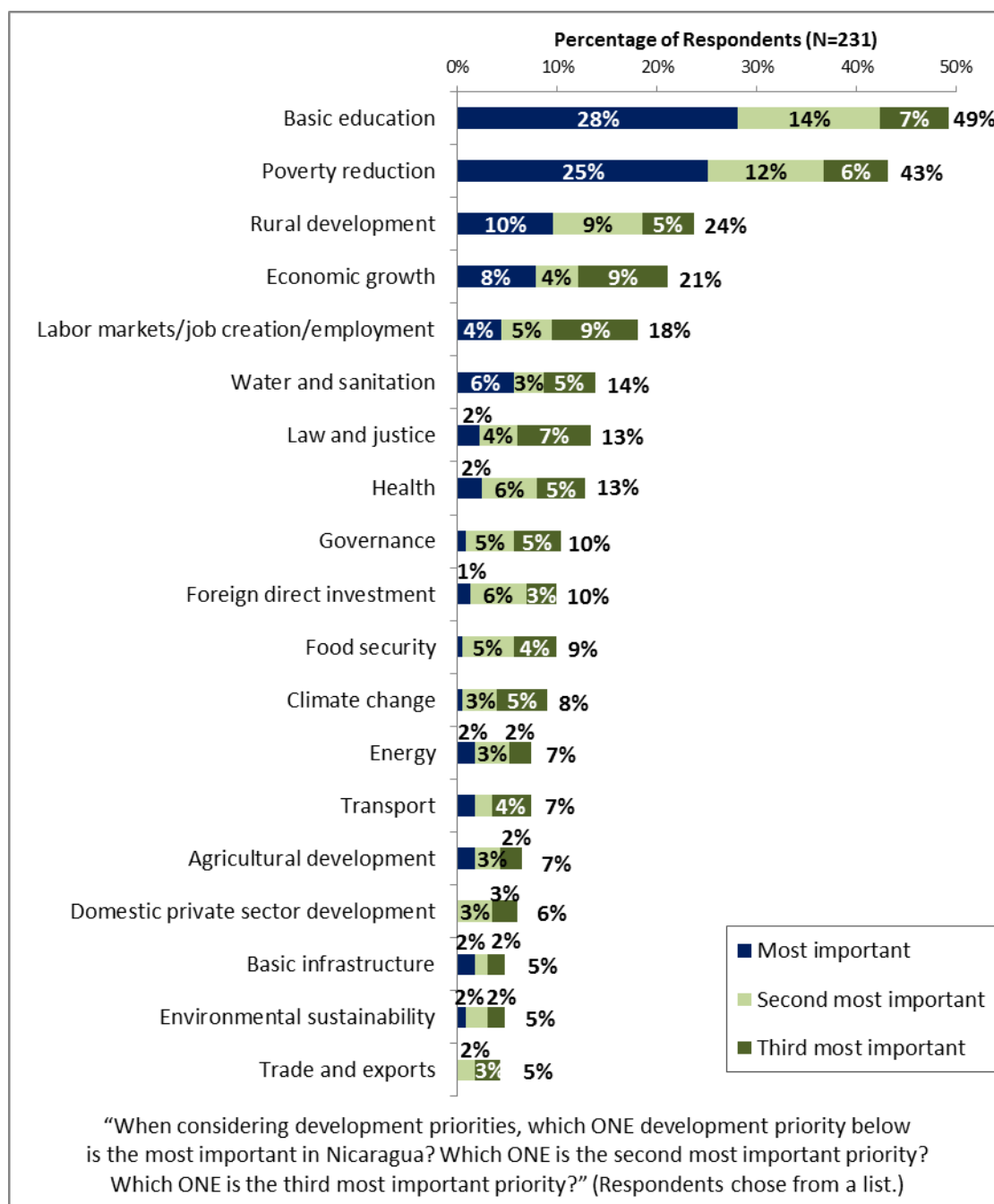
### Headed in the Right Direction

- A plurality of respondents across most stakeholder groups indicated that Nicaragua was headed in the right direction, except respondents from the private sector/financial sector/private banks and academia/research institutes who were more likely to indicate that Nicaragua was headed in the wrong direction.



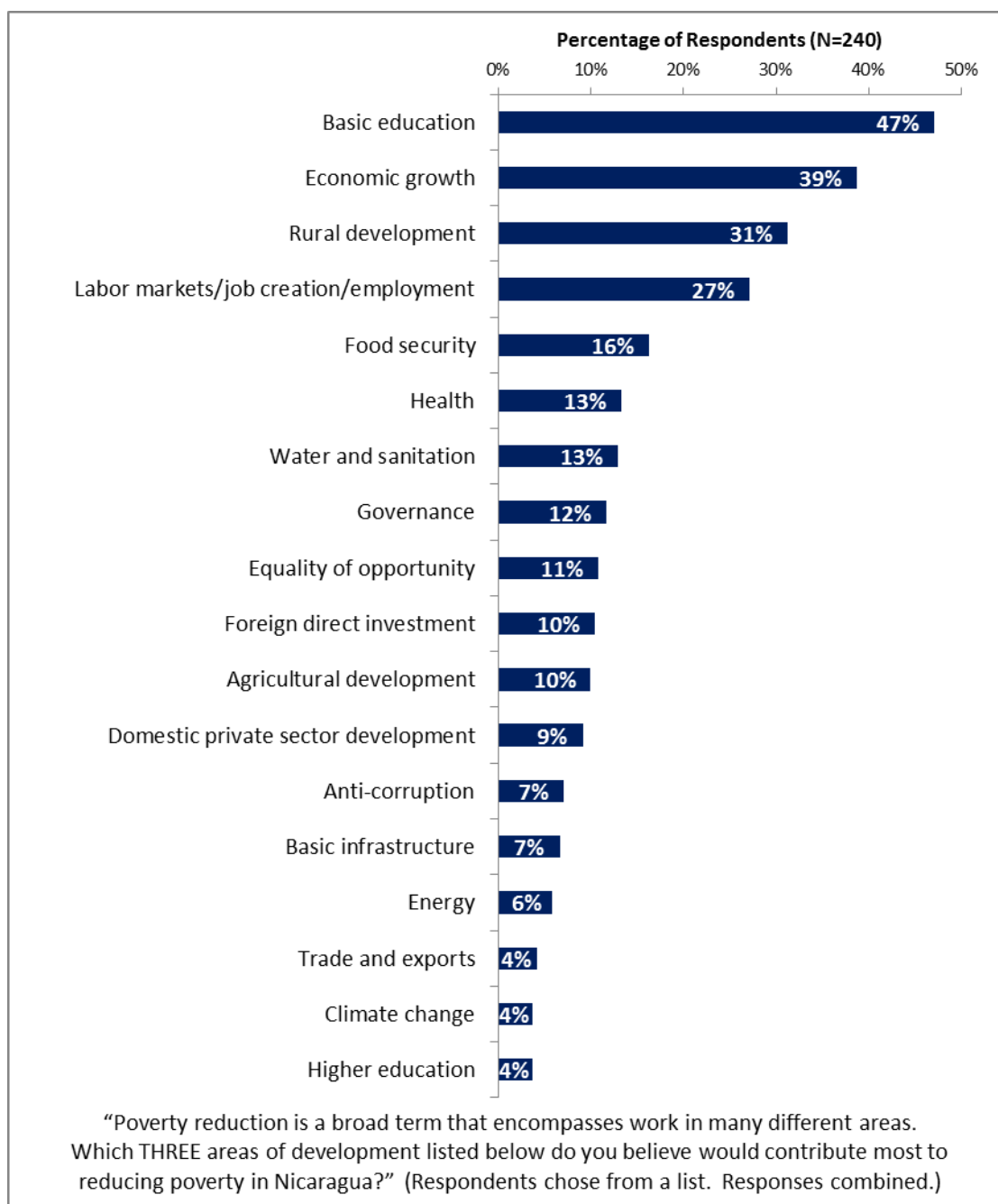
## IV. General Issues facing Nicaragua (continued)

### Development Priority



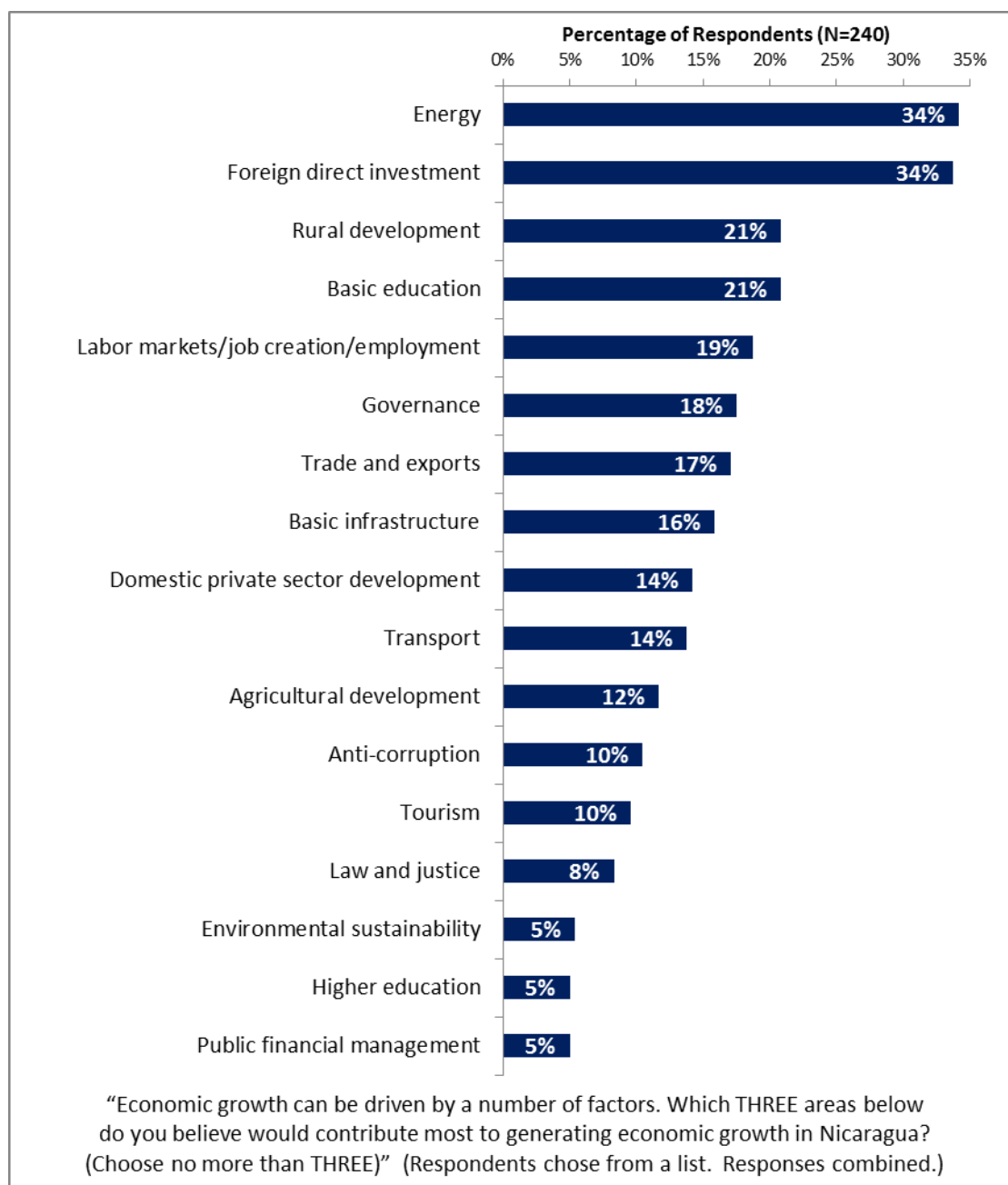
## IV. General Issues facing Nicaragua (continued)

### Reducing Poverty



## IV. General Issues facing Nicaragua (continued)

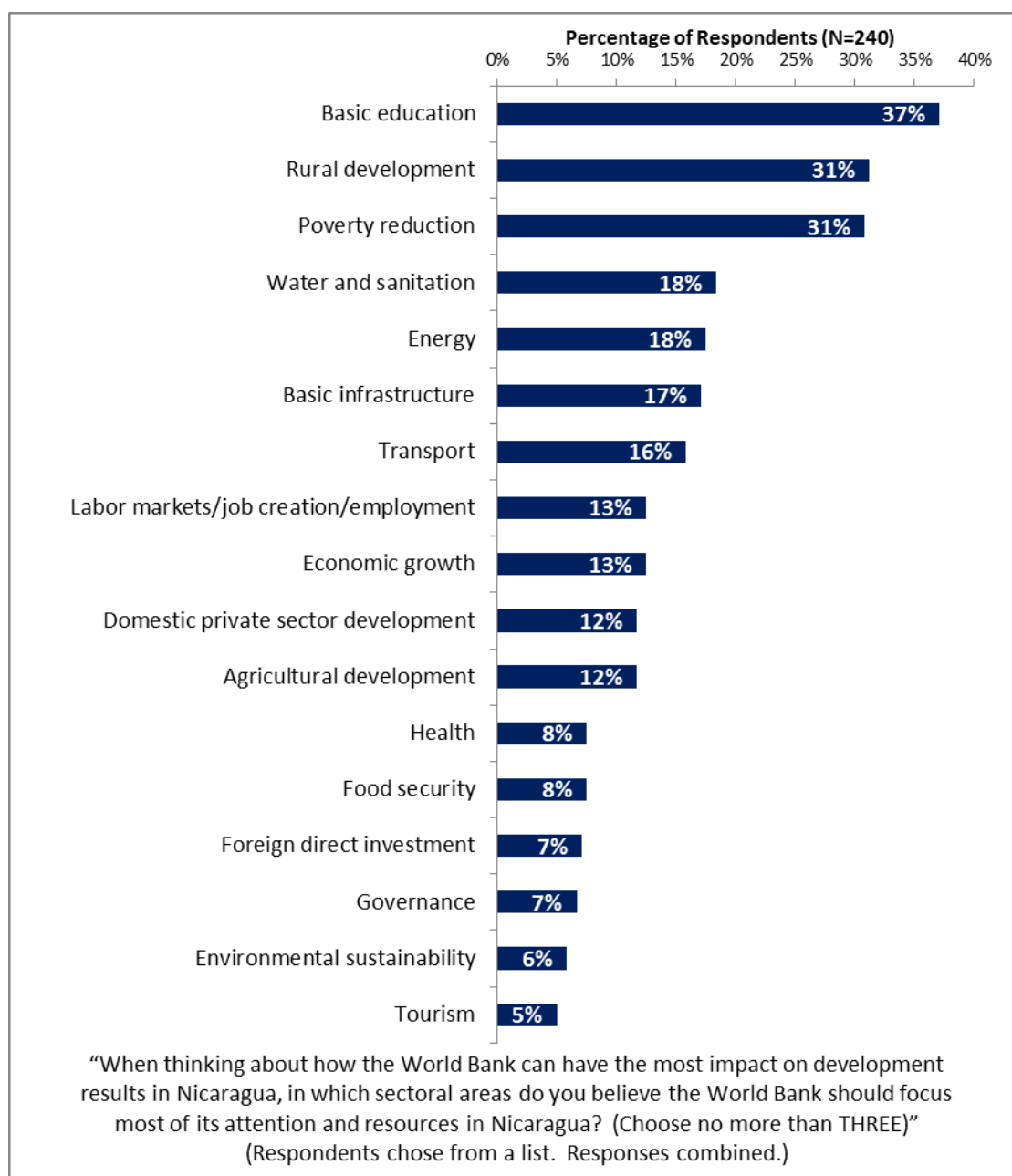
### Economic Growth



## V. Overall Attitudes toward the World Bank

As noted in the “Methodology” section, the indicator questions referred to throughout the survey report are questions that are asked in every country that engages in the Country Survey. These will be aggregated for the Bank’s annual Corporate Scorecard. In the Nicaragua Country Survey Report, geographic differences that are significant will be reported in the text only as related to the indicator questions. Otherwise, these distinctions for all other questions can be found in the Appendix (page 85).

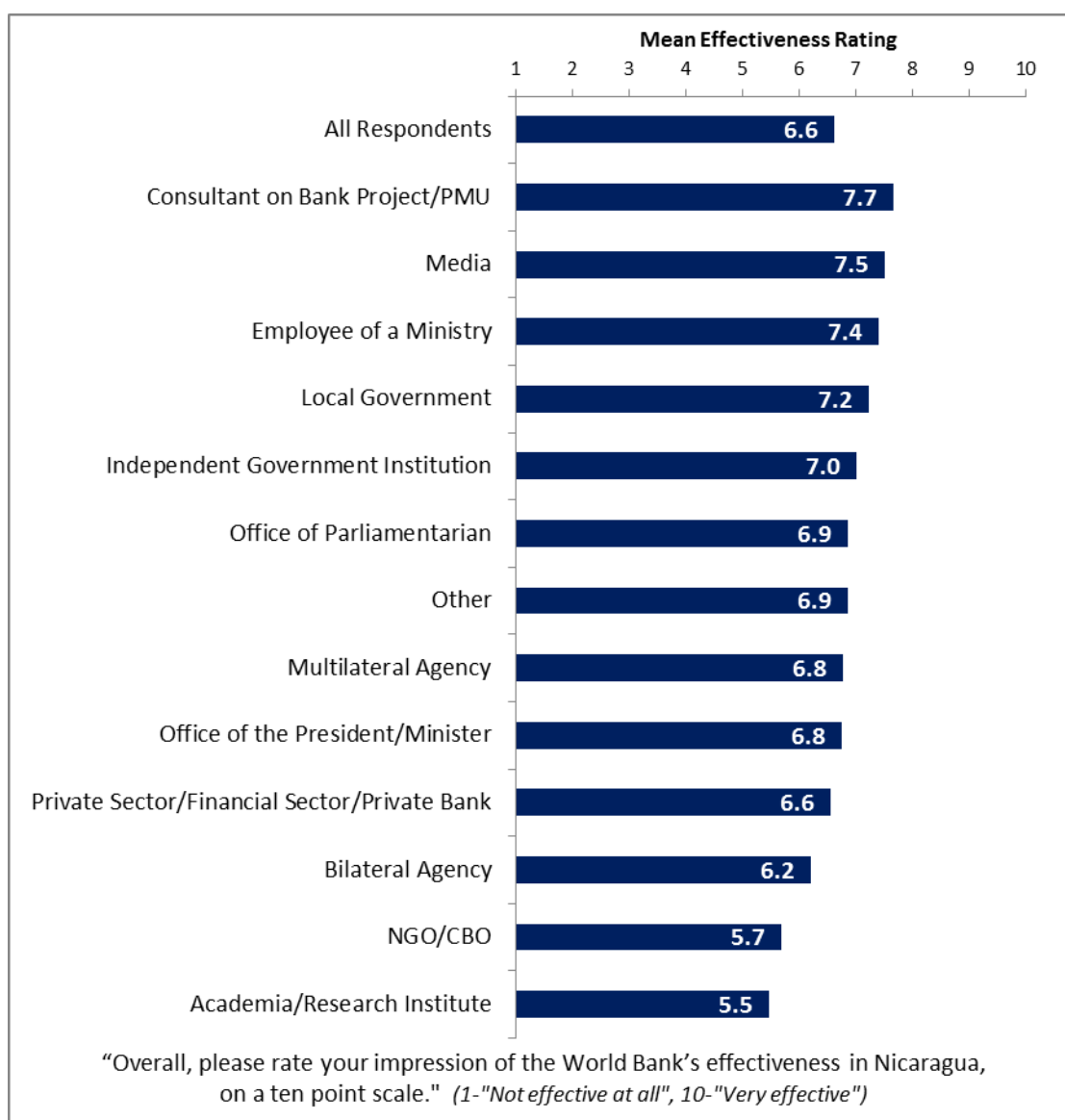
### Focusing World Bank Resources



## V. Overall Attitudes toward the World Bank (continued)

### The World Bank's Overall Effectiveness (*Indicator Question*)

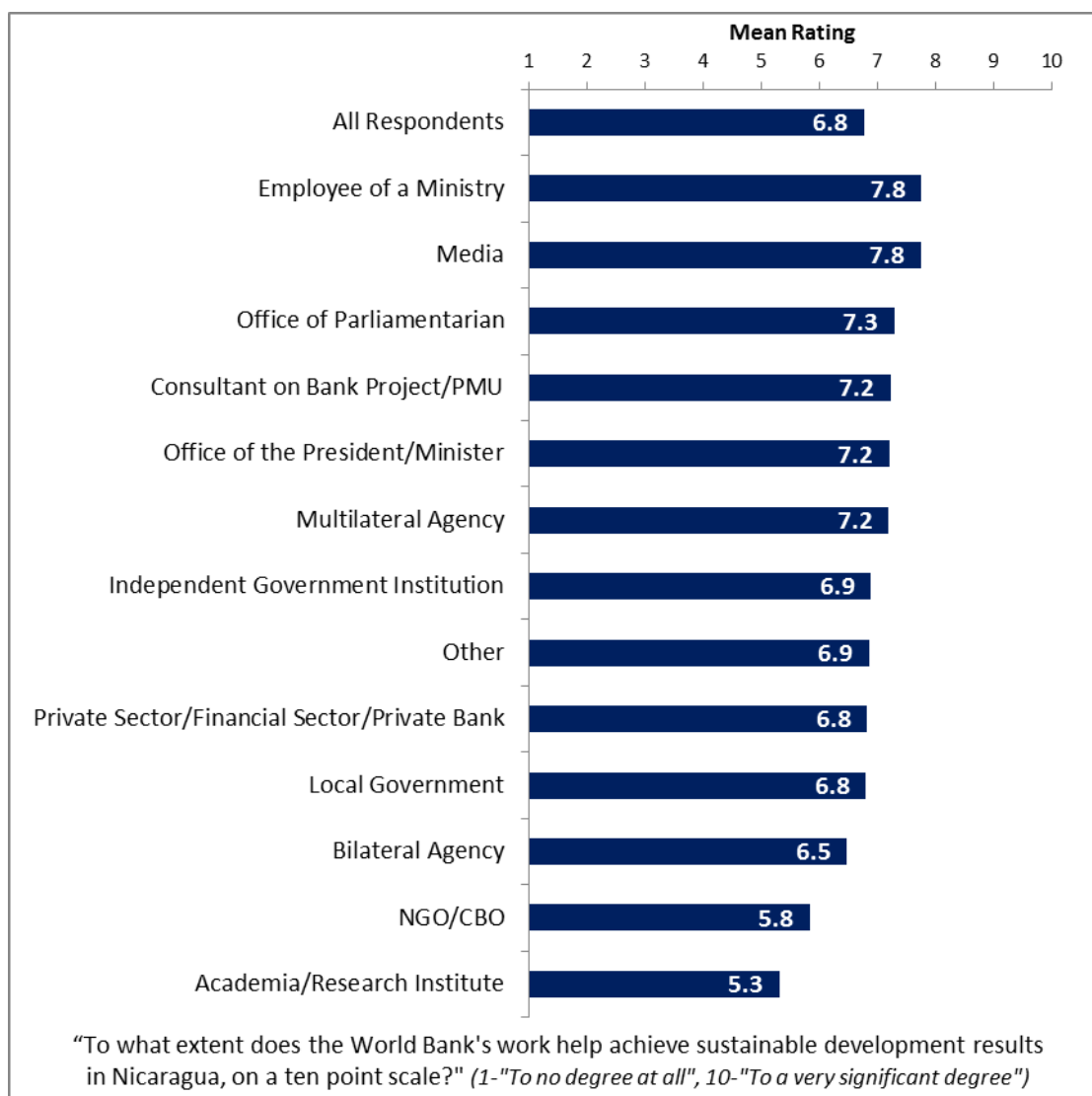
- Across all respondents, ratings of the World Bank's overall effectiveness in Nicaragua received a mean rating of 6.6.
  - Consultants on Bank projects/PMUs and respondents from the media gave the highest ratings for the Bank's overall effectiveness in Nicaragua whereas respondents from NGOs/CBOs and academia/research institutes gave significantly lower ratings.
  - Respondents across all geographic locations gave statistically similar ratings for the World Bank's overall effectiveness in Nicaragua.



## V. Overall Attitudes toward the World Bank (continued)

### Achieving Sustainable Development Results (*Indicator Question*)

- Across all respondents, ratings for the World Bank helping achieve sustainable development results in Nicaragua received a mean rating of 6.8.
  - Employees of ministries and respondents from the media gave the highest ratings for the World Bank helping achieve sustainable development results in Nicaragua whereas respondents from NGOs/CBOs and academia/research institutes gave significantly lower ratings.
  - Respondents across all geographic locations gave statistically similar ratings for the World Bank helping achieve sustainable development results in Nicaragua.

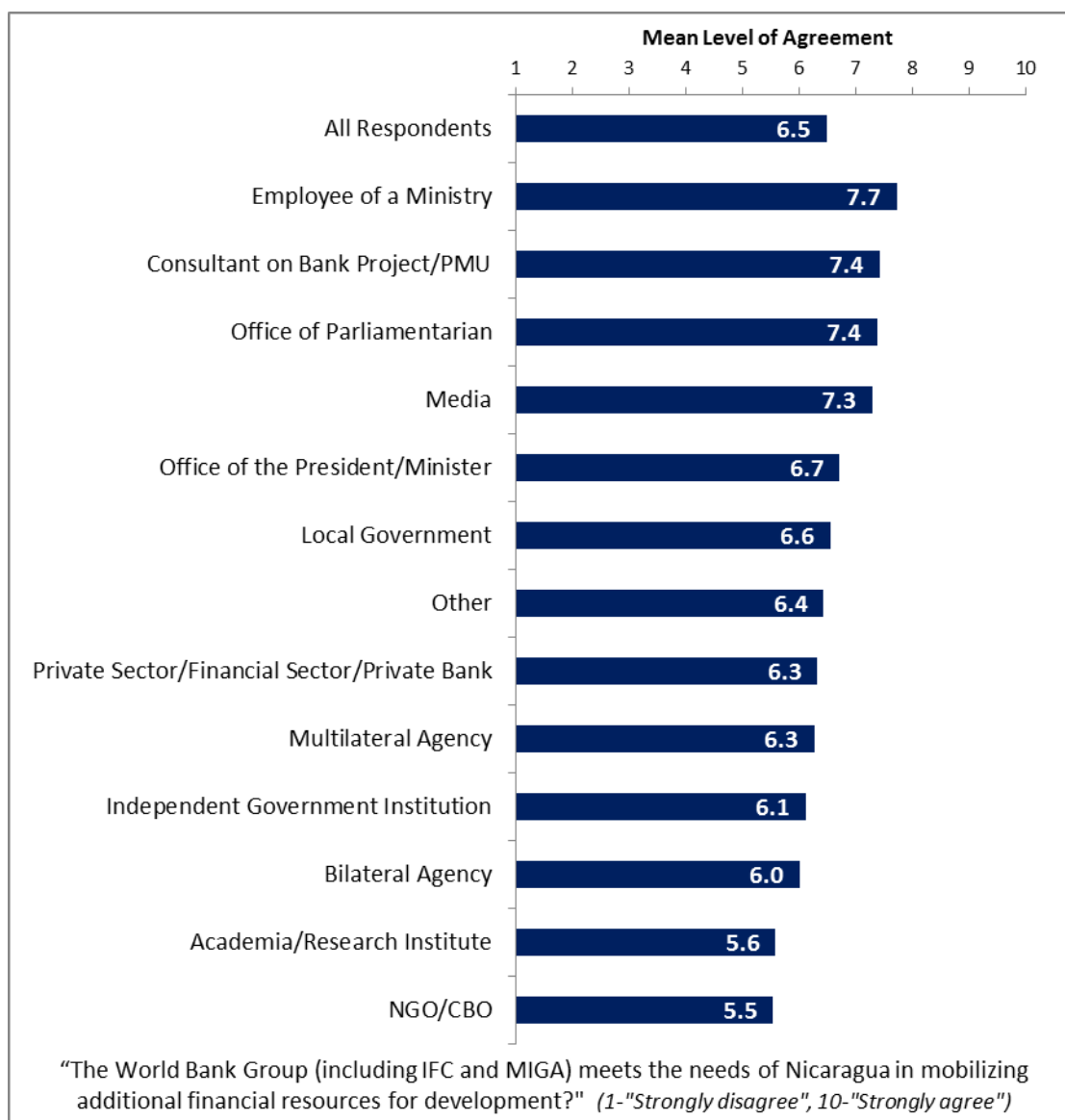




## V. Overall Attitudes toward the World Bank (continued)

### Mobilizing Additional Financial Resources

- Across all respondents, agreement that the World Bank Group meets the needs of Nicaragua in mobilizing additional financial resources for development received a mean rating of 6.5.
  - Employees of ministries, consultants on Bank projects/PMUs, and respondents from the office of a Parliamentarian and the media had the highest levels of agreement that the World Bank meets the needs of Nicaragua in mobilizing additional financial resources whereas respondents from academia/research institutes and NGOs/CBOs gave significantly lower ratings.

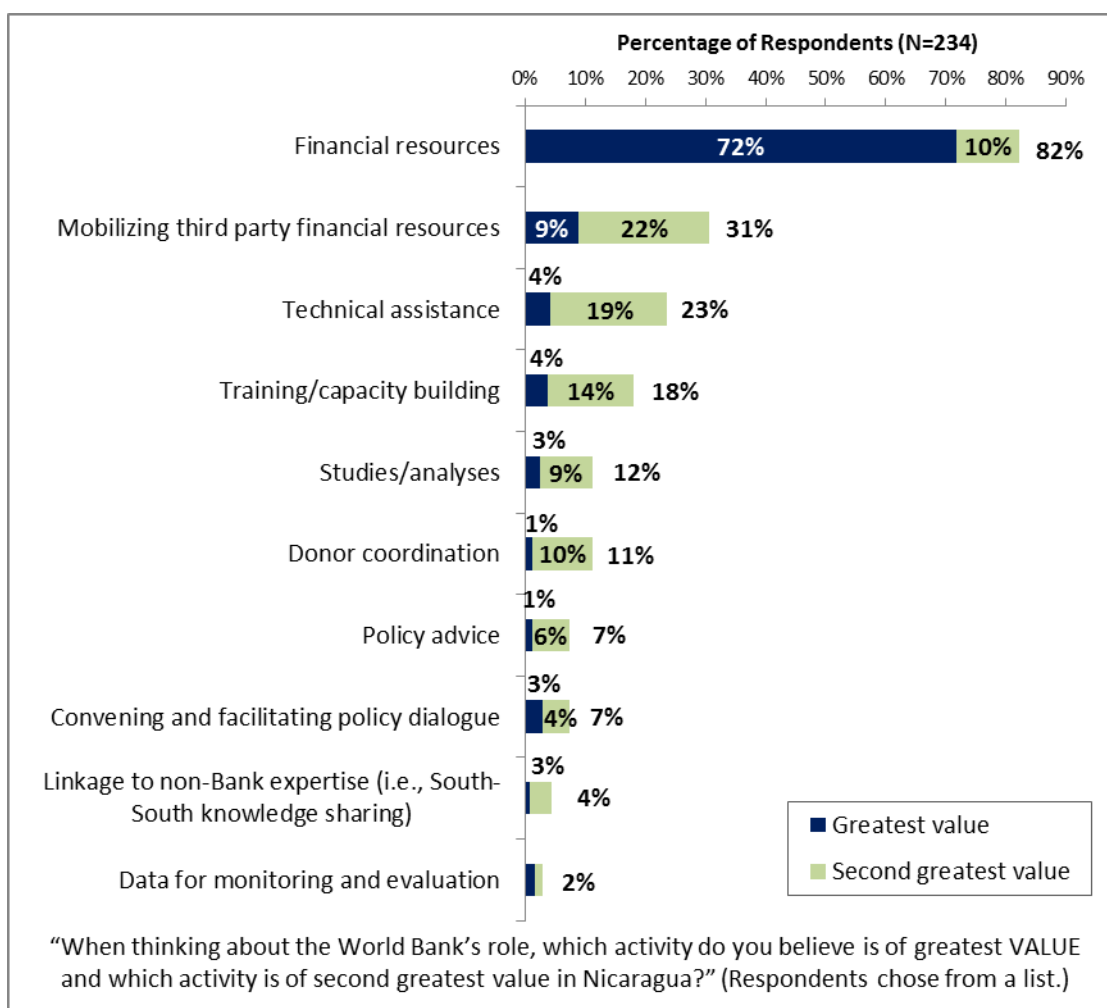


## V. Overall Attitudes toward the World Bank (continued)

### Staff Preparedness

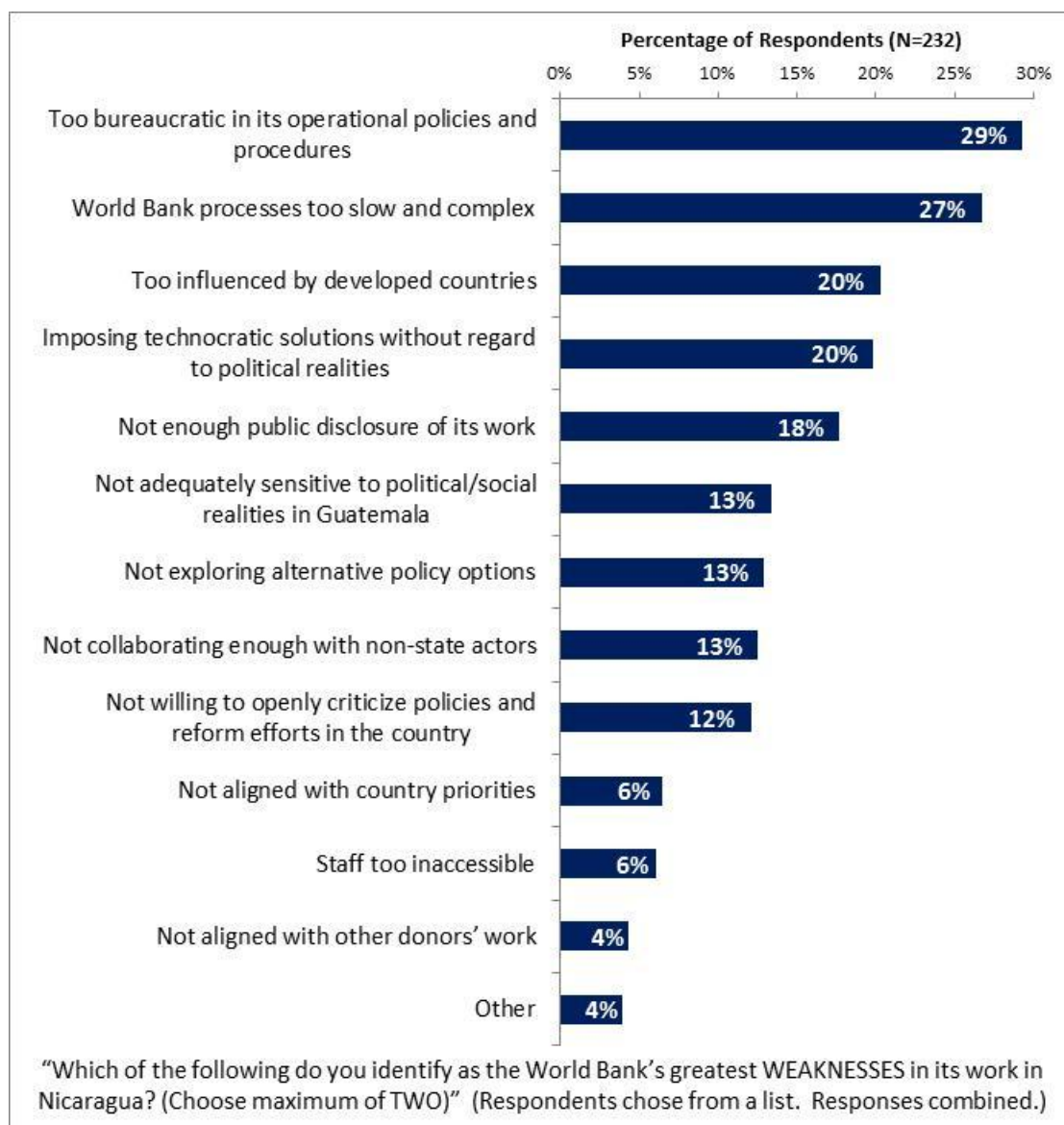


### Greatest Value



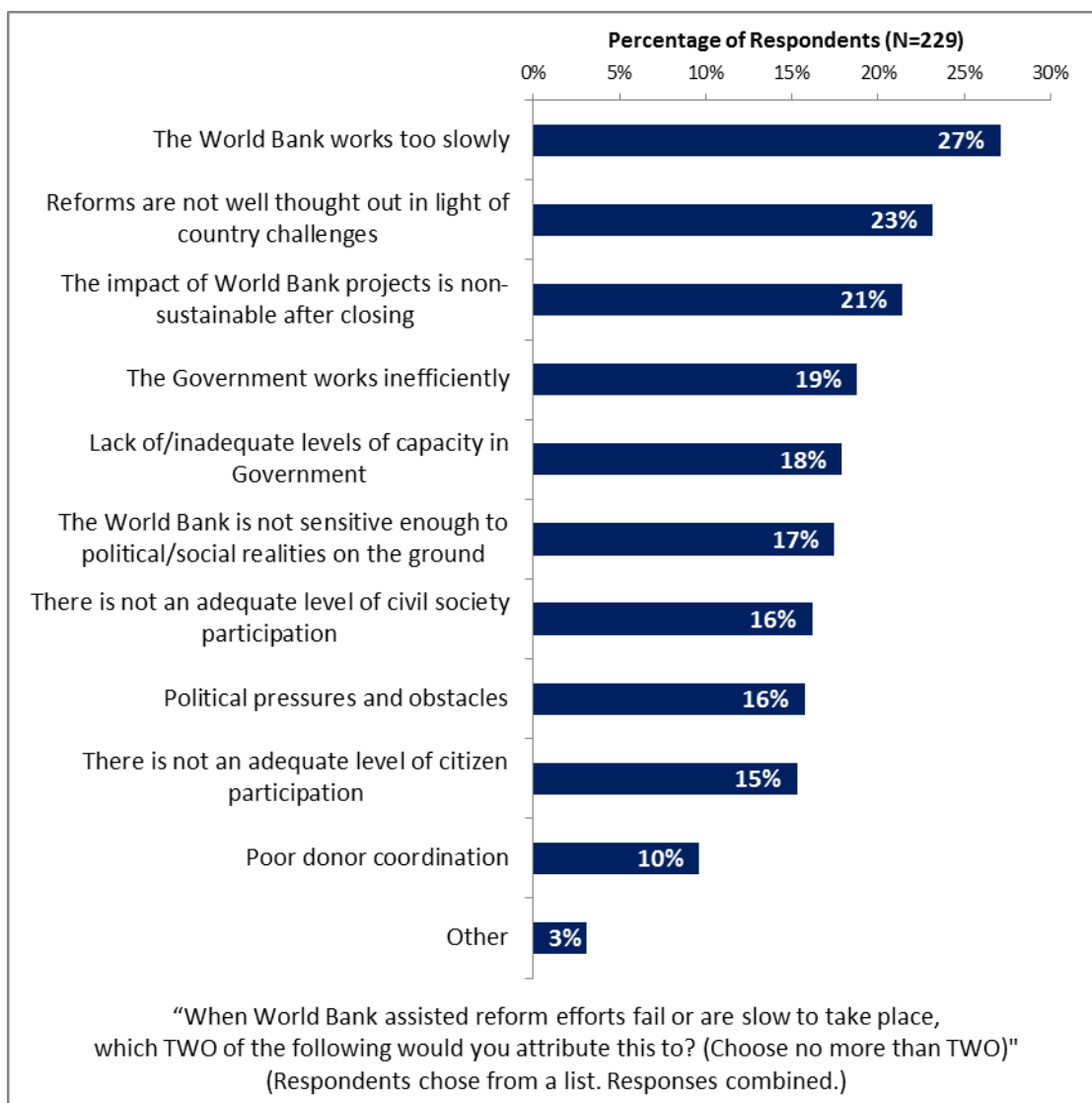
## V. Overall Attitudes toward the World Bank (continued)

### Greatest Weakness



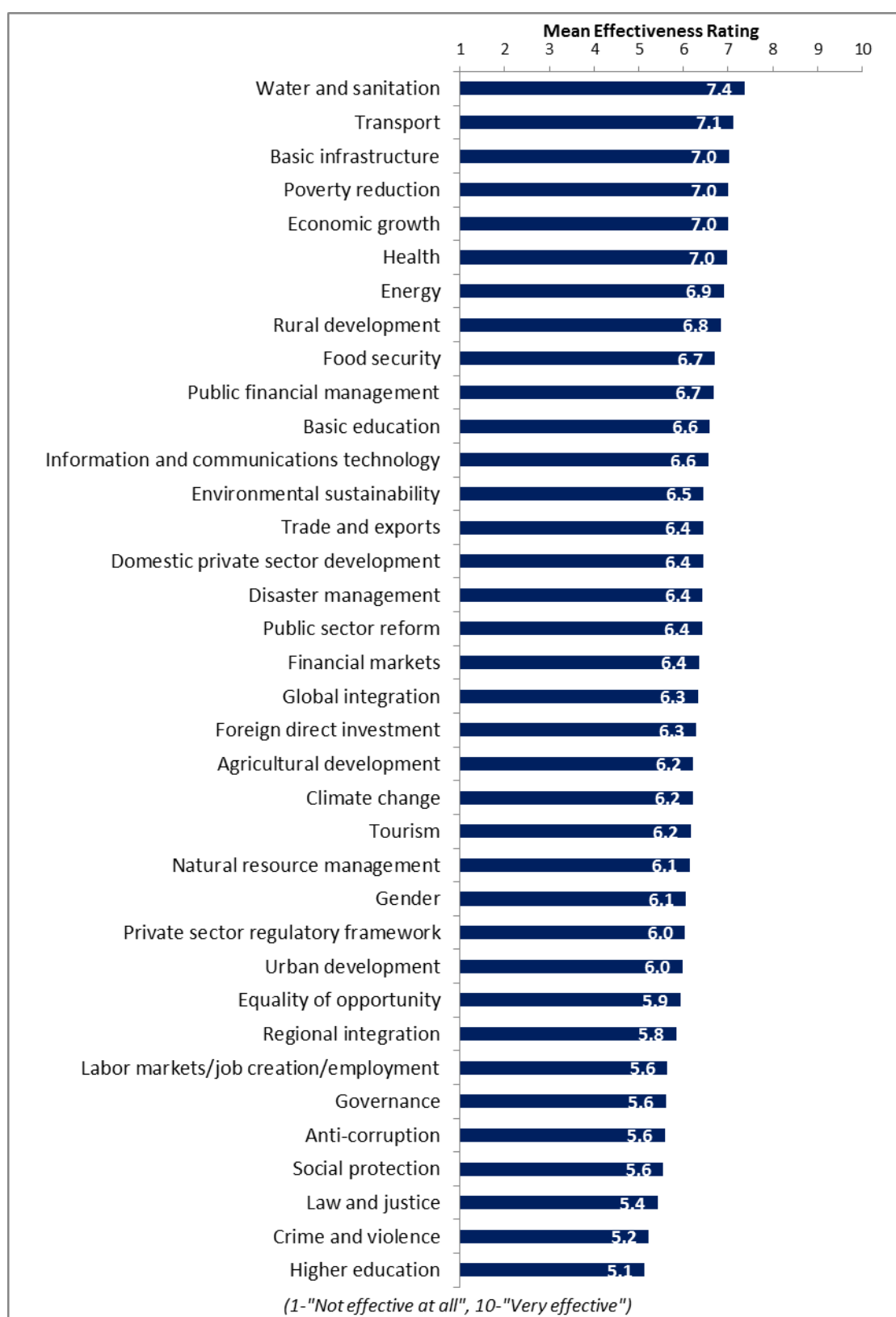
## V. Overall Attitudes toward the World Bank (continued)

### Attributing Slow or Failed Reform Efforts



## VI. Sectoral Effectiveness

### Specific Areas of Effectiveness



## VI. Sectoral Effectiveness

### Specific Areas of Effectiveness (continued)

- There were significant stakeholder group differences in ratings of the Bank's effectiveness across most of these thirty-six areas of development. For the most part, employees of ministries, consultants on Bank projects/PMUs, and respondents from the office of the President/Minister tended to have the highest ratings for the Bank's effectiveness in these areas whereas respondents from academia/research institutes and NGOs/CBOs tended to have significantly lower ratings for the Bank's effectiveness. Those areas with significant stakeholder group differences were:
  - Anti-corruption;
  - Information and communications technology;
  - Transport;
  - Law and justice;
  - Urban development;
  - Environmental sustainability;
  - Private sector regulatory framework;
  - Basic infrastructure;
  - Poverty reduction;
  - Gender;
  - Domestic private sector development;
  - Water and sanitation;
  - Economic growth;
  - Disaster management;
  - Higher education;
  - Public financial management;
  - Labor markets/job creation/employment;
  - Equality of opportunity;
  - Health;
  - Rural development;
  - Food security;
  - Basic education;
  - Governance;
  - Agricultural development;
  - Crime and violence; and
  - Natural resource management.

## VI. Sectoral Effectiveness (continued)

### Drivers of Effectiveness

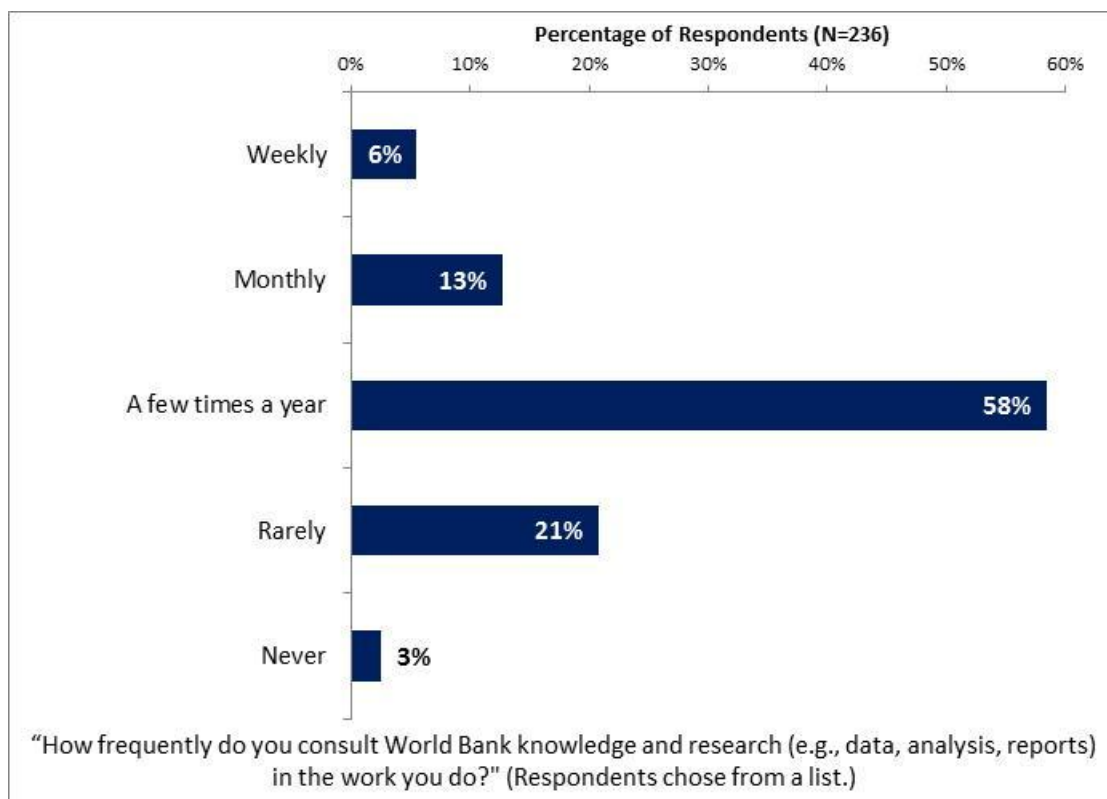
To determine the key drivers of respondents' ratings of the Bank's overall effectiveness and ratings of its ability to help achieve sustainable development results in Nicaragua, bivariate correlational analyses were conducted using respondents' ratings of the thirty-six specific areas of effectiveness.

Correlational analyses, however, are not able to tell us exactly what is causing respondents' ratings of the Bank's overall effectiveness or ratings of its ability to help achieve sustainable development results. Rather, these analyses tell us that as ratings of effectiveness in one area increase, respondents' ratings of the Bank's overall effectiveness increase, or as ratings of effectiveness in one area increase, ratings of the Bank's ability to help achieve sustainable development results increase. Thus, it can be inferred that respondents' perceptions of effectiveness in one specific area are related to, or drive, respondents' perceptions of the Bank's overall effectiveness or perceptions of the Bank's ability to help achieve sustainable development results.

- Overall Effectiveness: Those specific areas with the highest Pearson Product-Moment correlations were determined to be the most closely related to perceptions of the Bank's overall effectiveness, suggesting that ratings of effectiveness in those specific areas are drivers of perceptions of the Bank's overall effectiveness in Nicaragua. The areas determined to be key drivers from these analyses were:
  - The Bank's effectiveness at rural development;
  - The Bank's effectiveness at food security;
  - The Bank's effectiveness at environmental sustainability;
  - The Bank's effectiveness at poverty reduction;
  - The Bank's effectiveness at labor markets/job creation/employment; and
  - The Bank's effectiveness at agricultural development.
- Achieving Sustainable Development Results: Those specific areas with the highest Pearson Product-Moment correlations were determined to be the most closely related to perceptions of the Bank's ability to help achieve sustainable development results in Nicaragua, suggesting that ratings of effectiveness in those specific areas are drivers of perceptions of the Bank's ability to help achieve sustainable development results. The areas determined to be key drivers from these analyses were:
  - The Bank's effectiveness at economic growth and
  - The Bank's effectiveness at rural development.

## VII. World Bank Knowledge and Instruments

### Knowledge: Frequency of Use

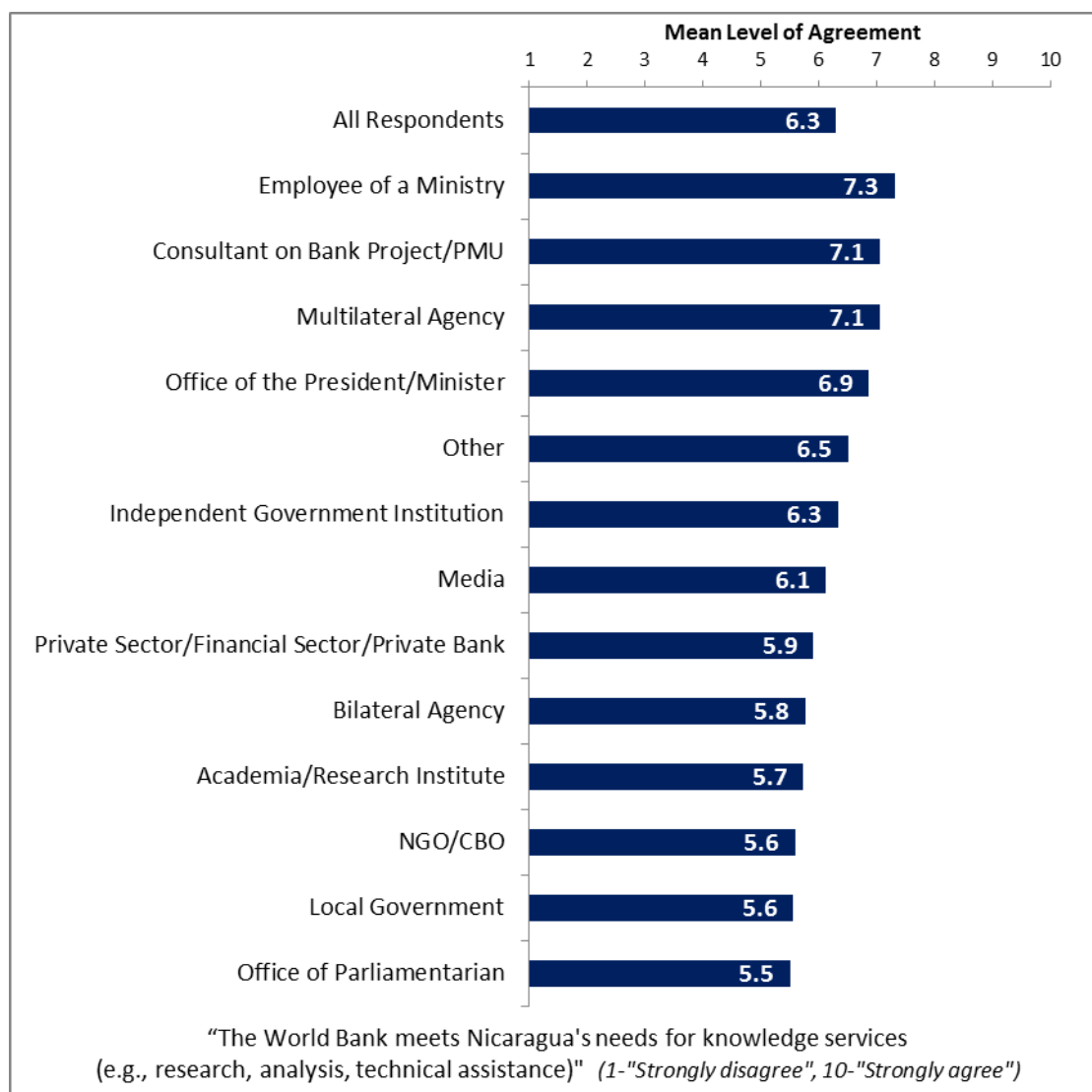




## VII. World Bank Knowledge and Instruments (continued)

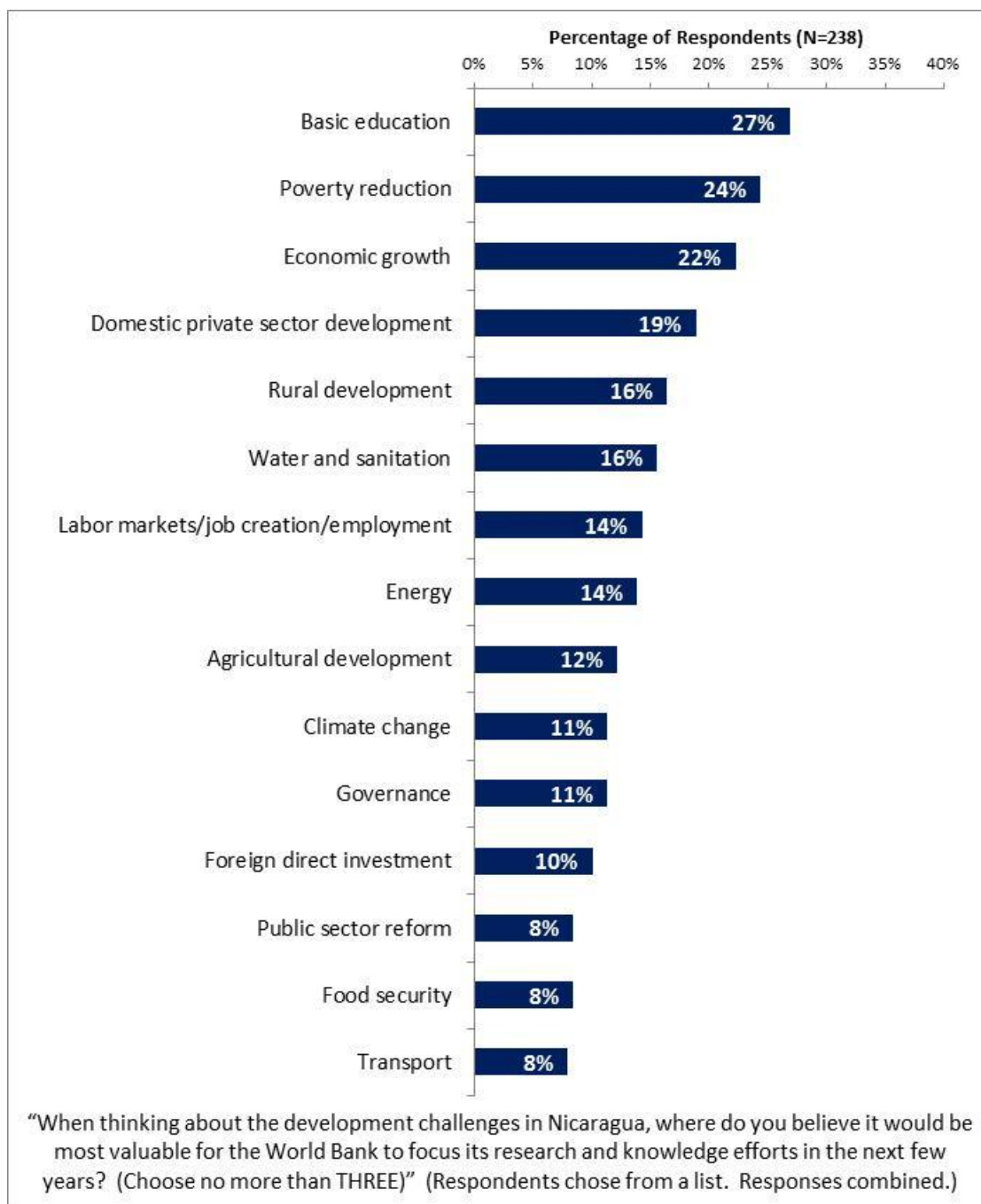
### Knowledge: Meeting Nicaragua's Knowledge Needs (*Indicator Question*)

- Across all respondents, ratings that the World Bank meets Nicaragua's needs for knowledge services received a mean rating of 6.3.
  - Employees of ministries, consultants on Bank projects/PMUs, and respondents from multilateral agencies gave the highest ratings for the World Bank meeting Nicaragua's needs for knowledge services whereas respondents from NGOs/CBOs, local government, and the office of a Parliamentarian gave significantly lower ratings.
  - Respondents across all geographic locations gave statistically similar ratings for the Bank meeting Nicaragua's needs for knowledge services.



## VII. World Bank Knowledge and Instruments (continued)

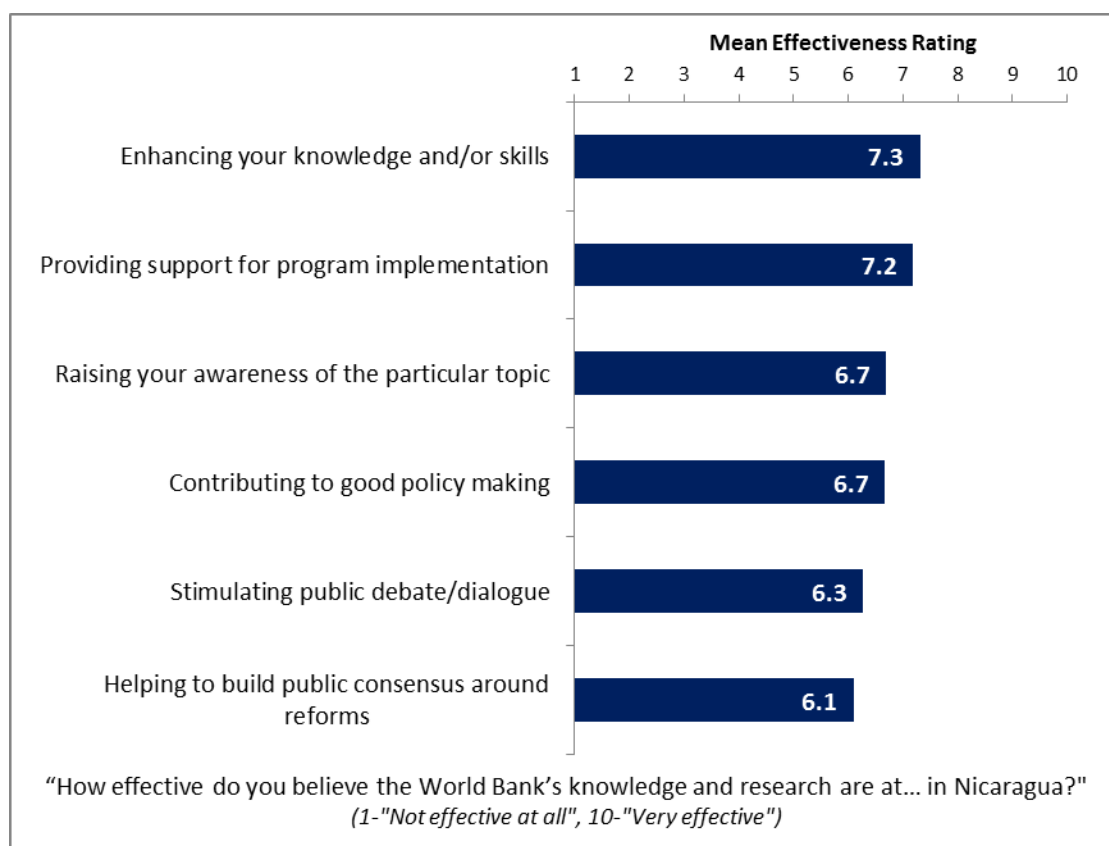
### Knowledge: Focusing Bank Research



## VII. World Bank Knowledge and Instruments (continued)

### Knowledge: Effectiveness

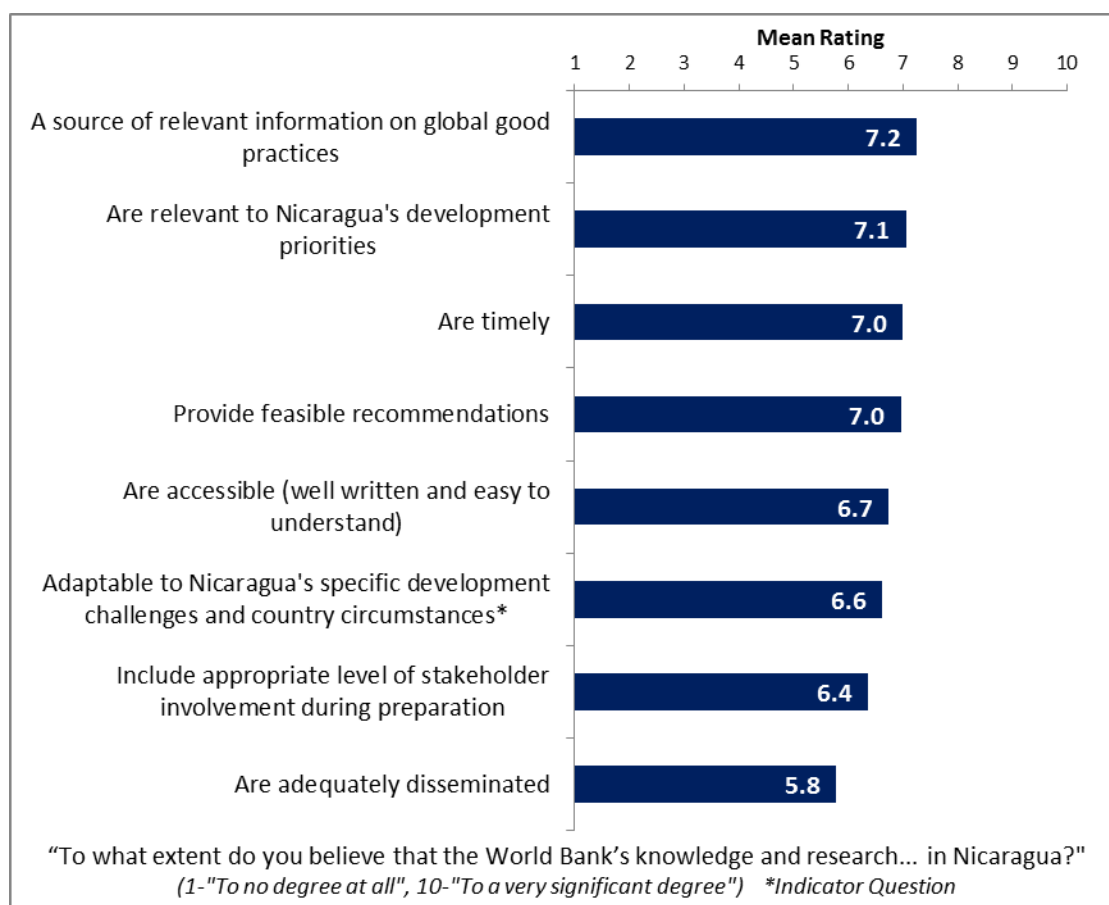
- There were significant stakeholder group differences in ratings of the World Bank's knowledge and research effectiveness at all but one of these aspects. For the most part, consultants on Bank projects/PMUs and respondents from the office of the President/Minister had the highest ratings for the effectiveness of the Bank's knowledge and research across these areas whereas respondents from academia/research institutes tended to have significantly lower ratings. Those areas with significant stakeholder group differences were:
  - Raising your awareness of the particular topic;
  - Stimulating public debate/dialogue;
  - Helping to build public consensus around reforms;
  - Contributing to good policy making; and
  - Providing support for program implementation.



## VII. World Bank Knowledge and Instruments (continued)

### Knowledge: Qualities

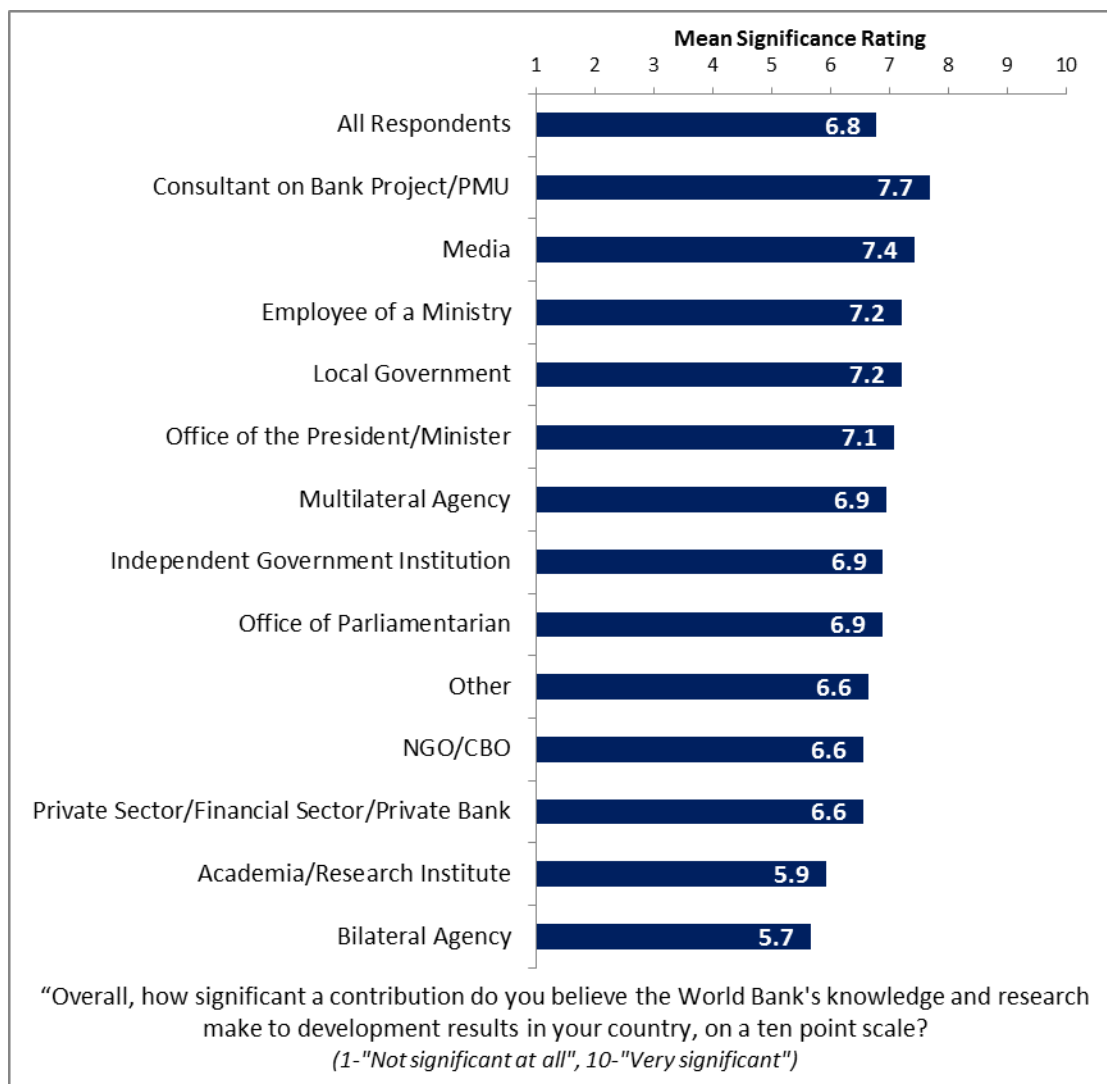
- There were significant stakeholder group differences in ratings of most of these aspects of the World Bank's knowledge and research. For the most part, employees of ministries, consultants on Bank projects/PMUs, and respondents from the office of the President/Minister and the office of a Parliamentarian had the highest ratings for these aspects of the Bank's knowledge and research whereas respondents from academia/research institutes and NGOs/CBOs tended to have significantly lower ratings. Those areas with significant stakeholder group differences were:
  - Include appropriate level of stakeholder involvement during preparation;
  - Are relevant to Nicaragua's development priorities;
  - Provide feasible recommendations;
  - Are adequately disseminated; and
  - Are adaptable to Nicaragua's specific development challenges and country circumstances.



## VII. World Bank Knowledge and Instruments (continued)

### Knowledge: Contribution (*Indicator Question*)

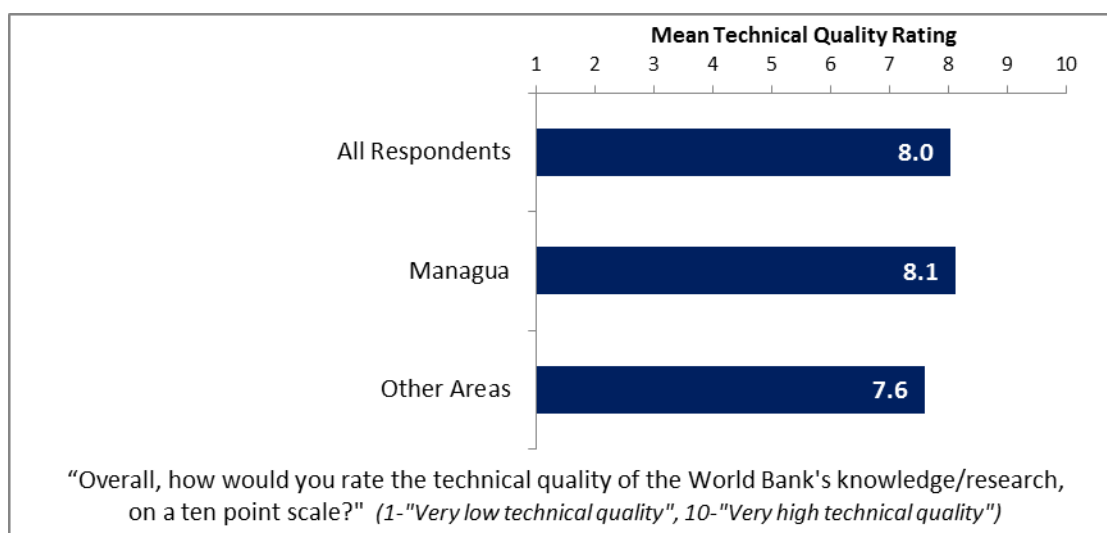
- Respondents across all stakeholder groups and geographic locations gave statistically similar ratings for the significance of the contribution that the World Bank's knowledge and research make to development results in Nicaragua.



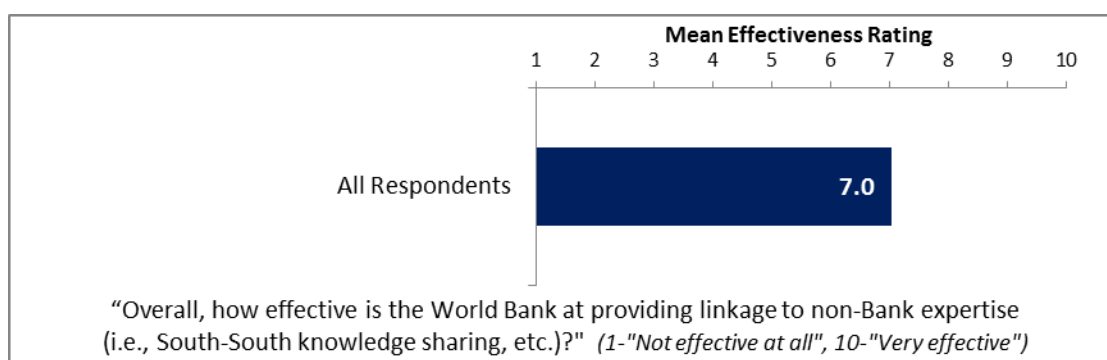
## VII. World Bank Knowledge and Instruments (continued)

### Knowledge: Technical Quality (*Indicator Question*)

- Respondents from Managua gave significantly higher ratings for the technical quality of the World Bank's knowledge and research compared to respondents from other areas. Respondents across all stakeholder groups gave statistically similar ratings for the technical quality of the World Bank's knowledge and research.

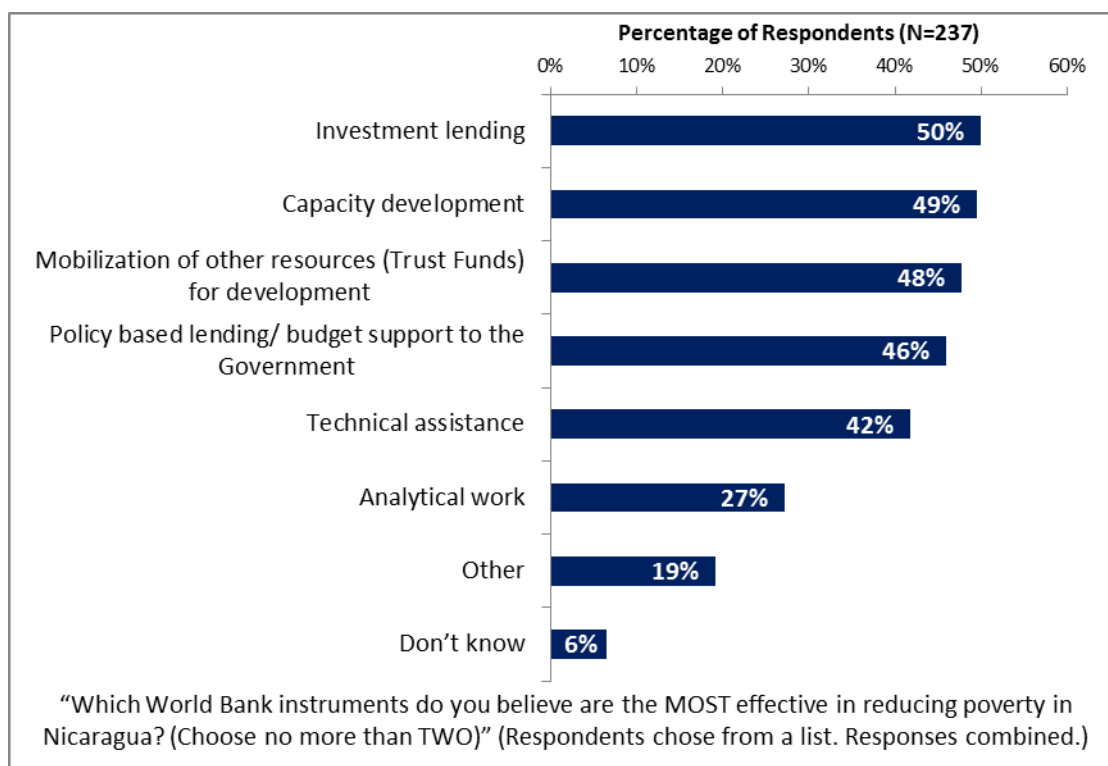


### Knowledge: Linkage to Non-Bank Expertise

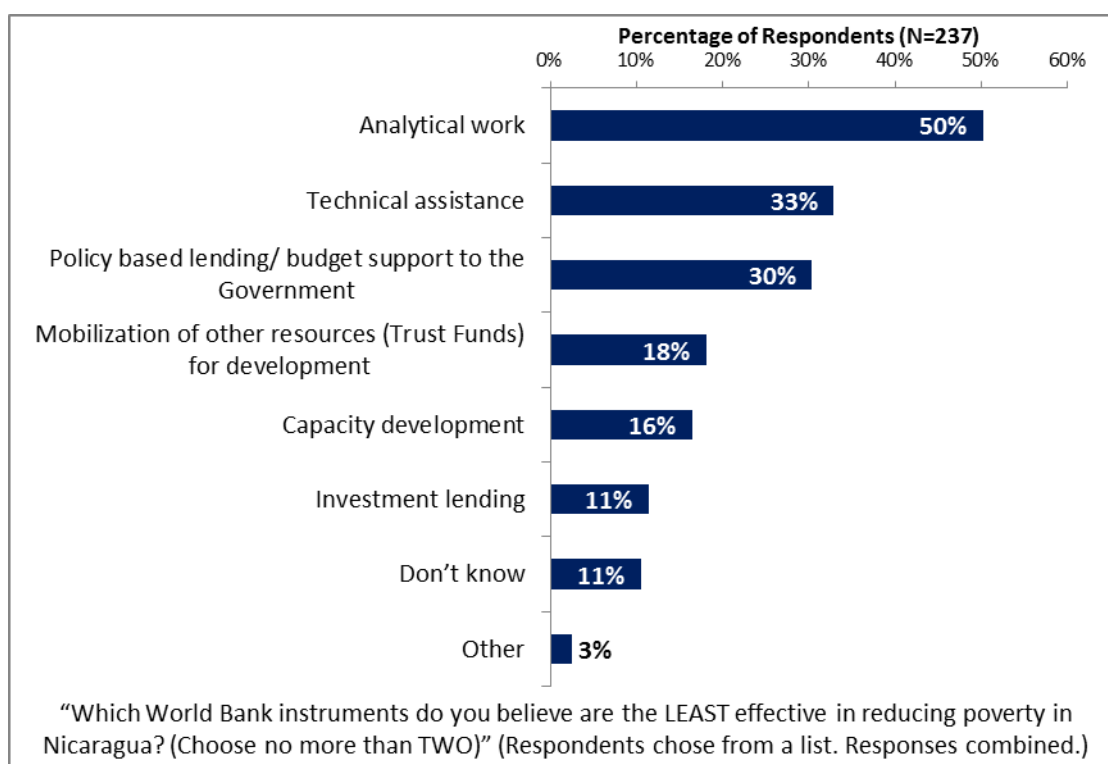


## VII. World Bank Knowledge and Instruments (continued)

### Instruments: Most Effective



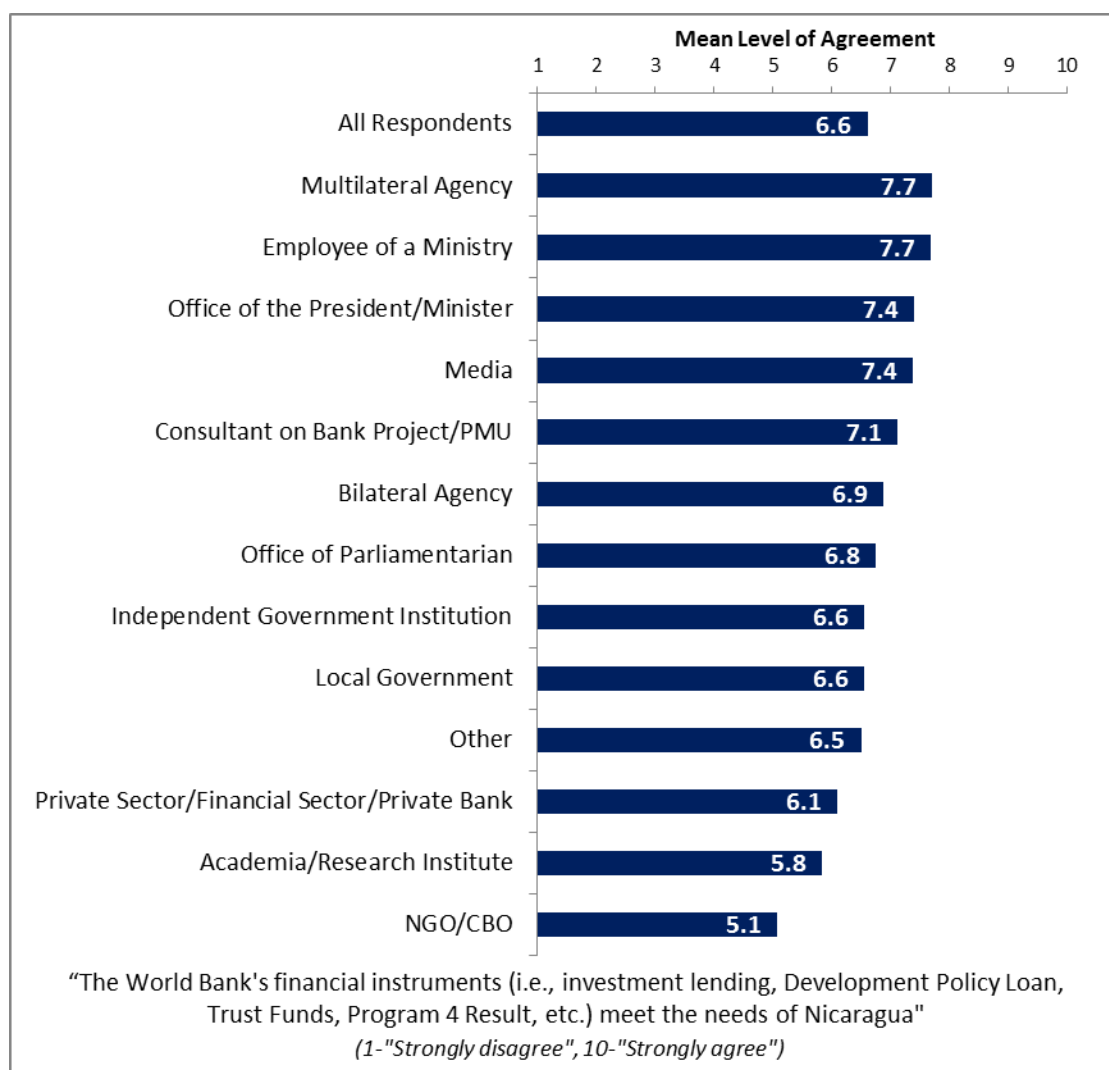
### Instruments: Least Effective



## VII. World Bank Knowledge and Instruments (continued)

### Instruments: Meeting Nicaragua's Needs (*Indicator Question*)

- Respondents from multilateral agencies and employees of ministries had the highest levels of agreement that the Bank's financial instruments meet Nicaragua's needs whereas respondents from the private sector/financial sector/private banks, academia/research institutes, and NGOs/CBOs had significantly lower levels of agreement. Respondents across all geographic locations had statistically similar levels of agreement that the Bank's financial instruments meet Nicaragua's needs.

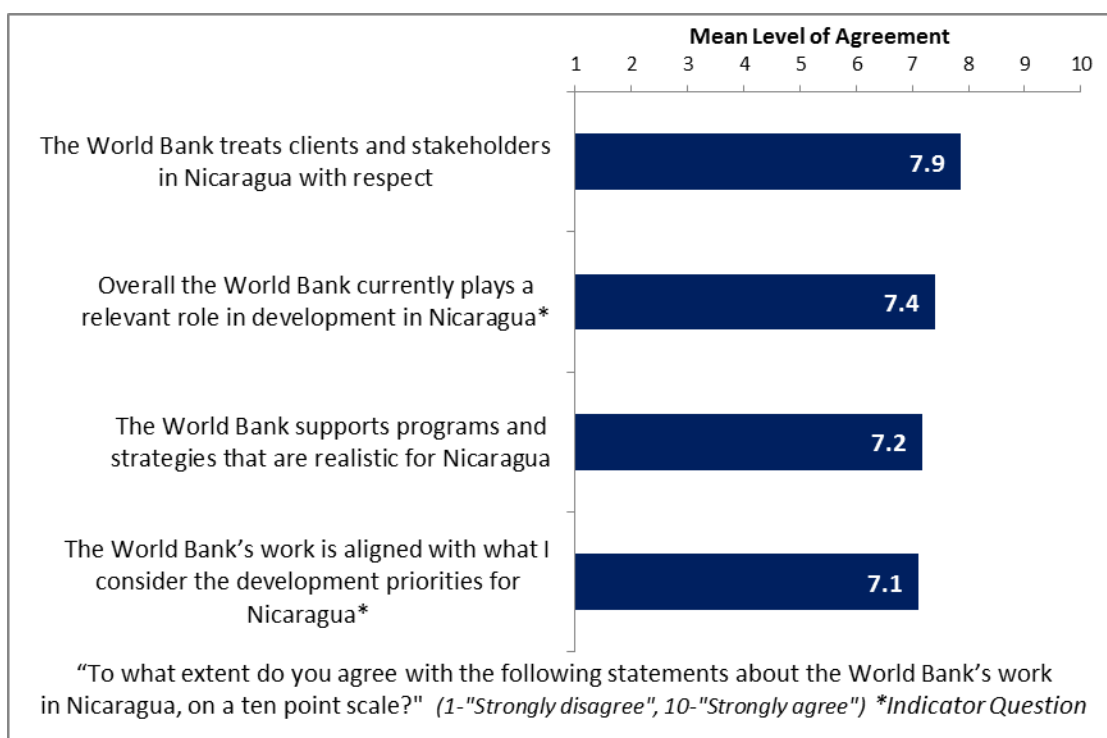




## VIII. How the World Bank Operates

### The World Bank's Work in Nicaragua

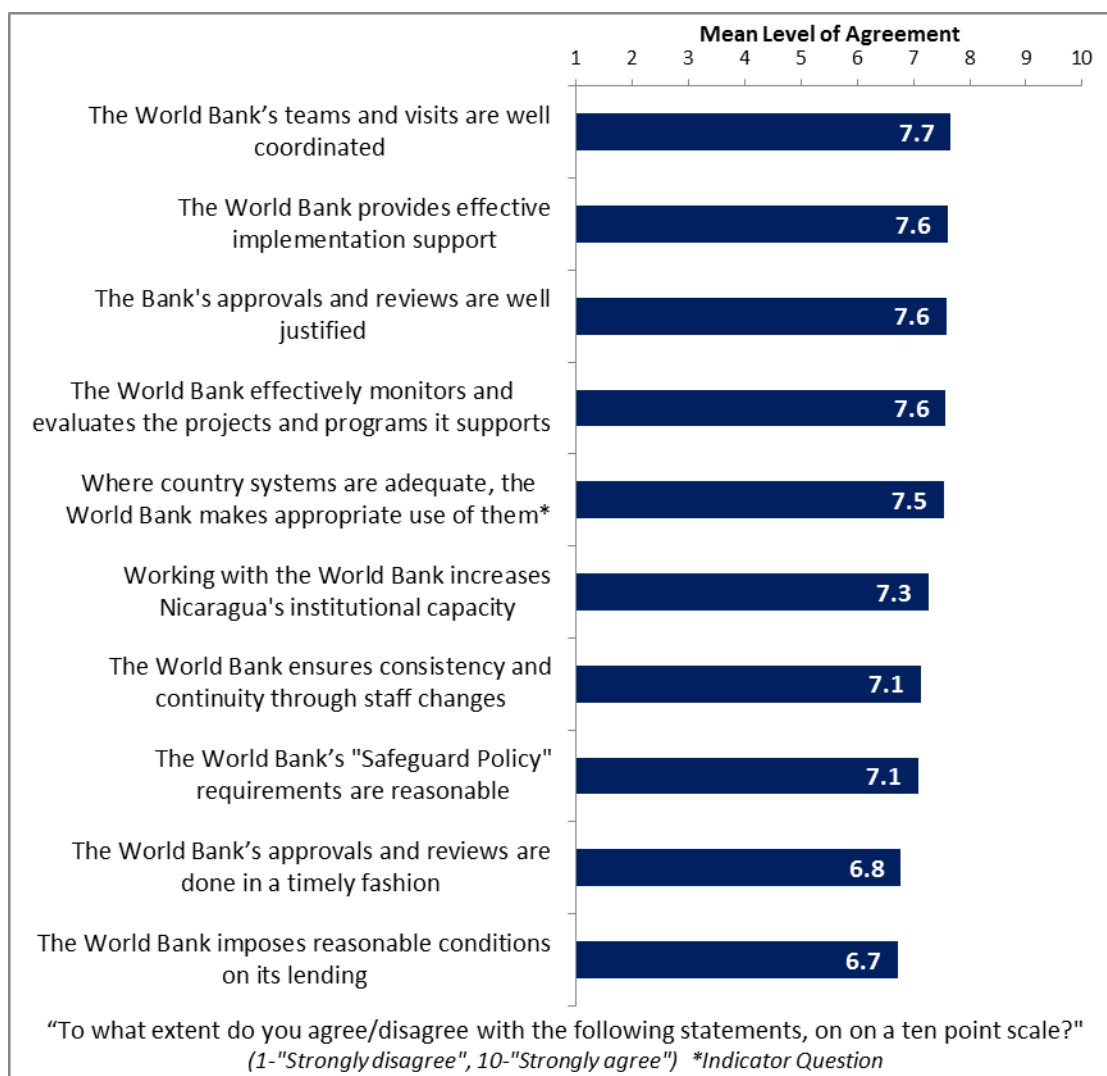
- Respondents from multilateral agencies, consultants on Bank projects/PMUs, and employees of ministries had the highest levels of agreement that the World Bank currently plays a relevant role in development in Nicaragua whereas respondents from academia/research institutes had significantly lower levels of agreement.
- Employees of ministries and respondents from the office of the President/Minister had the highest levels of agreement that the World Bank's work is aligned with what respondents consider the development priorities for Nicaragua and that the World Bank supports programs and strategies that are realistic for Nicaragua whereas respondents from academia/research institutes and NGOs/CBOs had significantly lower levels of agreement.



## VIII. How the World Bank Operates (continued)

### Overall Perceptions

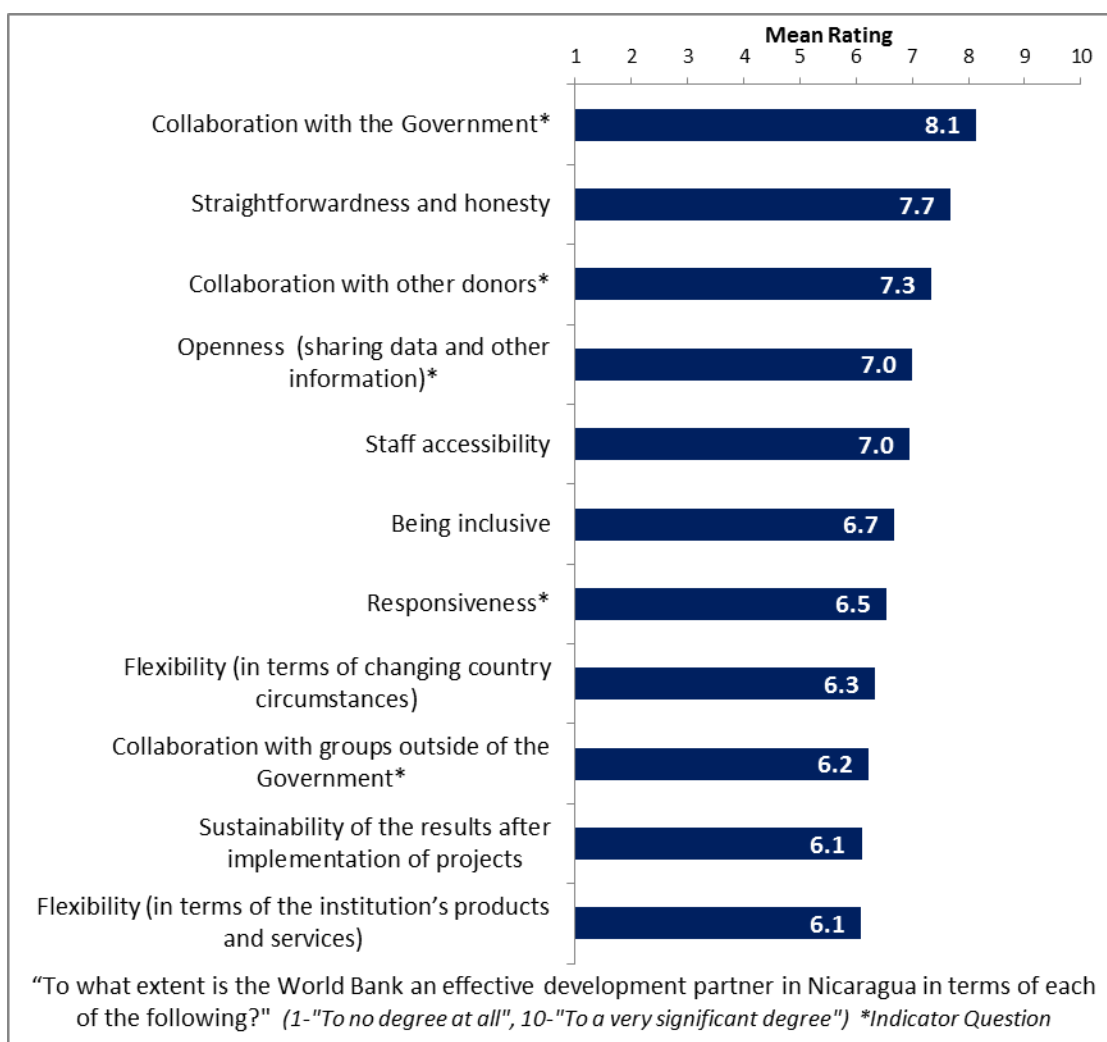
- There were significant stakeholder group differences in their ratings of two of these aspects of how the World Bank operates in Nicaragua.
  - Consultants on Bank projects/PMUs and employees of ministries had the highest levels of agreement that the World Bank effectively monitors and evaluates the projects and programs it supports whereas respondents from the bilateral agencies, NGOs/CBOs, and academia/research institutes had significantly lower levels of agreement.
  - Consultants on Bank projects/PMUs and respondents from the office of a Parliamentarian had the highest levels of agreement that working with the World Bank increases Nicaragua's institutional capacity whereas respondents from academia/research institutes had significantly lower levels of agreement.



## VIII. How the World Bank Operates (continued)

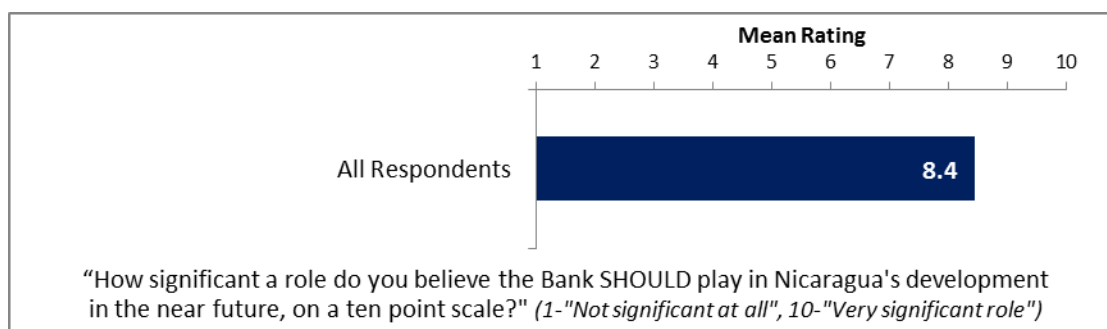
### The World Bank as an Effective Development Partner

- There were significant stakeholder group differences across many of these aspects of the Bank being an effective development partner in Nicaragua. For the most part, consultants on Bank projects/PMUs tended to have the highest ratings for these aspects whereas respondents from academia/research institutes and NGOs/CBOs tended to have significantly lower ratings. Those aspects of the Bank being an effective development partner with significant stakeholder group differences were:
  - Responsiveness;
  - Flexibility (in terms of the institution's products and services);
  - Flexibility (in terms of changing country circumstances);
  - Being inclusive;
  - Openness (sharing data and other information); and
  - Staff accessibility.

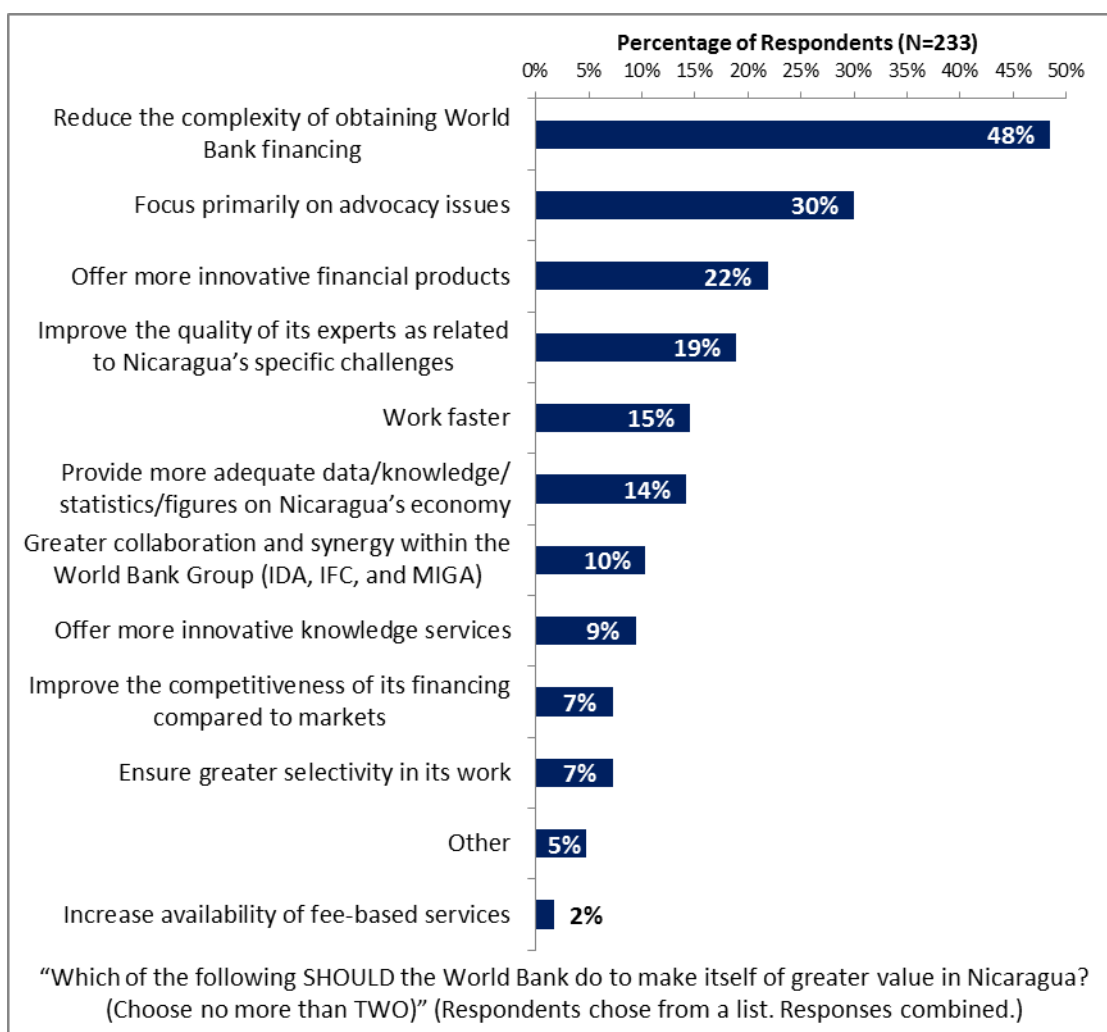


## IX. The Future Role of the World Bank in Nicaragua

### Role Significance

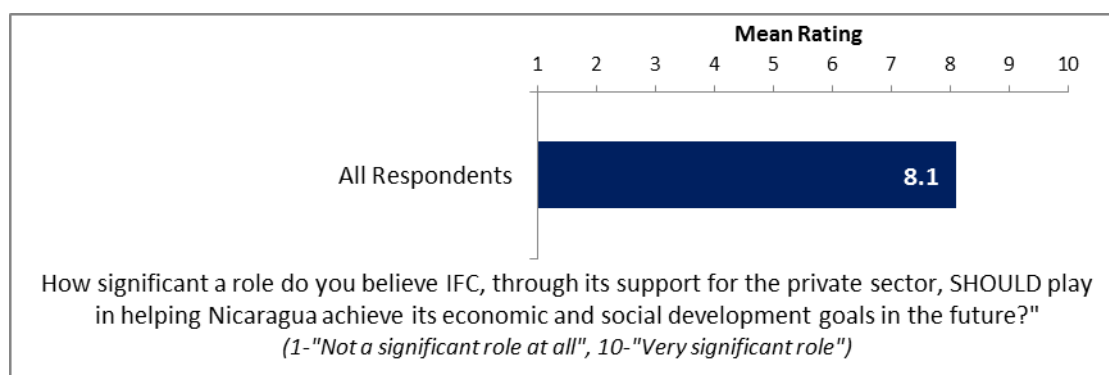

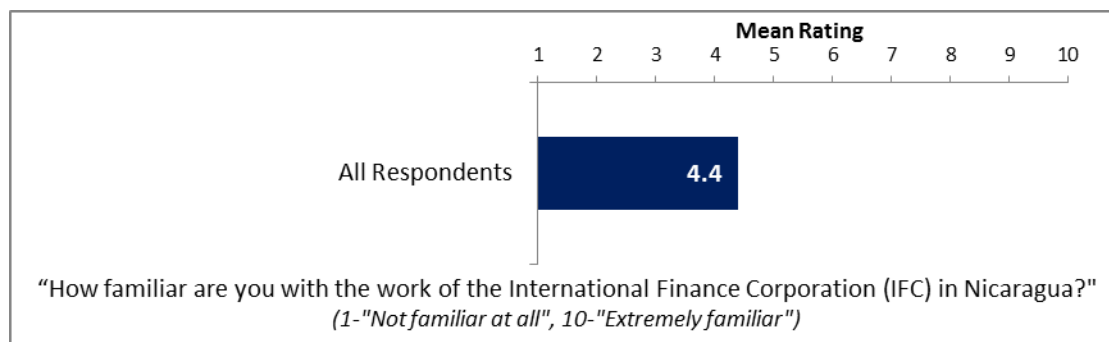


### Making the Bank of Greater Value



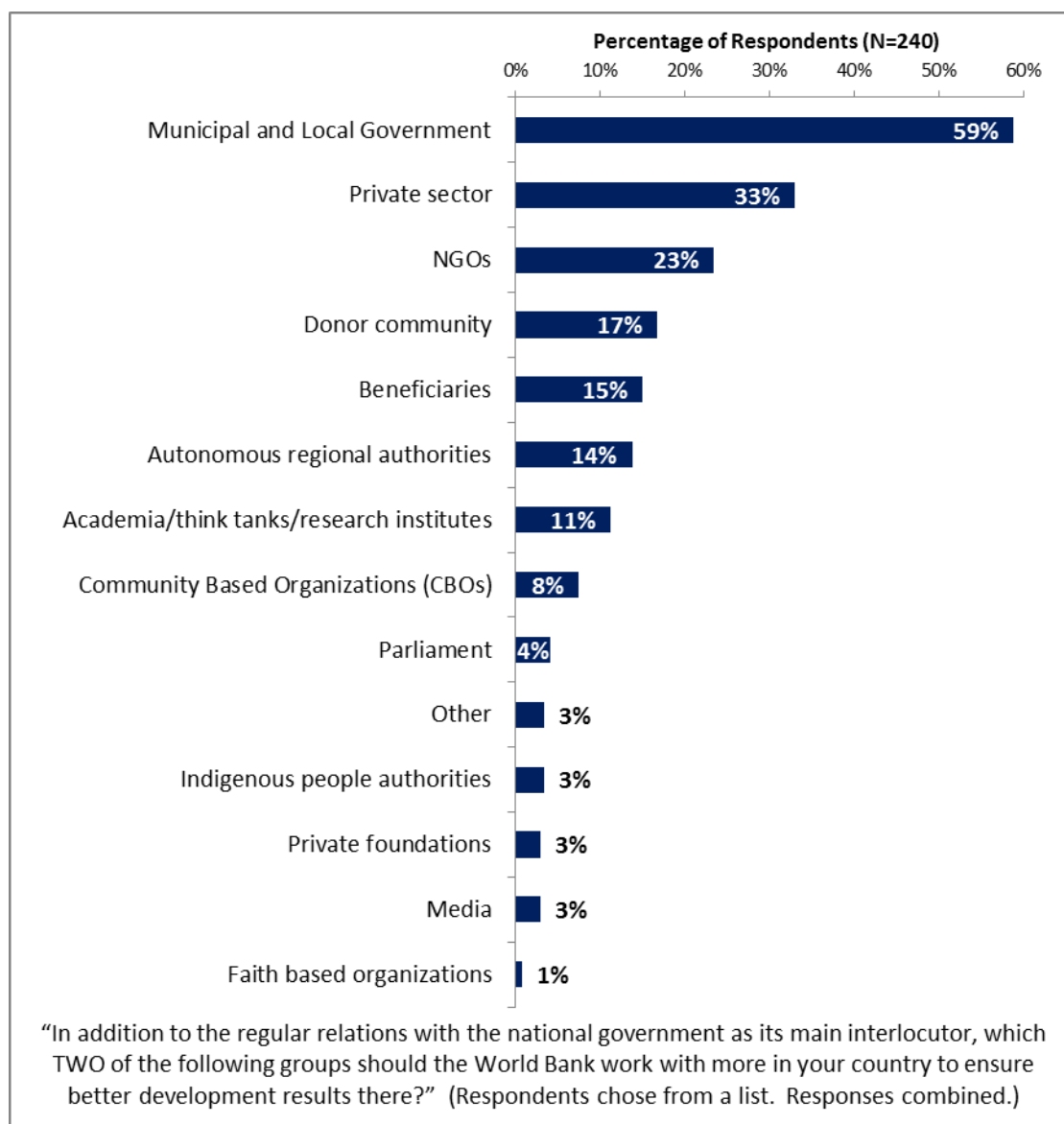
## IX. The Future Role of the World Bank in Nicaragua (continued)

### The International Finance Corporation (IFC)



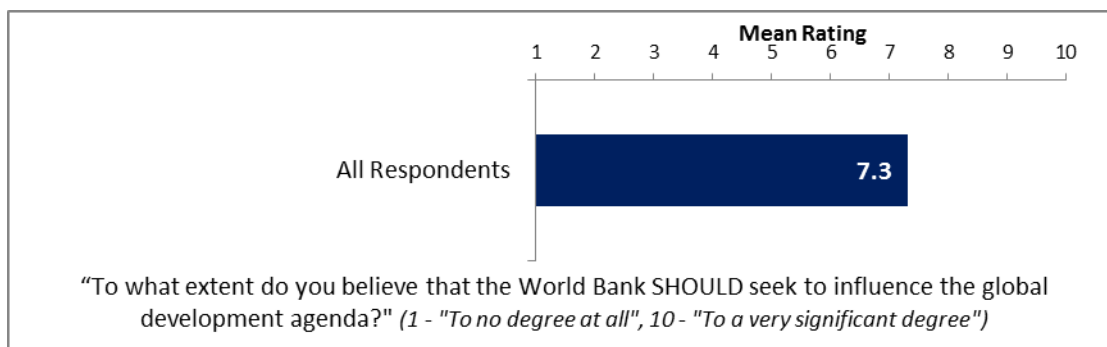
## IX. The Future Role of the World Bank in Nicaragua (continued)

### Collaborating in Nicaragua



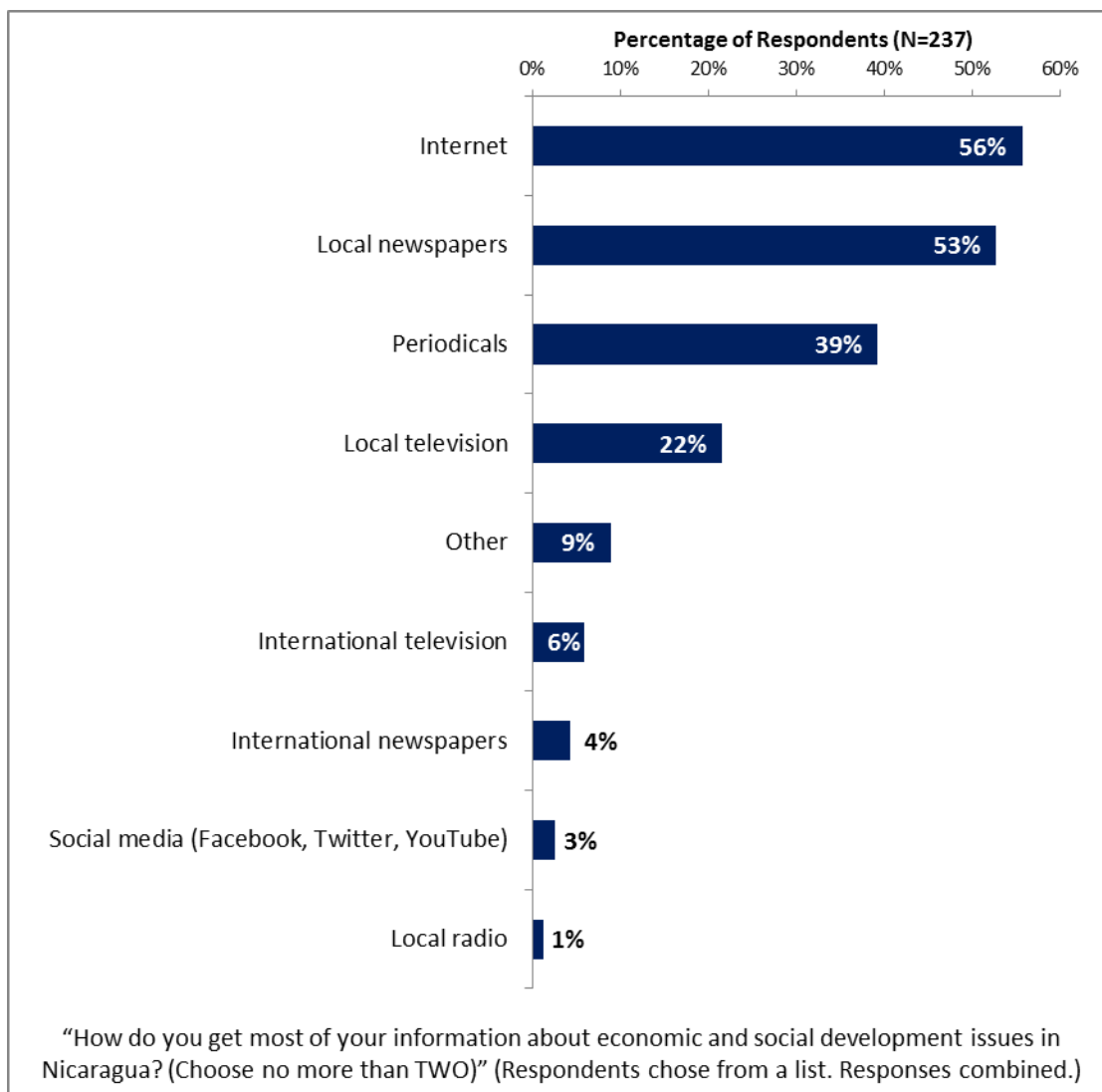
## IX. The Future Role of the World Bank in Nicaragua (continued)

### Influencing the Global Development Agenda



## X. Communication and Openness

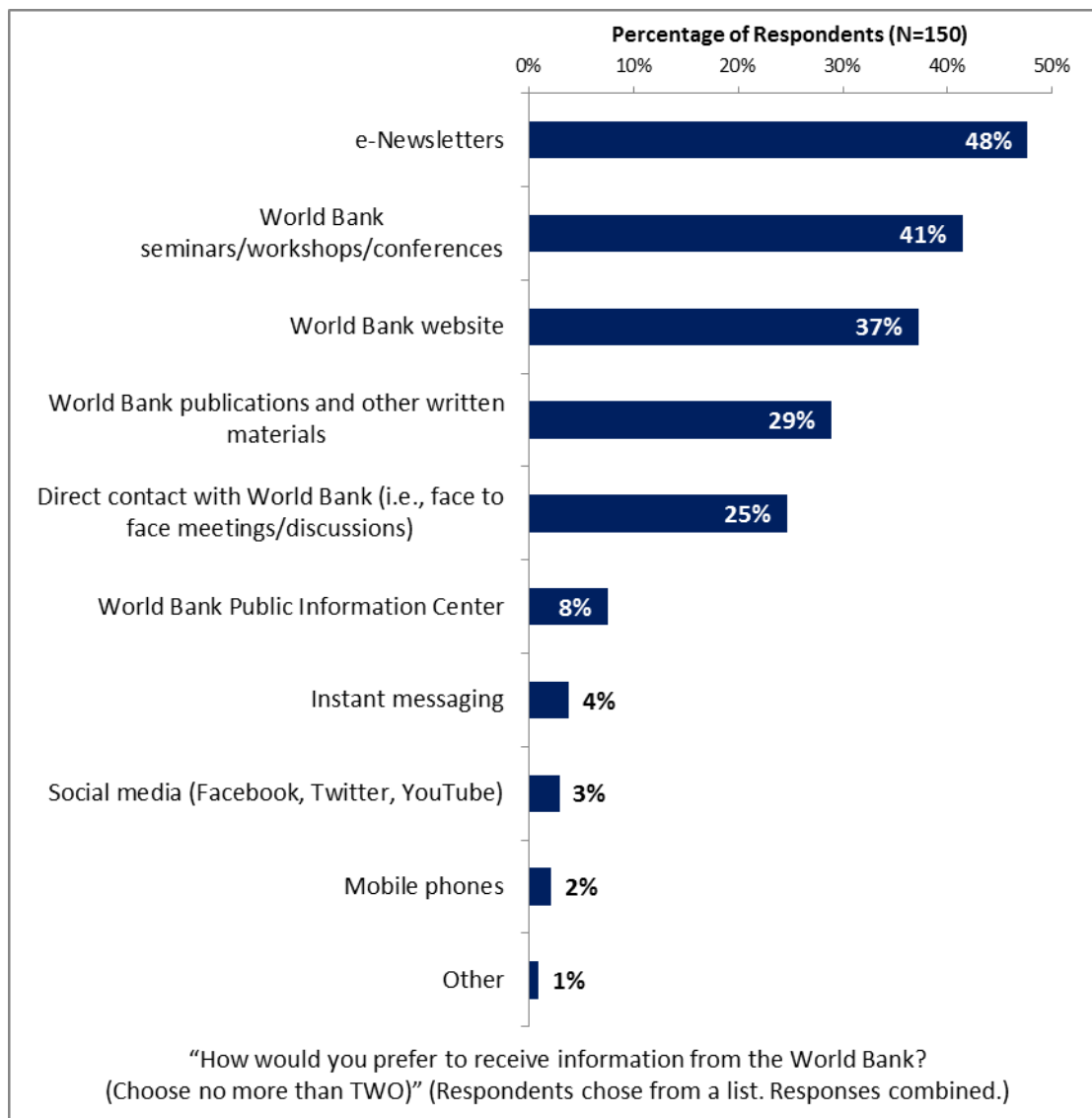
### Information Sources





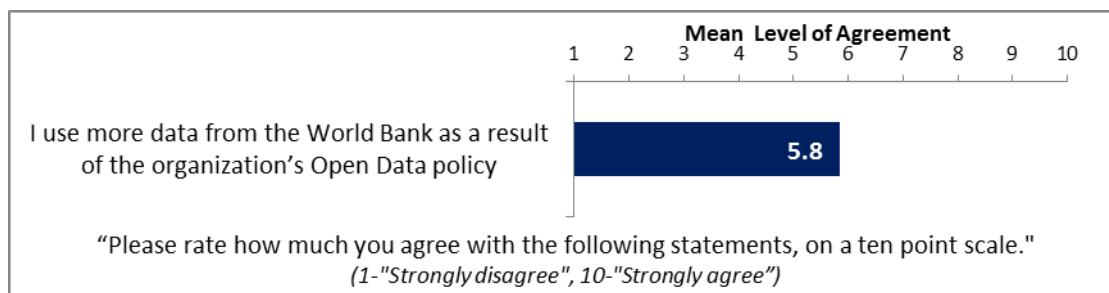
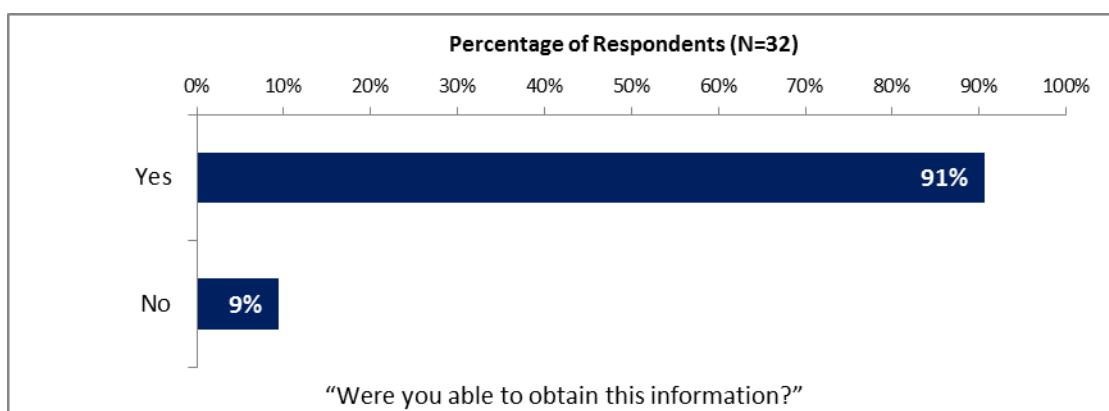
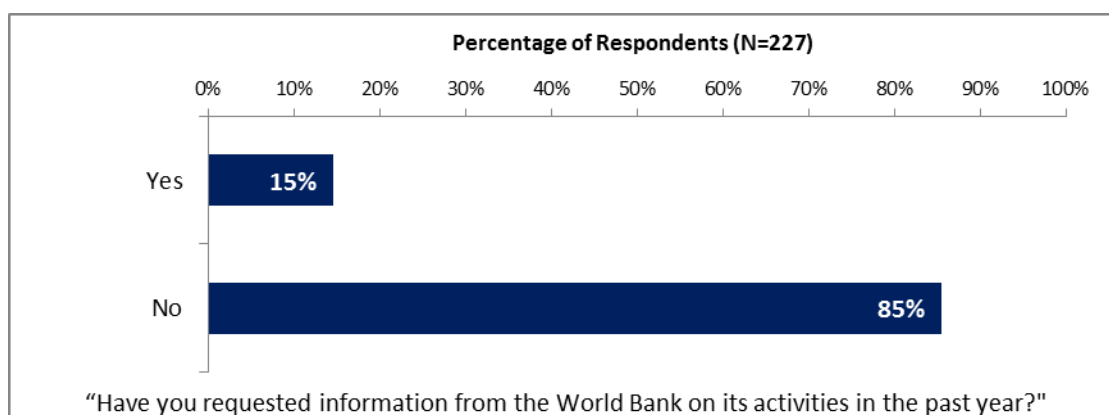
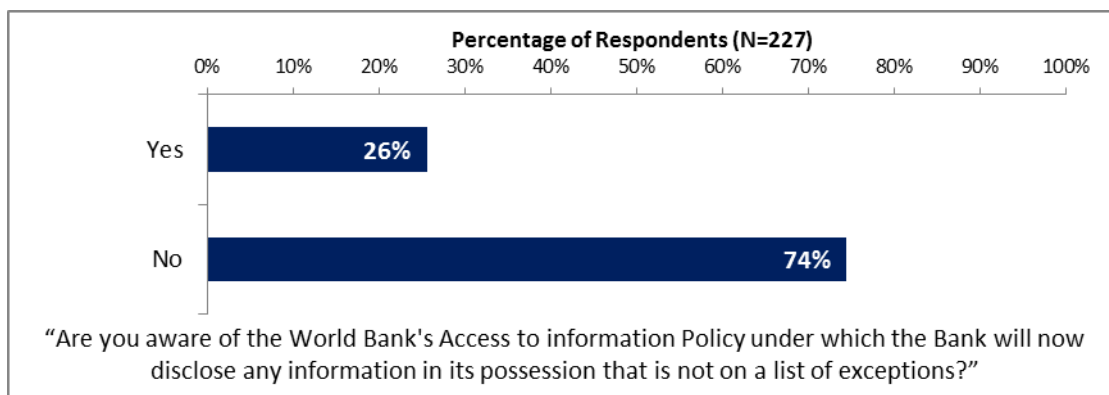
## X. Communication and Openness (continued)

### Information Sources (continued)



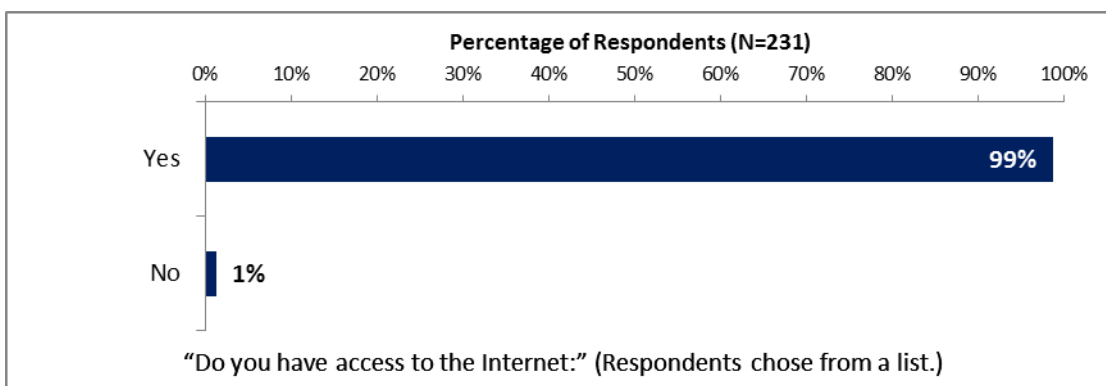
## X. Communication and Openness (continued)

### Access to Information

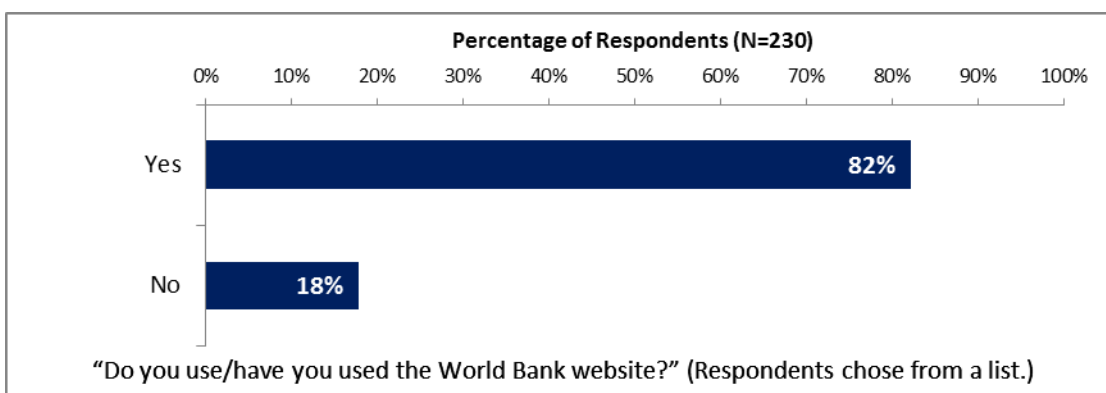


## X. Communication and Openness (continued)

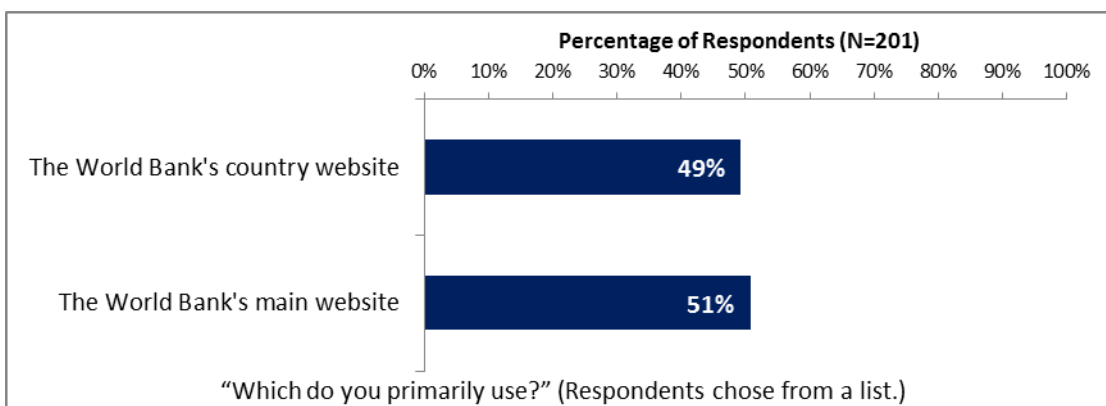
### Internet Access



### Website Usage

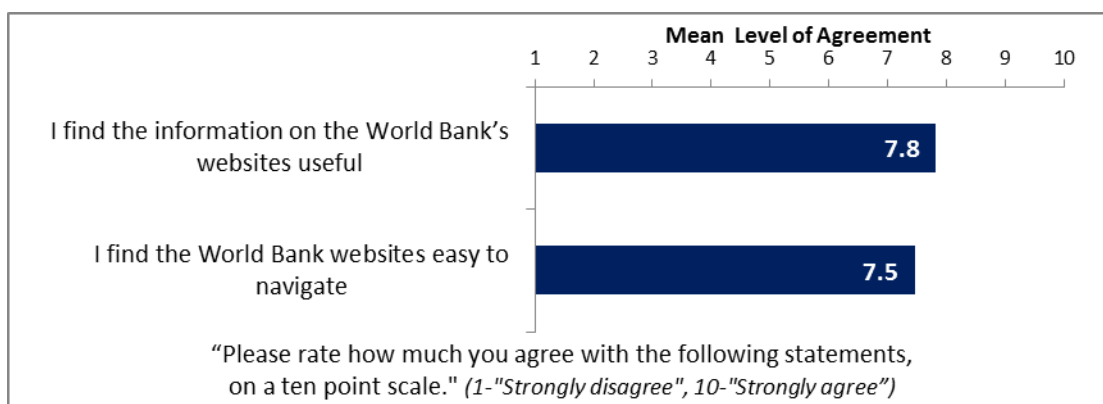


- Consultants on Bank projects/PMUs and respondents from bilateral agencies, multilateral agencies, the private sector/financial sector/private banks, the media, and academia/research institutes were significantly more likely to utilize the Bank's main website compared to respondents from other stakeholder groups.



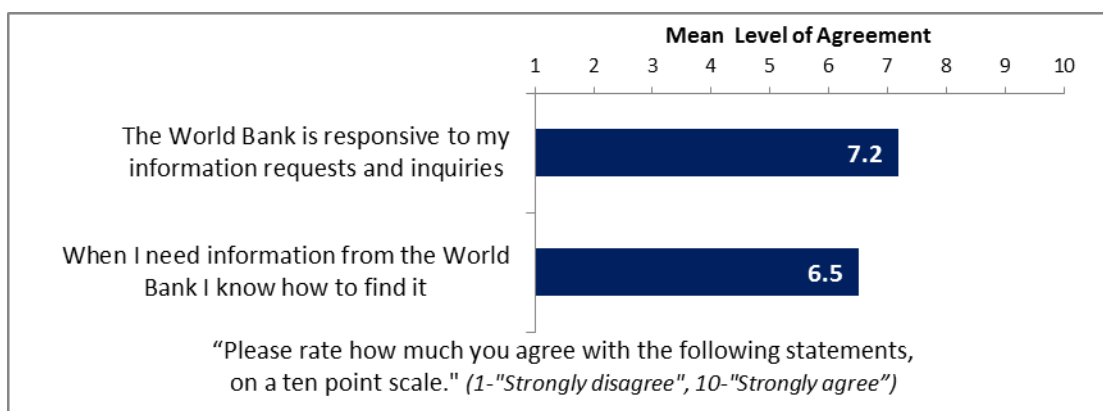
## X. Communication and Openness (continued)

### Website Evaluation




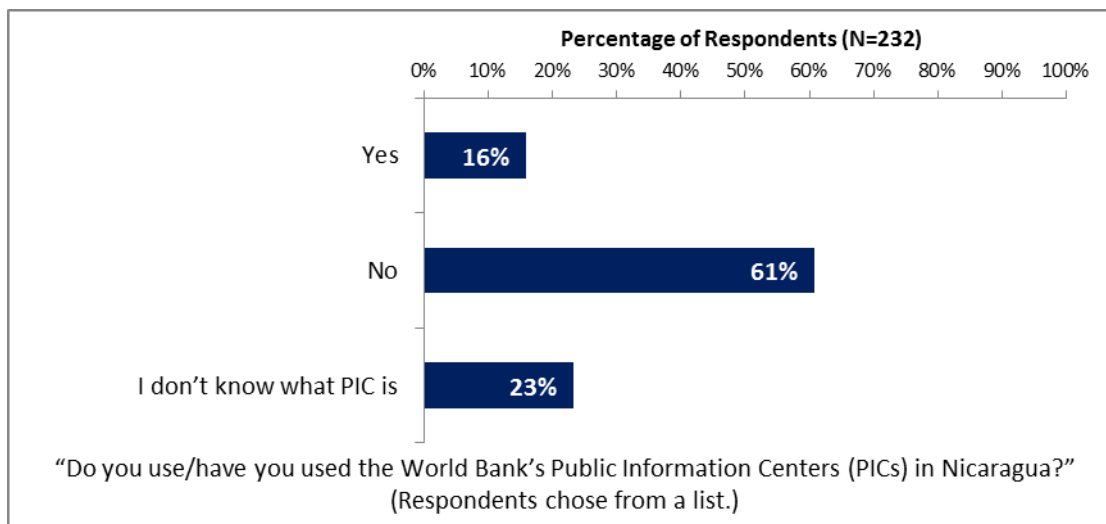
### Information Sharing

- Employees of ministries, consultants on Bank projects/PMUs, and respondents from independent government institutions had the highest levels of agreement that when they need information from the Bank they know how to find it whereas respondents from academia/research institutes had significantly lower levels of agreement.



## X. Communication and Openness (continued)

### Public Information Centers (PICs)



## XI. Appendices

A. Responses to All Questions across All Respondents .....	47
B. Responses to All Questions by Stakeholder Groups .....	64
C. Responses to All Questions by Geographic Location .....	83
D. Indicator Questions as a Function of Exposure to the Bank.....	97
E. World Bank Client Survey 2012 – Nicaragua Questionnaire .....	98

### NICARAGUA



## Appendix A: Responses to All Questions across All Respondents (N=240)

### A. General Issues facing Nicaragua

1. In general, would you say that Nicaragua is headed in...?	Percentage of Respondents (N=229)
The right direction	67.7%
The wrong direction	18.8%
Not sure	13.5%

2. When considering development priorities, which ONE development priority below is the most important in Nicaragua? Which ONE is the second most important priority? Which ONE is the third most important priority?	Percentage of Respondents (N=231)			
	Most Important	2 <sup>nd</sup> Most Important	3 <sup>rd</sup> Most Important	Combined
Basic education	28.1%	14.2%	6.9%	49.2%
Poverty reduction	25.1%	11.6%	6.4%	43.2%
Rural development	9.5%	9.1%	5.2%	23.7%
Economic growth	7.8%	4.3%	9.0%	21.1%
Labor markets/job creation/employment	4.3%	5.2%	8.6%	18.1%
Water and sanitation	5.6%	3.0%	5.2%	13.8%
Law and justice	2.2%	3.9%	7.3%	13.3%
Health	2.6%	5.6%	4.7%	12.9%
Governance	0.9%	4.7%	4.7%	10.3%
Foreign direct investment	1.3%	5.6%	3.0%	9.9%
Food security	0.4%	5.2%	4.3%	9.9%
Climate change	0.4%	3.4%	5.2%	9.0%
Energy	1.7%	3.4%	2.1%	7.3%
Transport	1.7%	1.7%	3.9%	7.3%
Agricultural development	1.7%	2.6%	2.1%	6.5%
Domestic private sector development	0.0%	3.4%	2.6%	6.0%
Basic infrastructure	1.7%	1.3%	1.7%	4.7%
Environmental sustainability	0.9%	2.2%	1.7%	4.7%
Trade and exports	0.0%	1.7%	2.6%	4.3%
Equality of opportunity	0.9%	1.3%	1.3%	3.4%
Higher education	0.4%	0.9%	2.1%	3.4%
Anti-corruption	0.9%	0.9%	1.3%	3.0%
Public financial management	0.4%	0.9%	0.9%	2.2%
Information and communications technology	0.4%	0.9%	0.4%	1.7%
Gender	0.4%	0.4%	0.9%	1.7%
Private sector regulatory framework	0.0%	0.9%	0.9%	1.7%
Social protection	0.0%	0.4%	1.3%	1.7%
Tourism	0.0%	0.4%	1.3%	1.7%
Public sector reform	0.4%	0.4%	0.4%	1.3%
Global integration	0.0%	0.4%	0.9%	1.3%
Urban development	0.0%	0.0%	0.9%	0.9%
Financial markets	0.0%	0.0%	0.4%	0.4%
Regional integration	0.0%	0.0%	0.0%	0.0%
Crime and violence	0.0%	0.0%	0.0%	0.0%
Natural resource management	0.0%	0.0%	0.0%	0.0%
Disaster management	0.0%	0.0%	0.0%	0.0%

**A. General Issues facing Nicaragua (continued)**

<b>3. Poverty reduction is a broad term that encompasses work in many different areas. Which THREE areas of development listed below do you believe would contribute most to reducing poverty in Nicaragua? (Choose no more than THREE)</b>	<b>Percentage of Respondents (Responses Combined; N=240)</b>
Basic education	47.1%
Economic growth	38.8%
Rural development	31.3%
Labor markets/job creation/employment	27.1%
Food security	16.3%
Health	13.3%
Water and sanitation	12.9%
Governance	11.7%
Equality of opportunity	10.8%
Foreign direct investment	10.4%
Agricultural development	10.0%
Domestic private sector development	9.2%
Anti-corruption	7.1%
Basic infrastructure	6.7%
Energy	5.8%
Trade and exports	4.2%
Climate change	3.8%
Higher education	3.8%
Social protection	3.3%
Transport	3.3%
Law and justice	2.9%
Public sector reform	2.5%
Environmental sustainability	2.5%
Tourism	2.1%
Natural resource management	2.1%
Public financial management	2.1%
Gender	1.7%
Urban development	1.3%
Crime and violence	1.3%
Information and communications technology	1.3%
Disaster management	0.8%
Regional integration	0.4%
Private sector regulatory framework	0.4%
Financial markets	0.4%
Global integration	0.0%



**A. General Issues facing Nicaragua (continued)**

<b>4. Economic growth can be driven by a number of factors. Which THREE areas below do you believe would contribute most to generating economic growth in Nicaragua? (Choose no more than THREE)</b>	<b>Percentage of Respondents (Responses Combined; N=240)</b>
Energy	34.2%
Foreign direct investment	33.8%
Rural development	20.8%
Basic education	20.8%
Labor markets/job creation/employment	18.8%
Governance	17.5%
Trade and exports	17.1%
Basic infrastructure	15.8%
Domestic private sector development	14.2%
Transport	13.8%
Agricultural development	11.7%
Anti-corruption	10.4%
Tourism	9.6%
Law and justice	8.3%
Environmental sustainability	5.4%
Higher education	5.0%
Public financial management	5.0%
Water and sanitation	4.6%
Equality of opportunity	4.2%
Global integration	4.2%
Information and communications technology	3.8%
Climate change	2.9%
Private sector regulatory framework	2.9%
Food security	2.5%
Natural resource management	2.5%
Public sector reform	2.1%
Regional integration	1.7%
Urban development	1.3%
Health	1.3%
Financial markets	1.3%
Disaster management	0.8%
Crime and violence	0.4%
Gender	0.4%
Social protection	0.0%

**B. Overall Attitudes toward the World Bank**

<b>Familiarity</b>	<b>N</b>	<b>Mean</b>	<b>SD</b>
1. How familiar are you with the work of the World Bank in Nicaragua, on a ten-point scale? (1-Not familiar at all, 10-Extremely familiar)	238	6.48	1.98

<b>Overall Effectiveness</b>	<b>N</b>	<b>Mean</b>	<b>SD</b>
2. Overall, please rate your impression of the World Bank's effectiveness in Nicaragua, on a ten-point scale. (1-Not effective at all, 10-Very effective)	221	6.61	1.86

**B. Overall Attitudes toward the World Bank (continued)**

<b>Staff Preparedness</b>	<b>N</b>	<b>Mean</b>	<b>SD</b>
3. To what extent do you believe the World Bank's staff is well prepared (e.g., skills and knowledge) to help Nicaragua solve its most complicated development challenges, on a ten point scale?	207	7.37	1.74

<b>4. When thinking about how the World Bank can have the most impact on development results in Nicaragua, in which sectoral areas do you believe the World Bank should focus most of its attention and resources in Nicaragua? (Choose no more than THREE)</b>	<b>Percentage of Respondents (Responses Combined; N=240)</b>
Basic education	37.1%
Rural development	31.3%
Poverty reduction	30.8%
Water and sanitation	18.3%
Energy	17.5%
Basic infrastructure	17.1%
Transport	15.8%
Labor markets/job creation/employment	12.5%
Economic growth	12.5%
Domestic private sector development	11.7%
Agricultural development	11.7%
Health	7.5%
Food security	7.5%
Foreign direct investment	7.1%
Governance	6.7%
Environmental sustainability	5.8%
Tourism	5.0%
Public sector reform	4.6%
Climate change	4.2%
Trade and exports	4.2%
Anti-corruption	4.2%
Public financial management	3.8%
Law and justice	2.5%
Social protection	2.1%
Regional integration	2.1%
Gender	2.1%
Financial markets	1.7%
Equality of opportunity	1.7%
Higher education	1.7%
Natural resource management	1.7%
Disaster management	1.7%
Information and communications technology	1.7%
Urban development	1.3%
Private sector regulatory framework	1.3%
Global integration	0.0%
Crime and violence	0.0%

**B. Overall Attitudes toward the World Bank (continued)**

5. When thinking about the World Bank's role, which activity do you believe is of greatest VALUE and which activity is of second greatest value in Nicaragua?	Percentage of Respondents (N=234)		
	<i>Greatest Value</i>	<i>2<sup>nd</sup> Greatest Value</i>	<i>Combined</i>
Financial resources	71.8%	10.3%	82.1%
Mobilizing third party financial resources	9.0%	21.6%	30.5%
Technical assistance	4.3%	19.4%	23.7%
Training/capacity building	3.8%	14.2%	18.1%
Donor coordination	1.3%	9.9%	11.2%
Studies/analyses	2.6%	8.6%	11.2%
Policy advice	1.3%	6.0%	7.3%
Convening and facilitating policy dialogue	3.0%	4.3%	7.3%
Linkage to non-Bank expertise (i.e., South-South knowledge sharing)	0.9%	3.4%	4.3%
Data for monitoring and evaluation	1.7%	1.3%	3.0%
Other	0.4%	0.9%	1.3%

6. Which of the following do you identify as the World Bank's greatest WEAKNESSES in its work in Nicaragua? (Choose no more than TWO)	Percentage of Respondents (Responses Combined; N=232)
Too bureaucratic in its operational policies and procedures	29.3%
World Bank processes too slow and complex	26.7%
Too influenced by developed countries	20.3%
Imposing technocratic solutions without regard to political realities	19.8%
Not enough public disclosure of its work	17.7%
Not adequately sensitive to political/social realities in Guatemala	13.4%
Not exploring alternative policy options	12.9%
Not collaborating enough with non-state actors	12.5%
Not willing to openly criticize policies and reform efforts in the country	12.1%
Not aligned with country priorities	6.5%
Staff too inaccessible	6.0%
Not aligned with other donors' work	4.3%
Other	3.9%
Arrogant in its approach	2.6%
Not client focused	2.6%
The credibility of its knowledge/data	0.0%

7. Which World Bank instruments do you believe are the MOST effective in reducing poverty in Nicaragua? (Choose no more than TWO)	Percentage of Respondents (Responses Combined; N=237)
Capacity development	43.2%
Technical assistance	40.4%
Co-financing arrangements	30.8%
Knowledge products/services	24.0%
Trust Fund management	21.9%
Emergency Recovery lending	11.6%
Sector-wide approaches	7.5%
Don't know	6.8%
Other	3.4%

**B. Overall Attitudes toward the World Bank (continued)**

8. Which World Bank instruments do you believe are the LEAST effective in reducing poverty in Nicaragua? (Choose no more than TWO)	Percentage of Respondents (Responses Combined; N=237)
Analytical work	50.2%
Technical assistance	32.9%
Policy based lending/ budget support to the Government	30.4%
Mobilization of other resources (Trust Funds) for development	18.1%
Capacity development	16.5%
Investment lending	11.4%
Don't know	10.5%
Other	2.5%

Global Development Agenda	N	Mean	SD
9. To what extent do you believe the World Bank SHOULD seek to influence the global development agenda as related to "global public goods" (e.g., climate change, communicable diseases, international financial systems, trade, etc.), on a ten point scale? (1-To no degree at all, 10-To a very significant degree)	233	7.32	2.29

10. In addition to the regular relations with the national government as its main interlocutor, which TWO of the following groups should the World Bank collaborate with more in your country to ensure better development results there? (Choose no more than TWO)	Percentage of Respondents (Responses Combined; N=240)
Municipal and Local Government	58.8%
Private sector	32.9%
NGOs	23.3%
Donor community	16.7%
Beneficiaries	15.0%
Autonomous regional authorities	13.8%
Academia/think tanks/research institutes	11.3%
Community Based Organizations (CBOs)	7.5%
Parliament	4.2%
Other	3.3%
Indigenous people authorities	3.3%
Private foundations	2.9%
Media	2.9%
Faith based organizations	0.8%

To what extent do you agree with the following statements about the World Bank's work in Nicaragua, on a ten point scale? (1-Strongly disagree, 10-Strongly agree)	Level of Agreement		
	N	Mean	SD
11. Overall the World Bank currently plays a relevant role in development in Nicaragua	231	7.40	2.02
12. The World Bank's work is aligned with what I consider the development priorities for Nicaragua	222	7.10	1.97
13. The World Bank supports programs and strategies that are realistic for Nicaragua	221	7.17	1.96
14. The World Bank treats clients and stakeholders in Nicaragua with respect	209	7.85	2.00

**B. Overall Attitudes toward the World Bank (continued)**

To what extent is the World Bank an effective development partner in Nicaragua in terms of each of the following? (1-To no degree at all, 10-To a very significant degree)	Degree		
	N	Mean	SD
15. Sustainability of the results after implementation of projects	183	6.10	2.13
16. Responsiveness	189	6.53	1.94
17. Flexibility (in terms of the institution's products and services)	196	6.09	1.93
18. Flexibility (in terms of changing country circumstances)	192	6.34	2.00
19. Being inclusive	183	6.68	2.08
20. Openness (sharing data and other information)	198	7.00	2.22
21. Staff accessibility	193	6.96	2.13
22. Straightforwardness and honesty	196	7.67	1.95
23. Collaboration with groups outside of the Government	169	6.22	2.30
24. Collaboration with the Government	212	8.13	1.60
25. Collaboration with other donors	167	7.34	1.88

26. When World Bank assisted reform efforts fail or are slow to take place, which of the following would you attribute this to? (Choose TWO)	Percentage of Respondents (Responses Combined; N=229)
The World Bank works too slowly	27.1%
Reforms are not well thought out in light of country challenges	23.1%
The impact of World Bank projects is non-sustainable after closing	21.4%
The Government works inefficiently	18.8%
Lack of/inadequate levels of capacity in Government	17.9%
The World Bank is not sensitive enough to political/social realities on the ground	17.5%
There is not an adequate level of civil society participation	16.2%
Political pressures and obstacles	15.7%
There is not an adequate level of citizen participation	15.3%
Poor donor coordination	9.6%
Other	3.1%

### C. World Bank Effectiveness and Results

How effective do you believe the World Bank is in terms of the work it does in the following areas of development in Nicaragua, on a ten point scale? (1-Not effective at all, 10-Very effective)	Effectiveness		
	N	Mean	SD
1. Anti-corruption	140	5.59	2.64
2. Information and communications technology	145	6.56	2.24
3. Transport	165	7.12	1.97
4. Law and justice	126	5.43	2.29
5. Urban development	137	5.99	2.20
6. Environmental sustainability	168	6.45	2.17
7. Private sector regulatory framework	124	6.04	2.03
8. Basic infrastructure	171	7.02	1.78
9. Tourism	118	6.16	1.79
10. Poverty reduction	186	7.01	1.96
11. Gender	144	6.06	2.25
12. Domestic private sector development	142	6.44	1.83
13. Foreign direct investment	122	6.30	1.99
14. Water and sanitation	184	7.37	1.69
15. Trade and exports	121	6.44	1.81
16. Economic growth	161	7.01	1.88
17. Energy	149	6.91	1.84
18. Disaster management	134	6.43	1.93
19. Higher education	116	5.14	1.95
20. Public financial management	151	6.67	2.11
21. Labor markets/job creation/employment	128	5.64	2.13
22. Financial markets	118	6.36	1.89
23. Equality of opportunity	134	5.93	2.25
24. Health	163	6.98	1.90
25. Rural development	162	6.83	1.90
26. Global integration	123	6.33	1.86
27. Food security	150	6.71	2.00
28. Basic education	167	6.59	2.15
29. Social protection	120	5.55	2.33
30. Governance	149	5.60	2.29
31. Climate change	139	6.22	2.17
32. Public sector reform	147	6.42	2.06
33. Regional integration	130	5.85	2.14
34. Agricultural development	143	6.22	2.05
35. Crime and violence	115	5.23	2.16
36. Natural resource management	135	6.15	2.06

**C. World Bank Effectiveness and Results (continued)**

<b>Achieving Sustainable Results</b>	<b>N</b>	<b>Mean</b>	<b>SD</b>
29. To what extent does the World Bank's work help achieve sustainable development results in Nicaragua, on a ten point scale? (1-To no degree at all, 10-To a very significant degree)	224	6.77	1.76

<b>To what extent do you agree with the following statements about the World Bank in Nicaragua, on a ten point scale?</b> (1-Strongly disagree, 10-Strongly agree)	<b>N</b>	<b>Mean</b>	<b>SD</b>
30. The World Bank's financial instruments (i.e., investment lending, Development Policy Loan, Trust Funds, Program 4 Result, etc.) meet the needs of Nicaragua	216	6.61	2.01
31. The World Bank meets Nicaragua's needs for knowledge services (e.g., research, analysis, technical assistance)	210	6.29	1.84
32. The World Bank Group (including IFC and MIGA) meets the needs of Nicaragua in mobilizing additional financial resources for development	204	6.48	1.91

**D. The World Bank's Knowledge**

<b>1. How frequently do you consult World Bank knowledge and research (e.g., data, analysis, reports) in the work you do?</b>	<b>Percentage of Respondents (N=516)</b>
Weekly	1.2%
Monthly	11.0%
A few times a year	57.6%
Rarely	18.6%
Never	11.6%

**D. The World Bank's Knowledge (continued)**

<b>2. When thinking about the development challenges in Nicaragua, where do you believe it would be most valuable for the World Bank to focus its research and knowledge efforts in the next few years? (Choose no more than THREE)</b>	<b>Percentage of Respondents (Responses Combined; N=238)</b>
Basic education	26.9%
Poverty reduction	24.4%
Economic growth	22.3%
Domestic private sector development	18.9%
Rural development	16.4%
Water and sanitation	15.5%
Labor markets/job creation/employment	14.3%
Energy	13.9%
Agricultural development	12.2%
Climate change	11.3%
Governance	11.3%
Foreign direct investment	10.1%
Public sector reform	8.4%
Food security	8.4%
Transport	8.0%
Trade and exports	7.1%
Information and communications technology	5.9%
Anti-corruption	5.5%
Equality of opportunity	5.5%
Law and justice	5.0%
Environmental sustainability	5.0%
Disaster management	4.6%
Social protection	4.6%
Health	4.6%
Basic infrastructure	4.6%
Natural resource management	3.8%
Public financial management	3.8%
Gender	2.5%
Tourism	2.5%
Crime and violence	2.1%
Private sector regulatory framework	2.1%
Higher education	2.1%
Financial markets	1.7%
Urban development	1.3%
Regional integration	0.4%
Global integration	0.0%

<b>How effective do you believe the World Bank's knowledge and research are at... in Nicaragua? (1-Not effective at all, 10-Very effective)</b>	<b>Level of Effectiveness</b>		
	<b>N</b>	<b>Mean</b>	<b>SD</b>
3. Raising your awareness of the particular topic	208	6.70	2.12
4. Stimulating public debate/dialogue	210	6.28	2.21
5. Helping to build public consensus around reforms	201	6.10	2.21
6. Enhancing your knowledge and/or skills	217	7.32	1.86
7. Contributing to good policy making	212	6.67	2.01
8. Providing support for program implementation	207	7.18	1.84



**D. The World Bank's Knowledge (continued)**

To what extent do you believe that the World Bank's knowledge and research... in Nicaragua? (1-To no degree at all, 10-To a very significant degree)	Degree		
	N	Mean	SD
9. Are timely	209	7.00	1.98
10. Include appropriate level of stakeholder involvement during preparation	194	6.37	2.06
11. Are relevant to Nicaragua's development priorities	209	7.05	1.97
12. Provide feasible recommendations	209	6.96	1.89
13. Are accessible (well written and easy to understand)	215	6.73	2.08
14. A source of relevant information on global good practices	213	7.25	1.93
15. Are adequately disseminated	219	5.77	2.23
16. Are adaptable to Nicaragua's specific development challenges and country circumstances	206	6.63	2.02

Overall Evaluations	N	Mean	SD
17. Overall, how significant a contribution do you believe the World Bank's knowledge and research make to development results in your country, on a ten point scale? (1-Not significant at all, 10-Very significant)	217	6.78	1.77
18. Overall, how would you rate the technical quality of the World Bank's knowledge/ research, on a ten point scale? (1-Very low technical quality, 10-Very high technical quality)	222	8.03	1.45
19. Overall, how effective is the World Bank at providing linkage to non-Bank expertise (i.e., South-South knowledge sharing, etc.)? (1-Not effective at all, 10-Very effective)	175	7.02	1.95

**E. Working with the World Bank**

To what extent do you agree/disagree with the following statements, on a ten point scale? (1-Strongly disagree, 10-Strongly agree)	Level of Agreement		
	N	Mean	SD
1. The World Bank disburses funds promptly	189	6.16	2.43
2. The World Bank effectively monitors and evaluates the projects and programs it supports	207	7.57	1.88
3. The World Bank's approvals and reviews are done in a timely fashion	193	6.77	2.13
4. The World Bank's "Safeguard Policy" requirements are reasonable	158	7.09	1.99
5. The World Bank imposes reasonable conditions on its lending	190	6.71	2.21
6. Working with the World Bank increases Nicaragua's institutional capacity	215	7.26	2.08
7. The World Bank ensures consistency and continuity through staff changes	171	7.13	2.11
8. The World Bank's teams and visits are well coordinated	183	7.67	1.98
9. Where country systems are adequate, the World Bank makes appropriate use of them	163	7.55	1.90
10. The World Bank provides effective implementation support	203	7.61	1.86
11. The World Bank's approvals and reviews for procurement and financial management are well justified	170	7.58	2.06

### F. The Future Role of the World Bank in Nicaragua

The Bank's Role	N	Mean	SD
1. How significant a role do you believe the Bank SHOULD play in Nicaragua's development in the near future, on a ten point scale? (1-Not a significant role at all, 10-Very significant role)	236	8.44	1.64

2. Which of the following SHOULD the World Bank do to make itself of greater value in Nicaragua? (Choose no more than TWO)	Percentage of Respondents (Responses Combined; N=233)
Reduce the complexity of obtaining World Bank financing	48.5%
Focus primarily on advocacy issues	30.0%
Offer more innovative financial products	21.9%
Improve the quality of its experts as related to Nicaragua's specific challenges	18.9%
Work faster	14.6%
Provide more adequate data/knowledge/statistics/figures on Nicaragua's economy	14.2%
Greater collaboration and synergy within the World Bank Group (IDA, IFC, and MIGA)	10.3%
Offer more innovative knowledge services	9.4%
Improve the competitiveness of its financing compared to markets	7.3%
Ensure greater selectivity in its work	7.3%
Other	4.7%
Increase availability of fee-based services	1.7%

IFC	N	Mean	SD
3. How familiar are you with the work of the International Finance Corporation (IFC) in Nicaragua? (1-Not familiar at all, 10-Extremely familiar)	237	4.40	2.82
4. How effectively do you believe the different parts of the World Bank Group (IBRD/IDA and IFC) collaborate and coordinate efforts in Nicaragua? (1-Not effectively at all, 10-Very effectively)	129	6.47	2.09
5. How significant a role do you believe IFC, through its support for the private sector, SHOULD play in helping Nicaragua achieve its economic and social development goals in the future? (1-Not a significant role at all, 10-Very significant role)	170	8.10	1.81

**G. Communication and Information Sharing**

<b>1. How do you get most of your information about economic and social development issues in Nicaragua? (Choose no more than TWO)</b>	<b>Percentage of Respondents (Responses Combined; N=237)</b>
Internet	55.7%
Local newspapers	52.7%
Periodicals	39.2%
Local television	21.5%
Other	8.9%
International television	5.9%
International newspapers	4.2%
Social media (Facebook, Twitter, YouTube)	2.5%
Local radio	1.3%
Instant messaging	0.8%
Blogs	0.4%
Mobile phones	0.4%
International radio	0.0%

<b>2. How would you prefer to receive information from the World Bank? (Choose no more than TWO)</b>	<b>Percentage of Respondents (Responses Combined; N=239)</b>
e-Newsletters	47.7%
World Bank seminars/workshops/conferences	41.4%
World Bank website	37.2%
World Bank publications and other written materials	28.9%
Direct contact with World Bank (i.e., face to face meetings/discussions)	24.7%
World Bank Public Information Center	7.5%
Instant messaging	3.8%
Social media (Facebook, Twitter, YouTube)	2.9%
Mobile phones	2.1%
Other	0.8%
Blogs	0.0%

<b>3. Are you aware of the World Bank's Access to Information Policy under which the Bank will now disclose any information in its possession that is not a list of exceptions?</b>	<b>Percentage of Respondents (N=227)</b>
Yes	25.6%
No	74.4%

<b>4. Have you requested information from the World Bank on its activities in the past year?</b>	<b>Percentage of Respondents (N=227)</b>
Yes	14.5%
No	85.5%

<b>5. Were you able to obtain this information?</b>	<b>Percentage of Respondents (N=32)</b>
Yes	90.6%
No	9.4%

**G. Communication and Information Sharing (continued)**

<b>6. Do you have access to the Internet?</b>	<b>Percentage of Respondents (N=231)</b>
Yes	98.7%
No	1.3%

<b>7. Do you use/have used the World Bank website?</b>	<b>Percentage of Respondents (N=230)</b>
Yes	82.2%
No	17.8%

<b>8. Which do you primarily use?</b>	<b>Percentage of Respondents (N=201)</b>
The World Bank's country website (www.worldbank.org/nicaragua)	49.3%
The World Bank's main website (www.worldbank.org)	50.7%

<b>9. Do you use/have you used the World Bank's Public Information Centers (PICs) in Nicaragua?</b>	<b>Percentage of Respondents (N=232)</b>
Yes	15.9%
No	60.8%
I don't know what PIC is	23.3%

<b>Please rate how much you agree with the following statements, on a ten point scale. (1-Strongly disagree, 10-Strongly agree)</b>	<b>Level of Agreement</b>		
	<b>N</b>	<b>Mean</b>	<b>SD</b>
10. I use more data from the World Bank as a result of the organization's Open Data policy	150	5.84	2.56
11. The World Bank's PIC is a valuable source of information related to development in Nicaragua	53	7.13	1.94
12. I find the World Bank websites easy to navigate	178	7.46	1.88
13. I find the information on the World Bank's websites useful	181	7.82	1.69
14. When I need information from the World Bank I know how to find it	191	6.51	2.61
15. The World Bank is responsive to my information requests and inquiries	143	7.19	2.25

**H. Background Information**

<b>1. Which of the following best describes your current position? (Please mark only ONE response)</b>	<b>Percentage of Respondents (N=239)</b>
NGO	19.2%
Employee of a Ministry/Ministerial Department/Implementation Agency	13.0%
Bilateral Agency	8.4%
Multilateral Agency	8.4%
Private Sector Organization	7.1%
Academia/Research Institute/Think Tank	5.9%
Office of Minister	5.4%
Other	5.4%
Consultant/Contractor on Bank-Supported Project	4.6%
Local Government	4.2%
Independent Government Institution	3.8%
Office of Parliamentarian	3.3%
Media	3.3%
PMU	2.9%
Financial Sector/Private Bank	2.1%
Office of the President	1.3%
Private Foundation	1.3%
Community-Based Organization	0.4%

**H. Background Information (continued)**

<b>2. Please identify the primary specialization of your work. (Please mark only ONE response)</b>	<b>Percentage of Respondents (N=233)</b>
Other	18.0%
Water and sanitation	9.9%
Health	7.7%
Economic growth	6.4%
Poverty reduction	6.0%
Higher education	4.7%
Rural development	3.9%
Governance	3.4%
Environmental sustainability	3.0%
Financial markets	3.0%
Agricultural development	2.6%
Domestic private sector development	2.6%
Energy	2.6%
Public financial management	2.6%
Information and communications technology	2.1%
Trade and exports	2.1%
Basic infrastructure	1.7%
Equality of opportunity	1.7%
Natural resource management	1.7%
Transport	1.7%
Disaster management	1.3%
Basic education	1.3%
Private sector regulatory framework	1.3%
Social protection	1.3%
Climate change	0.9%
Crime and violence	0.9%
Food security	0.9%
Foreign direct investment	0.9%
Labor markets/job creation/employment	0.9%
Law and justice	0.9%
Tourism	0.4%
Gender	0.4%
Public sector reform	0.4%
Regional integration	0.4%
Urban development	0.4%

<b>3. Currently, do you professionally collaborate/work with the World Bank in your country?</b>	<b>Percentage of Respondents (N=237)</b>
Yes	44.7%
No	55.3%

**H. Background Information (continued)**

<b>4. Which of the following describes most of your exposure to the World Bank in Nicaragua? (Choose no more than TWO)</b>	<b>Percentage of Respondents (N=231)</b>
Collaborate as part of my professional duties	42.9%
Engage in World Bank related/sponsored events/activities	39.4%
Use World Bank reports/data	32.0%
Use World Bank website for information, data, research, etc.	29.4%
Observer (i.e., follow in media, discuss in informal conversations, etc.)	19.9%

<b>5. Which best represents your geographic location?</b>	<b>Percentage of Respondents (N=234)</b>
Managua	85.0%
Pacifico	5.1%
Central	5.1%
Atlantico	4.7%

## Appendix B: Responses to All Questions by Stakeholder Groups

### A. General Issues facing Nicaragua

In general, would you say that Nicaragua is headed in...?

Percentage of Respondents	Office of the President/Minister	Office of a Parliamentarian	Employee of a Ministry	Consultant on Bank project/PMU	Local Government	Bilateral Agency	Multilateral Agency	Private Sector/ Financial Sector/Private Bank	NGO/ CBO	Media	Independent Government Institution	Academia/ Research Institute	Other
The right direction	93.3%	87.5%	92.9%	82.4%	100.0%	47.4%	75.0%	31.6%	57.8%	50.0%	77.8%	28.6%	81.3%
The wrong direction	6.7%	12.5%	3.6%	5.9%	0.0%	21.1%	5.0%	42.1%	26.7%	25.0%	11.1%	64.3%	12.5%
Not sure	0.0%	0.0%	3.6%	11.8%	0.0%	31.6%	20.0%	26.3%	15.6%	25.0%	11.1%	7.1%	6.3%

When considering development priorities, which ONE development priority below is the most important in Nicaragua? Which ONE is the second most important priority? Which ONE is the third most important priority?

1 <sup>st</sup> Most Important	Office of the President/Minister	Office of a Parliamentarian	Employee of a Ministry	Consultant on Bank project/PMU	Local Government	Bilateral Agency	Multilateral Agency	Private Sector/ Financial Sector/Private Bank	NGO/ CBO	Media	Independent Government Institution	Academia/ Research Institute	Other
Rural development	6.3%	12.5%	3.3%	5.6%	10.0%	10.5%	5.3%	5.0%	13.6%	12.5%	22.2%	7.1%	13.3%
Basic education	31.3%	25.0%	13.3%	5.6%	10.0%	52.6%	15.8%	25.0%	36.4%	25.0%	33.3%	50.0%	40.0%
Social protection	0.0%	0.0%	0.0%	0.0%	0.0%	0.0%	0.0%	0.0%	0.0%	0.0%	0.0%	0.0%	0.0%
Transport	6.3%	12.5%	0.0%	0.0%	10.0%	0.0%	5.3%	0.0%	0.0%	0.0%	0.0%	0.0%	0.0%
Poverty reduction	37.5%	37.5%	33.3%	44.4%	30.0%	26.3%	15.8%	25.0%	20.5%	37.5%	0.0%	14.3%	6.7%
Public sector reform	0.0%	0.0%	0.0%	0.0%	0.0%	0.0%	0.0%	0.0%	0.0%	0.0%	0.0%	0.0%	6.7%
Regional integration	0.0%	0.0%	0.0%	0.0%	0.0%	0.0%	0.0%	0.0%	0.0%	0.0%	0.0%	0.0%	0.0%
Gender	0.0%	0.0%	0.0%	0.0%	0.0%	0.0%	0.0%	0.0%	2.3%	0.0%	0.0%	0.0%	0.0%
Domestic private sector development	0.0%	0.0%	0.0%	0.0%	0.0%	0.0%	0.0%	0.0%	0.0%	0.0%	0.0%	0.0%	0.0%
Foreign direct investment	0.0%	0.0%	3.3%	0.0%	0.0%	0.0%	5.3%	5.0%	0.0%	0.0%	0.0%	0.0%	0.0%
Water and sanitation	0.0%	0.0%	0.0%	11.1%	0.0%	0.0%	15.8%	0.0%	9.1%	12.5%	11.1%	0.0%	13.3%
Energy	6.3%	0.0%	6.7%	0.0%	10.0%	0.0%	0.0%	0.0%	0.0%	0.0%	0.0%	0.0%	0.0%
Tourism	0.0%	0.0%	0.0%	0.0%	0.0%	0.0%	0.0%	0.0%	0.0%	0.0%	0.0%	0.0%	0.0%
Public financial management	0.0%	0.0%	0.0%	5.6%	0.0%	0.0%	0.0%	0.0%	0.0%	0.0%	0.0%	0.0%	0.0%
Labor markets/job creation/employment	0.0%	0.0%	3.3%	5.6%	10.0%	0.0%	15.8%	5.0%	4.5%	0.0%	0.0%	7.1%	0.0%
Financial markets	0.0%	0.0%	0.0%	0.0%	0.0%	0.0%	0.0%	0.0%	0.0%	0.0%	0.0%	0.0%	0.0%
Urban development	0.0%	0.0%	0.0%	0.0%	0.0%	0.0%	0.0%	0.0%	0.0%	0.0%	0.0%	0.0%	0.0%
Environmental sustainability	0.0%	12.5%	3.3%	0.0%	0.0%	0.0%	0.0%	0.0%	0.0%	0.0%	0.0%	0.0%	0.0%
Equality of opportunity	0.0%	0.0%	0.0%	0.0%	0.0%	0.0%	0.0%	0.0%	4.5%	0.0%	0.0%	0.0%	0.0%
Health	0.0%	0.0%	10.0%	11.1%	0.0%	0.0%	0.0%	0.0%	2.3%	0.0%	0.0%	0.0%	0.0%
Global integration	0.0%	0.0%	0.0%	0.0%	0.0%	0.0%	0.0%	0.0%	0.0%	0.0%	0.0%	0.0%	0.0%
Food security	0.0%	0.0%	0.0%	0.0%	0.0%	0.0%	0.0%	0.0%	2.3%	0.0%	0.0%	0.0%	0.0%
Climate change	0.0%	0.0%	0.0%	0.0%	0.0%	0.0%	5.3%	0.0%	0.0%	0.0%	0.0%	0.0%	0.0%
Agricultural development	0.0%	0.0%	6.7%	5.6%	0.0%	0.0%	0.0%	0.0%	0.0%	0.0%	0.0%	0.0%	6.7%
Trade and exports	0.0%	0.0%	0.0%	0.0%	0.0%	0.0%	0.0%	0.0%	0.0%	0.0%	0.0%	0.0%	0.0%
Economic growth	6.3%	0.0%	13.3%	5.6%	10.0%	5.3%	10.5%	25.0%	0.0%	0.0%	11.1%	0.0%	13.3%
Law and justice	6.3%	0.0%	3.3%	0.0%	0.0%	5.3%	0.0%	5.0%	2.3%	0.0%	0.0%	0.0%	0.0%
Private sector regulatory framework	0.0%	0.0%	0.0%	0.0%	0.0%	0.0%	0.0%	0.0%	0.0%	0.0%	0.0%	0.0%	0.0%
Higher education	0.0%	0.0%	0.0%	0.0%	0.0%	0.0%	0.0%	5.0%	0.0%	0.0%	0.0%	0.0%	0.0%
Basic infrastructure	0.0%	0.0%	0.0%	0.0%	10.0%	0.0%	0.0%	0.0%	0.0%	12.5%	22.2%	0.0%	0.0%
Crime and violence	0.0%	0.0%	0.0%	0.0%	0.0%	0.0%	0.0%	0.0%	0.0%	0.0%	0.0%	0.0%	0.0%
Natural resource management	0.0%	0.0%	0.0%	0.0%	0.0%	0.0%	0.0%	0.0%	0.0%	0.0%	0.0%	0.0%	0.0%
Anti-corruption	0.0%	0.0%	0.0%	0.0%	0.0%	0.0%	0.0%	0.0%	2.3%	0.0%	0.0%	7.1%	0.0%
Disaster management	0.0%	0.0%	0.0%	0.0%	0.0%	0.0%	0.0%	0.0%	0.0%	0.0%	0.0%	0.0%	0.0%
Governance	0.0%	0.0%	0.0%	0.0%	0.0%	0.0%	5.3%	0.0%	0.0%	0.0%	0.0%	7.1%	0.0%
Information and communications technology	0.0%	0.0%	0.0%	0.0%	0.0%	0.0%	0.0%	0.0%	0.0%	0.0%	0.0%	7.1%	0.0%



**A. General Issues facing Nicaragua (continued)**

When considering development priorities, which ONE development priority below is the most important in Nicaragua? Which ONE is the second most important priority? Which ONE is the third most important priority?

<b>2<sup>nd</sup> Most Important</b>	<b>Office of the President/Minister</b>	<b>Office of a Parliamentarian</b>	<b>Employee of a Ministry</b>	<b>Consultant on Bank project/PMU</b>	<b>Local Government</b>	<b>Bilateral Agency</b>	<b>Multilateral Agency</b>	<b>Private Sector/ Financial Sector/Private Bank</b>	<b>NGO/ CBO</b>	<b>Media</b>	<b>Independent Government Institution</b>	<b>Academia/ Research Institute</b>	<b>Other</b>
Rural development	6.3%	0.0%	13.3%	0.0%	0.0%	15.8%	10.5%	5.3%	10.9%	12.5%	0.0%	7.1%	20.0%
Basic education	12.5%	25.0%	13.3%	22.2%	30.0%	5.3%	21.1%	10.5%	15.2%	37.5%	0.0%	7.1%	0.0%
Social protection	0.0%	0.0%	0.0%	0.0%	0.0%	0.0%	0.0%	5.3%	0.0%	0.0%	0.0%	0.0%	0.0%
Transport	12.5%	0.0%	6.7%	0.0%	0.0%	0.0%	0.0%	0.0%	0.0%	0.0%	0.0%	0.0%	0.0%
Poverty reduction	6.3%	0.0%	16.7%	5.6%	10.0%	15.8%	15.8%	5.3%	13.0%	0.0%	22.2%	21.4%	6.7%
Public sector reform	0.0%	0.0%	0.0%	0.0%	0.0%	0.0%	0.0%	0.0%	0.0%	0.0%	11.1%	0.0%	0.0%
Regional integration	0.0%	0.0%	0.0%	0.0%	0.0%	0.0%	0.0%	0.0%	0.0%	0.0%	0.0%	0.0%	0.0%
Gender	0.0%	12.5%	0.0%	0.0%	0.0%	0.0%	0.0%	0.0%	0.0%	0.0%	0.0%	0.0%	0.0%
Domestic private sector development	0.0%	0.0%	0.0%	16.7%	0.0%	0.0%	0.0%	10.5%	2.2%	0.0%	11.1%	0.0%	6.7%
Foreign direct investment	18.8%	25.0%	0.0%	0.0%	10.0%	0.0%	0.0%	10.5%	4.3%	12.5%	0.0%	0.0%	13.3%
Water and sanitation	6.3%	0.0%	6.7%	0.0%	10.0%	0.0%	0.0%	0.0%	4.3%	0.0%	0.0%	0.0%	6.7%
Energy	0.0%	0.0%	0.0%	11.1%	0.0%	0.0%	5.3%	0.0%	2.2%	0.0%	0.0%	14.3%	13.3%
Tourism	6.3%	0.0%	0.0%	0.0%	0.0%	0.0%	0.0%	0.0%	0.0%	0.0%	0.0%	0.0%	0.0%
Public financial management	0.0%	0.0%	0.0%	0.0%	10.0%	0.0%	0.0%	5.3%	0.0%	0.0%	0.0%	0.0%	0.0%
Labor markets/job creation/employment	12.5%	0.0%	3.3%	5.6%	0.0%	15.8%	5.3%	0.0%	2.2%	12.5%	0.0%	14.3%	0.0%
Financial markets	0.0%	0.0%	0.0%	0.0%	0.0%	0.0%	0.0%	0.0%	0.0%	0.0%	0.0%	0.0%	0.0%
Urban development	0.0%	0.0%	0.0%	0.0%	0.0%	0.0%	0.0%	0.0%	0.0%	0.0%	0.0%	0.0%	0.0%
Environmental sustainability	0.0%	0.0%	3.3%	0.0%	0.0%	5.3%	5.3%	0.0%	2.2%	0.0%	0.0%	0.0%	6.7%
Equality of opportunity	0.0%	0.0%	0.0%	0.0%	20.0%	0.0%	0.0%	0.0%	0.0%	0.0%	11.1%	0.0%	0.0%
Health	0.0%	25.0%	10.0%	5.6%	10.0%	5.3%	5.3%	0.0%	4.3%	0.0%	0.0%	7.1%	6.7%
Global integration	0.0%	0.0%	3.3%	0.0%	0.0%	0.0%	0.0%	0.0%	0.0%	0.0%	0.0%	0.0%	0.0%
Food security	0.0%	0.0%	10.0%	5.6%	0.0%	0.0%	10.5%	0.0%	8.7%	0.0%	11.1%	0.0%	6.7%
Climate change	0.0%	12.5%	6.7%	0.0%	0.0%	5.3%	0.0%	0.0%	6.5%	0.0%	0.0%	7.1%	0.0%
Agricultural development	12.5%	0.0%	0.0%	11.1%	0.0%	0.0%	5.3%	5.3%	0.0%	0.0%	0.0%	0.0%	0.0%
Trade and exports	0.0%	0.0%	0.0%	0.0%	0.0%	0.0%	0.0%	10.5%	4.3%	0.0%	0.0%	0.0%	0.0%
Economic growth	6.3%	0.0%	3.3%	5.6%	0.0%	10.5%	0.0%	5.3%	6.5%	0.0%	0.0%	0.0%	6.7%
Law and justice	0.0%	0.0%	0.0%	5.6%	0.0%	10.5%	5.3%	15.8%	2.2%	0.0%	0.0%	7.1%	0.0%
Private sector regulatory framework	0.0%	0.0%	0.0%	0.0%	0.0%	0.0%	0.0%	0.0%	0.0%	0.0%	22.2%	0.0%	0.0%
Higher education	0.0%	0.0%	0.0%	0.0%	0.0%	0.0%	0.0%	5.3%	0.0%	12.5%	0.0%	0.0%	0.0%
Basic infrastructure	0.0%	0.0%	0.0%	0.0%	0.0%	0.0%	0.0%	5.3%	0.0%	0.0%	0.0%	7.1%	0.0%
Crime and violence	0.0%	0.0%	0.0%	0.0%	0.0%	0.0%	0.0%	0.0%	0.0%	0.0%	0.0%	0.0%	0.0%
Natural resource management	0.0%	0.0%	0.0%	0.0%	0.0%	0.0%	0.0%	0.0%	0.0%	0.0%	0.0%	0.0%	0.0%
Anti-corruption	0.0%	0.0%	0.0%	0.0%	0.0%	0.0%	0.0%	0.0%	2.2%	12.5%	0.0%	0.0%	0.0%
Disaster management	0.0%	0.0%	0.0%	0.0%	0.0%	0.0%	0.0%	0.0%	0.0%	0.0%	0.0%	0.0%	0.0%
Governance	0.0%	0.0%	0.0%	0.0%	0.0%	10.5%	10.5%	0.0%	8.7%	0.0%	11.1%	7.1%	6.7%
Information and communications technology	0.0%	0.0%	3.3%	5.6%	0.0%	0.0%	0.0%	0.0%	0.0%	0.0%	0.0%	0.0%	0.0%

### A. General Issues facing Nicaragua (continued)

When considering development priorities, which ONE development priority below is the most important in Nicaragua? Which ONE is the second most important priority? Which ONE is the third most important priority?

3 <sup>rd</sup> Most Important	Office of the President/Minister	Office of a Parliamentarian	Employee of a Ministry	Consultant on Bank project/PMU	Local Government	Bilateral Agency	Multilateral Agency	Private Sector/ Financial Sector/Private Bank	NGO/ CBO	Media	Independent Government Institution	Academia/ Research Institute	Other
Percentage of Respondents													
Rural development	12.5%	0.0%	3.3%	5.6%	10.0%	5.3%	10.5%	5.0%	4.4%	0.0%	0.0%	0.0%	6.3%
Basic education	0.0%	0.0%	0.0%	11.1%	0.0%	5.3%	15.8%	10.0%	8.9%	0.0%	0.0%	14.3%	12.5%
Social protection	0.0%	0.0%	3.3%	5.6%	0.0%	0.0%	0.0%	0.0%	0.0%	0.0%	0.0%	7.1%	0.0%
Transport	6.3%	0.0%	0.0%	11.1%	0.0%	5.3%	0.0%	5.0%	4.4%	0.0%	0.0%	7.1%	6.3%
Poverty reduction	0.0%	12.5%	6.7%	11.1%	10.0%	5.3%	5.3%	10.0%	4.4%	12.5%	0.0%	7.1%	6.3%
Public sector reform	0.0%	0.0%	0.0%	0.0%	0.0%	0.0%	0.0%	0.0%	0.0%	0.0%	0.0%	0.0%	6.3%
Regional integration	0.0%	0.0%	0.0%	0.0%	0.0%	0.0%	0.0%	0.0%	0.0%	0.0%	0.0%	0.0%	0.0%
Gender	0.0%	0.0%	0.0%	0.0%	0.0%	0.0%	0.0%	0.0%	2.2%	12.5%	0.0%	0.0%	0.0%
Domestic private sector development	6.3%	0.0%	3.3%	0.0%	0.0%	5.3%	0.0%	10.0%	2.2%	0.0%	0.0%	0.0%	0.0%
Foreign direct investment	0.0%	0.0%	3.3%	5.6%	10.0%	0.0%	0.0%	5.0%	2.2%	0.0%	11.1%	7.1%	0.0%
Water and sanitation	6.3%	12.5%	13.3%	0.0%	0.0%	15.8%	0.0%	0.0%	4.4%	0.0%	0.0%	7.1%	0.0%
Energy	6.3%	0.0%	6.7%	0.0%	0.0%	0.0%	0.0%	5.0%	2.2%	0.0%	0.0%	0.0%	0.0%
Tourism	0.0%	0.0%	3.3%	0.0%	0.0%	0.0%	0.0%	0.0%	0.0%	12.5%	11.1%	0.0%	0.0%
Public financial management	0.0%	0.0%	0.0%	0.0%	0.0%	5.3%	0.0%	0.0%	2.2%	0.0%	0.0%	0.0%	0.0%
Labor markets/job creation/employment	0.0%	12.5%	6.7%	0.0%	10.0%	10.5%	10.5%	5.0%	8.9%	12.5%	33.3%	0.0%	18.8%
Financial markets	0.0%	0.0%	3.3%	0.0%	0.0%	0.0%	0.0%	0.0%	0.0%	0.0%	0.0%	0.0%	0.0%
Urban development	0.0%	0.0%	0.0%	0.0%	0.0%	5.3%	0.0%	0.0%	0.0%	0.0%	11.1%	0.0%	0.0%
Environmental sustainability	0.0%	0.0%	0.0%	0.0%	0.0%	5.3%	0.0%	10.0%	0.0%	0.0%	0.0%	7.1%	0.0%
Equality of opportunity	0.0%	0.0%	0.0%	5.6%	0.0%	0.0%	0.0%	0.0%	2.2%	0.0%	0.0%	7.1%	0.0%
Health	18.8%	0.0%	6.7%	5.6%	10.0%	0.0%	0.0%	5.0%	4.4%	0.0%	0.0%	0.0%	6.3%
Global integration	6.3%	0.0%	3.3%	0.0%	0.0%	0.0%	0.0%	0.0%	0.0%	0.0%	0.0%	0.0%	0.0%
Food security	0.0%	0.0%	10.0%	0.0%	10.0%	10.5%	0.0%	0.0%	6.7%	0.0%	0.0%	0.0%	0.0%
Climate change	6.3%	0.0%	13.3%	0.0%	0.0%	0.0%	15.8%	0.0%	4.4%	0.0%	11.1%	0.0%	6.3%
Agricultural development	0.0%	0.0%	0.0%	0.0%	0.0%	0.0%	0.0%	0.0%	6.7%	12.5%	0.0%	0.0%	6.3%
Trade and exports	18.8%	0.0%	0.0%	5.6%	0.0%	0.0%	0.0%	5.0%	0.0%	0.0%	11.1%	0.0%	0.0%
Economic growth	12.5%	50.0%	6.7%	22.2%	10.0%	5.3%	10.5%	0.0%	4.4%	12.5%	11.1%	7.1%	0.0%
Law and justice	0.0%	12.5%	0.0%	0.0%	10.0%	0.0%	10.5%	20.0%	11.1%	12.5%	0.0%	7.1%	12.5%
Private sector regulatory framework	0.0%	0.0%	0.0%	0.0%	0.0%	0.0%	0.0%	0.0%	2.2%	0.0%	0.0%	0.0%	6.3%
Higher education	0.0%	0.0%	0.0%	5.6%	10.0%	0.0%	10.5%	0.0%	0.0%	12.5%	0.0%	0.0%	0.0%
Basic infrastructure	0.0%	0.0%	0.0%	5.6%	0.0%	0.0%	10.5%	0.0%	0.0%	0.0%	0.0%	0.0%	6.3%
Crime and violence	0.0%	0.0%	0.0%	0.0%	0.0%	0.0%	0.0%	0.0%	0.0%	0.0%	0.0%	0.0%	0.0%
Natural resource management	0.0%	0.0%	0.0%	0.0%	0.0%	0.0%	0.0%	0.0%	0.0%	0.0%	0.0%	0.0%	0.0%
Anti-corruption	0.0%	0.0%	0.0%	0.0%	0.0%	5.3%	0.0%	0.0%	4.4%	0.0%	0.0%	0.0%	0.0%
Disaster management	0.0%	0.0%	0.0%	0.0%	0.0%	0.0%	0.0%	0.0%	0.0%	0.0%	0.0%	0.0%	0.0%
Governance	0.0%	0.0%	6.7%	0.0%	10.0%	10.5%	0.0%	5.0%	6.7%	0.0%	0.0%	14.3%	0.0%
Information and communications technology	0.0%	0.0%	0.0%	0.0%	0.0%	0.0%	0.0%	0.0%	0.0%	0.0%	0.0%	7.1%	0.0%

**A. General Issues facing Nicaragua (continued)**

Poverty reduction is a broad term that encompasses work in many different areas. Which THREE areas of development listed below do you believe would contribute most to reducing poverty in Nicaragua? (Choose no more than THREE)

Percentage of Respondents (Responses Combined)	Office of the President/Minister	Office of a Parliamentarian	Employee of a Ministry	Consultant on Bank project/PMU	Local Government	Bilateral Agency	Multilateral Agency	Private Sector/ Financial Sector/Private Bank	NGO/ CBO	Media	Independent Government Institution	Academia/ Research Institute	Other
Water and sanitation	0.0%	0.0%	19.4%	11.1%	10.0%	15.0%	20.0%	0.0%	14.9%	37.5%	11.1%	0.0%	25.0%
Equality of opportunity	0.0%	0.0%	6.5%	16.7%	40.0%	10.0%	10.0%	4.5%	17.0%	0.0%	11.1%	21.4%	0.0%
Economic growth	62.5%	75.0%	35.5%	38.9%	20.0%	30.0%	25.0%	68.2%	25.5%	12.5%	66.7%	50.0%	31.3%
Climate change	0.0%	12.5%	6.5%	0.0%	0.0%	0.0%	0.0%	0.0%	10.6%	0.0%	0.0%	0.0%	0.0%
Disaster management	0.0%	0.0%	0.0%	0.0%	0.0%	0.0%	0.0%	4.5%	0.0%	0.0%	11.1%	0.0%	0.0%
Regional integration	0.0%	0.0%	0.0%	0.0%	0.0%	5.0%	0.0%	0.0%	0.0%	0.0%	0.0%	0.0%	0.0%
Gender	0.0%	0.0%	0.0%	0.0%	0.0%	0.0%	0.0%	0.0%	6.4%	12.5%	0.0%	0.0%	0.0%
Rural development	56.3%	25.0%	25.8%	33.3%	40.0%	35.0%	20.0%	4.5%	29.8%	37.5%	44.4%	35.7%	50.0%
Urban development	0.0%	0.0%	0.0%	0.0%	10.0%	5.0%	0.0%	0.0%	0.0%	0.0%	11.1%	0.0%	0.0%
Basic education	31.3%	87.5%	45.2%	44.4%	30.0%	45.0%	65.0%	31.8%	46.8%	62.5%	33.3%	64.3%	50.0%
Private sector regulatory framework	0.0%	0.0%	0.0%	0.0%	0.0%	0.0%	0.0%	0.0%	2.1%	0.0%	0.0%	0.0%	0.0%
Basic infrastructure	0.0%	0.0%	0.0%	0.0%	0.0%	10.0%	5.0%	22.7%	6.4%	25.0%	0.0%	14.3%	6.3%
Social protection	0.0%	0.0%	3.2%	5.6%	10.0%	0.0%	5.0%	0.0%	0.0%	0.0%	22.2%	14.3%	0.0%
Law and justice	0.0%	0.0%	3.2%	0.0%	0.0%	0.0%	5.0%	9.1%	4.3%	0.0%	0.0%	7.1%	0.0%
Transport	12.5%	0.0%	0.0%	5.6%	0.0%	5.0%	10.0%	4.5%	2.1%	0.0%	0.0%	0.0%	0.0%
Tourism	0.0%	0.0%	0.0%	5.6%	10.0%	0.0%	0.0%	4.5%	0.0%	0.0%	11.1%	7.1%	0.0%
Crime and violence	0.0%	0.0%	3.2%	0.0%	0.0%	0.0%	0.0%	4.5%	0.0%	12.5%	0.0%	0.0%	0.0%
Information and communications technology	0.0%	0.0%	0.0%	5.6%	0.0%	0.0%	0.0%	0.0%	2.1%	0.0%	0.0%	7.1%	0.0%
Public sector reform	0.0%	0.0%	0.0%	0.0%	0.0%	10.0%	0.0%	4.5%	4.3%	0.0%	0.0%	0.0%	6.3%
Domestic private sector development	6.3%	0.0%	3.2%	22.2%	10.0%	25.0%	5.0%	18.2%	2.1%	12.5%	11.1%	0.0%	12.5%
Foreign direct investment	18.8%	37.5%	12.9%	11.1%	10.0%	10.0%	5.0%	27.3%	4.3%	0.0%	11.1%	0.0%	0.0%
Global integration	0.0%	0.0%	0.0%	0.0%	0.0%	0.0%	0.0%	0.0%	0.0%	0.0%	0.0%	0.0%	0.0%
Energy	12.5%	0.0%	9.7%	16.7%	10.0%	0.0%	5.0%	0.0%	2.1%	12.5%	0.0%	7.1%	0.0%
Food security	25.0%	0.0%	29.0%	5.6%	20.0%	10.0%	15.0%	9.1%	23.4%	0.0%	0.0%	7.1%	18.8%
Higher education	6.3%	0.0%	3.2%	0.0%	0.0%	5.0%	5.0%	4.5%	6.4%	12.5%	0.0%	0.0%	0.0%
Natural resource management	6.3%	0.0%	0.0%	0.0%	0.0%	0.0%	10.0%	0.0%	2.1%	0.0%	0.0%	7.1%	0.0%
Environmental sustainability	0.0%	12.5%	3.2%	0.0%	0.0%	0.0%	0.0%	0.0%	6.4%	0.0%	0.0%	0.0%	6.3%
Health	12.5%	25.0%	19.4%	11.1%	10.0%	15.0%	20.0%	0.0%	10.6%	0.0%	0.0%	28.6%	18.8%
Public financial management	0.0%	0.0%	0.0%	5.6%	0.0%	5.0%	5.0%	0.0%	4.3%	0.0%	0.0%	0.0%	0.0%
Governance	0.0%	0.0%	6.5%	5.6%	0.0%	30.0%	10.0%	18.2%	12.8%	0.0%	22.2%	0.0%	31.3%
Agricultural development	12.5%	0.0%	16.1%	11.1%	30.0%	5.0%	10.0%	4.5%	6.4%	37.5%	0.0%	0.0%	12.5%
Labor markets/job creation/employment	37.5%	12.5%	25.8%	33.3%	30.0%	20.0%	35.0%	27.3%	34.0%	12.5%	11.1%	7.1%	31.3%
Financial markets	0.0%	0.0%	3.2%	0.0%	0.0%	0.0%	0.0%	0.0%	0.0%	0.0%	0.0%	0.0%	0.0%
Trade and exports	0.0%	0.0%	0.0%	11.1%	0.0%	0.0%	5.0%	22.7%	0.0%	0.0%	22.2%	0.0%	0.0%
Anti-corruption	0.0%	12.5%	9.7%	0.0%	10.0%	5.0%	5.0%	4.5%	12.8%	12.5%	0.0%	14.3%	0.0%

**A. General Issues facing Nicaragua (continued)**

Economic growth can be driven by a number of factors. Which THREE areas below do you believe would contribute most to generating economic growth in Nicaragua? (Choose no more than THREE)

Percentage of Respondents (Responses Combined)	Office of the President/Minister	Office of a Parliamentarian	Employee of a Ministry	Consultant on Bank project/PMU	Local Government	Bilateral Agency	Multilateral Agency	Private Sector/ Financial Sector/Private Bank	NGO/ CBO	Media	Independent Government Institution	Academia/ Research Institute	Other
Energy	37.5%	50.0%	32.3%	50.0%	40.0%	15.0%	40.0%	18.2%	34.0%	50.0%	44.4%	35.7%	31.3%
Equality of opportunity	6.3%	0.0%	3.2%	5.6%	0.0%	5.0%	0.0%	4.5%	8.5%	12.5%	0.0%	0.0%	0.0%
Social protection	0.0%	0.0%	0.0%	0.0%	0.0%	0.0%	0.0%	0.0%	0.0%	0.0%	0.0%	0.0%	0.0%
Global integration	0.0%	0.0%	3.2%	11.1%	10.0%	0.0%	5.0%	0.0%	2.1%	0.0%	22.2%	7.1%	0.0%
Climate change	0.0%	12.5%	6.5%	0.0%	0.0%	0.0%	5.0%	0.0%	6.4%	0.0%	0.0%	0.0%	0.0%
Anti-corruption	12.5%	25.0%	9.7%	11.1%	10.0%	10.0%	0.0%	13.6%	10.6%	0.0%	0.0%	28.6%	6.3%
Disaster management	0.0%	0.0%	0.0%	0.0%	0.0%	0.0%	5.0%	0.0%	2.1%	0.0%	0.0%	0.0%	0.0%
Rural development	25.0%	12.5%	29.0%	33.3%	10.0%	15.0%	20.0%	18.2%	21.3%	12.5%	0.0%	7.1%	31.3%
Foreign direct investment	37.5%	50.0%	38.7%	33.3%	30.0%	20.0%	15.0%	54.5%	21.3%	62.5%	33.3%	35.7%	43.8%
Urban development	0.0%	0.0%	3.2%	0.0%	10.0%	0.0%	0.0%	0.0%	0.0%	0.0%	11.1%	0.0%	0.0%
Water and sanitation	0.0%	12.5%	3.2%	5.6%	0.0%	15.0%	10.0%	0.0%	2.1%	0.0%	0.0%	0.0%	12.5%
Basic education	12.5%	0.0%	25.8%	22.2%	10.0%	30.0%	20.0%	18.2%	27.7%	25.0%	11.1%	21.4%	12.5%
Information and communications technology	0.0%	12.5%	0.0%	5.6%	10.0%	0.0%	0.0%	4.5%	4.3%	12.5%	0.0%	14.3%	0.0%
Private sector regulatory framework	0.0%	0.0%	3.2%	0.0%	0.0%	5.0%	0.0%	0.0%	4.3%	12.5%	22.2%	0.0%	0.0%
Tourism	6.3%	12.5%	25.8%	5.6%	10.0%	10.0%	10.0%	4.5%	8.5%	0.0%	0.0%	7.1%	6.3%
Trade and exports	18.8%	0.0%	29.0%	11.1%	30.0%	20.0%	10.0%	18.2%	10.6%	0.0%	33.3%	14.3%	25.0%
Public sector reform	0.0%	0.0%	0.0%	5.6%	0.0%	5.0%	0.0%	0.0%	2.1%	0.0%	0.0%	14.3%	0.0%
Regional integration	0.0%	0.0%	3.2%	5.6%	0.0%	5.0%	0.0%	0.0%	2.1%	0.0%	0.0%	0.0%	0.0%
Domestic private sector development	18.8%	50.0%	9.7%	11.1%	10.0%	15.0%	20.0%	22.7%	8.5%	0.0%	22.2%	0.0%	18.8%
Labor markets/job creation/employment	31.3%	0.0%	6.5%	16.7%	20.0%	40.0%	30.0%	9.1%	19.1%	37.5%	33.3%	14.3%	0.0%
Agricultural development	25.0%	0.0%	16.1%	11.1%	10.0%	0.0%	5.0%	4.5%	17.0%	12.5%	22.2%	7.1%	12.5%
Food security	0.0%	0.0%	0.0%	0.0%	0.0%	5.0%	0.0%	0.0%	6.4%	12.5%	0.0%	7.1%	0.0%
Transport	25.0%	0.0%	12.9%	5.6%	40.0%	5.0%	30.0%	13.6%	6.4%	0.0%	22.2%	14.3%	18.8%
Crime and violence	0.0%	0.0%	3.2%	0.0%	0.0%	0.0%	0.0%	0.0%	0.0%	0.0%	0.0%	0.0%	0.0%
Higher education	12.5%	0.0%	0.0%	5.6%	0.0%	10.0%	10.0%	9.1%	4.3%	0.0%	0.0%	7.1%	0.0%
Gender	0.0%	0.0%	0.0%	0.0%	0.0%	0.0%	0.0%	0.0%	2.1%	0.0%	0.0%	0.0%	0.0%
Natural resource management	6.3%	0.0%	3.2%	0.0%	0.0%	0.0%	5.0%	0.0%	0.0%	0.0%	11.1%	14.3%	0.0%
Environmental sustainability	0.0%	25.0%	3.2%	0.0%	10.0%	0.0%	5.0%	4.5%	10.6%	0.0%	0.0%	0.0%	12.5%
Health	6.3%	0.0%	0.0%	0.0%	0.0%	0.0%	0.0%	0.0%	2.1%	0.0%	0.0%	0.0%	6.3%
Basic infrastructure	18.8%	0.0%	9.7%	22.2%	0.0%	15.0%	20.0%	22.7%	14.9%	12.5%	0.0%	21.4%	31.3%
Governance	0.0%	12.5%	9.7%	16.7%	10.0%	30.0%	15.0%	22.7%	21.3%	25.0%	11.1%	21.4%	25.0%
Law and justice	0.0%	12.5%	0.0%	0.0%	10.0%	15.0%	5.0%	31.8%	10.6%	0.0%	0.0%	7.1%	6.3%
Public financial management	0.0%	12.5%	3.2%	5.6%	10.0%	10.0%	15.0%	0.0%	6.4%	0.0%	0.0%	0.0%	0.0%
Financial markets	0.0%	0.0%	3.2%	0.0%	0.0%	0.0%	0.0%	4.5%	2.1%	0.0%	0.0%	0.0%	0.0%

**B. Overall Attitudes toward the World Bank****Overall Attitudes toward the World Bank**

	Which of the following best describes your current position?																																						
	Office of the President/Minister			Office of Parliamentarian			Employee of a Ministry			Consultant on Bank Project/PMU			Local Government			Bilateral Agency			Multilateral Agency			Private Sector/Financial Sector/Private Bank			NGO/CBO			Media			Independent Government Institution			Academia/Research Institute			Other		
	N	Mean	SD	N	Mean	SD	N	Mean	SD	N	Mean	SD	N	Mean	SD	N	Mean	SD	N	Mean	SD	N	Mean	SD	N	Mean	SD	N	Mean	SD	N	Mean	SD	N	Mean	SD			
How familiar are you with the work of the World Bank in Nicaragua?	16	6.87	2.22	8	7.00	1.07	30	6.70	2.12	18	7.50	1.25	10	6.10	2.47	20	6.10	1.37	20	6.40	1.85	22	5.91	2.43	47	5.83	2.03	8	6.88	1.13	9	7.67	1.41	14	6.36	2.02	15	7.20	2.14
Overall, please rate your impression of the World Bank's effectiveness in Nicaragua.*	16	6.75	2.59	7	6.86	.90	27	7.41	1.78	18	7.67	1.08	9	7.22	1.79	19	6.21	1.36	17	6.76	1.52	20	6.55	1.70	43	5.67	2.11	8	7.50	1.41	9	7.00	1.50	13	5.46	1.45	14	6.86	1.75
To what extent do you believe the World Bank's staff is well prepared to help Nicaragua solve its most complicated development challenges?	14	7.00	2.29	7	7.14	1.57	28	7.61	1.66	16	8.19	1.38	9	8.11	1.96	17	7.41	1.12	15	7.47	1.60	17	7.65	1.37	39	6.92	1.91	7	6.86	2.41	9	7.44	1.33	13	7.00	2.35	15	7.27	1.53

(1-Not familiar at all, 10-Extremely familiar; 1-Not effective at all, 10-Very effective; 1-To no degree at all, 10-To a very significant degree) \*Significantly different between stakeholder groups

When thinking about how the World Bank can have the most impact on development results in Nicaragua, in which sectoral areas do you believe the World Bank should focus most of its attention and resources in Nicaragua?  
(Choose no more than THREE)

Percentage of Respondents (Responses Combined)	Office of the President/Minister	Office of a Parliamentarian	Employee of a Ministry	Consultant on Bank project/PMU	Local Government	Bilateral Agency	Multilateral Agency	Private Sector/Financial Sector/Private Bank	NGO/CBO	Media	Independent Government Institution	Academia/Research Institute	Other
Rural development	50.0%	25.0%	25.8%	33.3%	50.0%	15.0%	15.0%	10.0%	18.2%	34.0%	25.0%	44.4%	62.5%
Basic education	31.3%	50.0%	32.3%	22.2%	20.0%	60.0%	30.0%	27.3%	44.7%	75.0%	11.1%	57.1%	25.0%
Social protection	0.0%	0.0%	3.2%	5.6%	0.0%	0.0%	5.0%	0.0%	2.1%	0.0%	0.0%	7.1%	0.0%
Transport	12.5%	25.0%	25.8%	11.1%	40.0%	25.0%	15.0%	18.2%	2.1%	0.0%	11.1%	14.3%	25.0%
Poverty reduction	50.0%	37.5%	35.5%	50.0%	30.0%	35.0%	30.0%	27.3%	34.0%	12.5%	0.0%	14.3%	6.3%
Public sector reform	0.0%	0.0%	0.0%	0.0%	0.0%	20.0%	5.0%	9.1%	0.0%	0.0%	22.2%	14.3%	0.0%
Regional integration	6.3%	0.0%	3.2%	0.0%	0.0%	0.0%	0.0%	0.0%	0.0%	0.0%	0.0%	14.3%	6.3%
Gender	0.0%	0.0%	0.0%	0.0%	0.0%	0.0%	5.0%	0.0%	8.5%	0.0%	0.0%	0.0%	0.0%
Domestic private sector development	18.8%	0.0%	6.5%	5.6%	10.0%	10.0%	25.0%	27.3%	6.4%	0.0%	44.4%	0.0%	6.3%
Foreign direct investment	6.3%	0.0%	12.9%	11.1%	10.0%	0.0%	5.0%	22.7%	0.0%	12.5%	11.1%	7.1%	0.0%
Water and sanitation	6.3%	12.5%	32.3%	16.7%	30.0%	0.0%	20.0%	0.0%	21.3%	25.0%	22.2%	7.1%	43.8%
Energy	12.5%	12.5%	19.4%	27.8%	40.0%	10.0%	20.0%	13.6%	6.4%	37.5%	33.3%	14.3%	18.8%
Tourism	18.8%	0.0%	9.7%	0.0%	0.0%	5.0%	0.0%	4.5%	4.3%	0.0%	11.1%	0.0%	6.3%
Public financial management	0.0%	12.5%	3.2%	0.0%	0.0%	20.0%	10.0%	0.0%	2.1%	0.0%	0.0%	0.0%	0.0%
Labor markets/job creation/employment	25.0%	12.5%	6.5%	5.6%	20.0%	10.0%	30.0%	4.5%	14.9%	0.0%	0.0%	21.4%	6.3%
Financial markets	0.0%	0.0%	0.0%	0.0%	0.0%	0.0%	5.0%	9.1%	2.1%	0.0%	0.0%	0.0%	0.0%
Urban development	0.0%	0.0%	3.2%	0.0%	0.0%	5.0%	0.0%	0.0%	0.0%	12.5%	0.0%	0.0%	0.0%
Environmental sustainability	0.0%	25.0%	9.7%	0.0%	0.0%	0.0%	0.0%	9.1%	10.6%	0.0%	11.1%	0.0%	6.3%
Equality of opportunity	0.0%	0.0%	0.0%	0.0%	0.0%	0.0%	0.0%	4.5%	6.4%	0.0%	0.0%	0.0%	0.0%
Health	12.5%	0.0%	16.1%	11.1%	10.0%	10.0%	10.0%	0.0%	4.3%	12.5%	0.0%	0.0%	6.3%
Global integration	0.0%	0.0%	0.0%	0.0%	0.0%	0.0%	0.0%	0.0%	0.0%	0.0%	0.0%	0.0%	0.0%
Food security	0.0%	0.0%	6.5%	11.1%	0.0%	5.0%	5.0%	0.0%	14.9%	0.0%	22.2%	7.1%	6.3%
Climate change	0.0%	0.0%	6.5%	5.6%	0.0%	5.0%	0.0%	0.0%	8.5%	0.0%	11.1%	7.1%	0.0%
Agricultural development	12.5%	12.5%	16.1%	11.1%	0.0%	0.0%	20.0%	18.2%	12.8%	12.5%	0.0%	7.1%	12.5%
Trade and exports	6.3%	0.0%	6.5%	22.2%	10.0%	0.0%	0.0%	0.0%	0.0%	0.0%	22.2%	0.0%	0.0%
Economic growth	12.5%	37.5%	6.5%	0.0%	20.0%	30.0%	5.0%	18.2%	8.5%	12.5%	11.1%	7.1%	18.8%
Law and justice	0.0%	0.0%	0.0%	5.6%	0.0%	0.0%	0.0%	4.5%	4.3%	0.0%	0.0%	7.1%	6.3%
Private sector regulatory framework	0.0%	0.0%	0.0%	0.0%	0.0%	0.0%	5.0%	4.5%	2.1%	0.0%	0.0%	0.0%	0.0%
Crime and violence	0.0%	0.0%	0.0%	0.0%	0.0%	0.0%	0.0%	0.0%	0.0%	0.0%	0.0%	0.0%	0.0%
Higher education	0.0%	0.0%	0.0%	0.0%	0.0%	0.0%	0.0%	4.5%	0.0%	12.5%	0.0%	7.1%	6.3%
Basic infrastructure	12.5%	25.0%	0.0%	27.8%	0.0%	25.0%	20.0%	27.3%	19.1%	25.0%	0.0%	14.3%	25.0%
Natural resource management	6.3%	0.0%	0.0%	0.0%	0.0%	0.0%	5.0%	0.0%	2.1%	0.0%	0.0%	7.1%	0.0%
Anti-corruption	0.0%	12.5%	0.0%	0.0%	0.0%	0.0%	0.0%	9.1%	10.6%	12.5%	0.0%	7.1%	0.0%
Disaster management	0.0%	0.0%	9.7%	0.0%	0.0%	0.0%	5.0%	0.0%	0.0%	0.0%	0.0%	0.0%	0.0%
Governance	0.0%	0.0%	0.0%	5.6%	0.0%	5.0%	10.0%	13.6%	10.6%	12.5%	11.1%	7.1%	6.3%
Information and communications technology	0.0%	0.0%	0.0%	11.1%	0.0%	0.0%	0.0%	0.0%	0.0%	0.0%	0.0%	14.3%	0.0%

**B. Overall Attitudes toward the World Bank (continued)**

When thinking about the World Bank's role, which activity do you believe is of greatest VALUE and which activity is of second greatest value in Nicaragua?

<b>Greatest Value</b>	Office of the President/Minister	Office of a Parliamentarian	Employee of a Ministry	Consultant on Bank project/PMU	Local Government	Bilateral Agency	Multilateral Agency	Private Sector/ Financial Sector/Private Bank	NGO/ CBO	Media	Independent Government Institution	Academia/ Research Institute	Other
Percentage of Respondents													
Financial resources	93.8%	87.5%	80.0%	83.3%	80.0%	90.0%	70.0%	55.0%	55.6%	75.0%	66.7%	35.7%	86.7%
Mobilizing third party financial resources	6.3%	0.0%	13.3%	0.0%	20.0%	0.0%	5.0%	5.0%	11.1%	12.5%	33.3%	14.3%	6.7%
Technical assistance	0.0%	0.0%	3.3%	11.1%	0.0%	0.0%	0.0%	20.0%	4.4%	0.0%	0.0%	7.1%	0.0%
Policy advice	0.0%	0.0%	0.0%	0.0%	0.0%	0.0%	5.0%	5.0%	2.2%	0.0%	0.0%	0.0%	0.0%
Donor coordination	0.0%	12.5%	0.0%	5.6%	0.0%	0.0%	0.0%	0.0%	2.2%	0.0%	0.0%	0.0%	0.0%
Data for monitoring and evaluation	0.0%	0.0%	0.0%	0.0%	0.0%	0.0%	0.0%	5.0%	4.4%	0.0%	0.0%	7.1%	0.0%
Training/capacity building	0.0%	0.0%	0.0%	0.0%	0.0%	0.0%	5.0%	10.0%	11.1%	0.0%	0.0%	7.1%	0.0%
Studies/analyses	0.0%	0.0%	3.3%	0.0%	0.0%	5.0%	10.0%	0.0%	2.2%	0.0%	0.0%	7.1%	0.0%
Convening and facilitating policy dialogue	0.0%	0.0%	0.0%	0.0%	0.0%	5.0%	5.0%	0.0%	2.2%	12.5%	0.0%	21.4%	0.0%
Linkage to non-Bank expertise (i.e., South-South knowledge sharing)	0.0%	0.0%	0.0%	0.0%	0.0%	0.0%	0.0%	0.0%	2.2%	0.0%	0.0%	0.0%	6.7%
Other	0.0%	0.0%	0.0%	0.0%	0.0%	0.0%	0.0%	0.0%	2.2%	0.0%	0.0%	0.0%	0.0%

When thinking about the World Bank's role, which activity do you believe is of greatest VALUE and which activity is of second greatest value in Nicaragua?

<b>2<sup>nd</sup> Greatest Value</b>	Office of the President/Minister	Office of a Parliamentarian	Employee of a Ministry	Consultant on Bank project/PMU	Local Government	Bilateral Agency	Multilateral Agency	Private Sector/ Financial Sector/Private Bank	NGO/ CBO	Media	Independent Government Institution	Academia/ Research Institute	Other
Percentage of Respondents													
Financial resources	0.0%	12.5%	10.3%	0.0%	0.0%	10.0%	20.0%	26.3%	11.1%	12.5%	0.0%	14.3%	6.7%
Mobilizing third party financial resources	43.8%	37.5%	13.8%	38.9%	20.0%	5.0%	10.0%	21.1%	22.2%	25.0%	11.1%	21.4%	20.0%
Technical assistance	18.8%	0.0%	24.1%	33.3%	10.0%	25.0%	25.0%	10.5%	17.8%	37.5%	0.0%	28.6%	6.7%
Policy advice	0.0%	0.0%	3.4%	0.0%	10.0%	5.0%	5.0%	10.5%	4.4%	0.0%	33.3%	7.1%	13.3%
Donor coordination	6.3%	50.0%	6.9%	5.6%	30.0%	0.0%	0.0%	10.5%	8.9%	12.5%	33.3%	0.0%	13.3%
Data for monitoring and evaluation	0.0%	0.0%	0.0%	0.0%	10.0%	0.0%	10.0%	0.0%	0.0%	0.0%	0.0%	0.0%	0.0%
Training/capacity building	25.0%	0.0%	20.7%	22.2%	10.0%	25.0%	0.0%	0.0%	13.3%	12.5%	11.1%	7.1%	26.7%
Studies/analyses	6.3%	0.0%	10.3%	0.0%	0.0%	15.0%	25.0%	10.5%	8.9%	0.0%	0.0%	0.0%	13.3%
Convening and facilitating policy dialogue	0.0%	0.0%	0.0%	0.0%	0.0%	15.0%	5.0%	10.5%	6.7%	0.0%	0.0%	7.1%	0.0%
Linkage to non-Bank expertise (i.e., South-South knowledge sharing)	0.0%	0.0%	10.3%	0.0%	10.0%	0.0%	0.0%	0.0%	4.4%	0.0%	11.1%	7.1%	0.0%
Other	0.0%	0.0%	0.0%	0.0%	0.0%	0.0%	0.0%	0.0%	2.2%	0.0%	0.0%	7.1%	0.0%

**B. Overall Attitudes toward the World Bank (continued)**

Which of the following do you identify as the World Bank's greatest WEAKNESSES in its work in Nicaragua? (Choose no more than TWO)

Percentage of Respondents (Responses Combined)	Office of the President/Minister	Office of a Parliamentarian	Employee of a Ministry	Consultant on Bank project/PMU	Local Government	Bilateral Agency	Multilateral Agency	Private Sector/ Financial Sector/Private Bank	NGO/ CBO	Media	Independent Government Institution	Academia/ Research Institute	Other
Imposing technocratic solutions without regard to political realities	20.0%	25.0%	24.1%	11.1%	20.0%	10.5%	25.0%	23.8%	15.2%	25.0%	22.2%	23.1%	25.0%
Not exploring alternative policy options	20.0%	12.5%	6.9%	11.1%	10.0%	10.5%	20.0%	9.5%	10.9%	12.5%	22.2%	15.4%	18.8%
Too bureaucratic in its operational policies and procedures	46.7%	12.5%	51.7%	38.9%	40.0%	36.8%	25.0%	23.8%	28.3%	0.0%	11.1%	0.0%	18.8%
Staff too inaccessible	0.0%	25.0%	3.4%	0.0%	0.0%	5.3%	25.0%	0.0%	6.5%	25.0%	0.0%	0.0%	0.0%
Arrogant in its approach	0.0%	0.0%	0.0%	0.0%	0.0%	10.5%	0.0%	0.0%	6.5%	0.0%	0.0%	0.0%	6.3%
Not client focused	6.7%	0.0%	0.0%	0.0%	0.0%	5.3%	5.0%	9.5%	2.2%	0.0%	0.0%	0.0%	0.0%
The credibility of its knowledge/data	0.0%	0.0%	0.0%	0.0%	0.0%	0.0%	0.0%	0.0%	0.0%	0.0%	0.0%	0.0%	0.0%
Not willing to openly criticize policies and reform efforts in the country	0.0%	12.5%	0.0%	5.6%	0.0%	21.1%	15.0%	23.8%	6.5%	25.0%	11.1%	38.5%	18.8%
Too influenced by developed countries	40.0%	0.0%	10.3%	22.2%	10.0%	21.1%	15.0%	9.5%	21.7%	25.0%	33.3%	23.1%	37.5%
Not enough public disclosure of its work	0.0%	12.5%	20.7%	16.7%	30.0%	21.1%	20.0%	23.8%	21.7%	25.0%	0.0%	15.4%	6.3%
World Bank processes too slow and complex	33.3%	37.5%	51.7%	55.6%	50.0%	15.8%	5.0%	9.5%	10.9%	25.0%	33.3%	15.4%	37.5%
Not aligned with country priorities	6.7%	12.5%	6.9%	5.6%	10.0%	0.0%	0.0%	19.0%	4.3%	0.0%	22.2%	7.7%	0.0%
Not aligned with other donors' work	0.0%	25.0%	0.0%	0.0%	0.0%	15.8%	10.0%	0.0%	4.3%	0.0%	11.1%	0.0%	0.0%
Not collaborating enough with non-state actors	0.0%	12.5%	0.0%	11.1%	0.0%	10.5%	5.0%	23.8%	30.4%	12.5%	0.0%	23.1%	0.0%
Not adequately sensitive to political/social realities in Guatemala	6.7%	12.5%	6.9%	5.6%	10.0%	0.0%	5.0%	14.3%	23.9%	25.0%	33.3%	30.8%	6.3%
Other	6.7%	0.0%	3.4%	0.0%	10.0%	5.3%	10.0%	0.0%	0.0%	0.0%	0.0%	7.7%	12.5%

Which World Bank instruments do you believe are the MOST effective in reducing poverty in Nicaragua? (Choose no more than TWO)

Percentage of Respondents (Responses Combined)	Office of the President/Minister	Office of a Parliamentarian	Employee of a Ministry	Consultant on Bank project/PMU	Local Government	Bilateral Agency	Multilateral Agency	Private Sector/ Financial Sector/Private Bank	NGO/ CBO	Media	Independent Government Institution	Academia/ Research Institute	Other
Investment lending	43.8%	100.0%	51.7%	61.1%	50.0%	52.6%	65.0%	68.2%	31.9%	75.0%	77.8%	35.7%	62.5%
Capacity development	43.8%	37.5%	44.8%	50.0%	40.0%	36.8%	25.0%	13.6%	59.6%	37.5%	11.1%	57.1%	56.3%
Policy based lending/ budget support to the Government	50.0%	50.0%	44.8%	5.6%	40.0%	36.8%	25.0%	31.8%	21.3%	25.0%	33.3%	14.3%	31.3%
Analytical work	0.0%	0.0%	0.0%	0.0%	0.0%	26.3%	25.0%	9.1%	6.4%	0.0%	0.0%	21.4%	6.3%
Technical assistance	12.5%	0.0%	17.2%	27.8%	30.0%	26.3%	25.0%	40.9%	10.6%	50.0%	11.1%	57.1%	0.0%
Mobilization of other resources (Trust Funds) for development	50.0%	12.5%	31.0%	44.4%	10.0%	21.1%	35.0%	27.3%	57.4%	0.0%	55.6%	0.0%	37.5%
Other	0.0%	0.0%	0.0%	0.0%	20.0%	0.0%	0.0%	4.5%	8.5%	0.0%	11.1%	7.1%	0.0%
Don't know	0.0%	0.0%	0.0%	5.6%	0.0%	0.0%	0.0%	0.0%	0.0%	0.0%	0.0%	0.0%	0.0%

Which World Bank instruments do you believe are the LEAST effective in reducing poverty in Nicaragua? (Choose no more than TWO)

Percentage of Respondents (Responses Combined)	Office of the President/Minister	Office of a Parliamentarian	Employee of a Ministry	Consultant on Bank project/PMU	Local Government	Bilateral Agency	Multilateral Agency	Private Sector/ Financial Sector/Private Bank	NGO/ CBO	Media	Independent Government Institution	Academia/ Research Institute	Other
Investment lending	6.3%	12.5%	10.0%	0.0%	10.0%	0.0%	5.0%	0.0%	25.5%	0.0%	11.1%	35.7%	6.7%
Capacity development	6.3%	0.0%	20.0%	5.6%	30.0%	15.8%	50.0%	22.7%	6.4%	12.5%	22.2%	28.6%	0.0%
Policy based lending/ budget support to the Government	6.3%	50.0%	10.0%	33.3%	20.0%	47.4%	40.0%	27.3%	34.0%	50.0%	33.3%	50.0%	20.0%
Analytical work	81.3%	87.5%	46.7%	61.1%	40.0%	36.8%	20.0%	54.5%	48.9%	50.0%	55.6%	28.6%	66.7%
Technical assistance	62.5%	37.5%	46.7%	22.2%	20.0%	21.1%	20.0%	40.9%	36.2%	25.0%	33.3%	7.1%	33.3%
Mobilization of other resources (Trust Funds) for development	12.5%	0.0%	13.3%	27.8%	50.0%	10.5%	10.0%	9.1%	14.9%	37.5%	22.2%	50.0%	13.3%
Other	0.0%	12.5%	3.3%	5.6%	0.0%	0.0%	5.0%	0.0%	0.0%	0.0%	0.0%	0.0%	13.3%
Don't know	0.0%	0.0%	20.0%	16.7%	10.0%	15.8%	10.0%	13.6%	12.8%	0.0%	0.0%	0.0%	6.7%

**B. Overall Attitudes toward the World Bank (continued)**

Overall Attitudes toward the World Bank

	Which of the following best describes your current position?																																						
	Office of the President/Minister			Office of Parliamentarian			Employee of a Ministry			Consultant on Bank Project/PMU			Local Government			Bilateral Agency			Multilateral Agency			Private Sector/Financial Sector/Private Bank			NGO/CBO			Media			Independent Government Institution			Academia/Research Institute			Other		
	N	Mean	SD	N	Mean	SD	N	Mean	SD	N	Mean	SD	N	Mean	SD	N	Mean	SD	N	Mean	SD	N	Mean	SD	N	Mean	SD	N	Mean	SD	N	Mean	SD	N	Mean	SD			
To what extent do you believe the World Bank SHOULD seek to influence the global development agenda as related to "global public goods"?	16	6.19	3.23	8	7.75	1.49	29	6.76	2.75	16	7.25	1.95	9	7.33	2.50	20	7.35	1.73	20	7.40	2.19	22	7.64	2.40	46	7.41	2.34	8	6.75	2.43	9	8.44	1.67	14	8.57	1.55	15	7.00	1.69

(1-To no degree at all, 10-To a very significant degree)

In addition to the regular relations with the national government as its main interlocutor, which TWO of the following groups should the World Bank collaborate with more in your country to ensure better development results there? (Choose no more than TWO)

Percentage of Respondents (Responses Combined)	Office of the President/Minister	Office of a Parliamentarian	Employee of a Ministry	Consultant on Bank project/PMU	Local Government	Bilateral Agency	Multilateral Agency	Private Sector/Financial Sector/Private Bank	NGO/CBO	Media	Independent Government Institution	Academia/Research Institute	Other
NGOs	0.0%	0.0%	0.0%	3.2%	33.3%	10.0%	0.0%	0.0%	9.1%	78.7%	25.0%	11.1%	12.5%
Municipal and Local Government	87.5%	75.0%	74.2%	61.1%	90.0%	65.0%	40.0%	31.8%	51.1%	62.5%	44.4%	35.7%	75.0%
Beneficiaries	18.8%	12.5%	12.9%	16.7%	0.0%	30.0%	30.0%	18.2%	2.1%	0.0%	11.1%	21.4%	25.0%
Private sector	43.8%	25.0%	25.8%	22.2%	30.0%	45.0%	25.0%	86.4%	12.8%	37.5%	44.4%	35.7%	25.0%
Community Based Organizations (CBOs)	6.3%	37.5%	3.2%	11.1%	0.0%	5.0%	10.0%	0.0%	6.4%	25.0%	11.1%	0.0%	6.3%
Donor community	12.5%	0.0%	32.3%	5.6%	30.0%	30.0%	40.0%	4.5%	10.6%	0.0%	22.2%	7.1%	6.3%
Private foundations	0.0%	0.0%	0.0%	11.1%	0.0%	0.0%	5.0%	9.1%	2.1%	0.0%	0.0%	0.0%	6.3%
Academia/think tanks/research institutes	0.0%	0.0%	6.5%	16.7%	10.0%	10.0%	5.0%	13.6%	12.8%	0.0%	11.1%	57.1%	0.0%
Parliament	6.3%	37.5%	0.0%	0.0%	0.0%	5.0%	0.0%	4.5%	0.0%	12.5%	0.0%	14.3%	6.3%
Media	0.0%	0.0%	0.0%	0.0%	0.0%	5.0%	0.0%	4.5%	4.3%	12.5%	11.1%	0.0%	6.3%
Faith based organizations	0.0%	0.0%	0.0%	5.6%	0.0%	0.0%	0.0%	4.5%	0.0%	0.0%	0.0%	0.0%	0.0%
Autonomous regional authorities	18.8%	0.0%	22.6%	16.7%	20.0%	0.0%	30.0%	0.0%	10.6%	25.0%	22.2%	7.1%	12.5%
Indigenous people authorities	0.0%	12.5%	9.7%	0.0%	0.0%	5.0%	0.0%	4.5%	4.3%	0.0%	0.0%	0.0%	0.0%
Other	0.0%	0.0%	0.0%	0.0%	0.0%	0.0%	10.0%	4.5%	4.3%	0.0%	11.1%	0.0%	12.5%

To what extent do you agree with the following statements about the World Bank's work in Nicaragua, on a ten point scale? (1-Strongly disagree, 10-Strongly agree)

Overall Attitudes toward the World Bank

	Which of the following best describes your current position?																																						
	Office of the President/Minister			Office of Parliamentarian			Employee of a Ministry			Consultant on Bank Project/PMU			Local Government			Bilateral Agency			Multilateral Agency			Private Sector/Financial Sector/Private Bank			NGO/CBO			Media		Independent Government Institution			Academia/Research Institute			Other			
	N	Mean	SD	N	Mean	SD	N	Mean	SD	N	Mean	SD	N	Mean	SD	N	Mean	SD	N	Mean	SD	N	Mean	SD	N	Mean	SD	N	Mean	SD	N	Mean	SD	N	Mean	SD			
Overall the World Bank currently plays a relevant role in development in Nicaragua*	15	7.93	2.09	8	7.63	1.41	30	8.10	2.01	18	8.28	1.41	10	7.80	2.35	20	7.35	1.14	18	8.44	1.62	22	7.50	2.22	44	6.45	2.13	8	7.75	1.98	9	6.89	2.20	14	5.21	1.67	14	7.71	1.33
The World Bank's work is aligned with what I consider the development priorities for Nicaragua*	15	8.07	2.34	8	7.75	1.16	28	8.36	1.85	18	7.67	1.53	9	6.44	1.94	20	7.55	1.19	18	7.33	1.57	20	6.40	1.93	42	5.98	2.03	8	7.88	1.64	9	7.44	2.19	13	5.54	1.81	14	7.14	1.35
The World Bank supports programs and strategies that are realistic for Nicaragua*	14	8.64	1.91	8	7.38	1.69	29	8.52	1.70	17	8.06	1.43	10	6.90	1.91	20	7.15	1.23	18	7.56	1.62	20	6.75	1.77	40	5.87	2.08	8	7.62	1.60	9	7.56	1.74	14	5.57	2.06	14	6.86	1.29
The World Bank treats clients and stakeholders in Nicaragua with respect	13	8.38	2.10	8	8.38	1.19	27	8.67	1.62	18	8.22	1.52	9	8.22	2.54	16	7.94	1.18	18	7.89	2.00	19	8.11	1.82	38	6.92	2.52	8	7.88	2.80	9	7.44	1.42	12	6.92	2.07	13	8.00	1.63

\*Significantly different between stakeholder groups



**B. Overall Attitudes toward the World Bank (continued)**

To what extent is the World Bank an effective development partner in Nicaragua in terms of..., on a ten point scale? (1-To no degree at all, 10-To a very significant degree)

**Overall Attitudes toward the World Bank**

	Which of the following best describes your current position?																																						
	Office of the President/Minister			Office of Parliamentarian			Employee of a Ministry			Consultant on Bank Project/PMU			Local Government			Bilateral Agency			Multilateral Agency			Private Sector/Financial Sector/Private Bank			NGO/CBO			Media			Independent Government Institution			Academia/Research Institute			Other		
	N	Mean	SD	N	Mean	SD	N	Mean	SD	N	Mean	SD	N	Mean	SD	N	Mean	SD	N	Mean	SD	N	Mean	SD	N	Mean	SD	N	Mean	SD	N	Mean	SD	N	Mean	SD			
Sustainability of the results after implementation of projects	14	6.93	2.73	5	5.60	1.82	24	6.21	2.70	17	6.76	2.19	9	6.56	2.01	14	6.00	1.41	13	6.46	2.07	18	5.89	2.32	32	5.75	1.81	6	7.00	1.90	9	6.44	1.51	12	4.17	1.70	10	6.00	1.63
Responsiveness*	15	7.40	2.69	5	7.00	.71	23	7.13	2.28	18	7.33	1.37	9	7.56	1.51	15	6.33	1.40	14	6.50	1.51	19	5.95	2.32	33	5.58	1.89	7	6.43	1.13	9	6.89	1.27	10	5.90	1.10	12	6.33	2.23
Flexibility (in terms of the institution's products and services)*	15	7.00	2.39	6	7.17	.75	25	7.08	1.87	17	7.41	1.00	8	6.38	1.51	16	5.69	1.45	16	5.63	1.78	19	6.00	2.13	35	4.89	1.89	6	5.67	2.58	9	6.44	1.24	12	4.92	1.51	12	6.17	1.40
Flexibility (in terms of changing country circumstances)*	15	7.00	2.73	6	7.33	1.63	22	6.95	2.19	17	7.59	1.12	9	6.89	1.54	15	5.93	1.44	15	6.20	1.97	19	5.53	1.81	36	5.47	1.87	6	6.67	2.80	9	6.67	1.87	11	5.36	2.06	12	6.83	1.53
Being inclusive*	15	7.07	2.71	7	7.14	2.04	22	7.59	2.30	14	8.07	1.14	8	7.13	1.55	17	6.53	1.62	16	7.13	1.82	18	6.00	1.85	30	5.53	2.10	5	6.00	2.92	9	6.78	1.39	11	5.55	2.16	11	7.09	1.30
Openness (sharing data and other information)*	15	7.27	2.79	7	7.43	1.62	24	7.75	2.11	17	8.18	1.24	9	7.44	1.51	18	6.78	2.13	17	7.47	2.03	17	6.53	2.12	34	6.12	2.33	8	6.63	3.46	9	6.89	2.09	11	5.45	2.42	12	7.50	1.51
Staff accessibility*	15	7.40	2.67	6	7.50	1.97	23	7.30	2.01	17	8.00	1.17	8	7.00	2.33	17	7.65	1.90	16	6.63	1.93	17	6.94	1.75	34	6.03	2.26	8	5.00	3.12	9	7.89	1.54	10	5.80	2.30	12	7.58	1.24
Straightforwardness and honesty	15	7.33	2.66	6	8.00	.63	26	8.08	2.17	17	8.53	1.12	8	8.00	1.69	17	7.94	1.20	16	7.81	1.72	18	8.17	1.58	35	6.77	2.10	7	7.43	3.15	9	7.67	1.73	10	6.50	2.22	12	8.08	1.38
Collaboration with groups outside of the Government	11	7.27	2.49	6	7.50	2.35	14	7.07	2.16	12	6.83	1.75	7	6.43	2.15	12	5.75	1.22	13	5.92	2.36	18	6.33	1.81	38	5.55	2.52	7	5.86	3.08	9	7.78	1.72	12	4.75	2.56	9	6.22	2.33
Collaboration with the Government	15	8.07	2.37	8	8.75	.71	29	8.55	1.80	17	8.53	1.01	10	7.90	2.02	18	8.00	1.41	16	8.25	1.34	20	7.60	1.90	38	7.66	1.55	8	8.75	1.04	9	8.11	1.62	12	8.17	1.47	12	8.33	.98
Collaboration with other donors	12	7.67	2.31	3	6.33	1.53	19	7.37	2.27	15	8.20	1.15	8	8.00	1.77	19	7.26	2.05	19	6.74	1.79	17	7.76	1.79	26	6.58	2.00	5	7.60	1.82	7	8.29	1.60	9	7.11	1.36	8	7.38	1.41

\*Significantly different between stakeholder groups

When World Bank assisted reform efforts fail or are slow to take place, which TWO of the following would you attribute this to? (Choose no more than TWO)

Percentage of Respondents (Responses Combined)	Office of the President/Minister	Office of a Parliamentarian	Employee of a Ministry	Consultant on Bank project/PMU	Local Government	Bilateral Agency	Multilateral Agency	Private Sector/Financial Sector/Private Bank	NGO/CBO	Media	Independent Government Institution	Academia/Research Institute	Other
The World Bank works too slowly	53.3%	12.5%	57.1%	22.2%	22.2%	10.5%	25.0%	33.3%	21.7%	37.5%	0.0%	0.0%	21.4%
The Government works inefficiently	6.7%	25.0%	3.6%	16.7%	0.0%	26.3%	5.0%	42.9%	23.9%	37.5%	11.1%	23.1%	21.4%
There is not an adequate level of citizen participation	0.0%	25.0%	7.1%	38.9%	33.3%	0.0%	5.0%	9.5%	23.9%	12.5%	0.0%	23.1%	21.4%
There is not an adequate level of civil society participation	0.0%	12.5%	7.1%	16.7%	11.1%	5.3%	15.0%	23.8%	34.8%	12.5%	11.1%	7.7%	14.3%
Poor donor coordination	33.3%	0.0%	17.9%	5.6%	11.1%	0.0%	20.0%	0.0%	6.5%	12.5%	0.0%	7.7%	7.1%
The impact of World Bank projects is non-sustainable after closing	13.3%	50.0%	35.7%	27.8%	11.1%	21.1%	20.0%	19.0%	15.2%	12.5%	22.2%	23.1%	14.3%
Lack of/inadequate levels of capacity in Government	0.0%	0.0%	3.6%	11.1%	0.0%	47.4%	40.0%	19.0%	13.0%	12.5%	33.3%	30.8%	21.4%
Political pressures and obstacles	6.7%	25.0%	7.1%	11.1%	22.2%	21.1%	10.0%	14.3%	23.9%	25.0%	11.1%	23.1%	7.1%
Reforms are not well thought out in light of country challenges	33.3%	37.5%	17.9%	22.2%	33.3%	21.1%	10.0%	19.0%	17.4%	12.5%	44.4%	38.5%	35.7%
The World Bank is not sensitive enough to political/social realities on the ground	33.3%	12.5%	14.3%	11.1%	44.4%	21.1%	15.0%	9.5%	15.2%	0.0%	33.3%	15.4%	21.4%
Other	0.0%	0.0%	3.6%	0.0%	11.1%	0.0%	10.0%	4.8%	2.2%	0.0%	11.1%	0.0%	0.0%

### C. World Bank Effectiveness and Results

How effective do you believe the World Bank is in terms of the work it does in the following areas of development in Nicaragua, on a ten point scale? (1-Not effective at all, 10-Very effective)

#### World Bank Effectiveness and Results

	Which of the following best describes your current position?																																						
	Office of the President/Minister			Office of Parliamentarian			Employee of a Ministry			Consultant on Bank Project/PMU			Local Government			Bilateral Agency			Multilateral Agency			Private Sector/Financial Sector/Private Bank			NGO/CBO			Media			Independent Government Institution			Academia/Research Institute			Other		
	N	Mean	SD	N	Mean	SD	N	Mean	SD	N	Mean	SD	N	Mean	SD	N	Mean	SD	N	Mean	SD	N	Mean	SD	N	Mean	SD	N	Mean	SD	N	Mean	SD	N	Mean	SD			
Anti-corruption*	6	8.17	2.14	5	6.60	2.30	14	8.29	1.77	12	7.25	2.26	7	6.57	2.07	9	4.89	1.69	9	6.44	2.30	18	4.22	2.24	26	4.31	2.17	8	5.00	2.14	7	6.57	2.99	11	2.91	2.21	8	5.38	2.33
Information and communications technology*	10	6.70	2.71	3	6.67	3.06	21	7.57	2.13	14	7.86	1.99	8	7.50	2.14	7	5.00	2.08	7	7.00	2.16	19	6.16	1.61	25	6.32	2.08	7	5.14	2.12	8	7.00	1.69	8	3.75	1.98	8	6.75	1.98
Transport*	14	7.93	1.73	6	7.67	1.03	18	8.61	1.24	14	7.50	1.34	9	6.11	1.96	12	7.50	2.35	10	7.20	1.69	17	7.18	2.19	27	6.26	2.25	8	7.50	2.14	8	6.38	1.06	9	5.89	2.26	12	6.42	1.51
Law and justice*	9	6.89	1.62	3	6.67	1.53	10	7.40	1.84	10	6.50	2.12	8	5.88	1.96	6	4.50	2.07	9	4.89	1.45	18	5.00	2.33	25	4.48	2.18	7	5.29	3.20	8	6.63	1.85	8	3.75	2.43	5	4.60	1.95
Urban development*	9	6.00	2.40	6	6.83	1.83	15	7.60	2.06	10	6.50	2.01	9	5.89	2.15	9	6.33	2.55	10	6.00	1.83	14	6.21	2.12	23	4.96	1.72	7	6.71	2.43	8	6.75	1.98	7	3.29	1.80	10	5.10	2.02
Environmental sustainability*	11	7.73	1.85	7	7.71	1.38	22	7.86	2.05	14	7.14	1.99	8	6.25	2.25	14	6.79	1.97	14	6.36	2.06	15	6.07	1.79	31	5.45	2.01	8	6.00	1.85	8	7.12	1.96	8	3.75	2.05	8	5.38	1.85
Private sector regulatory framework*	9	6.67	2.60	6	6.00	2.00	8	7.25	1.49	12	7.00	1.86	4	6.25	1.50	8	6.50	1.85	8	6.75	1.28	16	5.69	1.89	24	5.46	1.86	6	4.83	2.32	8	7.25	1.83	7	4.00	2.08	8	5.38	2.13
Basic infrastructure*	10	7.60	1.58	7	6.29	1.25	20	8.15	1.31	12	7.08	1.62	10	6.60	.97	13	7.15	1.95	12	7.75	1.66	16	7.19	1.87	33	6.24	2.05	8	7.50	2.00	9	7.67	.87	10	5.60	1.84	10	6.60	1.35
Tourism	10	6.00	2.36	5	6.20	1.79	13	6.77	1.48	7	5.57	1.72	8	5.63	1.69	4	5.75	.96	7	5.71	1.80	15	6.33	1.68	24	5.92	1.89	6	6.67	3.08	7	7.00	1.41	4	5.75	2.22	8	6.50	1.07
Poverty reduction*	12	8.17	1.70	7	8.43	.98	24	8.13	1.60	15	8.00	1.31	9	5.78	1.64	14	7.07	1.59	13	7.31	.95	19	6.89	1.79	33	5.79	2.07	8	7.13	2.59	9	7.44	1.59	12	5.42	2.39	10	6.60	1.65
Gender*	7	7.14	1.21	7	6.57	2.70	18	7.50	2.04	11	7.45	1.57	8	5.88	1.89	7	6.71	1.98	13	5.15	2.27	15	5.67	2.19	29	5.14	2.13	7	5.57	2.76	8	7.00	1.41	7	4.00	2.65	7	6.00	2.00
Domestic private sector development*	8	7.63	1.92	6	7.17	.98	13	7.77	1.48	8	6.88	1.55	7	6.29	1.38	10	6.30	1.77	11	6.64	1.75	19	5.47	1.61	25	6.28	1.84	8	6.00	2.07	8	7.00	1.77	8	5.38	1.69	10	5.70	2.21
Foreign direct investment	7	6.29	2.63	5	7.20	1.92	10	6.70	2.26	7	6.29	1.89	7	5.43	2.23	7	5.86	2.19	9	6.89	2.03	18	6.33	1.71	23	6.04	1.85	6	7.00	1.90	8	7.50	2.07	8	5.13	2.10	7	5.71	1.60
Water and sanitation*	11	7.64	1.63	7	8.00	1.00	23	8.22	1.57	12	8.17	1.70	8	7.63	.92	16	7.63	1.09	15	6.87	1.64	15	7.47	1.81	38	6.39	1.94	8	8.38	1.69	9	7.67	1.22	11	6.55	1.75	11	7.27	1.10
Trade and exports	10	7.20	2.62	3	5.67	3.21	12	7.33	1.78	7	6.43	.98	7	6.14	1.68	6	5.50	1.64	9	6.11	1.17	18	6.39	1.91	21	6.00	1.70	6	7.50	1.76	7	7.00	1.53	7	5.71	1.38	8	6.38	1.92
Economic growth*	8	7.25	1.58	7	8.00	1.15	18	8.06	1.59	11	7.36	1.75	7	7.43	.98	13	6.69	1.75	11	7.45	1.21	19	6.63	1.64	27	6.37	2.13	8	7.00	2.78	9	7.56	1.74	12	5.42	2.15	10	7.10	1.79
Energy	11	7.45	2.11	6	7.17	1.33	18	7.61	1.54	10	7.80	1.03	8	6.00	1.41	9	6.67	1.73	12	7.17	1.53	17	6.76	2.22	26	6.19	2.08	6	7.50	1.97	8	7.00	1.41	10	6.10	2.13	7	6.86	1.68
Disaster management*	8	6.75	2.25	6	7.00	1.26	18	7.44	2.01	11	7.55	1.51	6	6.83	2.23	7	6.43	1.51	11	6.73	2.00	13	6.54	1.71	26	5.31	1.81	5	5.60	2.30	7	7.00	1.29	7	5.43	1.72	9	5.67	1.80
Higher education*	8	6.38	2.07	7	6.43	1.51	14	5.71	2.02	6	6.00	1.26	6	5.17	1.83	5	4.80	1.48	8	5.00	2.20	14	5.14	2.11	21	4.71	1.52	6	4.33	1.97	7	5.57	1.27	8	2.88	2.47	6	5.00	1.67
Public financial management*	9	7.22	1.48	5	7.60	1.52	17	7.82	1.85	9	7.78	.97	8	6.50	2.73	10	6.60	2.22	11	7.64	1.75	19	6.53	1.71	29	5.66	2.30	7	6.57	2.99	7	6.71	1.60	10	5.40	2.50	10	6.40	1.65
Labor markets/job creation/employment*	9	6.22	1.39	4	6.00	3.37	16	7.13	2.68	8	6.13	1.36	7	6.71	.95	7	5.14	1.68	9	6.33	1.32	16	5.06	1.81	22	4.59	2.09	6	6.00	3.03	8	6.00	2.07	8	4.00	2.07	8	5.13	1.36
Financial markets	8	6.75	1.49	4	6.50	3.00	11	6.91	2.21	7	7.43	1.13	6	6.67	1.03	5	5.80	2.05	8	6.75	1.39	15	5.60	1.64	25	6.04	1.90	5	7.00	2.55	8	7.00	1.93	9	5.22	2.05	7	6.57	2.23
Equality of opportunity*	9	7.22	1.64	4	5.50	3.00	16	7.56	1.79	11	6.82	2.09	8	6.50	1.77	5	7.00	1.87	8	6.62	1.19	13	4.38	2.10	30	4.90	2.47	7	5.57	2.44	8	6.38	1.06	7	4.14	2.04	8	6.13	1.73
Health*	11	7.36	1.57	6	7.17	1.33	22	8.27	1.61	9	8.22	1.09	9	7.00	2.18	10	6.70	1.42	13	7.23	1.88	15	7.00	1.81	33	6.00	2.08	8	7.63	1.85	8	7.00	1.07	9	5.89	2.57	10	6.00	1.25
Rural development*	12	7.83	1.34	6	7.17	.98	20	7.80	1.77	12	8.00	1.48	7	6.43	1.51	12	6.83	1.59	12	7.00	1.21	15	6.67	2.32	29	5.59	2.18	8	6.75	2.25	8	7.00	2.14	9	6.11	1.76	11	6.55	1.21
Global integration	10	7.40	1.65	4	5.25	.96	13	7.00	1.87	7	6.14	1.07	8	6.00	1.41	6	6.50	2.26	8	7.13	1.46	14	5.93	1.73	25	6.16	2.17	5	5.80	2.59	9	7.00	1.66	6	4.67	1.97	8	6.00	1.51
Food security*	9	7.56	1.33	4	5.25	1.26	22	8.27	1.58	10	7.80	1.32	8	5.88	1.81	9	5.89	1.90	12	6.58	1.38	16	6.25	2.05	29	5.86	2.23	7	7.14	3.02	8	7.13	1.46	6	5.33	1.86	9	7.00	1.22
Basic education*	10	7.90	1.60	7	6.86	2.04	20	7.75	2.38	10	8.20	1.23	8	5.50	1.51	11	6.55	2.21	15	7.47	1.64	16	5.88	2.13	34	5.88	2.06	6	6.67	2.25	8	6.75	1.83	13	4.92	2.36	9	6.33	1.58
Social protection	8	7.63	1.51	6	5.33	2.34	11	6.73	2.37	6	6.50	2.07	6	5.50	1.38	8	5.25	2.25	8	6.88	3.14	13	5.08	2.22	27	4.81	2.22	6	5.50	2.59	7	5.43	1.90	6	5.00	2.45	8	4.13	2.23
Governance*	8	7.63	1.41	7	5.86	2.41	13	6.38	2.14	10	6.60	1.17	7	6.86	1.57	10	5.30	2.00	10	5.80	2.30	18	4.67	2.40	27	5.41	2.42	7	5.43	1.72	9	6.22	1.56	11	3.45	2.73	12	5.25	2.42
Climate change	9	7.11	1.90	7	6.00	1.15	19	7.37	2.56	9	7.22	2.11	7	7.14	.89	8	6.00	2.51	9	5.78	2.05	12	6.17	1.75	28	5.54	2.19	7	5.86	2.27	8	6.50	2.14	7	4.29	1.38	9	5.67	2.45
Public sector reform	7	7.29	1.25	7	7.43	2.07	13	7.15	2.30	10	7.30	1.57	7	6.71	2.36	12	5.92	1.73	11	6.91	1.81	18	5.89	2.40	29	6.31	2.05	7	6.71	1.38	7	6.43	1.90	10	4.90	2.51	9	5.67	1.80
Regional integration	7	6.43	1.90	5	6.80	1.92	16	7.00	2.22	8	6.00	1.77	8	6.00	2.00	5	4.40	1.34	8	4.75	2.38	16	5.63	2.22	26	5.58	1.96	7	6.29	2.06	7	7.00	1.91	8	4.13	2.70	9	5.78	1.86
Agricultural development*	7	7.00	1.15	5	6.40	.89	19	7.74	1.69	11	7.18	.98	8	6.25	1.58	6	4.83	2.04	9	5.78</																			

### C. World Bank Effectiveness and Results (continued)

To what extent do you agree with the following statements about the World Bank in Nicaragua, on a ten point scale? (1-Strongly disagree, 10-Strongly agree)

#### World Bank Effectiveness and Results

	Which of the following best describes your current position?																																						
	Office of the President/Minister			Office of Parliamentarian			Employee of a Ministry			Consultant on Bank Project/PMU			Local Government			Bilateral Agency			Multilateral Agency			Private Sector/Financial Sector/Private Bank			NGO/CBO			Media			Independent Government institution			Academia/Research Institute			Other		
	N	Mean	SD	N	Mean	SD	N	Mean	SD	N	Mean	SD	N	Mean	SD	N	Mean	SD	N	Mean	SD	N	Mean	SD	N	Mean	SD	N	Mean	SD	N	Mean	SD	N	Mean	SD			
The World Bank's financial instruments meet the needs of Nicaragua*	15	7.40	1.72	8	6.75	1.39	29	7.69	2.02	17	7.12	1.80	9	6.56	1.42	17	6.88	1.58	17	7.71	.99	22	6.09	2.27	38	5.08	1.96	8	7.38	2.00	9	6.56	2.65	12	5.83	1.95	14	6.50	1.40
The World Bank meets Nicaragua's needs for knowledge services*	15	6.87	1.88	8	5.50	1.31	26	7.31	1.78	16	7.06	1.84	9	5.56	1.51	17	5.76	1.35	17	7.06	2.14	21	5.90	1.92	39	5.59	1.79	8	6.13	1.25	9	6.33	1.73	11	5.73	2.15	14	6.50	1.51
The World Bank Group (including IFC and MIGA) meets the needs of Nicaragua in mobilizing additional financial resources for development*	14	6.71	2.20	8	7.38	1.69	25	7.72	1.79	17	7.41	1.70	9	6.56	1.42	15	6.00	1.13	15	6.27	1.87	22	6.32	2.12	37	5.54	1.69	7	7.29	1.60	9	6.11	2.03	12	5.58	2.54	14	6.43	1.34

\*Significantly different between stakeholder groups

### D. The World Bank's Knowledge

How frequently do you consult World Bank knowledge and research (e.g., data, analysis, reports) in the work you do?

Percentage of Respondents	Office of the President/Minister	Office of a Parliamentarian	Employee of a Ministry	Consultant on Bank project/PMU	Local Government	Bilateral Agency	Multilateral Agency	Private Sector/Financial Sector/Private Bank	NGO/CBO	Media	Independent Government Institution	Academia/Research Institute	Other
Weekly	0.0%	12.5%	6.9%	5.6%	0.0%	0.0%	5.0%	4.5%	6.5%	25.0%	0.0%	7.1%	6.3%
Monthly	12.5%	12.5%	10.3%	33.3%	20.0%	0.0%	10.0%	13.6%	8.7%	25.0%	37.5%	14.3%	0.0%
A few times a year	62.5%	62.5%	62.1%	33.3%	30.0%	95.0%	65.0%	45.5%	63.0%	25.0%	62.5%	57.1%	56.3%
Rarely	18.8%	12.5%	20.7%	27.8%	30.0%	5.0%	15.0%	36.4%	19.6%	25.0%	0.0%	14.3%	37.5%
Never	6.3%	0.0%	0.0%	0.0%	20.0%	0.0%	5.0%	0.0%	2.2%	0.0%	0.0%	7.1%	0.0%

**D. The World Bank's Knowledge (continued)**

When thinking about the development challenges in Nicaragua, where do you believe it would be most valuable for the World Bank to focus its research and knowledge efforts in the next few years? (Choose no more than THREE)

Percentage of Respondents (Responses Combined)	Office of the President/Minister	Office of a Parliamentarian	Employee of a Ministry	Consultant on Bank project/PMU	Local Government	Bilateral Agency	Multilateral Agency	Private Sector/ Financial Sector/Private Bank	NGO/ CBO	Media	Independent Government Institution	Academia/ Research Institute	Other
Public sector reform	12.5%	0.0%	0.0%	16.7%	10.0%	35.0%	5.0%	13.6%	4.3%	0.0%	0.0%	0.0%	6.3%
Gender	0.0%	0.0%	3.3%	0.0%	0.0%	0.0%	0.0%	0.0%	10.9%	0.0%	0.0%	0.0%	0.0%
Domestic private sector development	25.0%	12.5%	6.7%	5.6%	30.0%	35.0%	35.0%	40.9%	13.0%	0.0%	33.3%	0.0%	12.5%
Foreign direct investment	0.0%	12.5%	10.0%	16.7%	20.0%	5.0%	5.0%	27.3%	6.5%	25.0%	11.1%	0.0%	6.3%
Water and sanitation	25.0%	0.0%	23.3%	16.7%	20.0%	15.0%	15.0%	0.0%	17.4%	12.5%	11.1%	0.0%	31.3%
Trade and exports	6.3%	12.5%	10.0%	11.1%	10.0%	0.0%	5.0%	4.5%	2.2%	12.5%	44.4%	0.0%	6.3%
Economic growth	37.5%	37.5%	16.7%	22.2%	20.0%	35.0%	10.0%	27.3%	19.6%	25.0%	0.0%	21.4%	25.0%
Energy	18.8%	12.5%	16.7%	22.2%	20.0%	5.0%	10.0%	13.6%	10.9%	25.0%	22.2%	14.3%	6.3%
Disaster management	0.0%	0.0%	16.7%	0.0%	0.0%	0.0%	5.0%	0.0%	8.7%	0.0%	11.1%	0.0%	0.0%
Tourism	6.3%	0.0%	6.7%	5.6%	0.0%	0.0%	0.0%	0.0%	0.0%	0.0%	0.0%	0.0%	12.5%
Basic education	25.0%	50.0%	16.7%	11.1%	10.0%	45.0%	30.0%	36.4%	28.3%	37.5%	11.1%	28.6%	25.0%
Social protection	6.3%	0.0%	0.0%	5.6%	0.0%	10.0%	10.0%	0.0%	0.0%	0.0%	33.3%	14.3%	0.0%
Climate change	6.3%	0.0%	23.3%	11.1%	20.0%	0.0%	5.0%	0.0%	19.6%	0.0%	11.1%	14.3%	12.5%
Poverty reduction	37.5%	37.5%	33.3%	22.2%	50.0%	30.0%	20.0%	22.7%	17.4%	12.5%	0.0%	7.1%	25.0%
Law and justice	0.0%	25.0%	0.0%	0.0%	0.0%	0.0%	0.0%	13.6%	6.5%	12.5%	0.0%	7.1%	6.3%
Anti-corruption	0.0%	12.5%	3.3%	0.0%	0.0%	0.0%	5.0%	4.5%	15.2%	0.0%	0.0%	14.3%	0.0%
Financial markets	0.0%	0.0%	0.0%	0.0%	0.0%	0.0%	5.0%	4.5%	2.2%	12.5%	0.0%	0.0%	0.0%
Equality of opportunity	6.3%	0.0%	0.0%	5.6%	0.0%	5.0%	0.0%	4.5%	10.9%	0.0%	0.0%	21.4%	6.3%
Urban development	0.0%	0.0%	3.3%	0.0%	0.0%	0.0%	0.0%	0.0%	2.2%	0.0%	0.0%	7.1%	0.0%
Regional integration	0.0%	0.0%	0.0%	0.0%	0.0%	0.0%	0.0%	0.0%	2.2%	0.0%	0.0%	0.0%	0.0%
Information and communications technology	12.5%	0.0%	6.7%	11.1%	10.0%	0.0%	0.0%	0.0%	4.3%	12.5%	11.1%	21.4%	0.0%
Transport	12.5%	12.5%	6.7%	5.6%	20.0%	5.0%	10.0%	13.6%	2.2%	12.5%	11.1%	7.1%	6.3%
Agricultural development	6.3%	0.0%	16.7%	16.7%	0.0%	5.0%	20.0%	13.6%	8.7%	12.5%	0.0%	21.4%	25.0%
Natural resource management	0.0%	0.0%	10.0%	0.0%	0.0%	0.0%	5.0%	0.0%	4.3%	25.0%	0.0%	7.1%	0.0%
Public financial management	0.0%	25.0%	0.0%	5.6%	0.0%	15.0%	5.0%	0.0%	2.2%	0.0%	0.0%	7.1%	0.0%
Labor markets/job creation/employment	25.0%	12.5%	10.0%	11.1%	0.0%	25.0%	30.0%	9.1%	10.9%	0.0%	11.1%	21.4%	12.5%
Crime and violence	0.0%	0.0%	3.3%	0.0%	10.0%	0.0%	0.0%	0.0%	2.2%	12.5%	0.0%	7.1%	0.0%
Health	0.0%	0.0%	16.7%	5.6%	0.0%	5.0%	5.0%	4.5%	4.3%	0.0%	0.0%	0.0%	0.0%
Rural development	25.0%	12.5%	20.0%	16.7%	20.0%	5.0%	15.0%	9.1%	15.2%	0.0%	33.3%	14.3%	31.3%
Global integration	0.0%	0.0%	0.0%	0.0%	0.0%	0.0%	0.0%	0.0%	0.0%	0.0%	0.0%	0.0%	0.0%
Food security	0.0%	12.5%	13.3%	11.1%	0.0%	0.0%	10.0%	0.0%	10.9%	12.5%	22.2%	0.0%	12.5%
Environmental sustainability	0.0%	0.0%	3.3%	0.0%	10.0%	5.0%	0.0%	9.1%	10.9%	0.0%	0.0%	0.0%	12.5%
Private sector regulatory framework	0.0%	0.0%	0.0%	0.0%	0.0%	0.0%	5.0%	4.5%	2.2%	0.0%	22.2%	0.0%	0.0%
Governance	0.0%	0.0%	0.0%	16.7%	10.0%	10.0%	15.0%	13.6%	13.0%	25.0%	0.0%	35.7%	12.5%
Basic infrastructure	6.3%	12.5%	0.0%	16.7%	0.0%	5.0%	0.0%	9.1%	4.3%	0.0%	0.0%	7.1%	0.0%
Higher education	0.0%	0.0%	0.0%	0.0%	10.0%	0.0%	10.0%	0.0%	0.0%	12.5%	0.0%	0.0%	6.3%

## How effective do you believe the World Bank's knowledge and research are at... in Nicaragua? (1-Not effective at all, 10-Very effective)

## The World Bank's Knowledge

	Which of the following best describes your current position?																																						
	Office of the President/Minister			Office of Parliamentarian			Employee of a Ministry			Consultant on Bank Project/PMU			Local Government			Bilateral Agency			Multilateral Agency			Private Sector/Financial Sector/Private Bank			NGO/CBO			Media			Independent Government Institution			Academia/Research Institute			Other		
	N	Mean	SD	N	Mean	SD	N	Mean	SD	N	Mean	SD	N	Mean	SD	N	Mean	SD	N	Mean	SD	N	Mean	SD	N	Mean	SD	N	Mean	SD	N	Mean	SD	N	Mean	SD			
Raising your awareness of the particular topic*	15	7.80	1.82	8	6.38	2.00	27	7.04	2.19	14	7.50	1.34	8	7.75	1.28	17	5.71	1.49	17	8.00	1.90	20	6.45	2.61	41	6.05	2.17	7	6.29	2.43	9	6.89	1.76	11	5.27	2.76	14	6.71	1.38
Stimulating public debate/dialogue*	12	7.25	1.96	8	5.50	1.77	23	6.48	2.48	16	7.38	1.36	9	7.11	1.90	18	5.44	1.34	18	6.78	2.60	21	6.14	2.33	40	5.50	1.95	8	6.75	2.25	9	6.78	2.05	13	4.92	3.35	14	7.07	1.44
Helping to build public consensus around reforms*	13	7.31	1.70	8	5.75	1.83	21	6.90	2.32	15	7.20	1.47	8	7.50	2.00	16	5.19	1.22	17	6.41	2.53	19	5.26	2.33	41	5.46	2.10	8	6.13	2.85	9	6.56	1.67	12	4.67	3.14	14	6.57	1.28
Enhancing your knowledge and/or skills	15	8.20	1.21	7	7.14	1.35	26	7.77	2.14	18	7.83	1.25	8	7.37	1.60	18	6.39	1.20	18	7.61	2.06	20	7.45	1.70	42	6.88	2.07	7	6.86	2.41	9	7.44	1.42	14	6.50	2.59	14	7.71	1.44
Contributing to good policy making*	15	7.93	1.49	8	6.88	.99	27	7.37	1.90	16	7.75	1.18	8	6.88	1.81	18	6.17	1.25	17	7.06	2.05	20	6.00	2.43	41	5.73	2.09	8	6.38	2.33	9	7.00	1.58	11	5.73	2.97	14	7.14	1.46
Providing support for program implementation*	12	8.25	1.22	8	7.75	1.39	26	7.50	1.84	18	7.94	1.30	8	7.63	1.19	18	6.61	1.33	16	7.94	1.61	19	7.47	1.68	41	6.37	1.96	7	6.43	2.64	9	7.67	1.73	12	6.17	2.66	13	6.92	1.66

\*Significantly different between stakeholder groups

## To what extent do you believe that the World Bank's knowledge and research... in Nicaragua? (1-To no degree at all, 10-To a very significant degree)

## The World Bank's Knowledge

	Which of the following best describes your current position?																																						
	Office of the President/Minister			Office of Parliamentarian			Employee of a Ministry			Consultant on Bank Project/PMU			Local Government			Bilateral Agency			Multilateral Agency			Private Sector/Financial Sector/Private Bank			NGO/CBO			Media			Independent Government Institution			Academia/Research Institute			Other		
	N	Mean	SD	N	Mean	SD	N	Mean	SD	N	Mean	SD	N	Mean	SD	N	Mean	SD	N	Mean	SD	N	Mean	SD	N	Mean	SD	N	Mean	SD	N	Mean	SD	N	Mean	SD			
Are timely	12	8.25	1.14	8	7.00	1.69	26	7.23	2.39	17	7.53	1.70	8	7.50	1.31	19	6.63	1.54	16	7.69	1.30	20	7.15	2.06	40	6.35	2.03	7	6.86	2.04	9	7.11	1.62	13	5.62	2.66	13	7.08	2.10
Include appropriate level of stakeholder involvement during preparation*	12	7.83	1.34	8	7.00	2.07	22	7.23	1.82	16	7.75	1.53	8	6.50	1.41	17	5.35	1.66	16	6.69	1.66	19	6.16	2.06	39	5.41	2.10	5	6.20	1.92	9	6.89	1.83	10	4.60	2.91	13	6.62	1.71
Are relevant to Nicaragua's development priorities*	12	7.75	1.86	8	7.75	1.67	26	7.69	2.05	18	8.00	1.37	7	7.57	1.27	19	6.63	1.61	16	7.87	1.45	19	7.05	2.12	41	5.93	2.10	6	7.67	1.86	9	7.33	1.80	13	6.08	2.36	14	6.64	1.50
Provide feasible recommendations*	16	7.63	1.89	8	7.50	1.41	28	7.39	1.97	17	7.76	1.56	7	7.57	1.13	17	6.41	1.50	15	7.47	1.13	18	7.28	1.90	41	6.02	2.03	6	7.50	2.17	9	7.22	1.92	13	5.77	2.31	13	6.77	1.36
Are accessible (well written and easy to understand)	15	7.13	2.61	7	7.14	1.21	29	7.10	1.93	18	7.39	1.94	8	6.50	2.07	19	6.63	1.77	15	7.00	1.81	20	6.45	2.19	43	6.00	2.38	5	5.80	1.79	9	7.56	1.51	14	6.36	2.41	13	7.31	1.44
A source of relevant information on global good practices	15	7.73	1.94	8	7.00	1.07	26	7.23	2.07	17	8.12	1.54	7	7.29	1.25	18	6.50	1.98	15	7.73	1.33	21	7.38	1.69	43	6.81	2.32	7	6.86	2.48	9	7.67	1.58	13	7.00	2.38	14	7.57	1.45
Are adequately disseminated*	16	6.56	2.31	8	7.00	1.07	26	6.46	2.30	18	6.39	2.28	8	5.63	1.92	18	5.61	1.91	18	5.72	1.74	20	5.10	2.05	45	4.93	2.35	7	5.29	2.50	9	7.22	2.54	13	4.69	2.29	13	6.46	1.66
Are adaptable to Nicaragua's specific development challenges and country circumstances*	13	7.62	1.56	8	7.75	1.04	26	7.54	1.86	15	7.67	1.54	9	6.67	2.00	18	5.78	1.48	15	6.87	2.00	19	6.42	1.95	43	5.88	2.13	6	6.33	2.66	9	7.22	2.05	13	5.31	2.50	12	6.58	1.51

\*Significantly different between stakeholder groups

## The World Bank's Knowledge

	Which of the following best describes your current position?																																						
	Office of the President/Minister			Office of Parliamentarian			Employee of a Ministry			Consultant on Bank Project/PMU			Local Government			Bilateral Agency			Multilateral Agency			Private Sector/Financial Sector/Private Bank			NGO/CBO			Media			Independent Government Institution			Academia/Research Institute			Other		
	N	Mean	SD	N	Mean	SD	N	Mean	SD	N	Mean	SD	N	Mean	SD	N	Mean	SD	N	Mean	SD	N	Mean	SD	N	Mean	SD	N	Mean	SD	N	Mean	SD	N	Mean	SD			
Overall, how significant a contribution do you believe the World Bank's knowledge and research make to development results in your country?	15	7.07	2.22	8	6.88	.64	29	7.21	1.90	16	7.69	1.25	10	7.20	1.48	18	5.67	1.19	17	6.94	1.48	20	6.55	1.67	40	6.55	2.10	7	7.43	1.81	9	6.89	1.45	13	5.92	1.98	14	6.64	1.39
Overall, how would you rate the technical quality of the World Bank's knowledge/research?	14	8.36	1.55	8	7.88	1.13	29	8.07	1.41	18	8.50	1.29	10	7.30	1.95	19	7.47	1.31	19	8.53	1.39	22	7.91	1.54	40	7.82	1.63	7	8.14	1.07	9	8.22	1.20	13	8.15	1.34	13	8.15	1.34
Overall, how effective is the World Bank at providing linkage to non-Bank expertise (i.e., South-South knowledge sharing, etc.)?	13	7.77	1.88	7	7.29	1.70	26	7.23	1.77	14	7.71	1.33	6	7.50	1.64	13	6.69	2.10	11	7.36	1.57	15	6.73	1.87	37	6.68	2.20	3	7.33	1.53	7	7.43	1.72	10	5.20	3.01	12	7.08	1.38

(1-Not significant at all, 10-Very significant; 1-Very low technical quality, 10-Very high technical quality; 1-Not effective at all, 10-Very effective)

## E. Working with the World Bank

To what extent do you agree/disagree with the following statements, on a ten point scale? (1-Strongly disagree, 10-Strongly agree)

### Working with the World Bank

	Which of the following best describes your current position?																																						
	Office of the President/Minister			Office of Parliamentarian			Employee of a Ministry			Consultant on Bank Project/PMU			Local Government			Bilateral Agency			Multilateral Agency			Private Sector/Financial Sector/Private Bank			NGO/CBO			Media			Independent Government Institution			Academia/Research Institute			Other		
	N	Mean	SD	N	Mean	SD	N	Mean	SD	N	Mean	SD	N	Mean	SD	N	Mean	SD	N	Mean	SD	N	Mean	SD	N	Mean	SD	N	Mean	SD	N	Mean	SD	N	Mean	SD			
The World Bank disburses funds promptly	14	6.36	3.48	8	7.38	1.30	29	6.52	2.32	17	7.24	2.39	6	6.83	1.60	11	5.45	1.63	14	6.14	2.38	19	6.32	2.60	33	5.45	2.59	8	6.13	1.81	9	7.00	1.50	8	5.50	2.27	12	5.00	2.30
The World Bank effectively monitors and evaluates the projects and programs it supports*	16	7.94	2.08	8	7.13	1.55	30	8.33	1.67	18	8.72	1.13	10	7.50	2.12	14	6.79	2.04	16	7.19	1.56	19	7.89	2.40	36	6.94	2.04	7	7.43	1.90	9	7.56	1.33	10	6.90	1.29	13	7.31	1.60
The World Bank's approvals and reviews are done in a timely fashion	15	6.73	3.15	8	7.00	1.41	30	7.33	2.11	18	7.67	1.97	7	7.00	1.53	10	6.40	1.96	14	7.14	1.46	20	6.60	2.11	34	6.24	2.18	7	6.14	2.34	9	7.67	1.41	8	6.25	1.98	12	6.00	1.81
The World Bank's "Safeguard Policy" requirements are reasonable	13	6.31	3.43	8	7.13	1.13	26	7.15	2.24	15	8.13	.92	4	8.25	1.26	9	6.44	1.59	14	7.50	1.51	16	7.19	1.72	25	6.96	2.19	5	5.40	2.70	8	7.62	1.19	4	6.50	1.73	10	6.60	1.43
The World Bank imposes reasonable conditions on its lending	16	6.38	3.07	8	7.38	.92	25	6.92	2.38	18	7.67	1.24	7	6.14	1.68	11	6.64	2.38	17	7.18	1.88	20	6.65	2.50	30	6.00	2.55	8	6.75	1.98	8	7.25	1.83	8	5.88	1.81	13	7.00	1.63
Working with the World Bank increases Nicaragua's institutional capacity*	16	7.44	2.31	8	8.38	.74	28	7.57	2.18	18	8.50	.92	8	7.38	2.07	15	6.40	2.03	17	7.41	1.70	22	7.59	1.62	39	6.85	2.37	8	7.00	2.67	8	7.25	1.28	13	5.08	2.56	15	7.67	1.40
The World Bank ensures consistency and continuity through staff changes	16	7.00	2.53	6	7.50	1.38	22	7.18	2.42	18	7.89	1.28	6	7.17	2.14	9	7.33	1.66	13	6.77	2.01	18	7.67	1.75	28	6.71	2.29	5	7.80	2.17	9	7.56	1.74	9	4.89	2.67	11	7.64	1.80
The World Bank's teams and visits are well coordinated	15	7.40	2.82	6	8.00	1.10	29	8.10	1.99	18	8.50	1.04	9	7.44	1.81	12	7.25	2.05	15	7.40	1.76	20	7.65	2.13	28	7.36	2.18	5	8.20	1.10	9	7.67	1.58	4	6.75	2.63	12	7.75	1.66
Where country systems are adequate, the World Bank makes appropriate use of them	15	7.07	2.37	6	8.00	1.26	28	7.86	2.29	15	8.07	1.22	5	8.20	1.10	12	7.00	2.04	12	7.33	1.61	16	8.50	1.37	27	7.04	2.17	3	7.33	.58	8	7.62	1.41	4	7.50	.58	11	7.27	1.68
The World Bank provides effective implementation support	15	7.67	1.76	7	7.86	1.21	29	8.03	1.99	18	8.67	1.03	9	7.44	.88	13	7.38	1.71	17	7.00	1.80	20	7.90	2.17	38	7.05	2.34	7	7.00	1.83	9	7.89	1.05	7	7.29	1.25	13	7.92	1.38
The World Bank's approvals and reviews for procurement and financial management are well justified	15	6.93	2.37	7	8.14	.90	28	8.00	2.11	18	8.33	1.68	5	6.60	2.61	8	6.87	2.03	12	7.58	1.98	19	7.84	2.17	28	7.07	2.49	3	7.00	3.46	9	7.89	1.27	6	7.33	1.03	11	7.91	1.45

\*Significantly different between stakeholder groups

## G. The Future Role of the World Bank in Nicaragua

### The Future Role of the World Bank Group in Nicaragua

	Which of the following best describes your current position?																																						
	Office of the President/Minister			Office of Parliamentarian			Employee of a Ministry			Consultant on Bank Project/PMU			Local Government			Bilateral Agency			Multilateral Agency			Private Sector/Financial Sector/Private Bank			NGO/CBO			Media			Independent Government Institution			Academia/Research Institute			Other		
	N	Mean	SD	N	Mean	SD	N	Mean	SD	N	Mean	SD	N	Mean	SD	N	Mean	SD	N	Mean	SD	N	Mean	SD	N	Mean	SD	N	Mean	SD	N	Mean	SD	N	Mean	SD			
How significant a role do you believe the World Bank SHOULD play in Nicaragua's development in the near future ?	16	8.69	1.99	8	9.00	1.07	31	8.52	1.65	18	8.44	1.42	10	8.40	2.32	19	7.74	1.59	20	8.10	1.92	22	9.32	.78	45	8.13	2.01	8	8.50	1.20	9	8.56	1.01	14	8.50	1.40	15	8.60	99

(1-Not a significant role at all, 10-Very significant role)

### G. The Future Role of the World Bank in Nicaragua (continued)

Which of the following SHOULD the World Bank do to make itself of greater value in Nicaragua? (Choose no more than TWO)

Percentage of Respondents (Responses Combined)	Office of the President/Minister	Office of a Parliamentarian	Employee of a Ministry	Consultant on Bank project/PMU	Local Government	Bilateral Agency	Multilateral Agency	Private Sector/ Financial Sector/Private Bank	NGO/ CBO	Media	Independent Government Institution	Academia/ Research Institute	Other
Improve the quality of its experts as related to Nicaragua's specific challenges	12.5%	12.5%	20.0%	11.1%	20.0%	5.9%	10.0%	20.0%	19.1%	37.5%	44.4%	50.0%	6.7%
Reduce the complexity of obtaining World Bank financing	68.8%	62.5%	63.3%	50.0%	90.0%	17.6%	30.0%	50.0%	46.8%	50.0%	66.7%	0.0%	53.3%
Focus primarily on advocacy issues	18.8%	37.5%	20.0%	27.8%	10.0%	52.9%	50.0%	30.0%	27.7%	50.0%	11.1%	35.7%	26.7%
Improve the competitiveness of its financing compared to markets	0.0%	12.5%	10.0%	0.0%	0.0%	17.6%	10.0%	15.0%	6.4%	0.0%	0.0%	7.1%	6.7%
Ensure greater selectivity in its work	6.3%	0.0%	0.0%	0.0%	0.0%	11.8%	15.0%	10.0%	6.4%	0.0%	22.2%	14.3%	13.3%
Provide more adequate data/knowledge/statistics/figures on Nicaragua's economy	0.0%	0.0%	3.3%	22.2%	20.0%	11.8%	10.0%	0.0%	27.7%	37.5%	11.1%	21.4%	6.7%
Offer more innovative financial products	18.8%	0.0%	20.0%	22.2%	10.0%	52.9%	5.0%	30.0%	25.5%	0.0%	11.1%	21.4%	33.3%
Offer more innovative knowledge services	0.0%	12.5%	0.0%	11.1%	10.0%	5.9%	10.0%	5.0%	14.9%	12.5%	0.0%	28.6%	13.3%
Increase availability of fee-based services	6.3%	0.0%	0.0%	5.6%	0.0%	0.0%	0.0%	5.0%	2.1%	0.0%	0.0%	0.0%	0.0%
Work faster	37.5%	25.0%	30.0%	11.1%	30.0%	5.9%	25.0%	5.0%	4.3%	12.5%	0.0%	7.1%	6.7%
Greater collaboration and synergy within the World Bank Group (IDA, IFC, and MIGA)	12.5%	37.5%	10.0%	22.2%	10.0%	0.0%	10.0%	15.0%	4.3%	0.0%	22.2%	0.0%	13.3%
Other	0.0%	0.0%	6.7%	0.0%	0.0%	5.9%	10.0%	5.0%	4.3%	0.0%	11.1%	0.0%	13.3%

The Future Role of the World Bank in Nicaragua

	Which of the following best describes your current position?																																						
	Office of the President/Minister			Office of Parliamentarian			Employee of a Ministry			Consultant on Bank Project/PMU			Local Government			Bilateral Agency			Multilateral Agency			Private Sector/Financial Sector/Private Bank			NGO/CBO			Media			Independent Government Institution			Academia/Research Institute			Other		
	N	Mean	SD	N	Mean	SD	N	Mean	SD	N	Mean	SD	N	Mean	SD	N	Mean	SD	N	Mean	SD	N	Mean	SD	N	Mean	SD	N	Mean	SD	N	Mean	SD	N	Mean	SD			
How familiar are you with the work of the International Finance Corporation (IFC) in Nicaragua?	16	3.75	2.41	8	5.63	3.46	30	4.53	2.96	18	4.72	2.56	10	4.60	2.80	19	3.42	2.27	20	3.70	2.96	22	5.18	2.94	47	3.57	2.53	8	5.88	2.03	9	6.67	2.74	14	4.29	3.31	15	4.80	2.91
How effectively do you believe the different parts of the World Bank Group (IBRD/IDA and IFC) collaborate and coordinate efforts in Nicaragua?	9	4.44	2.83	6	6.83	3.06	18	7.11	2.05	12	6.83	2.17	6	7.00	2.19	5	5.60	1.82	9	5.78	2.49	14	7.00	1.41	18	5.61	1.61	8	7.00	1.69	9	7.00	1.66	6	6.67	2.66	9	7.00	1.00
How significant a role do you believe IFC, through its support for the private sector, SHOULD play in helping Nicaragua achieve its economic and social development goals in the future?	12	7.58	2.71	6	9.00	.89	22	8.09	1.87	12	7.75	1.86	9	8.22	2.33	10	7.60	1.84	13	8.15	1.52	17	9.18	.81	31	7.45	2.06	7	7.86	1.57	9	8.22	1.48	10	8.70	1.34	12	8.50	1.31

(1-Not familiar at all, 10-Extremely familiar; 1-Not effective at all, 10-Very effective; 1-Not a significant role at all, 10-Very significant role)

## G. Communication and Information Sharing

How do you get most of your information about economic and social development issues in Nicaragua? (Choose no more than TWO)

Percentage of Respondents (Responses Combined)	Office of the President/Minister	Office of a Parliamentarian	Employee of a Ministry	Consultant on Bank project/PMU	Local Government	Bilateral Agency	Multilateral Agency	Private Sector/ Financial Sector/Private Bank	NGO/ CBO	Media	Independent Government Institution	Academia/ Research Institute	Other
Local newspapers	43.8%	57.1%	35.5%	66.7%	60.0%	75.0%	30.0%	68.2%	57.8%	50.0%	33.3%	50.0%	50.0%
International newspapers	0.0%	0.0%	0.0%	16.7%	0.0%	5.0%	5.0%	4.5%	2.2%	12.5%	0.0%	7.1%	6.3%
Local radio	0.0%	0.0%	9.7%	0.0%	0.0%	0.0%	0.0%	0.0%	0.0%	0.0%	0.0%	0.0%	0.0%
International radio	0.0%	0.0%	0.0%	0.0%	0.0%	0.0%	0.0%	0.0%	0.0%	0.0%	0.0%	0.0%	0.0%
Local television	12.5%	28.6%	45.2%	27.8%	30.0%	5.0%	15.0%	9.1%	20.0%	25.0%	0.0%	14.3%	37.5%
International television	0.0%	0.0%	9.7%	16.7%	20.0%	0.0%	0.0%	13.6%	4.4%	0.0%	11.1%	0.0%	0.0%
Periodicals	50.0%	14.3%	25.8%	16.7%	20.0%	45.0%	55.0%	31.8%	42.2%	37.5%	55.6%	57.1%	50.0%
Internet	62.5%	28.6%	54.8%	50.0%	70.0%	65.0%	65.0%	40.9%	57.8%	62.5%	88.9%	42.9%	43.8%
Social media (Facebook, Twitter, YouTube)	6.3%	14.3%	3.2%	0.0%	0.0%	0.0%	0.0%	0.0%	2.2%	12.5%	0.0%	7.1%	0.0%
Blogs	0.0%	0.0%	0.0%	0.0%	0.0%	0.0%	0.0%	0.0%	0.0%	0.0%	0.0%	7.1%	0.0%
Mobile phones	6.3%	0.0%	0.0%	0.0%	0.0%	0.0%	0.0%	0.0%	0.0%	0.0%	0.0%	0.0%	0.0%
Instant messaging	6.3%	0.0%	0.0%	5.6%	0.0%	0.0%	0.0%	0.0%	0.0%	0.0%	0.0%	0.0%	0.0%
Other	6.3%	28.6%	9.7%	0.0%	0.0%	5.0%	20.0%	18.2%	8.9%	0.0%	11.1%	7.1%	0.0%

How would you prefer to receive information from the World Bank? (Choose no more than TWO)

Percentage of Respondents (Responses Combined)	Office of the President/Minister	Office of a Parliamentarian	Employee of a Ministry	Consultant on Bank project/PMU	Local Government	Bilateral Agency	Multilateral Agency	Private Sector/ Financial Sector/Private Bank	NGO/ CBO	Media	Independent Government Institution	Academia/ Research Institute	Other
World Bank website	37.5%	25.0%	45.2%	38.9%	60.0%	30.0%	40.0%	22.7%	34.0%	14.3%	55.6%	42.9%	43.8%
Direct contact with World Bank (i.e., face to face meetings/discussions)	12.5%	50.0%	19.4%	11.1%	20.0%	40.0%	30.0%	36.4%	21.3%	14.3%	22.2%	21.4%	25.0%
e-Newsletters	56.3%	25.0%	54.8%	55.6%	40.0%	55.0%	20.0%	59.1%	46.8%	85.7%	33.3%	50.0%	37.5%
Instant messaging	0.0%	0.0%	3.2%	0.0%	10.0%	5.0%	0.0%	4.5%	4.3%	0.0%	0.0%	7.1%	12.5%
World Bank seminars/workshops/conferences	43.8%	62.5%	48.4%	55.6%	30.0%	10.0%	50.0%	31.8%	42.6%	42.9%	55.6%	35.7%	37.5%
World Bank Public Information Center	6.3%	12.5%	3.2%	11.1%	10.0%	5.0%	5.0%	9.1%	10.6%	14.3%	0.0%	7.1%	6.3%
World Bank publications and other written materials	37.5%	12.5%	25.8%	27.8%	0.0%	50.0%	35.0%	22.7%	31.9%	14.3%	22.2%	28.6%	31.3%
Mobile phones	0.0%	12.5%	0.0%	0.0%	20.0%	0.0%	0.0%	4.5%	2.1%	0.0%	0.0%	0.0%	0.0%
Social media (Facebook, Twitter, YouTube)	6.3%	0.0%	0.0%	0.0%	10.0%	0.0%	10.0%	4.5%	4.3%	0.0%	0.0%	0.0%	0.0%
Blogs	0.0%	0.0%	0.0%	0.0%	0.0%	0.0%	0.0%	0.0%	0.0%	0.0%	0.0%	0.0%	0.0%
Other	0.0%	0.0%	0.0%	0.0%	0.0%	0.0%	0.0%	4.5%	0.0%	0.0%	0.0%	7.1%	0.0%

Are you aware of the World Bank's Access to Information Policy under which the Bank will now disclose any information in its possession that is not a list of exceptions?

Percentage of Respondents	Office of the President/Minister	Office of a Parliamentarian	Employee of a Ministry	Consultant on Bank project/PMU	Local Government	Bilateral Agency	Multilateral Agency	Private Sector/ Financial Sector/Private Bank	NGO/ CBO	Media	Independent Government Institution	Academia/ Research Institute	Other
Yes	20.0%	37.5%	27.6%	28.6%	11.1%	15.8%	35.0%	28.6%	13.3%	37.5%	44.4%	57.1%	13.3%
No	80.0%	62.5%	72.4%	71.4%	88.9%	84.2%	65.0%	71.4%	86.7%	62.5%	55.6%	42.9%	86.7%

Have you requested information from the World Bank on its activities in the past year?

Percentage of Respondents	Office of the President/Minister	Office of a Parliamentarian	Employee of a Ministry	Consultant on Bank project/PMU	Local Government	Bilateral Agency	Multilateral Agency	Private Sector/ Financial Sector/Private Bank	NGO/ CBO	Media	Independent Government Institution	Academia/ Research Institute	Other
Yes	12.5%	12.5%	13.3%	5.9%	12.5%	15.8%	15.8%	25.0%	11.4%	50.0%	22.2%	14.3%	0.0%
No	87.5%	87.5%	86.7%	94.1%	87.5%	84.2%	84.2%	75.0%	88.6%	50.0%	77.8%	85.7%	100.0%



**G. Communication and Information Sharing (continued)**

Were you able to obtain this information?

Percentage of Respondents	Office of the President/Minister	Office of a Parliamentarian	Employee of a Ministry	Consultant on Bank project/PMU	Local Government	Bilateral Agency	Multilateral Agency	Private Sector/ Financial Sector/Private Bank	NGO/ CBO	Media	Independent Government Institution	Academia/ Research Institute	Other
Yes	100.0%	100.0%	100.0%	100.0%	0.0%	100.0%	100.0%	100.0%	80.0%	75.0%	100.0%	100.0%	0.0%
No	0.0%	0.0%	0.0%	0.0%	100.0%	0.0%	0.0%	0.0%	20.0%	25.0%	0.0%	0.0%	0.0%

Do you have access to the Internet?

Percentage of Respondents	Office of the President/Minister	Office of a Parliamentarian	Employee of a Ministry	Consultant on Bank project/PMU	Local Government	Bilateral Agency	Multilateral Agency	Private Sector/ Financial Sector/Private Bank	NGO/ CBO	Media	Independent Government Institution	Academia/ Research Institute	Other
Yes	100.0%	100.0%	96.7%	94.4%	88.9%	100.0%	100.0%	100.0%	100.0%	100.0%	100.0%	100.0%	100.0%
No	0.0%	0.0%	3.3%	5.6%	11.1%	0.0%	0.0%	0.0%	0.0%	0.0%	0.0%	0.0%	0.0%

Do you use/have used the World Bank website?

Percentage of Respondents	Office of the President/Minister	Office of a Parliamentarian	Employee of a Ministry	Consultant on Bank project/PMU	Local Government	Bilateral Agency	Multilateral Agency	Private Sector/ Financial Sector/Private Bank	NGO/ CBO	Media	Independent Government Institution	Academia/ Research Institute	Other
Yes	87.5%	75.0%	80.0%	77.8%	55.6%	94.7%	90.0%	66.7%	86.0%	75.0%	77.8%	92.3%	93.3%
No	12.5%	25.0%	20.0%	22.2%	44.4%	5.3%	10.0%	33.3%	14.0%	25.0%	22.2%	7.7%	6.7%

Which do you primarily use?\*

Percentage of Respondents	Office of the President/Minister	Office of a Parliamentarian	Employee of a Ministry	Consultant on Bank project/PMU	Local Government	Bilateral Agency	Multilateral Agency	Private Sector/ Financial Sector/Private Bank	NGO/ CBO	Media	Independent Government Institution	Academia/ Research Institute	Other
The World Bank's country website	53.3%	71.4%	64.0%	33.3%	66.7%	40.0%	27.8%	35.3%	55.3%	16.7%	57.1%	33.3%	80.0%
The World Bank's main website	46.7%	28.6%	36.0%	66.7%	33.3%	60.0%	72.2%	64.7%	44.7%	83.3%	42.9%	66.7%	20.0%

\*Significantly different between stakeholder groups

Do you use/have you used the World Bank's Public Information Centers (PICs) in Nicaragua?

Percentage of Respondents	Office of the President/Minister	Office of a Parliamentarian	Employee of a Ministry	Consultant on Bank project/PMU	Local Government	Bilateral Agency	Multilateral Agency	Private Sector/ Financial Sector/Private Bank	NGO/ CBO	Media	Independent Government Institution	Academia/ Research Institute	Other
Yes	6.3%	42.9%	10.7%	11.1%	20.0%	10.5%	15.0%	5.0%	21.3%	25.0%	11.1%	42.9%	6.7%
No	50.0%	28.6%	71.4%	72.2%	60.0%	52.6%	65.0%	70.0%	59.6%	50.0%	77.8%	35.7%	73.3%
I don't know what PIC is	43.8%	28.6%	17.9%	16.7%	20.0%	36.8%	20.0%	25.0%	19.1%	25.0%	11.1%	21.4%	20.0%

### G. Communication and Information Sharing (continued)

Please rate how much you agree with the following statements, on a ten point scale. (1-Strongly disagree, 10-Strongly agree)

#### Communication and Information Sharing

	Which of the following best describes your current position?																																						
	Office of the President/Minister			Office of Parliamentarian			Employee of a Ministry			Consultant on Bank Project/PMU			Local Government			Bilateral Agency			Multilateral Agency			Private Sector/Financial Sector/Private Bank			NGO/CBO			Media			Independent Government Institution			Academia/Research Institute			Other		
	N	Mean	SD	N	Mean	SD	N	Mean	SD	N	Mean	SD	N	Mean	SD	N	Mean	SD	N	Mean	SD	N	Mean	SD	N	Mean	SD	N	Mean	SD	N	Mean	SD	N	Mean	SD			
I use more data from the World Bank as a result of the organization's Open Data policy	9	5.56	3.61	6	6.33	1.86	20	5.25	2.31	11	7.45	2.38	5	4.80	1.48	10	5.50	2.07	10	6.20	3.05	12	5.58	2.71	32	5.31	2.63	7	7.00	2.58	7	6.57	2.07	7	5.86	3.24	13	6.08	2.40
The World Bank's PIC is a valuable source of information related to development in Nicaragua	3	9.00	1.00	3	7.33	1.15	5	7.40	1.52	3	8.67	.58	2	7.00	2.83	4	7.25	1.50	3	8.00	2.00	4	5.00	1.83	12	6.83	1.99	3	6.00	2.65	2	9.00	1.41	6	6.67	2.42	3	7.00	2.00
I find the World Bank websites easy to navigate	11	7.82	1.89	7	7.29	1.89	23	8.00	1.60	13	7.85	1.68	5	7.00	2.24	19	7.26	1.52	17	7.59	1.62	12	7.58	1.98	35	6.54	2.56	6	8.17	.98	6	8.17	1.17	11	7.64	1.12	13	7.77	1.69
I find the information on the World Bank's websites useful	14	8.21	1.72	7	7.71	1.11	21	8.24	1.51	12	8.67	.98	5	7.60	2.51	19	7.32	1.67	17	8.00	1.77	13	7.62	2.29	36	7.06	1.84	6	8.33	1.37	7	8.86	.90	11	8.09	1.45	13	7.92	1.26
When I need information from the World Bank I know how to find it*	15	6.93	2.60	7	5.86	2.73	23	8.17	1.56	12	8.08	1.08	6	7.00	2.00	15	6.93	2.28	20	6.75	2.73	15	6.40	2.82	37	5.38	2.38	7	5.00	3.16	9	8.11	1.69	11	3.45	2.94	13	6.38	2.29
The World Bank is responsive to my information requests and inquiries	13	6.54	3.38	5	7.60	1.95	21	7.62	1.43	12	8.42	1.00	4	6.75	1.50	13	7.77	2.01	11	7.36	2.20	10	7.10	2.69	27	6.26	2.18	8	5.63	3.07	7	7.86	2.41	4	7.00	2.31	7	8.29	1.70

\*Significantly different between stakeholder groups

### H. Background Information

Currently, do you professionally collaborate/work with the World Bank in your country?

Percentage of Respondents	Office of the President/Minister	Office of a Parliamentarian	Employee of a Ministry	Consultant on Bank project/PMU	Local Government	Bilateral Agency	Multilateral Agency	Private Sector/Financial Sector/Private Bank	NGO/CBO	Media	Independent Government Institution	Academia/Research Institute	Other
Yes	75.0%	12.5%	71.0%	66.7%	40.0%	57.9%	52.6%	22.7%	31.9%	0.0%	66.7%	14.3%	33.3%
No	25.0%	87.5%	29.0%	33.3%	60.0%	42.1%	47.4%	77.3%	68.1%	100.0%	33.3%	85.7%	66.7%

Which of the following describes most of your exposure to the World Bank in Nicaragua? (Choose no more than TWO)

Percentage of Respondents	Office of the President/Minister	Office of a Parliamentarian	Employee of a Ministry	Consultant on Bank project/PMU	Local Government	Bilateral Agency	Multilateral Agency	Private Sector/Financial Sector/Private Bank	NGO/CBO	Media	Independent Government Institution	Academia/Research Institute	Other
Observer	12.5%	12.5%	3.4%	16.7%	30.0%	10.5%	10.5%	47.6%	20.0%	50.0%	11.1%	35.7%	21.4%
Use World Bank reports/data	12.5%	62.5%	24.1%	11.1%	20.0%	31.6%	26.3%	33.3%	44.4%	62.5%	44.4%	35.7%	28.6%
Engage in World Bank related/sponsored events/activities	50.0%	75.0%	44.8%	22.2%	40.0%	57.9%	47.4%	28.6%	35.6%	25.0%	55.6%	21.4%	28.6%
Collaborate as part of my professional duties	68.8%	0.0%	82.8%	72.2%	10.0%	57.9%	57.9%	19.0%	17.8%	0.0%	55.6%	14.3%	57.1%
Use World Bank website for information, data, research, etc.	12.5%	25.0%	20.7%	27.8%	40.0%	31.6%	26.3%	23.8%	42.2%	12.5%	22.2%	57.1%	21.4%

## Appendix C: Responses to All Questions by Geographic Location

### A. General Issues facing Nicaragua

In general, would you say that Nicaragua is headed in...?

Percentage of Respondents	Managua	Other Areas
The right direction	65.3%	79.4%
The wrong direction	20.5%	8.8%
Not sure	14.2%	11.8%

When considering development priorities, which ONE development priority below is the most important in Nicaragua?

Which ONE is the second most important priority? Which ONE is the third most important priority?

<b>1<sup>st</sup> Most Important</b>		
Percentage of Respondents	Managua	Other Areas
Rural development	6.7%	24.2%
Basic education	28.5%	27.3%
Social protection	0.0%	0.0%
Transport	1.6%	3.0%
Poverty reduction	26.9%	9.1%
Public sector reform	0.0%	3.0%
Regional integration	0.0%	0.0%
Gender	0.0%	3.0%
Domestic private sector development	0.0%	0.0%
Foreign direct investment	1.6%	0.0%
Water and sanitation	6.2%	3.0%
Energy	2.1%	0.0%
Tourism	0.0%	0.0%
Public financial management	0.5%	0.0%
Labor markets/job creation/employment	4.1%	6.1%
Financial markets	0.0%	0.0%
Urban development	0.0%	0.0%
Environmental sustainability	1.0%	0.0%
Equality of opportunity	1.0%	0.0%
Health	3.1%	0.0%
Global integration	0.0%	0.0%
Food security	0.0%	3.0%
Climate change	0.5%	0.0%
Agricultural development	2.1%	0.0%
Trade and exports	0.0%	0.0%
Economic growth	7.3%	12.1%
Law and justice	2.1%	3.0%
Private sector regulatory framework	0.0%	0.0%
Higher education	0.5%	0.0%
Basic infrastructure	1.6%	3.0%
Crime and violence	0.0%	0.0%
Natural resource management	0.0%	0.0%
Anti-corruption	1.0%	0.0%
Disaster management	0.0%	0.0%
Governance	1.0%	0.0%
Information and communications technology	0.5%	0.0%

### A. General Issues facing Nicaragua (continued)

When considering development priorities, which ONE development priority below is the most important in Nicaragua?

Which ONE is the second most important priority? Which ONE is the third most important priority?

<b>2<sup>nd</sup> Most Important</b>		
<b>Percentage of Respondents</b>	<b>Managua</b>	<b>Other Areas</b>
Rural development	9.4%	8.6%
Basic education	13.5%	20.0%
Social protection	0.5%	0.0%
Transport	2.1%	0.0%
Poverty reduction	10.9%	14.3%
Public sector reform	0.0%	2.9%
Regional integration	0.0%	0.0%
Gender	0.5%	0.0%
Domestic private sector development	3.1%	2.9%
Foreign direct investment	6.8%	0.0%
Water and sanitation	1.6%	11.4%
Energy	3.1%	2.9%
Tourism	0.5%	0.0%
Public financial management	0.5%	2.9%
Labor markets/job creation/employment	6.3%	0.0%
Financial markets	0.0%	0.0%
Urban development	0.0%	0.0%
Environmental sustainability	2.6%	0.0%
Equality of opportunity	0.5%	5.7%
Health	4.7%	8.6%
Global integration	0.5%	0.0%
Food security	5.7%	2.9%
Climate change	2.6%	8.6%
Agricultural development	2.6%	2.9%
Trade and exports	1.6%	2.9%
Economic growth	5.2%	0.0%
Law and justice	4.2%	0.0%
Private sector regulatory framework	1.0%	0.0%
Higher education	1.0%	0.0%
Basic infrastructure	1.6%	0.0%
Crime and violence	0.0%	0.0%
Natural resource management	0.0%	0.0%
Anti-corruption	1.0%	0.0%
Disaster management	0.0%	0.0%
Governance	5.2%	2.9%
Information and communications technology	1.0%	0.0%

### A. General Issues facing Nicaragua (continued)

When considering development priorities, which ONE development priority below is the most important in Nicaragua?

Which ONE is the second most important priority? Which ONE is the third most important priority?

<b>3<sup>rd</sup> Most Important</b>		
<b>Percentage of Respondents</b>	<b>Managua</b>	<b>Other Areas</b>
Rural development	5.2%	5.9%
Basic education	7.2%	5.9%
Social protection	1.0%	2.9%
Transport	3.1%	5.9%
Poverty reduction	6.7%	5.9%
Public sector reform	0.5%	0.0%
Regional integration	0.0%	0.0%
Gender	0.5%	2.9%
Domestic private sector development	2.6%	2.9%
Foreign direct investment	2.6%	5.9%
Water and sanitation	5.2%	5.9%
Energy	2.1%	2.9%
Tourism	1.0%	2.9%
Public financial management	0.5%	2.9%
Labor markets/job creation/employment	9.8%	2.9%
Financial markets	0.5%	0.0%
Urban development	0.5%	2.9%
Environmental sustainability	1.5%	2.9%
Equality of opportunity	1.0%	2.9%
Health	4.1%	5.9%
Global integration	1.0%	0.0%
Food security	4.6%	0.0%
Climate change	6.2%	0.0%
Agricultural development	2.1%	2.9%
Trade and exports	3.1%	0.0%
Economic growth	9.8%	2.9%
Law and justice	6.7%	8.8%
Private sector regulatory framework	0.5%	2.9%
Higher education	1.5%	5.9%
Basic infrastructure	1.5%	2.9%
Crime and violence	0.0%	0.0%
Natural resource management	0.0%	0.0%
Anti-corruption	1.5%	0.0%
Disaster management	0.0%	0.0%
Governance	5.2%	2.9%
Information and communications technology	0.5%	0.0%

### A. General Issues facing Nicaragua (continued)

Poverty reduction is a broad term that encompasses work in many different areas. Which **THREE** areas of development listed below do you believe would contribute most to reducing poverty in Nicaragua? (Choose no more than **THREE**)

Percentage of Respondents (Responses Combined)	Managua	Other Areas
Water and sanitation	12.6%	11.4%
Equality of opportunity	10.6%	14.3%
Economic growth	38.7%	45.7%
Climate change	3.5%	5.7%
Disaster management	1.0%	0.0%
Regional integration	0.5%	0.0%
Gender	1.0%	5.7%
Rural development	29.6%	34.3%
Urban development	1.0%	2.9%
Basic education	49.7%	34.3%
Private sector regulatory framework	0.5%	0.0%
Basic infrastructure	6.5%	5.7%
Social protection	3.0%	2.9%
Law and justice	3.5%	0.0%
Transport	3.5%	2.9%
Tourism	1.0%	8.6%
Crime and violence	1.0%	0.0%
Information and communications technology	1.5%	0.0%
Public sector reform	2.5%	2.9%
Domestic private sector development	9.0%	8.6%
Foreign direct investment	11.6%	5.7%
Global integration	0.0%	0.0%
Energy	6.0%	2.9%
Food security	16.1%	20.0%
Higher education	4.5%	0.0%
Natural resource management	1.5%	2.9%
Environmental sustainability	2.5%	2.9%
Health	11.6%	22.9%
Public financial management	2.5%	0.0%
Governance	11.1%	14.3%
Agricultural development	9.5%	14.3%
Labor markets/job creation/employment	28.6%	20.0%
Financial markets	0.5%	0.0%
Trade and exports	4.0%	2.9%
Anti-corruption	7.5%	5.7%

### A. General Issues facing Nicaragua (continued)

Economic growth can be driven by a number of factors. Which THREE areas below do you believe would contribute most to generating economic growth in Nicaragua? (Choose no more than THREE)

Percentage of Respondents (Responses Combined)	Managua	Other Areas
Energy	32.7%	37.1%
Equality of opportunity	4.0%	5.7%
Social protection	0.0%	0.0%
Global integration	3.5%	8.6%
Climate change	2.5%	5.7%
Anti-corruption	10.6%	8.6%
Disaster management	1.0%	0.0%
Rural development	22.1%	11.4%
Foreign direct investment	34.7%	28.6%
Urban development	0.5%	5.7%
Water and sanitation	5.0%	2.9%
Basic education	20.1%	20.0%
Information and communications technology	4.0%	2.9%
Private sector regulatory framework	3.5%	0.0%
Tourism	9.0%	14.3%
Trade and exports	18.1%	8.6%
Public sector reform	2.5%	0.0%
Regional integration	2.0%	0.0%
Domestic private sector development	15.6%	8.6%
Labor markets/job creation/employment	20.6%	11.4%
Agricultural development	9.0%	28.6%
Food security	1.0%	11.4%
Transport	13.1%	14.3%
Crime and violence	0.5%	0.0%
Higher education	5.0%	5.7%
Gender	0.0%	2.9%
Natural resource management	2.5%	2.9%
Environmental sustainability	5.0%	8.6%
Health	1.0%	2.9%
Basic infrastructure	17.6%	5.7%
Governance	18.1%	17.1%
Law and justice	9.0%	2.9%
Public financial management	4.0%	11.4%
Financial markets	1.0%	2.9%

### B. Overall Attitudes toward the World Bank

Overall Attitudes toward the World Bank

	Which best represents your geographic location?					
	Managua			Other Areas		
	N	Mean	SD	N	Mean	SD
How familiar are you with the work of the World Bank in Nicaragua?	199	6.46	1.97	35	6.46	2.06
Overall, please rate your impression of the World Bank's effectiveness in Nicaragua.	185	6.56	1.86	32	7.03	1.87
To what extent do you believe the World Bank's staff is well prepared to help Nicaragua solve its most complicated development challenges?	171	7.32	1.72	32	7.72	1.80

(1-Not familiar at all, 10-Extremely familiar; 1-Not effective at all, 10-Very effective; 1-To no degree at all, 10-To a very significant degree)

### B. Overall Attitudes toward the World Bank (continued)

When thinking about how the World Bank can have the most impact on development results in Nicaragua, in which sectoral areas do you believe the World Bank should focus most of its attention and resources in Nicaragua? (Choose no more than THREE)

Percentage of Respondents (Responses Combined)	Managua	Other Areas
Rural development	25.6%	60.0%
Basic education	38.7%	22.9%
Social protection	2.5%	0.0%
Transport	15.6%	20.0%
Poverty reduction	32.2%	22.9%
Public sector reform	5.5%	0.0%
Regional integration	2.5%	0.0%
Gender	1.5%	5.7%
Domestic private sector development	13.1%	5.7%
Foreign direct investment	7.0%	5.7%
Water and sanitation	16.1%	28.6%
Energy	18.1%	14.3%
Tourism	5.5%	2.9%
Public financial management	3.5%	5.7%
Labor markets/job creation/employment	13.6%	8.6%
Financial markets	1.0%	2.9%
Urban development	1.5%	0.0%
Environmental sustainability	6.5%	2.9%
Equality of opportunity	1.5%	2.9%
Health	7.5%	8.6%
Global integration	0.0%	0.0%
Food security	7.0%	11.4%
Climate change	4.0%	5.7%
Agricultural development	11.6%	14.3%
Trade and exports	3.0%	11.4%
Economic growth	13.6%	8.6%
Law and justice	2.0%	0.0%
Private sector regulatory framework	1.5%	0.0%
Crime and violence	0.0%	0.0%
Higher education	1.5%	2.9%
Basic infrastructure	16.6%	17.1%
Natural resource management	2.0%	0.0%
Anti-corruption	4.5%	2.9%
Disaster management	2.0%	0.0%
Governance	7.5%	2.9%
Information and communications technology	2.0%	0.0%

When thinking about the World Bank's role, which activity do you believe is of greatest VALUE and which activity is of second greatest value in Nicaragua?

Greatest Value		
Percentage of Respondents	Managua	Other Areas
Financial resources	71.6%	71.4%
Mobilizing third party financial resources	8.2%	14.3%
Technical assistance	4.6%	2.9%
Policy advice	1.5%	0.0%
Donor coordination	1.0%	0.0%
Data for monitoring and evaluation	2.1%	0.0%
Training/capacity building	3.1%	8.6%
Studies/analyses	2.6%	2.9%
Convening and facilitating policy dialogue	3.6%	0.0%
Linkage to non-Bank expertise (i.e., South-South knowledge sharing)	1.0%	0.0%
Other	0.5%	0.0%



## B. Overall Attitudes toward the World Bank (continued)

When thinking about the World Bank's role, which activity do you believe is of greatest VALUE and which activity is of second greatest value in Nicaragua?

<b>2<sup>nd</sup> Greatest Value</b>		
<b>Percentage of Respondents</b>	<b>Managua</b>	<b>Other Areas</b>
Financial resources	10.4%	11.4%
Mobilizing third party financial resources	21.4%	20.0%
Technical assistance	20.3%	14.3%
Policy advice	6.3%	5.7%
Donor coordination	8.9%	11.4%
Data for monitoring and evaluation	1.0%	2.9%
Training/capacity building	14.1%	17.1%
Studies/analyses	9.4%	5.7%
Convening and facilitating policy dialogue	4.7%	2.9%
Linkage to non-Bank expertise (i.e., South-South knowledge sharing)	3.1%	5.7%
Other	0.5%	2.9%

Which of the following do you identify as the World Bank's greatest WEAKNESSES in its work in Nicaragua?  
(Choose no more than TWO)

<b>Percentage of Respondents (Responses Combined)</b>	<b>Managua</b>	<b>Other Areas</b>
Imposing technocratic solutions without regard to political realities	19.9%	17.1%
Not exploring alternative policy options	12.6%	17.1%
Too bureaucratic in its operational policies and procedures	28.3%	37.1%
Staff too inaccessible	6.8%	0.0%
Arrogant in its approach	2.1%	5.7%
Not client focused	3.1%	0.0%
The credibility of its knowledge/data	0.0%	0.0%
Not willing to openly criticize policies and reform efforts in the country	12.6%	8.6%
Too influenced by developed countries	20.9%	17.1%
Not enough public disclosure of its work	17.8%	14.3%
World Bank processes too slow and complex	27.2%	28.6%
Not aligned with country priorities	6.8%	2.9%
Not aligned with other donors' work	4.7%	2.9%
Not collaborating enough with non-state actors	11.5%	14.3%
Not adequately sensitive to political/social realities in Guatemala	12.6%	17.1%
Other	3.7%	5.7%

Which World Bank instruments do you believe are the MOST effective in reducing poverty in Nicaragua?  
(Choose no more than TWO)

<b>Percentage of Respondents (Responses Combined)</b>	<b>Managua</b>	<b>Other Areas</b>
Investment lending	54.1%	54.3%
Capacity development	39.8%	54.3%
Policy based lending/ budget support to the Government	31.6%	22.9%
Analytical work	9.2%	2.9%
Technical assistance	25.0%	11.4%
Mobilization of other resources (Trust Funds) for development	34.2%	31.4%
Other	1.5%	14.3%
Don't know	0.5%	0.0%

Which World Bank instruments do you believe are the LEAST effective in reducing poverty in Nicaragua?  
(Choose no more than TWO)

<b>Percentage of Respondents (Responses Combined)</b>	<b>Managua</b>	<b>Other Areas</b>
Investment lending	12.2%	8.6%
Capacity development	16.8%	11.4%
Policy based lending/ budget support to the Government	28.9%	40.0%
Analytical work	50.3%	48.6%
Technical assistance	34.0%	25.7%
Mobilization of other resources (Trust Funds) for development	16.2%	31.4%
Other	1.5%	5.7%
Don't know	11.7%	5.7%

**B. Overall Attitudes toward the World Bank (continued)****Overall Attitudes toward the World Bank**

	Which best represents your geographic location?					
	Managua			Other Areas		
	N	Mean	SD	N	Mean	SD
To what extent do you believe the World Bank SHOULD seek to influence the global development agenda as related to "global public goods"?	194	7.28	2.32	34	7.47	2.16

(1-To no degree at all, 10-To a very significant degree)

In addition to the regular relations with the national government as its main interlocutor, which TWO of the following groups should the World Bank collaborate with more in your country to ensure better development results there? (Choose no more than TWO)

Percentage of Respondents (Responses Combined)	Managua	Other Areas
NGOs	20.1%	40.0%
Municipal and Local Government	58.3%	60.0%
Beneficiaries	17.1%	5.7%
Private sector	36.7%	17.1%
Community Based Organizations (CBOs)	7.0%	11.4%
Donor community	17.6%	11.4%
Private foundations	2.5%	0.0%
Academia/think tanks/research institutes	11.6%	11.4%
Parliament	3.5%	8.6%
Media	2.5%	5.7%
Faith based organizations	1.0%	0.0%
Autonomous regional authorities	12.6%	20.0%
Indigenous people authorities	3.0%	5.7%
Other	3.5%	0.0%

To what extent do you agree with the following statements about the World Bank's work in Nicaragua, on a ten point scale?

(1-Strongly disagree, 10-Strongly agree)

**Overall Attitudes toward the World Bank**

	Which best represents your geographic location?					
	Managua			Other Areas		
	N	Mean	SD	N	Mean	SD
Overall the World Bank currently plays a relevant role in development in Nicaragua	192	7.37	2.00	34	7.71	2.04
The World Bank's work is aligned with what I consider the development priorities for Nicaragua	185	7.15	2.01	32	6.97	1.79
The World Bank supports programs and strategies that are realistic for Nicaragua	184	7.21	2.01	32	7.06	1.76
The World Bank treats clients and stakeholders in Nicaragua with respect	173	7.90	2.00	31	7.58	2.08

To what extent is the World Bank an effective development partner in Nicaragua in terms of..., on a ten point scale?

(1-To no degree at all, 10-To a very significant degree)

**Overall Attitudes toward the World Bank**

	Which best represents your geographic location?					
	Managua			Other Areas		
	N	Mean	SD	N	Mean	SD
Sustainability of the results after implementation of projects	154	6.04	2.17	25	6.60	1.94
Responsiveness	159	6.49	1.98	26	7.00	1.60
Flexibility (in terms of the institution's products and services)	166	6.01	1.98	26	6.62	1.58
Flexibility (in terms of changing country circumstances)	160	6.24	2.04	28	6.96	1.71
Being inclusive	155	6.64	2.15	25	7.12	1.45
Openness (sharing data and other information)	167	6.96	2.29	27	7.48	1.72
Staff accessibility	164	6.93	2.20	25	7.36	1.70
Straightforwardness and honesty	164	7.68	1.98	27	8.04	1.37
Collaboration with groups outside of the Government	141	6.11	2.37	25	6.88	1.90
Collaboration with the Government	178	8.19	1.60	30	7.83	1.60
Collaboration with other donors	142	7.38	1.97	22	7.23	1.34

### B. Overall Attitudes toward the World Bank (continued)

When World Bank assisted reform efforts fail or are slow to take place, which TWO of the following would you attribute this to? (Choose no more than TWO)

Percentage of Respondents (Responses Combined)	Managua	Other Areas
The World Bank works too slowly	27.2%	24.2%
The Government works inefficiently	17.8%	27.3%
There is not an adequate level of citizen participation	13.6%	27.3%
There is not an adequate level of civil society participation	15.7%	15.2%
Poor donor coordination	10.5%	6.1%
The impact of World Bank projects is non-sustainable after closing	20.9%	21.2%
Lack of/inadequate levels of capacity in Government	20.4%	6.1%
Political pressures and obstacles	16.2%	12.1%
Reforms are not well thought out in light of country challenges	23.0%	21.2%
The World Bank is not sensitive enough to political/social realities on the ground	16.2%	27.3%
Other	3.1%	3.0%

### C. World Bank Effectiveness and Results

How effective do you believe the World Bank is in terms of the work it does in the following areas of development in Nicaragua, on a ten point scale? (1-Not effective at all, 10-Very effective)

World Bank Effectiveness and Results

	Which best represents your geographic location?					
	Managua			Other Areas		
	N	Mean	SD	N	Mean	SD
Anti-corruption	112	5.51	2.62	24	6.04	2.74
Information and communications technology	116	6.53	2.22	26	6.81	2.35
Transport	134	7.22	1.89	28	6.82	2.36
Law and justice	100	5.46	2.25	22	5.59	2.52
Urban development	109	6.01	2.23	26	6.00	2.15
Environmental sustainability	136	6.49	2.14	27	6.37	2.32
Private sector regulatory framework	101	6.04	2.03	21	6.10	2.10
Basic infrastructure	139	7.05	1.78	30	6.97	1.75
Tourism	94	6.26	1.80	22	5.73	1.78
Poverty reduction	153	7.01	2.00	29	6.90	1.88
Gender	114	5.92	2.28	27	6.59	2.12
Domestic private sector development	115	6.52	1.78	23	5.96	2.01
Foreign direct investment	100	6.43	1.98	20	5.70	2.00
Water and sanitation	152	7.34	1.70	29	7.62	1.63
Trade and exports	97	6.49	1.79	22	6.23	1.95
Economic growth	132	6.98	1.89	25	7.16	1.84
Energy	123	6.94	1.83	23	6.70	1.94
Disaster management	107	6.41	1.86	23	6.43	2.31
Higher education	94	5.20	1.99	19	4.84	1.92
Public financial management	122	6.74	1.99	25	6.36	2.53
Labor markets/job creation/employment	106	5.61	2.20	19	6.00	1.73
Financial markets	96	6.32	1.88	19	6.37	2.06
Equality of opportunity	106	5.86	2.32	24	6.42	1.89
Health	134	6.99	1.91	26	6.88	1.97
Rural development	134	6.84	1.96	25	6.84	1.68
Global integration	94	6.40	1.87	26	6.08	1.87
Food security	120	6.68	2.00	26	6.88	2.07
Basic education	137	6.66	2.23	26	6.12	1.82
Social protection	96	5.67	2.36	21	5.24	2.23
Governance	121	5.53	2.27	24	6.17	2.44
Climate change	111	6.15	2.19	24	6.67	1.97
Public sector reform	120	6.42	2.05	23	6.65	2.10
Regional integration	104	5.89	2.15	22	5.95	2.08
Agricultural development	113	6.19	2.06	26	6.46	1.96
Crime and violence	90	5.10	2.16	22	5.95	2.08
Natural resource management	108	6.14	2.07	23	6.30	1.94

### C. World Bank Effectiveness and Results (continued)

#### World Bank Effectiveness and Results

	Which best represents your geographic location?					
	Managua			Other Areas		
	N	Mean	SD	N	Mean	SD
To what degree does the World Bank's work help achieve development results in Nicaragua?	186	6.81	1.75	33	6.61	1.84

(1-To no degree at all, 10-To a very significant degree)

To what extent do you agree with the following statements about the World Bank in Nicaragua, on a ten point scale?

(1-Strongly disagree, 10-Strongly agree)

#### World Bank Effectiveness and Results

	Which best represents your geographic location?					
	Managua			Other Areas		
	N	Mean	SD	N	Mean	SD
The World Bank's financial instruments meet the needs of Nicaragua	179	6.70	2.04	32	6.25	1.87
The World Bank meets Nicaragua's needs for knowledge services	173	6.29	1.85	32	6.25	1.88
The World Bank Group (including IFC and MIGA) meets the needs of Nicaragua in mobilizing additional financial resources for development	170	6.49	1.97	31	6.45	1.67

### D. The World Bank's Knowledge

How frequently do you consult World Bank knowledge and research (e.g., data, analysis, reports) in the work you do?

Percentage of Respondents	Managua	Other Areas
Weekly	6.2%	2.9%
Monthly	13.8%	8.6%
A few times a year	58.5%	57.1%
Rarely	20.0%	22.9%
Never	1.5%	8.6%

When thinking about the development challenges in Nicaragua, where do you believe it would be most valuable for the World Bank to focus its research and knowledge efforts in the next few years? (Choose no more than THREE)

Percentage of Respondents (Responses Combined)	Managua	Other Areas
Public sector reform	9.6%	2.9%
Gender	1.5%	8.6%
Domestic private sector development	19.8%	17.1%
Foreign direct investment	9.6%	11.4%
Water and sanitation	14.7%	20.0%
Trade and exports	7.1%	8.6%
Economic growth	23.4%	20.0%
Energy	14.2%	5.7%
Disaster management	4.6%	5.7%
Tourism	2.0%	5.7%
Basic education	27.4%	22.9%
Social protection	5.6%	0.0%
Climate change	9.1%	22.9%
Poverty reduction	24.4%	25.7%
Law and justice	4.6%	5.7%
Anti-corruption	6.6%	0.0%
Financial markets	1.5%	0.0%
Equality of opportunity	6.1%	2.9%
Urban development	1.5%	0.0%
Regional integration	0.5%	0.0%
Information and communications technology	6.1%	5.7%
Transport	7.1%	14.3%
Agricultural development	12.2%	14.3%
Natural resource management	4.6%	0.0%
Public financial management	4.6%	0.0%
Labor markets/job creation/employment	15.7%	2.9%
Crime and violence	1.5%	5.7%
Health	5.1%	2.9%
Rural development	12.7%	31.4%
Global integration	0.0%	0.0%
Food security	8.6%	8.6%
Environmental sustainability	4.6%	5.7%
Private sector regulatory framework	2.5%	0.0%
Governance	12.2%	5.7%
Basic infrastructure	4.6%	5.7%
Higher education	1.5%	5.7%

### D. The World Bank's Knowledge (continued)

How effective do you believe the World Bank's knowledge and research are at... in Nicaragua? (1-Not effective at all, 10-Very effective)

The World Bank's Knowledge

	Which best represents your geographic location?					
	Managua			Other Areas		
	N	Mean	SD	N	Mean	SD
Raising your awareness of the particular topic	173	6.68	2.17	30	6.87	1.83
Stimulating public debate/dialogue	174	6.27	2.25	31	6.32	1.96
Helping to build public consensus around reforms	166	5.99	2.24	30	6.73	1.95
Enhancing your knowledge and/or skills	182	7.27	1.89	30	7.50	1.74
Contributing to good policy making	176	6.63	2.02	31	6.90	1.87
Providing support for program implementation	171	7.17	1.85	31	7.13	1.91

To what extent do you believe that the World Bank's knowledge and research... in Nicaragua? (1-To no degree at all, 10-To a very significant degree)

The World Bank's Knowledge

	Which best represents your geographic location?					
	Managua			Other Areas		
	N	Mean	SD	N	Mean	SD
Are timely	173	6.98	2.00	32	7.22	1.95
Include appropriate level of stakeholder involvement during preparation	161	6.33	2.09	29	6.72	1.83
Are relevant to Nicaragua's development priorities	174	7.02	2.00	31	7.29	1.81
Provide feasible recommendations	175	6.95	1.92	31	7.00	1.81
Are accessible (well written and easy to understand)	181	6.71	2.09	30	6.90	1.95
A source of relevant information on global good practices	178	7.22	1.99	31	7.32	1.64
Are adequately disseminated	184	5.71	2.31	31	6.19	1.64
Are adaptable to Nicaragua's specific development challenges and country circumstances	171	6.63	2.05	31	6.71	1.85

The World Bank's Knowledge

	Which best represents your geographic location?					
	Managua			Other Areas		
	N	Mean	SD	N	Mean	SD
Overall, how significant a contribution do you believe the World Bank's knowledge and research make to development results in your country?	181	6.69	1.78	32	7.22	1.72
Overall, how would you rate the technical quality of the World Bank's knowledge/research?*	183	8.12	1.42	34	7.59	1.52
Overall, how effective is the World Bank at providing linkage to non-Bank expertise (i. e., South-South knowledge sharing, etc.)?	146	7.01	1.95	24	7.25	1.70

(1-Not significant at all, 10-Very significant; 1-Very low technical quality, 10-Very high technical quality; 1-Not effective at all, 10-Very effective)

\*Significantly different between locations

### E. Working with the World Bank

To what extent do you agree/disagree with the following statements, on a ten point scale? (1-Strongly disagree, 10-Strongly agree)

Working with the World Bank

	Which best represents your geographic location?					
	Managua			Other Areas		
	N	Mean	SD	N	Mean	SD
The World Bank disburses funds promptly	160	6.23	2.49	25	5.84	2.01
The World Bank effectively monitors and evaluates the projects and programs it supports	173	7.58	1.92	31	7.58	1.75
The World Bank's approvals and reviews are done in a timely fashion	164	6.73	2.21	26	7.08	1.65
The World Bank's "Safeguard Policy" requirements are reasonable	136	7.00	2.05	19	7.63	1.61
The World Bank imposes reasonable conditions on its lending	161	6.62	2.28	25	7.08	1.80
Working with the World Bank increases Nicaragua's institutional capacity	180	7.19	2.11	31	7.52	1.96
The World Bank ensures consistency and continuity through staff changes	146	7.10	2.16	22	7.36	1.92
The World Bank's teams and visits are well coordinated	154	7.66	2.08	27	7.74	1.46
Where country systems are adequate, the World Bank makes appropriate use of them	139	7.50	1.96	21	7.76	1.58
The World Bank provides effective implementation support	171	7.57	1.93	29	7.79	1.50
The World Bank's approvals and reviews for procurement and financial management are well justified	146	7.53	2.10	21	7.81	1.89

## G. The Future Role of the World Bank in Nicaragua

### The Future Role of the World Bank Group in Nicaragua

	Which best represents your geographic location?					
	Managua			Other Areas		
	N	Mean	SD	N	Mean	SD
How significant a role do you believe the World Bank SHOULD play in Nicaragua's development in the near future?	197	8.44	1.57	34	8.44	2.09

(1-Not a significant role at all, 10-Very significant role)

Which of the following SHOULD the World Bank do to make itself of greater value in Nicaragua?

(Choose no more than TWO)

Percentage of Respondents (Responses Combined)	Managua	Other Areas
Improve the quality of its experts as related to Nicaragua's specific challenges	19.7%	14.3%
Reduce the complexity of obtaining World Bank financing	44.6%	74.3%
Focus primarily on advocacy issues	29.0%	28.6%
Improve the competitiveness of its financing compared to markets	6.7%	8.6%
Ensure greater selectivity in its work	7.8%	5.7%
Provide more adequate data/knowledge/ statistics/figures on Nicaragua's economy	13.5%	17.1%
Offer more innovative financial products	23.8%	14.3%
Offer more innovative knowledge services	9.3%	11.4%
Increase availability of fee-based services	2.1%	0.0%
Work faster	14.0%	17.1%
Greater collaboration and synergy within the World Bank Group (IDA, IFC, and MIGA)	10.9%	5.7%
Other	5.7%	0.0%

### The Future Role of the World Bank Group in Nicaragua

	Which best represents your geographic location?					
	Managua			Other Areas		
	N	Mean	SD	N	Mean	SD
How familiar are you with the work of the International Finance Corporation (IFC) in Nicaragua?	197	4.44	2.84	35	4.06	2.73
How effectively do you believe the different parts of the World Bank Group (IBRD/IDA and IFC) collaborate and coordinate efforts in Nicaragua?	104	6.39	2.10	21	6.81	2.14
How significant a role do you believe IFC, through its support for the private sector, SHOULD play in helping Nicaragua achieve its economic and social development goals in the future?	140	8.08	1.84	27	8.37	1.64

(1-Not familiar at all, 10-Extremely familiar; 1-Not effective at all, 10-Very effective; 1-Not a significant role at all, 10-Very significant role)

## G. Communication and Information Sharing

How do you get most of your information about economic and social development issues in Nicaragua?

(Choose no more than TWO)

Percentage of Respondents (Responses Combined)	Managua	Other Areas
Local newspapers	54.0%	48.5%
International newspapers	3.5%	9.1%
Local radio	1.5%	0.0%
International radio	0.0%	0.0%
Local television	19.2%	33.3%
International television	6.1%	6.1%
Periodicals	41.4%	27.3%
Internet	53.5%	66.7%
Social media (Facebook, Twitter, YouTube)	2.5%	3.0%
Blogs	0.5%	0.0%
Mobile phones	0.5%	0.0%
Instant messaging	1.0%	0.0%
Other	9.1%	3.0%

### G. Communication and Information Sharing (continued)

How would you prefer to receive information from the World Bank? (Choose no more than TWO)

Percentage of Respondents (Responses Combined)	Managua	Other Areas
World Bank website	36.4%	40.0%
Direct contact with World Bank (i.e., face to face meetings/discussions)	24.2%	25.7%
e-Newsletters	48.0%	48.6%
Instant messaging	4.0%	2.9%
World Bank seminars/workshops/conferences	40.4%	42.9%
World Bank Public Information Center	7.1%	8.6%
World Bank publications and other written materials	30.8%	22.9%
Mobile phones	1.5%	5.7%
Social media (Facebook, Twitter, YouTube)	3.5%	0.0%
Blogs	0.0%	0.0%
Other	1.0%	0.0%

Are you aware of the World Bank's Access to Information Policy under which the Bank will now disclose any information in its possession that is not a list of exceptions?

Percentage of Respondents	Managua	Other Areas
Yes	27.2%	12.9%
No	72.8%	87.1%

Have you requested information from the World Bank on its activities in the past year?

Percentage of Respondents	Managua	Other Areas
Yes	16.1%	6.7%
No	83.9%	93.3%

Were you able to obtain this information?\*

Percentage of Respondents	Managua	Other Areas
Yes	93.3%	50.0%
No	6.7%	50.0%

\*Significantly different between locations

Do you have access to the Internet?\*

Percentage of Respondents	Managua	Other Areas
Yes	99.5%	93.5%
No	0.5%	6.5%

\*Significantly different between locations

Do you use/have used the World Bank website?

Percentage of Respondents	Managua	Other Areas
Yes	84.1%	71.0%
No	15.9%	29.0%

Which do you primarily use?\*

Percentage of Respondents	Managua	Other Areas
The World Bank's country website	46.8%	72.0%
The World Bank's main website	53.2%	28.0%

\*Significantly different between locations

Do you use/have you used the World Bank's Public Information Centers (PICs) in Nicaragua?

Percentage of Respondents	Managua	Other Areas
Yes	16.7%	14.3%
No	60.4%	60.0%
I don't know what PIC is	22.9%	25.7%

### G. Communication and Information Sharing (continued)

Please rate how much you agree with the following statements, on a ten point scale. (1-Strongly disagree, 10-Strongly agree)

#### Communication and Information Sharing

	Which best represents your geographic location?					
	Managua			Other Areas		
	N	Mean	SD	N	Mean	SD
I use more data from the World Bank as a result of the organization's Open Data policy	124	5.94	2.55	23	5.52	2.56
The World Bank's PIC is a valuable source of information related to development in Nicaragua	47	7.17	1.91	6	6.83	2.32
I find the World Bank websites easy to navigate	156	7.44	1.92	19	7.58	1.64
I find the information on the World Bank's websites useful	156	7.83	1.73	22	7.77	1.54
When I need information from the World Bank I know how to find it	167	6.47	2.72	21	6.62	1.69
The World Bank is responsive to my information requests and inquiries	124	7.15	2.34	16	7.44	1.75

### H. Background Information

Currently, do you professionally collaborate/work with the World Bank in your country?

Percentage of Respondents	Managua	Other Areas
Yes	48.2%	31.4%
No	51.8%	68.6%

Which of the following describes most of your exposure to the World Bank in Nicaragua? (Choose no more than TWO)

Percentage of Respondents	Managua	Other Areas
Observer	18.6%	27.3%
Use World Bank reports/data	32.5%	30.3%
Engage in World Bank related/sponsored events/activities	39.2%	39.4%
Collaborate as part of my professional duties	47.4%	18.2%
Use World Bank website for information, data, research, etc.	29.4%	27.3%



## Appendix D: Indicator Questions as a Function of Exposure to the Bank

Indicator Question	H3. Currently, do you professionally collaborate/work with the World Bank?		H4. Which of the following describes most of your exposure to the World Bank in Nicaragua? (Choose no more than TWO)									
	No Mean	Yes Mean	Observer		Use WB reports/data		Engage in WB activities		Collaborate		Use WB website	
			No Mean	Yes Mean	No Mean	Yes Mean	No Mean	Yes Mean	No Mean	Yes Mean	No Mean	Yes Mean
Overall, please rate your impression of the World Bank's effectiveness in Nicaragua.	6.19	7.06	6.74	6.28	6.76	6.42	6.50	6.87	6.48	6.86	6.69	6.52
The World Bank's financial instruments meet the needs of Nicaragua	6.17	7.12	6.81	5.86	6.71	6.42	6.34	7.02	6.17	7.18	6.73	6.32
The World Bank meets Nicaragua's needs for knowledge services	6.02	6.61	6.25	6.35	6.49	5.86	6.02	6.64	5.94	6.71	6.44	5.85
Overall the World Bank currently plays a relevant role in development in Nicaragua	6.83	8.07	7.53	7.11	7.67	6.97	7.20	7.82	7.02	8.01	7.67	6.88
The World Bank's work is aligned with what I consider the development priorities for Nicaragua	6.48	7.86	7.27	6.58	7.36	6.68	6.98	7.35	6.52	7.95	7.31	6.68
Responsiveness	6.03	7.08	6.77	5.75	6.75	6.19	6.37	6.84	6.19	7.04	6.55	6.61
Openness (sharing data and other information)	6.26	7.78	7.23	6.19	7.33	6.45	6.67	7.54	6.53	7.64	7.12	6.81
Collaboration with groups outside of the Government	5.61	7.00	6.36	5.74	6.42	5.92	5.87	6.77	5.89	6.76	6.44	5.73
Collaboration with the Government	7.93	8.40	8.20	8.03	8.27	7.96	7.87	8.62	8.02	8.36	8.20	8.08
Collaboration with other donors	7.04	7.70	7.40	7.21	7.57	7.00	7.32	7.45	7.11	7.65	7.37	7.37
To what degree does the World Bank's work help achieve development results in Nicaragua?	6.43	7.15	6.88	6.45	6.90	6.58	6.61	7.08	6.52	7.15	6.93	6.45
Are adaptable to Nicaragua's specific development challenges and country circumstances	6.21	7.19	6.83	6.00	6.79	6.38	6.35	7.04	6.31	7.17	6.66	6.61
Overall, how significant a contribution do you believe the World Bank's knowledge and research make to development results in your country?	6.55	7.07	6.89	6.58	6.92	6.66	6.70	7.01	6.72	6.98	6.81	6.87
Overall, how would you rate the technical quality of the World Bank's knowledge/research?	7.88	8.19	8.03	8.21	8.14	7.93	7.97	8.23	8.02	8.14	8.01	8.21
Where country systems are adequate, the World Bank makes appropriate use of them	7.47	7.61	7.56	7.72	7.60	7.56	7.47	7.76	7.73	7.46	7.49	7.89

Yellow highlight indicates significant difference between Yes and No mean.

## Appendix E: Nicaragua FY 2012 Questionnaire



### **World Bank Client Survey FY12 – Nicaragua**

The World Bank is interested in gauging the views of clients and partners who are either involved in development in Nicaragua or who observe activities related to social and economic development. The following survey is meant to give the World Bank's team that works in Nicaragua, greater insight into how the Bank's work is perceived. This is one tool the World Bank uses to assess the views of its critical stakeholders. With this understanding, the World Bank hopes to develop more effective strategies, outreach and programs that support development in Nicaragua. The World Bank commissioned an independent firm to oversee the logistics of this effort in Nicaragua. This ensures anonymity and confidentiality. We hope you'll be candid. To complete the survey, please circle/check the response that most accurately reflects your opinion. **If you prefer not to answer a question, please leave it blank.**

**PLEASE NOTE: IN SOME CASES THE SURVEY WILL ASK FOR A SPECIFIC NUMBER OF RESPONSES. PLEASE DO NOT CHOOSE ANY MORE THAN REQUESTED. IF MORE RESPONSES ARE CHOSEN, DATA CANNOT BE INCLUDED IN ANALYSIS.**

#### **SECTION A: GENERAL ISSUES FACING NICARAGUA**

<b>A1. In general would you say that Nicaragua is headed in ... ?</b>	
1	The right direction
2	The wrong direction
3	Not sure

**SECTION A: GENERAL ISSUES**

**A2. When considering development priorities, which ONE development priority below is the most important in Nicaragua? Which ONE is the second most important priority? Which ONE is the third most important priority?**

<b>Choose only ONE for each column</b>		<b>FIRST priority (Choose only ONE)</b>	<b>SECOND priority (Choose only ONE)</b>	<b>THIRD priority (Choose only ONE)</b>
1	Rural development	<input type="checkbox"/>	<input type="checkbox"/>	<input type="checkbox"/>
2	Basic education	<input type="checkbox"/>	<input type="checkbox"/>	<input type="checkbox"/>
3	Social protection (e.g., pensions, targeted social assistance)	<input type="checkbox"/>	<input type="checkbox"/>	<input type="checkbox"/>
4	Transport (e.g., roads, ports, airports)	<input type="checkbox"/>	<input type="checkbox"/>	<input type="checkbox"/>
5	Poverty reduction	<input type="checkbox"/>	<input type="checkbox"/>	<input type="checkbox"/>
6	Public sector reform	<input type="checkbox"/>	<input type="checkbox"/>	<input type="checkbox"/>
7	Regional integration	<input type="checkbox"/>	<input type="checkbox"/>	<input type="checkbox"/>
8	Gender	<input type="checkbox"/>	<input type="checkbox"/>	<input type="checkbox"/>
9	Domestic private sector development	<input type="checkbox"/>	<input type="checkbox"/>	<input type="checkbox"/>
10	Foreign direct investment	<input type="checkbox"/>	<input type="checkbox"/>	<input type="checkbox"/>
11	Water and sanitation	<input type="checkbox"/>	<input type="checkbox"/>	<input type="checkbox"/>
12	Energy	<input type="checkbox"/>	<input type="checkbox"/>	<input type="checkbox"/>
13	Tourism	<input type="checkbox"/>	<input type="checkbox"/>	<input type="checkbox"/>
14	Public financial management (e.g., public expenditure, fiscal system reform)	<input type="checkbox"/>	<input type="checkbox"/>	<input type="checkbox"/>
15	Labor markets/job creation/employment	<input type="checkbox"/>	<input type="checkbox"/>	<input type="checkbox"/>
16	Financial markets	<input type="checkbox"/>	<input type="checkbox"/>	<input type="checkbox"/>
17	Urban development	<input type="checkbox"/>	<input type="checkbox"/>	<input type="checkbox"/>
18	Environmental sustainability	<input type="checkbox"/>	<input type="checkbox"/>	<input type="checkbox"/>
19	Equality of opportunity (i.e., equity)	<input type="checkbox"/>	<input type="checkbox"/>	<input type="checkbox"/>
20	Health	<input type="checkbox"/>	<input type="checkbox"/>	<input type="checkbox"/>
21	Global integration	<input type="checkbox"/>	<input type="checkbox"/>	<input type="checkbox"/>
22	Food security	<input type="checkbox"/>	<input type="checkbox"/>	<input type="checkbox"/>
23	Climate change (e.g., mitigation, adaptation)	<input type="checkbox"/>	<input type="checkbox"/>	<input type="checkbox"/>
24	Agricultural development	<input type="checkbox"/>	<input type="checkbox"/>	<input type="checkbox"/>
25	Trade and exports	<input type="checkbox"/>	<input type="checkbox"/>	<input type="checkbox"/>
26	Economic growth	<input type="checkbox"/>	<input type="checkbox"/>	<input type="checkbox"/>
27	Law and justice (e.g., judicial system)	<input type="checkbox"/>	<input type="checkbox"/>	<input type="checkbox"/>
28	Private sector regulatory framework	<input type="checkbox"/>	<input type="checkbox"/>	<input type="checkbox"/>
29	Higher education	<input type="checkbox"/>	<input type="checkbox"/>	<input type="checkbox"/>
30	Basic infrastructure	<input type="checkbox"/>	<input type="checkbox"/>	<input type="checkbox"/>
31	Crime and violence	<input type="checkbox"/>	<input type="checkbox"/>	<input type="checkbox"/>
32	Natural resource management	<input type="checkbox"/>	<input type="checkbox"/>	<input type="checkbox"/>
33	Anti corruption	<input type="checkbox"/>	<input type="checkbox"/>	<input type="checkbox"/>
34	Disaster management	<input type="checkbox"/>	<input type="checkbox"/>	<input type="checkbox"/>
35	Governance (i.e., government effectiveness)	<input type="checkbox"/>	<input type="checkbox"/>	<input type="checkbox"/>
36	Information and communications technology	<input type="checkbox"/>	<input type="checkbox"/>	<input type="checkbox"/>

**SECTION A: GENERAL ISSUES**

<b>A3. Poverty reduction is a broad term that encompasses work in many different areas.</b>	
<b>Which THREE areas of development listed below do you believe would contribute most to reducing poverty in Nicaragua? (Choose no more than THREE)</b>	
1	Water and sanitation
2	Equality of opportunity (i.e., equity)
3	Economic growth
4	Climate change (e.g., mitigation, adaptation)
5	Disaster management
6	Regional integration
7	Gender
8	Rural development
9	Urban development
10	Basic education
11	Private sector regulatory framework
12	Basic infrastructure
13	Social protection (e.g., pensions, targeted social assistance)
14	Law and justice (e.g., judicial system)
15	Transport (e.g., roads, ports, airports)
16	Tourism
17	Crime and violence
18	Information and communications technology
19	Public sector reform
20	Domestic private sector development
21	Foreign direct investment
22	Global integration
23	Energy
24	Food security
25	Higher education
26	Natural resource management
27	Environmental sustainability
28	Health
29	Public financial management (e.g., public expenditure, fiscal system reform)
30	Governance (i.e., government effectiveness)
31	Agricultural development
32	Labor markets/job creation/employment
33	Financial markets
34	Trade and exports
35	Anti corruption

**SECTION A: GENERAL ISSUES**

<b>A4. Economic growth can be driven by a number of factors.</b>	
<b>Which THREE areas below do you believe would contribute most to generating economic growth in Nicaragua? (Choose no more than THREE)</b>	
1	Energy
2	Equality of opportunity (i.e., equity)
3	Social protection (e.g., pensions, targeted social assistance)
4	Global integration
5	Climate change (e.g., mitigation, adaptation)
6	Anti corruption
7	Disaster management
8	Rural development
9	Foreign direct investment
10	Urban development
11	Water and sanitation
12	Basic education
13	Information and communications technology
14	Private sector regulatory framework
15	Tourism
16	Trade and exports
17	Public sector reform
18	Regional integration
19	Domestic private sector development
20	Labor markets/job creation/employment
21	Agricultural development
22	Food security
23	Transport (e.g., roads, ports, airports)
24	Crime and violence
25	Higher education
26	Gender
27	Natural resource management
28	Environmental sustainability
29	Health
30	Basic infrastructure
31	Governance (i.e., government effectiveness)
32	Law and justice (e.g., judicial system)
33	Public financial management (e.g., public expenditure, fiscal system reform)
34	Financial markets

**SECTION B: OVERALL ATTITUDES TOWARD THE WORLD BANK**

<b>B1. How familiar are you with the work of the World Bank in Nicaragua, on a ten point scale?</b>									
1	2	3	4	5	6	7	8	9	10
Not familiar at all								Extremely familiar	

<b>B2. Overall, please rate your impression of the World Bank's effectiveness in Nicaragua, on a ten point scale?</b>										
1	2	3	4	5	6	7	8	9	10	<input type="checkbox"/>
Not effective at all									Very effective	Don't know

<b>B3. To what extent do you believe the World Bank's staff is well prepared (e.g., skills and knowledge) to help Nicaragua solve its most complicated development challenges, on a ten point scale?</b>										
1	2	3	4	5	6	7	8	9	10	<input type="checkbox"/>
To no degree at all								To a very significant degree	Don't know	

**PLEASE NOTE: IN SOME CASES THE SURVEY WILL ASK FOR A SPECIFIC NUMBER OF RESPONSES. PLEASE DO NOT CHOOSE ANY MORE THAN REQUESTED. IF MORE RESPONSES ARE CHOSEN, DATA CANNOT BE INCLUDED IN ANALYSIS.**

**SECTION B: OVERALL ATTITUDES TOWARD THE WORLD BANK**

<b>B4. When thinking about how the World Bank can have the most impact on development results in Nicaragua, in which sectoral areas do you believe the World Bank should focus most of its attention and resources in Nicaragua? (Choose no more than THREE)</b>	
1	Rural development
2	Basic education
3	Social protection (e.g., pensions, targeted social assistance)
4	Transport (e.g., roads, ports, airports)
5	Poverty reduction
6	Public sector reform
7	Regional integration
8	Gender
9	Domestic private sector development
10	Foreign direct investment
11	Water and sanitation
12	Energy
13	Tourism
14	Public financial management (e.g., public expenditure, fiscal system reform)
15	Labor markets/job creation/employment
16	Financial markets
17	Urban development
18	Environmental sustainability
19	Equality of opportunity (i.e., equity)
20	Health
21	Global integration
22	Food security
23	Climate change (e.g., mitigation, adaptation)
24	Agricultural development
25	Trade and exports
26	Economic growth
27	Law and justice (e.g., judicial system)
28	Private sector regulatory framework
29	Crime and violence
30	Higher education
31	Basic infrastructure
32	Natural resource management
33	Anti corruption
34	Disaster management
35	Governance (i.e., government effectiveness)
36	Information and communications technology

**SECTION B: OVERALL ATTITUDES TOWARD THE WORLD BANK**

<b>B5. When thinking about the World Bank's role, which activity do you believe is of greatest VALUE and which activity is of second greatest value in Nicaragua?</b>			
		<b>Greatest Value (Choose only ONE)</b>	<b>Second Greatest Value (Choose only ONE)</b>
1	Financial resources	<input type="checkbox"/>	<input type="checkbox"/>
2	Mobilizing third party financial resources	<input type="checkbox"/>	<input type="checkbox"/>
3	Technical assistance	<input type="checkbox"/>	<input type="checkbox"/>
4	Policy advice	<input type="checkbox"/>	<input type="checkbox"/>
5	Donor coordination	<input type="checkbox"/>	<input type="checkbox"/>
6	Data for monitoring and evaluation	<input type="checkbox"/>	<input type="checkbox"/>
7	Training/capacity building	<input type="checkbox"/>	<input type="checkbox"/>
8	Studies/analyses	<input type="checkbox"/>	<input type="checkbox"/>
9	Convening and facilitating policy dialogue	<input type="checkbox"/>	<input type="checkbox"/>
10	Linkage to non-Bank expertise (i.e., South-South knowledge sharing)	<input type="checkbox"/>	<input type="checkbox"/>
11	Other (please specify): _____	<input type="checkbox"/>	<input type="checkbox"/>

<b>B6. Which of the following do you identify as the World Bank's greatest WEAKNESSES in its work in Nicaragua? (Choose no more than TWO)</b>	
1	Imposing technocratic solutions without regard to political realities
2	Not exploring alternative policy options
3	Too bureaucratic in its operational policies and procedures
4	Staff too inaccessible
5	Arrogant in its approach
6	Not client focused
7	The credibility of its knowledge/data
8	Not willing to openly criticize policies and reform efforts in the country
9	Too influenced by developed countries
10	Not enough public disclosure of its work
11	World Bank processes too slow and complex
12	Not aligned with country priorities
13	Not aligned with other donors' work
14	Not collaborating enough with non-state actors
15	Not adequately sensitive to political/social realities in Nicaragua
16	Other (please specify): _____



**SECTION B: OVERALL ATTITUDES TOWARD THE WORLD BANK**

<b>B7. Which World Bank instruments do you believe are the MOST effective in reducing poverty in Nicaragua? (Choose no more than TWO)</b>	
1	Investment lending (financing specific projects)
2	Capacity development
3	Policy based lending / Budget support to the Government
4	Analytical work (studies, surveys, etc.)
5	Technical assistance (advice, best practice, international experience)
6	Mobilization of other resources (Trust Funds) for development
7	Other (please specify): _____
8	Don't know

<b>B8. Which World Bank instruments do you believe are LEAST effective in helping to reduce poverty in Nicaragua? (Choose no more than TWO)</b>	
1	Investment lending (financing specific projects)
2	Capacity development
3	Policy based lending / Budget support to the Government
4	Analytical work (studies, surveys, etc.)
5	Technical assistance (advice, best practice, international experience)
6	Mobilization of other resources (Trust Funds) for development
7	Other (please specify): _____
8	Don't know

<b>B9. To what extent do you believe the World Bank SHOULD seek to influence the global development agenda as related to "global public goods" (e.g., climate change, communicable diseases, international financial systems, trade, etc.), on a ten point scale?</b>												
1	2	3	4	5	6	7	8	9	10	<input type="checkbox"/>		
To no degree at all										To a very significant degree		Don't know

## SECTION B: OVERALL ATTITUDES TOWARD THE WORLD BANK

**B10. In addition to the regular relations with the national government as its main interlocutor, which TWO of the following groups should the World Bank collaborate with more in your country to ensure better development results there? (Choose no more than TWO)**

1	NGOs
2	Municipal and Local Government
3	Beneficiaries
4	Private sector
5	Community Based Organizations (CBOs)
6	Donor community
7	Private foundations
8	Academia/think tanks/research institutes
9	Parliament
10	Media
11	Faith based organizations
12	Autonomous regional authorities
13	Indigenous people authorities
14	Other (please specify): _____

**To what extent do you agree with the following statements about the World Bank's work in Nicaragua, on a ten point scale?**

		Strongly disagree										Strongly agree	Don't know
<b>B11</b>	Overall the World Bank currently plays a relevant role in development in Nicaragua	1	2	3	4	5	6	7	8	9	10	<input type="checkbox"/>	
<b>B12</b>	The World Bank's work is aligned with what I consider the development priorities for Nicaragua	1	2	3	4	5	6	7	8	9	10	<input type="checkbox"/>	
<b>B13</b>	The World Bank supports programs and strategies that are realistic for Nicaragua	1	2	3	4	5	6	7	8	9	10	<input type="checkbox"/>	
<b>B14</b>	The World Bank treats clients and stakeholders in Nicaragua with respect	1	2	3	4	5	6	7	8	9	10	<input type="checkbox"/>	

**PLEASE NOTE: IN SOME CASES THE SURVEY WILL ASK FOR A SPECIFIC NUMBER OF RESPONSES. PLEASE DO NOT CHOOSE ANY MORE THAN REQUESTED. IF MORE RESPONSES ARE CHOSEN, DATA CANNOT BE INCLUDED IN ANALYSIS.**

## SECTION B: OVERALL ATTITUDES TOWARD THE WORLD BANK

**To what extent is the World Bank an effective development partner in Nicaragua in terms of ..., on a ten point scale?**

		To no degree at all										To a very significant degree	Don't know
		1	2	3	4	5	6	7	8	9	10		
<b>B15</b>	Sustainability of the results after implementation of projects	1	2	3	4	5	6	7	8	9	10		<input type="checkbox"/>
<b>B16</b>	Responsiveness	1	2	3	4	5	6	7	8	9	10		<input type="checkbox"/>
<b>B17</b>	Flexibility (in terms of the institution's products and services)	1	2	3	4	5	6	7	8	9	10		<input type="checkbox"/>
<b>B18</b>	Flexibility (in terms of changing country circumstances)	1	2	3	4	5	6	7	8	9	10		<input type="checkbox"/>
<b>B19</b>	Being inclusive	1	2	3	4	5	6	7	8	9	10		<input type="checkbox"/>
<b>B20</b>	Openness (sharing data and other information)	1	2	3	4	5	6	7	8	9	10		<input type="checkbox"/>
<b>B21</b>	Staff accessibility	1	2	3	4	5	6	7	8	9	10		<input type="checkbox"/>
<b>B22</b>	Straightforwardness and honesty	1	2	3	4	5	6	7	8	9	10		<input type="checkbox"/>
<b>B23</b>	Collaboration with groups outside of the Government (e.g., NGOs, academia, private sector)	1	2	3	4	5	6	7	8	9	10		<input type="checkbox"/>
<b>B24</b>	Collaboration with the Government	1	2	3	4	5	6	7	8	9	10		<input type="checkbox"/>
<b>B25</b>	Collaboration with other donors	1	2	3	4	5	6	7	8	9	10		<input type="checkbox"/>

**B26. When World Bank assisted reform efforts fail or are slow to take place, which TWO of the following would you attribute this to? (Choose no more than TWO)**

1	The World Bank works too slowly
2	The Government works inefficiently
3	There is not an adequate level of citizen participation
4	There is not an adequate level of civil society participation
5	Poor donor coordination
6	The impact of World Bank projects is non-sustainable after closing
7	Lack of/inadequate levels of capacity in Government
8	Political pressures and obstacles
9	Reforms are not well thought out in light of country challenges
10	The World Bank is not sensitive enough to political/social realities on the ground
11	Other (please specify): _____

**SECTION C: WORLD BANK EFFECTIVENESS AND RESULTS**

**How effective do you believe the World Bank is in terms of the work it does in the following areas of development in Nicaragua, on a ten point scale?**

		Not effective at all										Very effective	Don't know
		1	2	3	4	5	6	7	8	9	10		
<b>C1</b>	Anti corruption	1	2	3	4	5	6	7	8	9	10	<input type="checkbox"/>	
<b>C2</b>	Information and communications technology	1	2	3	4	5	6	7	8	9	10	<input type="checkbox"/>	
<b>C3</b>	Transport (e.g., roads, ports, airports)	1	2	3	4	5	6	7	8	9	10	<input type="checkbox"/>	
<b>C4</b>	Law and justice (e.g., judicial system)	1	2	3	4	5	6	7	8	9	10	<input type="checkbox"/>	
<b>C5</b>	Urban development	1	2	3	4	5	6	7	8	9	10	<input type="checkbox"/>	
<b>C6</b>	Environmental sustainability	1	2	3	4	5	6	7	8	9	10	<input type="checkbox"/>	
<b>C7</b>	Private sector regulatory framework	1	2	3	4	5	6	7	8	9	10	<input type="checkbox"/>	
<b>C8</b>	Basic infrastructure	1	2	3	4	5	6	7	8	9	10	<input type="checkbox"/>	
<b>C9</b>	Tourism	1	2	3	4	5	6	7	8	9	10	<input type="checkbox"/>	
<b>C10</b>	Poverty reduction	1	2	3	4	5	6	7	8	9	10	<input type="checkbox"/>	
<b>C11</b>	Gender	1	2	3	4	5	6	7	8	9	10	<input type="checkbox"/>	
<b>C12</b>	Domestic private sector development	1	2	3	4	5	6	7	8	9	10	<input type="checkbox"/>	
<b>C13</b>	Foreign direct investment	1	2	3	4	5	6	7	8	9	10	<input type="checkbox"/>	
<b>C14</b>	Water and sanitation	1	2	3	4	5	6	7	8	9	10	<input type="checkbox"/>	
<b>C15</b>	Trade and exports	1	2	3	4	5	6	7	8	9	10	<input type="checkbox"/>	
<b>C16</b>	Economic growth	1	2	3	4	5	6	7	8	9	10	<input type="checkbox"/>	
<b>C17</b>	Energy	1	2	3	4	5	6	7	8	9	10	<input type="checkbox"/>	
<b>C18</b>	Disaster management	1	2	3	4	5	6	7	8	9	10	<input type="checkbox"/>	
<b>C19</b>	Higher education	1	2	3	4	5	6	7	8	9	10	<input type="checkbox"/>	
<b>C20</b>	Public financial management (e.g., public expenditure, fiscal system reform)	1	2	3	4	5	6	7	8	9	10	<input type="checkbox"/>	
<b>C21</b>	Labor markets/job creation/employment	1	2	3	4	5	6	7	8	9	10	<input type="checkbox"/>	
<b>C22</b>	Financial markets	1	2	3	4	5	6	7	8	9	10	<input type="checkbox"/>	
<b>C23</b>	Equality of opportunity (i.e., equity)	1	2	3	4	5	6	7	8	9	10	<input type="checkbox"/>	
<b>C24</b>	Health	1	2	3	4	5	6	7	8	9	10	<input type="checkbox"/>	
<b>C25</b>	Rural development	1	2	3	4	5	6	7	8	9	10	<input type="checkbox"/>	
<b>C26</b>	Global integration	1	2	3	4	5	6	7	8	9	10	<input type="checkbox"/>	
<b>C27</b>	Food security	1	2	3	4	5	6	7	8	9	10	<input type="checkbox"/>	
<b>C28</b>	Basic education	1	2	3	4	5	6	7	8	9	10	<input type="checkbox"/>	
<b>C29</b>	Social protection (pensions, targeted social assistance)	1	2	3	4	5	6	7	8	9	10	<input type="checkbox"/>	
<b>C30</b>	Governance (i.e., government effectiveness)	1	2	3	4	5	6	7	8	9	10	<input type="checkbox"/>	
<b>C31</b>	Climate change (e.g., mitigation, adaptation)	1	2	3	4	5	6	7	8	9	10	<input type="checkbox"/>	
<b>C32</b>	Public sector reform	1	2	3	4	5	6	7	8	9	10	<input type="checkbox"/>	
<b>C33</b>	Regional integration	1	2	3	4	5	6	7	8	9	10	<input type="checkbox"/>	
<b>C34</b>	Agricultural development	1	2	3	4	5	6	7	8	9	10	<input type="checkbox"/>	
<b>C35</b>	Crime and violence	1	2	3	4	5	6	7	8	9	10	<input type="checkbox"/>	
<b>C36</b>	Natural resource management	1	2	3	4	5	6	7	8	9	10	<input type="checkbox"/>	

## SECTION C: WORLD BANK EFFECTIVENESS AND RESULTS

**C37. To what degree does the World Bank's work help achieve development results in Nicaragua, on a ten point scale?**

1	2	3	4	5	6	7	8	9	10	<input type="checkbox"/>
To no degree at all									To a very significant degree	Don't know

**To what extent do you agree with the following statements about the World Bank in Nicaragua, on a ten point scale?**

		Strongly disagree										Strongly agree	Don't know
<b>C38</b>	The World Bank's financial instruments (i.e., investment lending, Development Policy Loan, Trust Funds, Program 4 Result, etc.) meet the needs of Nicaragua	1	2	3	4	5	6	7	8	9	10	<input type="checkbox"/>	
<b>C39</b>	The World Bank meets Nicaragua's needs for knowledge services (e.g., research, analysis, data, technical assistance)	1	2	3	4	5	6	7	8	9	10	<input type="checkbox"/>	
<b>C40</b>	The World Bank Group (including IFC and MIGA) meets the needs of Nicaragua in mobilizing additional financial resources for development	1	2	3	4	5	6	7	8	9	10	<input type="checkbox"/>	

**SECTION D: THE WORLD BANK'S KNOWLEDGE**

<b>D1. How frequently do you consult World Bank knowledge and research (e.g., data, analysis, reports) in the work you do?</b>	
1	Weekly
2	Monthly
3	A few times a year
4	Rarely
5	Never

**PLEASE NOTE: IN SOME CASES THE SURVEY WILL ASK FOR A SPECIFIC NUMBER OF RESPONSES. PLEASE DO NOT CHOOSE ANY MORE THAN REQUESTED. IF MORE RESPONSES ARE CHOSEN, DATA CANNOT BE INCLUDED IN ANALYSIS.**

**SECTION D: THE WORLD BANK'S KNOWLEDGE**

<b>D2. When thinking about the development challenges in Nicaragua, where do you believe it would be most valuable for the World Bank to focus its research and knowledge efforts in the next few years? (Choose no more than THREE)</b>	
1	Public sector reform
2	Gender
3	Domestic private sector development
4	Foreign direct investment
5	Water and sanitation
6	Trade and exports
7	Economic growth
8	Energy
9	Disaster management
10	Tourism
11	Basic education
12	Social protection (e.g., pensions, targeted social assistance)
13	Climate change (e.g., mitigation, adaptation)
14	Poverty reduction
15	Law and justice (e.g., judicial system)
16	Anti corruption
17	Financial markets
18	Equality of opportunity (i.e., equity)
19	Urban development
20	Regional integration
21	Information and communications technology
22	Transport (e.g., roads, ports, airports)
23	Agricultural development
24	Natural resource management
25	Public financial management (e.g., public expenditure, fiscal system reform)
26	Labor markets/job creation/employment
27	Crime and violence
28	Health
29	Rural development
30	Global integration
31	Food security
32	Environmental sustainability
33	Private sector regulatory framework
34	Governance (i.e., government effectiveness)
35	Basic infrastructure
36	Higher education

## SECTION D: THE WORLD BANK'S KNOWLEDGE

How effective do you believe the World Bank's knowledge and research are at ... in Nicaragua?												
		Not effective at all									Very effective	Don't know
D3	Raising your awareness of the particular topic	1	2	3	4	5	6	7	8	9	10	<input type="checkbox"/>
D4	Stimulating public debate/dialogue	1	2	3	4	5	6	7	8	9	10	<input type="checkbox"/>
D5	Helping to build public consensus around reforms	1	2	3	4	5	6	7	8	9	10	<input type="checkbox"/>
D6	Enhancing your knowledge and/or skills	1	2	3	4	5	6	7	8	9	10	<input type="checkbox"/>
D7	Contributing to good policy making	1	2	3	4	5	6	7	8	9	10	<input type="checkbox"/>
D8	Providing support for program implementation	1	2	3	4	5	6	7	8	9	10	<input type="checkbox"/>

To what extent do you believe that the World Bank's knowledge and research ... in Nicaragua?												
		To no degree at all									To a very significant degree	Don't know
D9	Are timely	1	2	3	4	5	6	7	8	9	10	<input type="checkbox"/>
D10	Include appropriate level of stakeholder involvement during preparation	1	2	3	4	5	6	7	8	9	10	<input type="checkbox"/>
D11	Are relevant to Nicaragua's development priorities	1	2	3	4	5	6	7	8	9	10	<input type="checkbox"/>
D12	Provide feasible recommendations	1	2	3	4	5	6	7	8	9	10	<input type="checkbox"/>
D13	Are accessible (well written and easy to understand)	1	2	3	4	5	6	7	8	9	10	<input type="checkbox"/>
D14	A source of relevant information on global good practices	1	2	3	4	5	6	7	8	9	10	<input type="checkbox"/>
D15	Are adequately disseminated	1	2	3	4	5	6	7	8	9	10	<input type="checkbox"/>
D16	Are adaptable to Nicaragua's specific development challenges and country circumstances	1	2	3	4	5	6	7	8	9	10	<input type="checkbox"/>

D17. Overall, how significant a contribution do you believe the World Bank's knowledge and research make to development results in your country, on a ten point scale?												
1	2	3	4	5	6	7	8	9	10	<input type="checkbox"/>		
Not significant at all								Very significant		Don't know		



**SECTION D: THE WORLD BANK'S KNOWLEDGE**

<b>D18. Overall, how would you rate the technical quality of the World Bank's knowledge/ research, on a ten point scale?</b>											
1	2	3	4	5	6	7	8	9	10	<input type="checkbox"/>	
Very low technical quality									Very high technical quality		Don't know

<b>D19. Overall, how effective is the World Bank at providing linkage to non-Bank expertise (i.e., South-South knowledge sharing, etc.), on a ten point scale?</b>											
1	2	3	4	5	6	7	8	9	10	<input type="checkbox"/>	
Not effective at all									Very effective		Don't know

**SECTION E: WORKING WITH THE WORLD BANK**

To what extent do you agree/disagree with the following statements, on a ten point scale?												
		Strongly disagree									Strongly agree	Don't know
		1	2	3	4	5	6	7	8	9	10	
<b>E1</b>	The World Bank disburses funds promptly	1	2	3	4	5	6	7	8	9	10	<input type="checkbox"/>
<b>E2</b>	The World Bank effectively monitors and evaluates the projects and programs it supports	1	2	3	4	5	6	7	8	9	10	<input type="checkbox"/>
<b>E3</b>	The World Bank's approvals and reviews are done in a timely fashion	1	2	3	4	5	6	7	8	9	10	<input type="checkbox"/>
<b>E4</b>	The World Bank's "Safeguard policy" requirements are reasonable	1	2	3	4	5	6	7	8	9	10	<input type="checkbox"/>
<b>E5</b>	The World Bank imposes reasonable conditions on its lending	1	2	3	4	5	6	7	8	9	10	<input type="checkbox"/>
<b>E6</b>	Working with the World Bank increases Nicaragua's institutional capacity	1	2	3	4	5	6	7	8	9	10	<input type="checkbox"/>
<b>E7</b>	The World Bank ensures consistency and continuity through staff changes	1	2	3	4	5	6	7	8	9	10	<input type="checkbox"/>
<b>E8</b>	The World Bank's teams and visits are well coordinated	1	2	3	4	5	6	7	8	9	10	<input type="checkbox"/>
<b>E9</b>	Where country systems (e.g., procurement, financial management, etc.) are adequate, the World Bank makes appropriate use of them	1	2	3	4	5	6	7	8	9	10	<input type="checkbox"/>
<b>E10</b>	The World Bank provides effective implementation support (i.e., supervision of projects)	1	2	3	4	5	6	7	8	9	10	<input type="checkbox"/>
<b>E11</b>	The World Bank's approvals and reviews for procurement and financial management are well justified	1	2	3	4	5	6	7	8	9	10	<input type="checkbox"/>

**PLEASE NOTE: IN SOME CASES THE SURVEY WILL ASK FOR A SPECIFIC NUMBER OF RESPONSES. PLEASE DO NOT CHOOSE ANY MORE THAN REQUESTED. IF MORE RESPONSES ARE CHOSEN, DATA CANNOT BE INCLUDED IN ANALYSIS.**

## SECTION F: THE FUTURE ROLE OF THE WORLD BANK GROUP IN NICARAGUA

<b>F1. How significant a role do you believe the World Bank SHOULD play in Nicaragua's development in the near future, on a ten point scale?</b>										
1	2	3	4	5	6	7	8	9	10	<input type="checkbox"/>
Not a significant role at all									Very significant role	Don't Know

<b>F2. Which of the following SHOULD the World Bank do to make itself of greater value in Nicaragua? (Choose no more than TWO)</b>	
1	Improve the quality of its experts as related to Nicaragua's specific challenges
2	Reduce the complexity of obtaining World Bank financing
3	Focus primarily on advocacy issues
4	Improve the competitiveness of its financing compared to markets (e.g., cost, timeliness, and other terms)
5	Ensure greater selectivity in its work
6	Provide more adequate data/knowledge/statistics/figures on Nicaragua's economy
7	Offer more innovative financial products
8	Offer more innovative knowledge services
9	Increase availability of fee-based services
10	Work faster
11	Greater collaboration and synergy within the World Bank Group (IDA, IFC, and MIGA)
12	Others (please specify): _____

## SECTION F: THE FUTURE ROLE OF THE WORLD BANK GROUP IN NICARAGUA

<b>F3. How familiar are you with the work of the International Finance Corporation (IFC) in Nicaragua, on a ten point scale?</b>									
1	2	3	4	5	6	7	8	9	10
Not familiar at all					Extremely familiar				

<b>F4. How effectively do you believe the different parts of the World Bank Group (IBRD/IDA and IFC) collaborate and coordinate efforts in Nicaragua, on a ten point scale?</b>										
1	2	3	4	5	6	7	8	9	10	<input type="checkbox"/>
Not effectively at all									Very effectively	Don't know

<b>F5. How significant a role do you believe IFC, through its support for the private sector, SHOULD play in helping Nicaragua achieve its economic and social development goals in the future, on a ten point scale?</b>										
1	2	3	4	5	6	7	8	9	10	<input type="checkbox"/>
Not a significant role at all									Very significant role	Don't know

## SECTION G: COMMUNICATION AND INFORMATION SHARING

<b>G1. How do you get most of your information about economic and social development issues in Nicaragua? (Choose no more than TWO)</b>	
1	Local newspapers
2	International newspapers
3	Local radio
4	International radio
5	Local television
6	International television
7	Periodicals
8	Internet
9	Social media (Facebook, Twitter, Youtube)
10	Blogs
11	Mobile phones
12	Instant messaging
13	Other (please specify): _____

<b>G2. How would you prefer to receive information from the World Bank? (Choose no more than TWO)</b>	
1	World Bank website
2	Direct contact with World Bank (i.e., face to face meetings/discussions)
3	e-Newsletters
4	Instant messaging
5	World Bank seminars/workshops/conferences
6	World Bank Public Information Center
7	World Bank publications and other written materials
8	Mobile phones
9	Social media (Facebook, Twitter, Youtube)
10	Blogs
11	Others (please specify): _____

<b>G3</b>	Are you aware of the World Bank's Access to Information Policy under which the Bank will now disclose any information in its possession that is not on a list of exceptions?	<b>Yes</b>	<b>No</b>
<b>G4</b>	Have you requested information from the World Bank on its activities in the past year? (If YES please go to Question G5; if NO please go to G6)	<b>Yes</b>	<b>No</b>
<b>G5</b>	Were you able to obtain this information?	<b>Yes</b>	<b>No</b>
<b>G6</b>	Do you have access to the Internet?	<b>Yes</b>	<b>No</b>
<b>G7</b>	Do you use/have you used the World Bank website?	<b>Yes</b>	<b>No</b>

## SECTION G: COMMUNICATION AND INFORMATION SHARING

G8. Which do you primarily use?	
1	The World Bank's country website (www.worldbank.org/nicaragua)
2	The World Bank's main website (www.worldbank.org)

G9. Do you use/have you used the World Bank's Public Information Centers (PICs) in Nicaragua?	
1	Yes
2	No
3	I don't know what PIC is

Please rate how much you agree with the following statements, on a ten point scale.													
		Strongly disagree										Strongly agree	Don't know
		1	2	3	4	5	6	7	8	9	10		
G10	I use more data from the World Bank as a result of the organization's Open Data policy												<input type="checkbox"/>
G11	The World Bank's PIC is a valuable source of information related to development in Nicaragua. <i>(Only answer if you have used the PIC)</i>												<input type="checkbox"/>
G12	I find the World Bank websites easy to navigate. <i>(Only answer if you have used a World Bank website)</i>												<input type="checkbox"/>
G13	I find the information on the World Bank's websites useful. <i>(Only answer if you have used a World Bank website)</i>												<input type="checkbox"/>
G14	When I need information from the World Bank I know how to find it (e.g., whom to call, where to reach them, etc.)												<input type="checkbox"/>
G15	The World Bank is responsive to my information requests and inquiries												<input type="checkbox"/>

**PLEASE NOTE: IN SOME CASES THE SURVEY WILL ASK FOR A SPECIFIC NUMBER OF RESPONSES. PLEASE DO NOT CHOOSE ANY MORE THAN REQUESTED. IF MORE RESPONSES ARE CHOSEN, DATA CANNOT BE INCLUDED IN ANALYSIS.**

**SECTION H: BACKGROUND INFORMATION**

<b>H1. Which of the following best describes your current position? (Please mark only ONE response)</b>	
1	Office of the President, Prime Minister
2	Office of Minister
3	Office of Parliamentarian
4	Employee of a Ministry, Ministerial Department or Implementation Agency
5	Consultant/Contractor working on World Bank supported Project/Program
6	Project Management Unit (PMU) overseeing implementation of project
7	Local Government Office or Staff
8	Bilateral Agency
9	Multilateral Agency
10	Private Sector Organization
11	Private Foundation
12	Financial Sector/Private Bank
13	NGO
14	Community Based Organization
15	Media (Press, Radio, TV, Web, etc.)
16	Independent Government Institution (i.e., Regulatory Agency, Central Bank/oversight institution)
17	Trade Union
18	Faith-Based Group
19	Academia/Research Institute/Think Tank
20	Judiciary Branch
21	Other (please specify): _____

**SECTION H: BACKGROUND INFORMATION (CONT...)**

<b>H2. Please identify the primary specialization of your work. (Please mark only ONE response)</b>	
1	Agricultural development
2	Anti corruption
3	Basic infrastructure
4	Climate change (e.g., mitigation, adaptation)
5	Crime and violence
6	Tourism
7	Disaster management
8	Domestic private sector development
9	Economic growth
10	Basic education
11	Energy
12	Environmental sustainability
13	Equality of opportunity (i.e., equity)
14	Financial markets
15	Food security
16	Foreign direct investment
17	Gender
18	Governance (i.e., government effectiveness)
19	Information and communications technology
20	Global integration
21	Health
22	Labor markets/job creation/employment
23	Law and justice (e.g., judicial system)
24	Higher education
25	Natural resource management
26	Poverty reduction
27	Public financial management (e.g., public expenditure, fiscal system reform)
28	Public sector reform
29	Private sector regulatory framework
30	Regional integration
31	Rural development
32	Social protection (e.g., pensions, targeted social assistance)
33	Trade and exports
34	Transport (e.g., roads, ports, airports)
35	Urban development
36	Water and sanitation
37	Other (please specify): _____



**SECTION H: BACKGROUND INFORMATION (CONT...)**

<b>H3. Currently, do you professionally collaborate/work with the World Bank in your country?</b>	
1	Yes
2	No

<b>H4. Which of the following describes most of your exposure to the World Bank in Nicaragua? (Choose no more than TWO)</b>	
1	Observer (i.e., follow in media, discuss in informal conversations, etc.)
2	Use World Bank reports/data
3	Engage in World Bank related/sponsored events/activities
4	Collaborate as part of my professional duties
5	Use World Bank website for information, data, research, etc.

<b>H5. Which best represents your geographic location?</b>	
1	Managua
2	Pacífico
3	Central
4	Atlántico

**Thank you for completing the survey!**