

Russia

The World Bank Group Country Survey FY 2014

Report of Findings
November 2014



CountryOpinionSurveys
THE WORLD BANK GROUP

Acknowledgements

The Russia Country Opinion Survey is part of the Country Opinion Survey Program series of the World Bank Group. This report was prepared by the Public Opinion Research Group (PORG) team led by Sharon Felzer (Senior Communications Officer, Head of PORG), Svetlana Markova, Jessica Cameron and Jing Guo. Calita Woods and Dania Mendoza provided data support. The report was prepared under the overall guidance and supervision of Sumir Lal (Director, ECRGP). PORG acknowledges the significant contribution from the Russia country team and the local fielding agency Levada Analytical Center. In particular, PORG is grateful to Lada Strelkova (Country Program Coordinator), Marina Vasilieva (Senior Communications Officer) and Nezhdana Bukova (Communications Officer) for their ongoing support throughout the Country Opinion Survey process.

Table of Contents

I. Objectives	3
II. Methodology.....	3
III. Demographics of the Sample.....	5
IV. General Issues Facing Russia	11
V. Overall Attitudes toward the World Bank Group.....	16
VI. Sectoral Importance and Effectiveness.....	24
VII. How the World Bank Group Operates	28
VIII. World Bank Group's Knowledge and Instruments	33
IX. The Future Role of the World Bank Group in Russia.....	39
X. Communication and Openness.....	43
XI. Russia's Role as a Global Donor for Development	48
XII. Appendices.....	55



I. Objectives

This survey was designed to achieve the following objectives:

- Assist the World Bank Group in gaining a better understanding of how stakeholders in Russia perceive the World Bank Group;
- Obtain systematic feedback from stakeholders in Russia regarding:
 - Their views regarding the general environment in Russia;
 - Their overall attitudes toward the World Bank Group in Russia;
 - Overall impressions of the World Bank Group's effectiveness and results, knowledge work and activities, and communication and information sharing in Russia;
 - Perceptions of the World Bank Group's future role in Russia.
- Use data to help inform Russia country team's strategy.

II. Methodology

In February—June 2014, 393 stakeholders of the World Bank Group in Russia were invited to provide their opinions on the World Bank Group's assistance to the country by participating in a country survey. Participants in the survey were drawn from the office of the President; the office of the Prime Minister; office of a minister; office of a parliamentarian; ministries, ministerial departments, or implementation agencies; consultants/contractors working on World Bank Group-supported projects/programs; project management units (PMUs) overseeing implementation of a project; local government officials; bilateral and multilateral agencies; private sector companies; private foundations; the financial sector/private banks; NGOs; community based organizations; the media; independent government institutions; trade unions; academia/research institutes/think tanks; the judiciary branch; and other organizations. A total of 139 stakeholders participated in the survey (35% response rate).

Some respondents received the questionnaire via email and returned it accordingly. Others received a link to an online version of the questionnaire in the Qualtrics platform. Respondents were asked about: general issues facing Russia; their overall attitudes toward the World Bank Group (WBG); the WBG's effectiveness and results; the WBG's knowledge work and activities; working with the WBG; the WBG's future role in Russia; Russia's role as a global donor for development; and the WBG's communication and information sharing in Russia.

Every country that engages in the Country Opinion Survey must include specific indicator questions that will be aggregated for the World Bank Group's annual Corporate Scorecard. These questions are identified throughout the survey report.

- A. General Issues Facing Russia: Respondents were asked to indicate whether Russia is headed in the right direction, what they thought were the top three most important development priorities in the country, which areas would contribute most to reducing poverty and generating economic growth in Russia, and how "shared prosperity" would be best achieved in Russia.

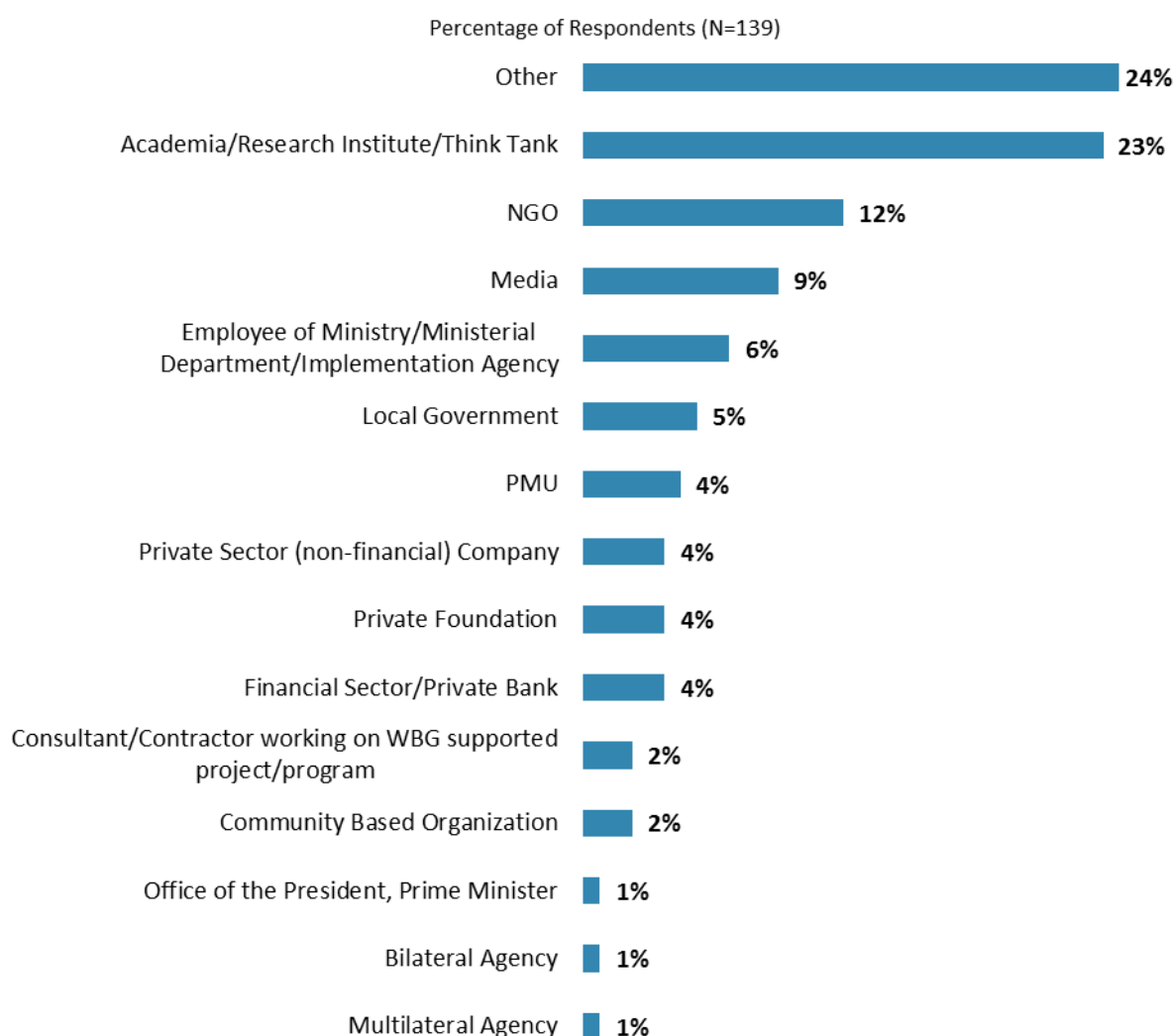
II. Methodology (continued)

- B. Overall Attitudes toward the World Bank Group (WBG): Respondents were asked to rate their familiarity with the WBG, the WBG's effectiveness in Russia, WBG staff preparedness to help Russia solve its development challenges, their agreement with various statements regarding the WBG's work, and the extent to which the WBG is an effective development partner. Respondents were asked to indicate the WBG's greatest values and weaknesses, the most effective instruments in helping reduce poverty in Russia, with which stakeholder groups the WBG should collaborate more, in which sectoral areas the WBG should focus most of its resources (financial and knowledge services), and to what reasons respondents attributed failed or slow reform efforts.
- C. World Bank Group's Effectiveness and Results: Respondents were asked to rate the extent to which the WBG's work helps achieve development results in Russia, the extent to which the WBG meets Russia's needs for knowledge services and financial instruments, and the WBG's level of effectiveness across thirty-three development areas, such as economic growth, governance, private sector development, education, and job creation.
- D. The World Bank Group's Knowledge Work and Activities: Respondents were asked to indicate how frequently they consult WBG's knowledge work and activities and to rate the effectiveness and quality of the WBG's knowledge, including how significant of a contribution it makes to development results and its technical quality.
- E. Working with the World Bank Group: Respondents were asked to rate their level of agreement with a series of statements regarding working with the WBG, such as the WBG taking decisions quickly in Russia, imposing reasonable conditions on its lending/investments, disbursing funds promptly, increasing Russia's institutional capacity, and providing effective implementation support.
- F. The Future Role of the World Bank Group in Russia: Respondents were asked to indicate what the WBG should do to make itself of greater value in Russia, and which services the WBG should offer more of in the country.
- G. Russia's Role as a Global Donor for Development: Respondents were asked about their views on Russia's role as a donor providing assistance to developing/poor countries.
- H. Communication and Information Sharing: Respondents were asked to indicate how they get information about economic and social development issues, how they prefer to receive information from the WBG, and their usage and evaluation of the WBG's websites and social media channels. Respondents were also asked about their awareness of the WBG's Access to Information policy, past information requests from the WBG, and their level of agreement that they use more data from the WBG as a result of the WBG's Open Data policy.
- I. Background Information: Respondents were asked to indicate their current position, specialization, whether they professionally collaborate with the WBG, their exposure to the WBG in Russia, which WBG agencies they work with, and their geographic location.

III. Demographics of the Sample

Current Position

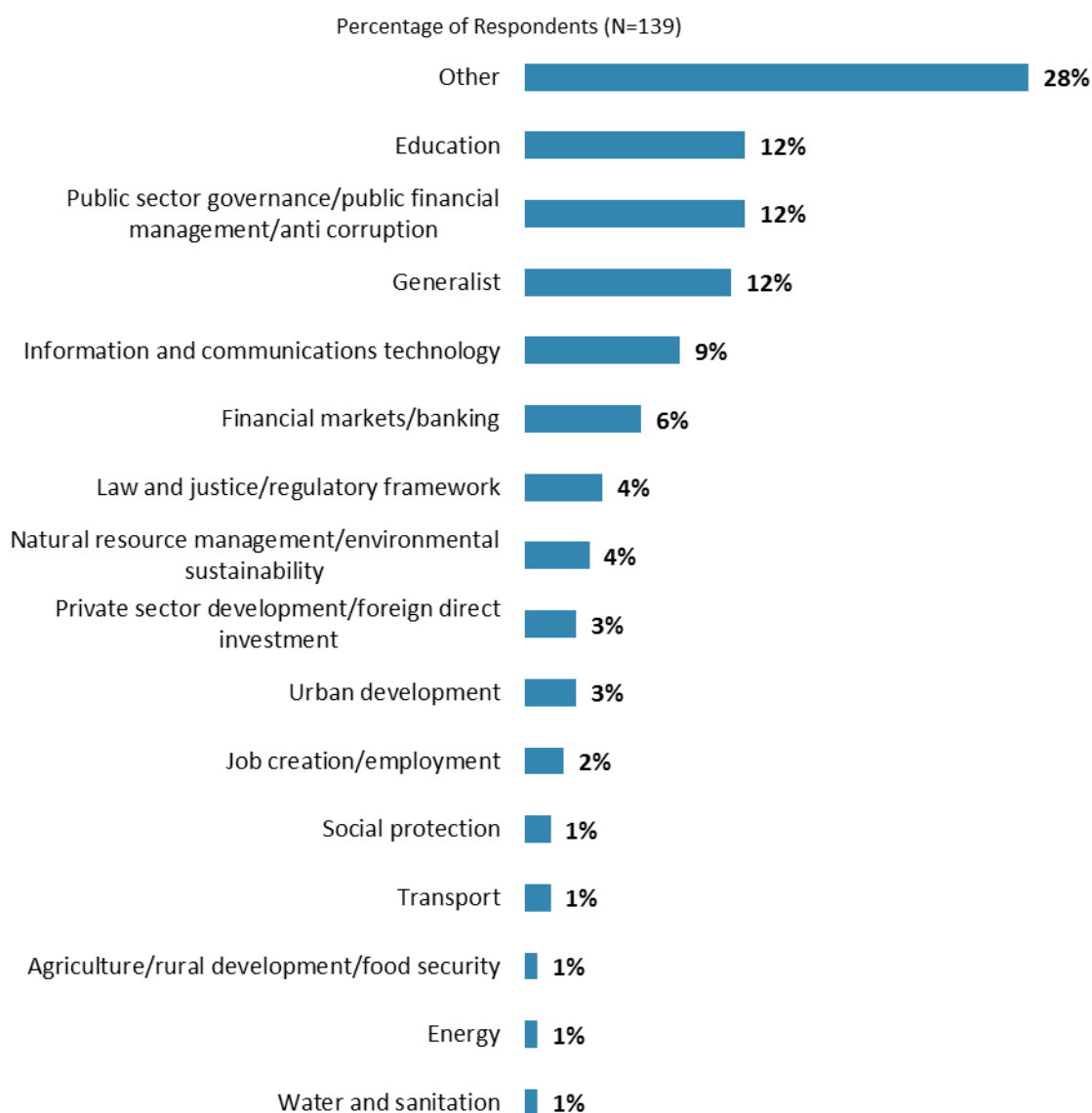
- For further analyses, a small number of respondents from PMUs and consultants/contractors working on WBG-supported projects/programs were combined with employees of ministries/ministerial departments/implementation agencies; respondents from the financial sector/private banks were combined with those from private sector companies; respondents from NGOs, community based organizations, and private foundations were combined into the “CSO” category; and the few respondents from the office of the President/Prime Minister, bilateral agencies and multilateral agencies were included in the “Other” category. There were no respondents from the office of a minister, the office of a parliamentarian, independent government institutions, trade unions, and the judiciary branch.



“Which of the following best describes your current position?” (Respondents chose from a list.)

III. Demographics of the Sample (continued)

Area of Primary Specialization

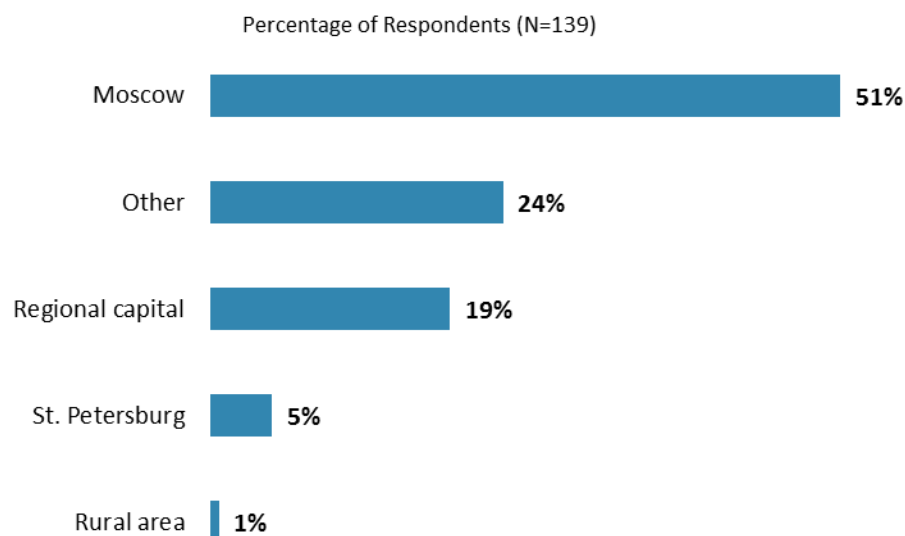


“Please identify the primary specialization of your work.” (Respondents chose from a list.)

III. Demographics of the Sample (continued)

Geographic Location

- The majority of respondents indicated that they were located in Moscow. A small number of respondents from St. Petersburg were combined with those from Moscow, and a small number of respondents from rural areas were included in the “Other” category for all further analyses.
- Responses across geographic locations for all country survey questions can be found in Appendix C (see page 99). Only significant differences between geographic locations in response to indicator questions will be discussed in the body of this report.



“Which best represents your geographic location?” (Respondents chose from a list.)

III. Demographics of the Sample (continued)

Collaboration with and Exposure to the World Bank Group

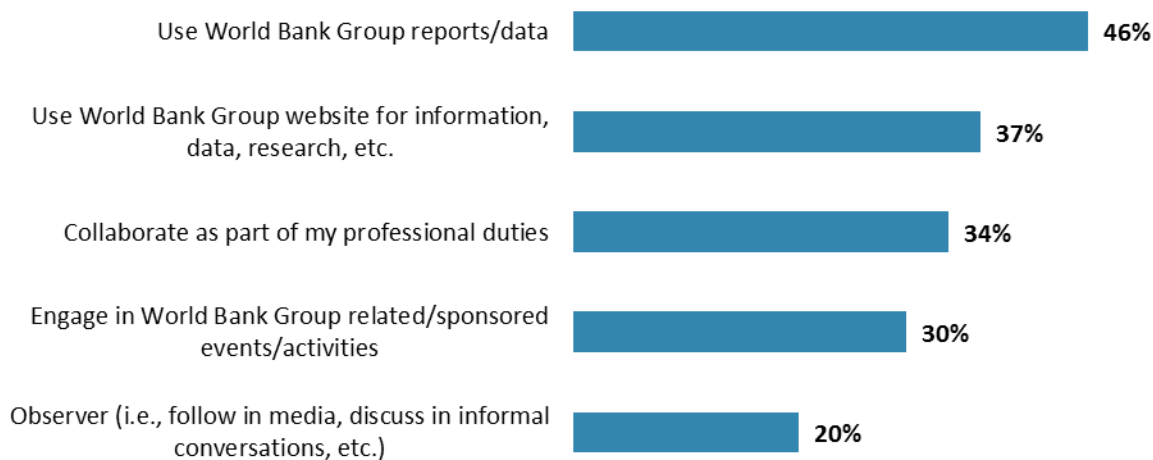
- Differences in responses to the indicator questions, based on levels of collaboration and exposure to the World Bank Group in Russia, can be found in Appendix E (see page 135). Please note that where these two factors appear to have a significant relationship with overall views of the World Bank Group, it is highlighted in yellow in that table.

Percentage of Respondents (N=106)



"Currently, do you professionally collaborate/work with the World Bank Group in your country?"

Percentage of Respondents (N=104)

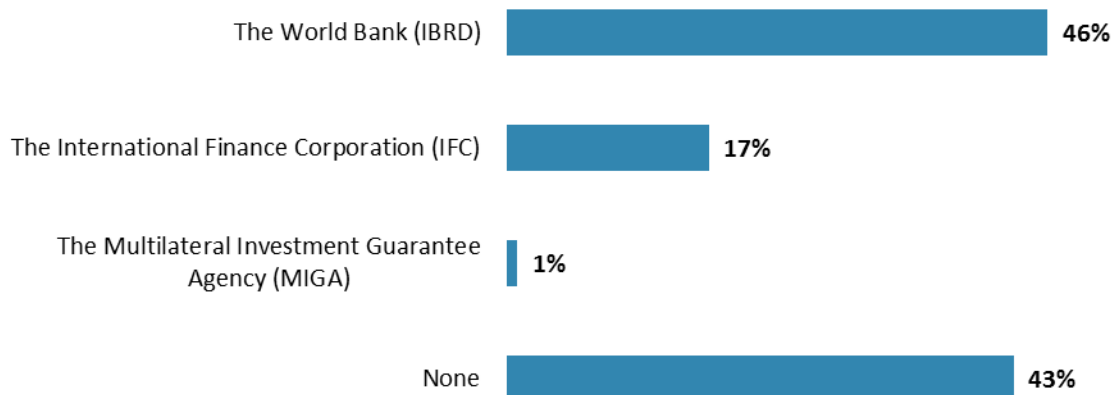


"Which of the following describes most of your exposure to the World Bank Group in Russia? (Choose no more than TWO)" (Respondents chose from a list. Responses combined.)

III. Demographics of the Sample (continued)

Exposure to Agencies within the World Bank Group

Percentage of Respondents (N=104)



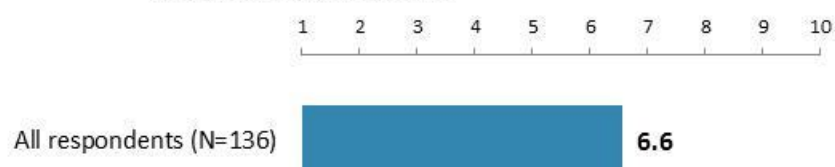
"Which of the following agencies of the World Bank Group do you work with in Russia?
(Select all that apply)" (Respondents chose from a list. Responses combined.)

III. Demographics of the Sample (continued)

Familiarity with the World Bank Group

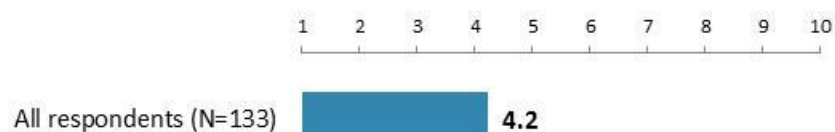
- Employees of ministries/PMUs/consultants on WBG projects had the highest levels of familiarity with the World Bank (IBRD), whereas respondents from academia/research institutes/think tanks had significantly lower levels of familiarity.
- Respondents from the private sector/financial sector/private banks had the highest levels of familiarity with the IFC, whereas respondents from local governments had significantly lower levels of familiarity.
- Respondents who indicated that they work with the IFC in Russia (17% of the sample) had significantly higher levels of familiarity with the IFC than other respondents.
- Respondents who professionally collaborate/work with the WBG had significantly higher levels of familiarity with the World Bank (IBRD) and the IFC than respondents who indicated that they do not collaborate with the WBG.
- Respondents' ratings of familiarity with the World Bank and the IFC were significantly, strongly correlated with their perceptions of the overall effectiveness of the World Bank and the IFC (respectively) in Russia, and significantly, moderately correlated with their perceptions of the WBG's relevance to Russia's development, and the WBG's ability to help achieve development results in Russia.

Mean Familiarity Rating: IBRD



"How familiar are you with the work of the World Bank (IBRD) in Russia?"
(1 - "Not familiar at all", 10 - "Extremely familiar")

Mean Familiarity Rating: IFC



Respondents who indicated that they work with the IFC (N=18)

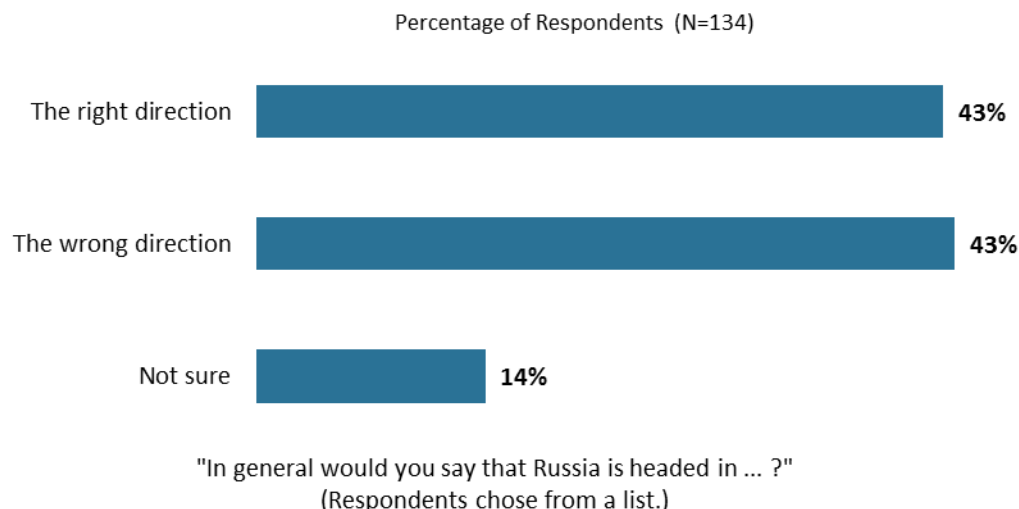
Category	Mean Familiarity Rating
Respondents who indicated that they work with the IFC (N=18)	7.4

"How familiar are you with the work of the International Finance Corporation (IFC) in Russia?"
(1 - "Not familiar at all", 10 - "Extremely familiar")

IV. General Issues Facing Russia

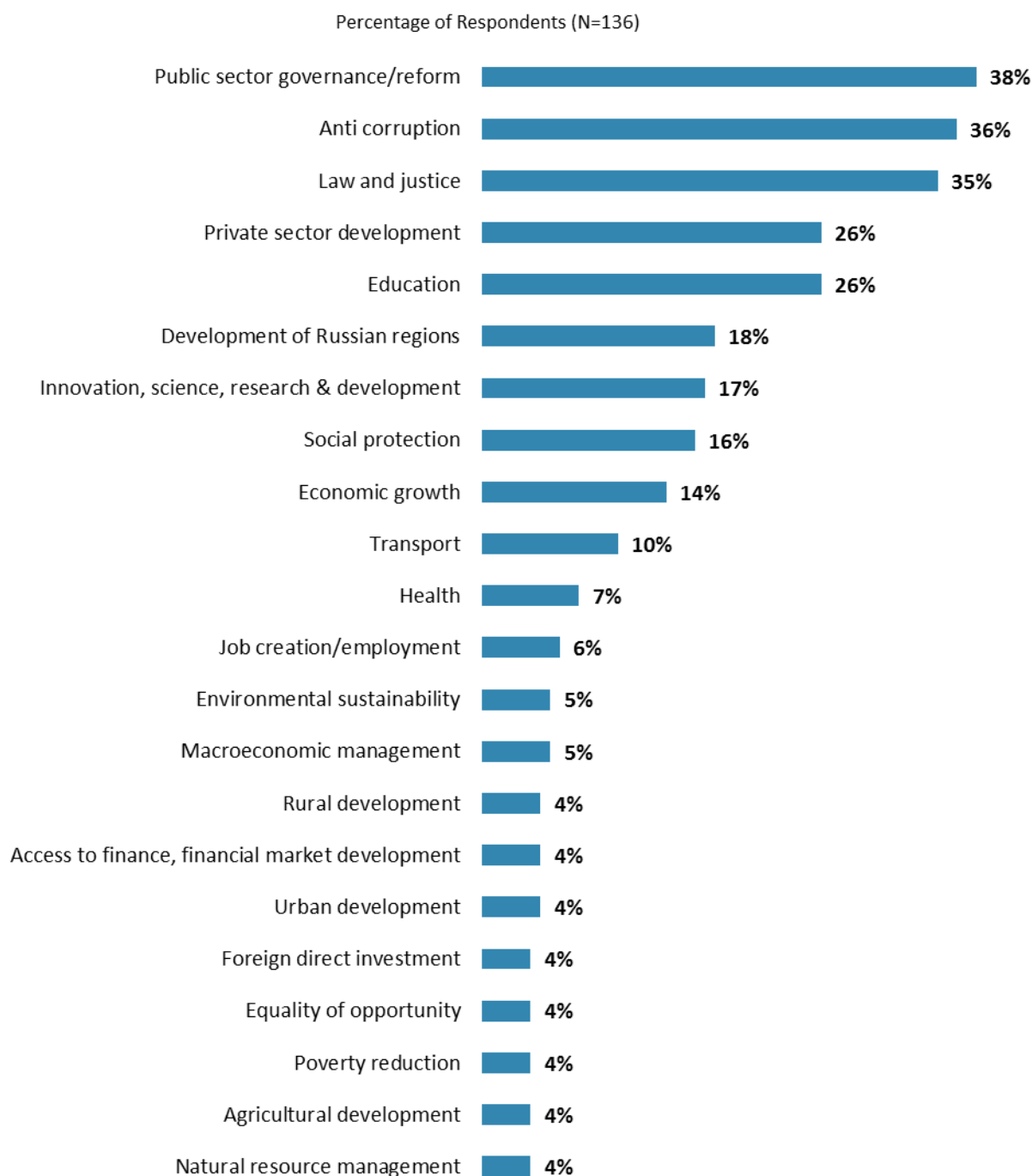
Headed in the Right Direction

- While a plurality of respondents from local governments and employees of ministries/ PMUs/consultants on WBG projects indicated that Russia is headed in the right direction, a majority of respondents from CSOs and academia/research institutes/think tanks indicated that Russia is headed in the wrong direction.



IV. General Issues Facing Russia (continued)

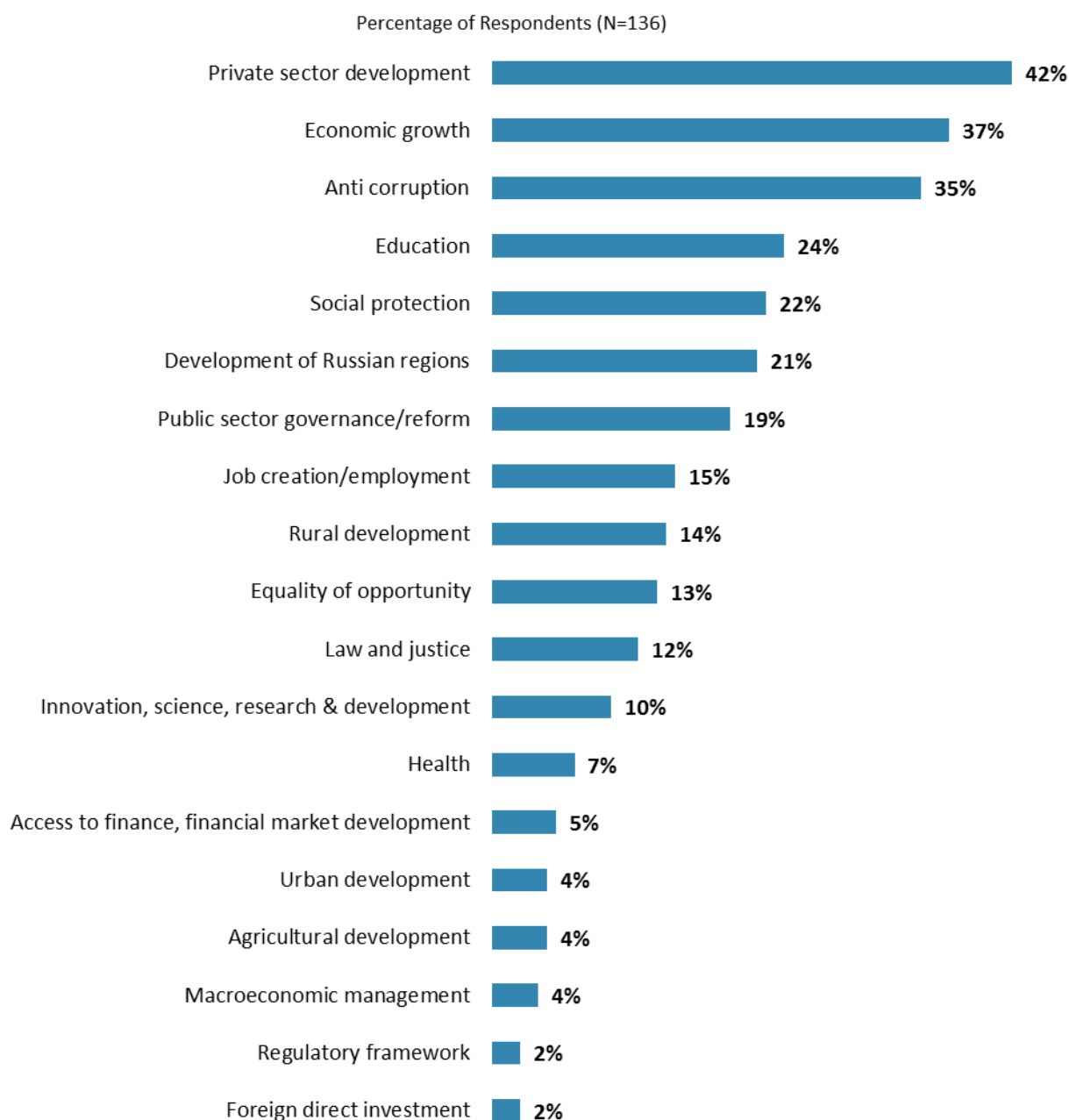
Development Priority



"Listed below are a number of development priorities in Russia. Please identify which of the following you consider the most important development priorities in Russia.
(Choose no more than THREE)" (Respondents chose from a list. Responses combined.)

IV. General Issues Facing Russia (continued)

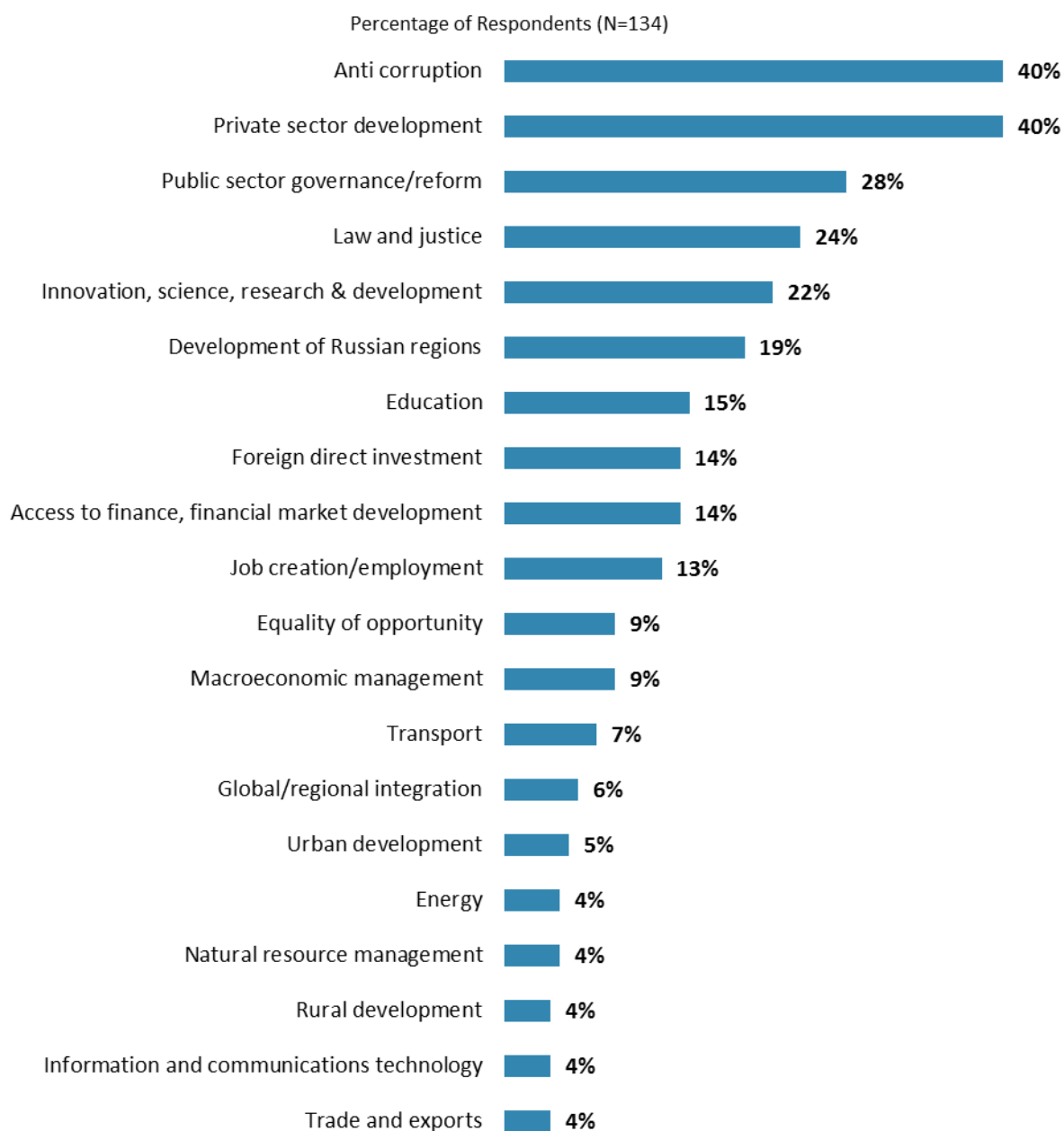
Factors Contributing to Poverty Reduction



"Poverty reduction is a broad term that encompasses work in many different areas. Which THREE areas of development listed below do you believe would contribute most to reducing poverty and increasing well-being of the population in Russia? (Choose no more than THREE)" (Respondents chose from a list. Responses combined.)

IV. General Issues Facing Russia (continued)

Factors Contributing to Economic Growth

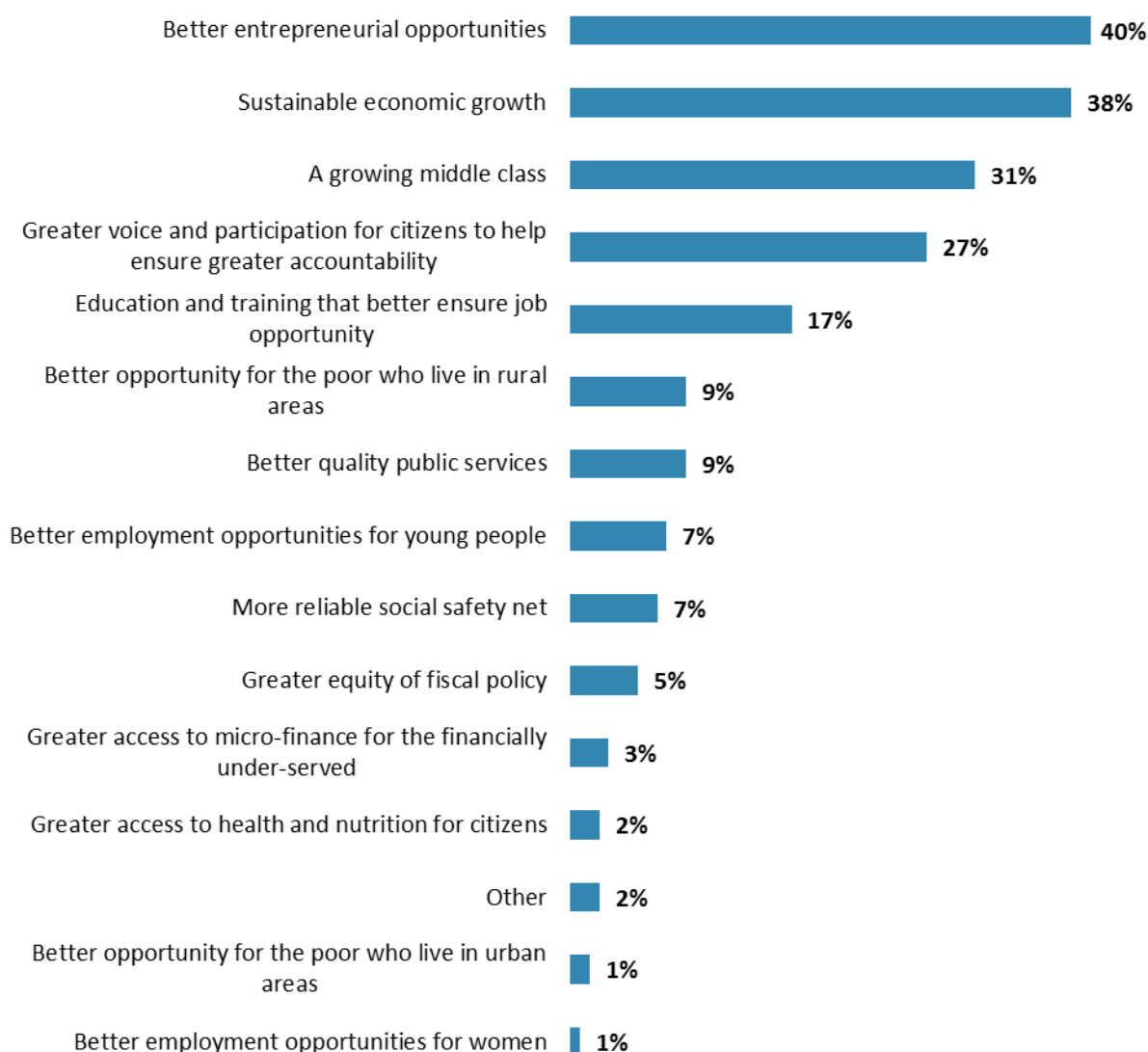


"Economic growth can be driven by a number of factors. Which THREE areas below do you believe would contribute most to generating economic growth in Russia? (Choose no more than THREE)"
(Respondents chose from a list. Responses combined.)

IV. General Issues Facing Russia (continued)

Achieving “Shared Prosperity”

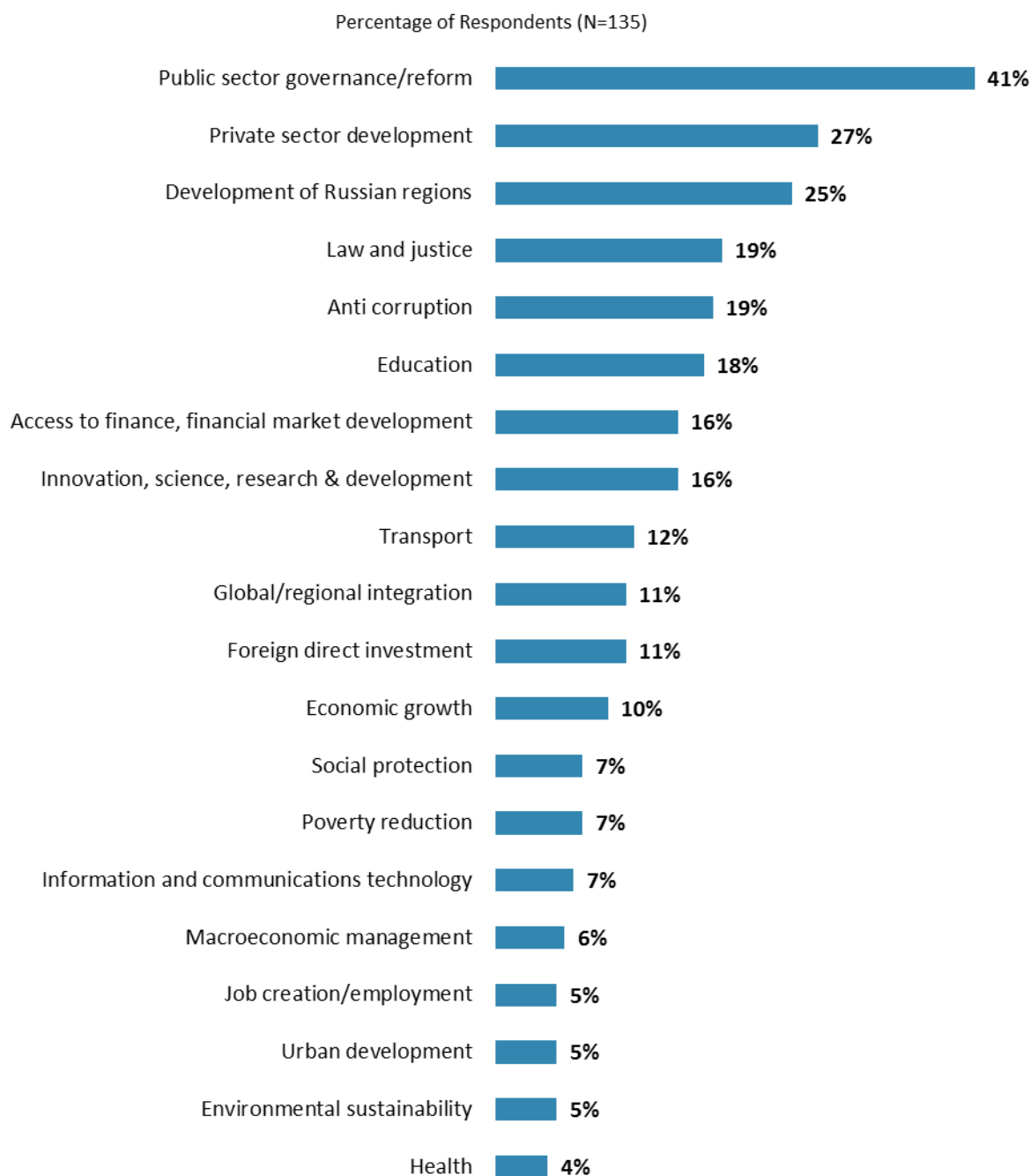
Percentage of Respondents (N=136)



"When thinking about the idea of "shared prosperity" in your country, which of the following TWO best illustrate how this would be achieved in Russia? (Choose no more than TWO)"
(Respondents chose from a list. Responses combined.)

V. Overall Attitudes toward the World Bank Group

Focusing World Bank Group Resources



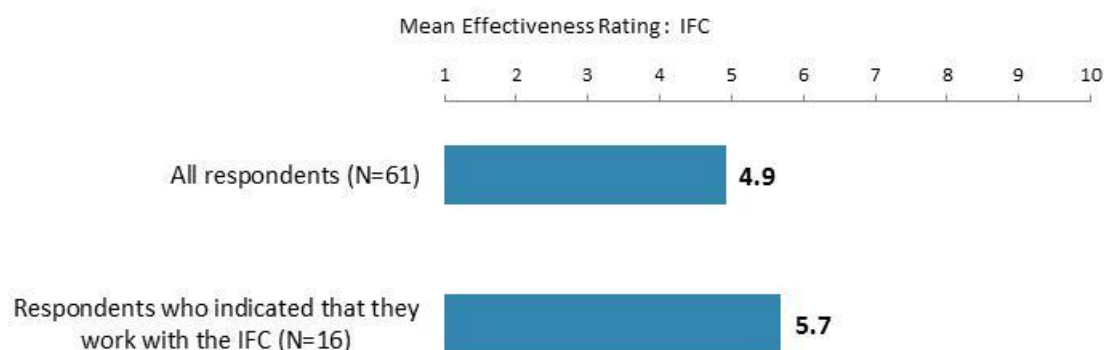
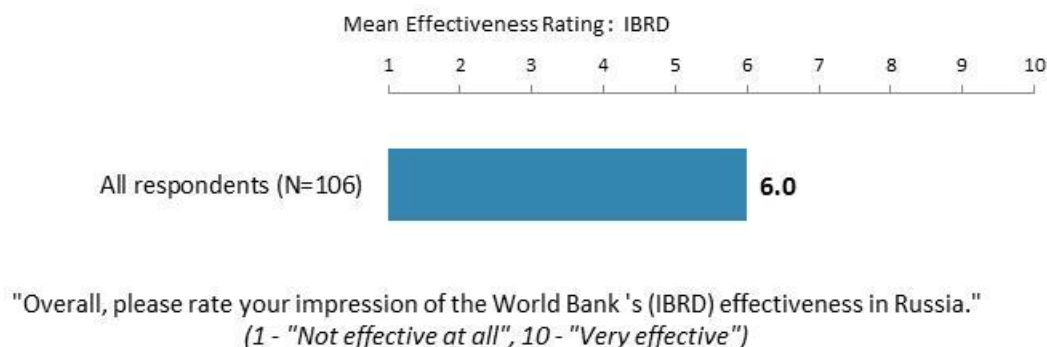
“When thinking about how the World Bank Group can have the most impact on development results in Russia, in which sectoral areas do you believe the World Bank Group should focus most of its resources (financial and knowledge services) in Russia? (Choose no more than THREE)”
(Respondents chose from a list. Responses combined.)

V. Overall Attitudes toward the World Bank Group (continued)

As noted in the “Methodology” section, the indicator questions referred to throughout the survey report are questions that are asked in every country that engages in the Country Opinion Survey. These will be aggregated for the World Bank Group’s annual Corporate Scorecard.

The World Bank Group’s Overall Effectiveness (*Indicator Question*)

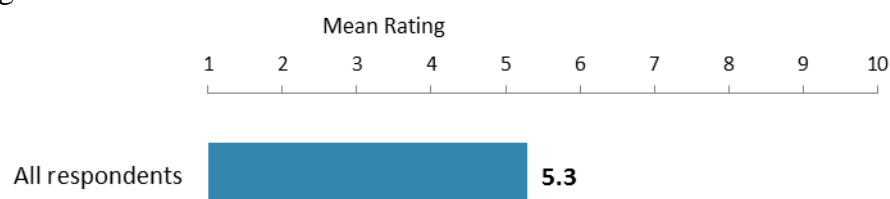
- Respondents who collaborate/work with the WBG gave significantly higher ratings for the World Bank’s (IBRD) and IFC’s overall effectiveness than respondents who do not collaborate with the WBG in Russia.
- Respondents who indicated that they work with the IFC in Russia (17% of the sample) gave significantly higher ratings for the IFC’s effectiveness than other respondents.
- Respondents from the private sector/financial sector/private banks gave the highest ratings for the IFC’s effectiveness in Russia, whereas respondents from local governments gave significantly lower ratings.
- Respondents from regional capitals gave significantly lower ratings for the IFC’s effectiveness than respondents from other geographic areas in Russia.



V. Overall Attitudes toward the World Bank Group (continued)

Achieving Development Results (*Indicator Question*)

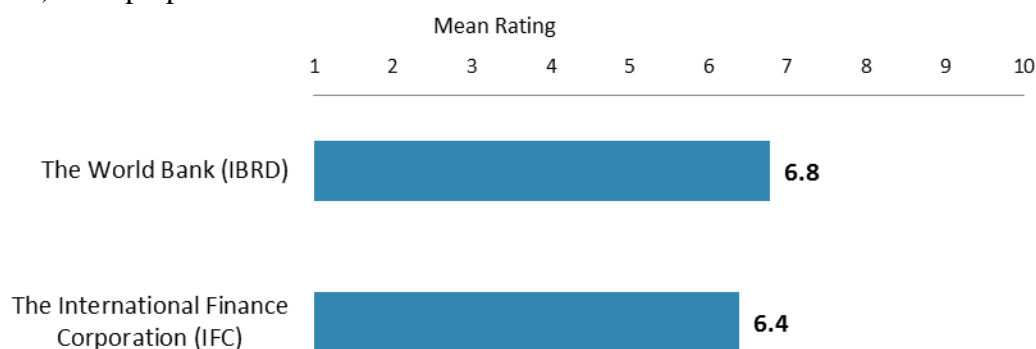
- Respondents who collaborate/work with the WBG gave significantly higher ratings for the extent to which the WBG's work helps to achieve development results in Russia than respondents who do not collaborate with the WBG.
- Respondents across all stakeholder groups and geographic locations gave statistically similar ratings.



"To what extent does the World Bank Group's work help to achieve development results in Russia?"
(1 - "To no degree at all", 10 - "To a very significant degree")

Staff Preparedness (*Indicator Question*)

- Respondents who collaborate/work with the WBG gave significantly higher ratings for the extent to which the IFC's staff is well prepared to help Russia solve its most complicated development challenges than respondents who do not collaborate with the WBG in Russia.
- Respondents from the private sector/financial sector/private banks gave the highest ratings for the IFC's staff preparedness in Russia, whereas respondents from local governments gave significantly lower ratings.
- Respondents from regional capitals gave significantly lower ratings for the IFC's staff preparedness than respondents from other geographic areas in Russia.
- Respondents across all stakeholder groups, geographic locations, and levels of collaboration with the WBG gave statistically similar ratings for the World Bank's (IBRD) staff preparedness.

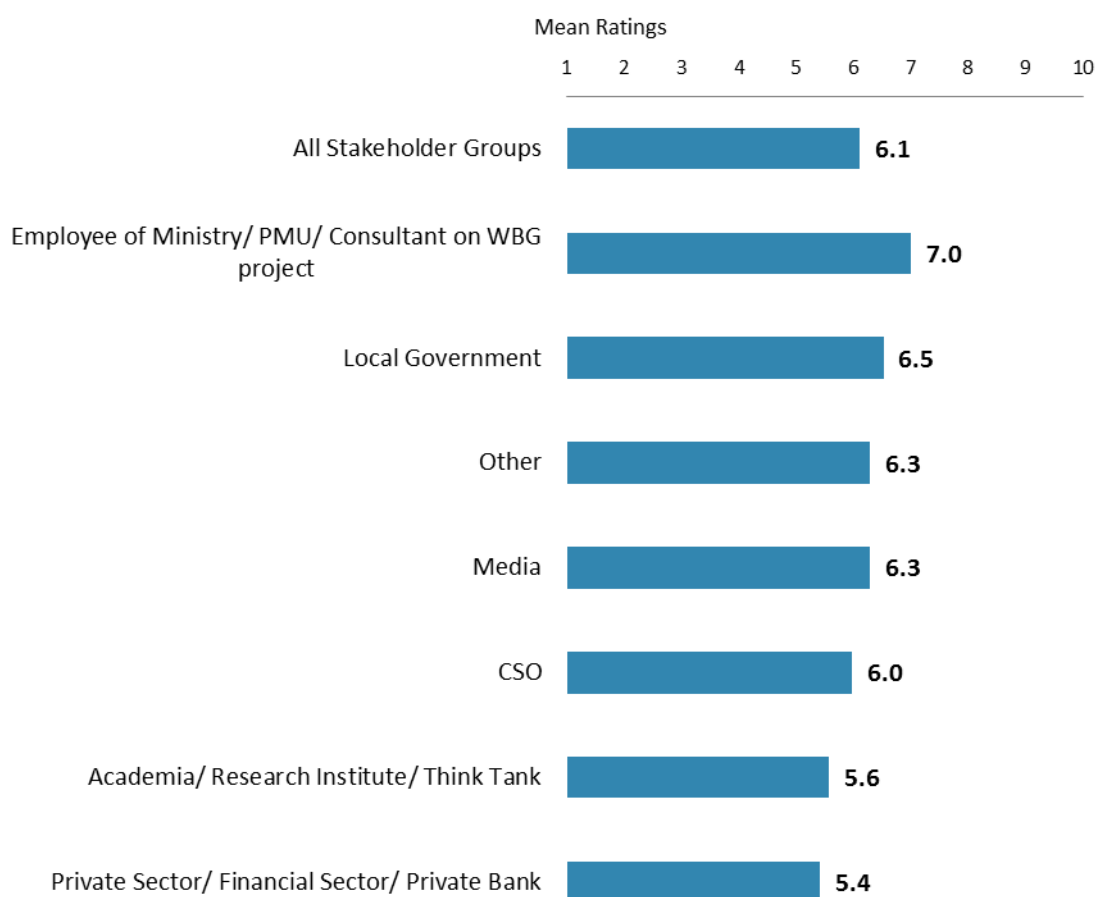


"To what extent do you believe the World Bank Group's staff is well prepared (e.g., skills and knowledge) to help Russia solve its most complicated development challenges?"
(1-"To no degree at all", 10-"To a very significant degree")

V. Overall Attitudes toward the World Bank Group (continued)

Overall Ratings for Indicator Questions by Stakeholder Groups*

- There were no statistically significant differences across stakeholder groups in their aggregated responses to the twenty-nine indicator questions (responses to individual indicator questions across all stakeholder groups can be found in Appendix F, page 136).



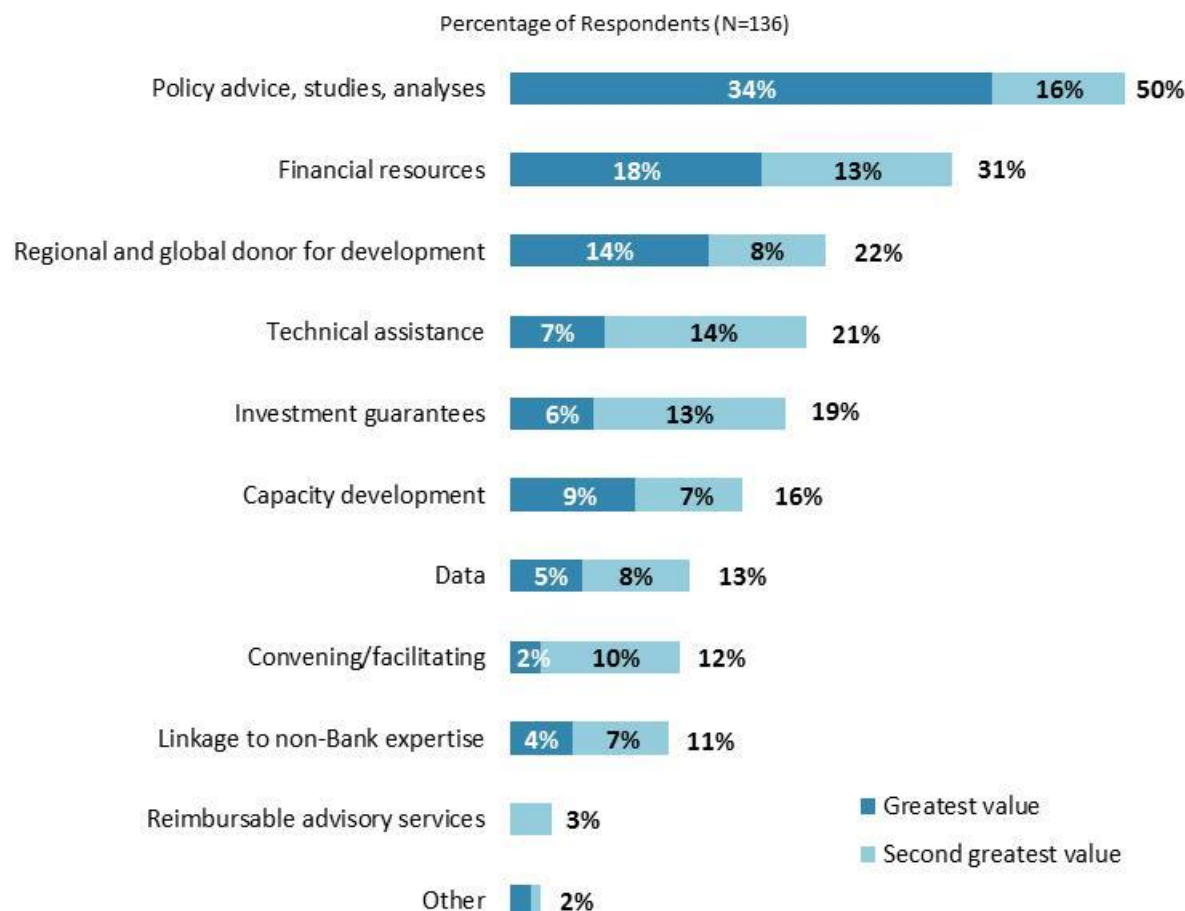
Mean Ratings for All Indicator Questions by Stakeholder Groups on a Scale from 1 to 10

* Responses to all twenty-nine indicator questions can be found in Appendices E and F.

V. Overall Attitudes toward the World Bank Group (continued)

WBG Activities: Greatest Value

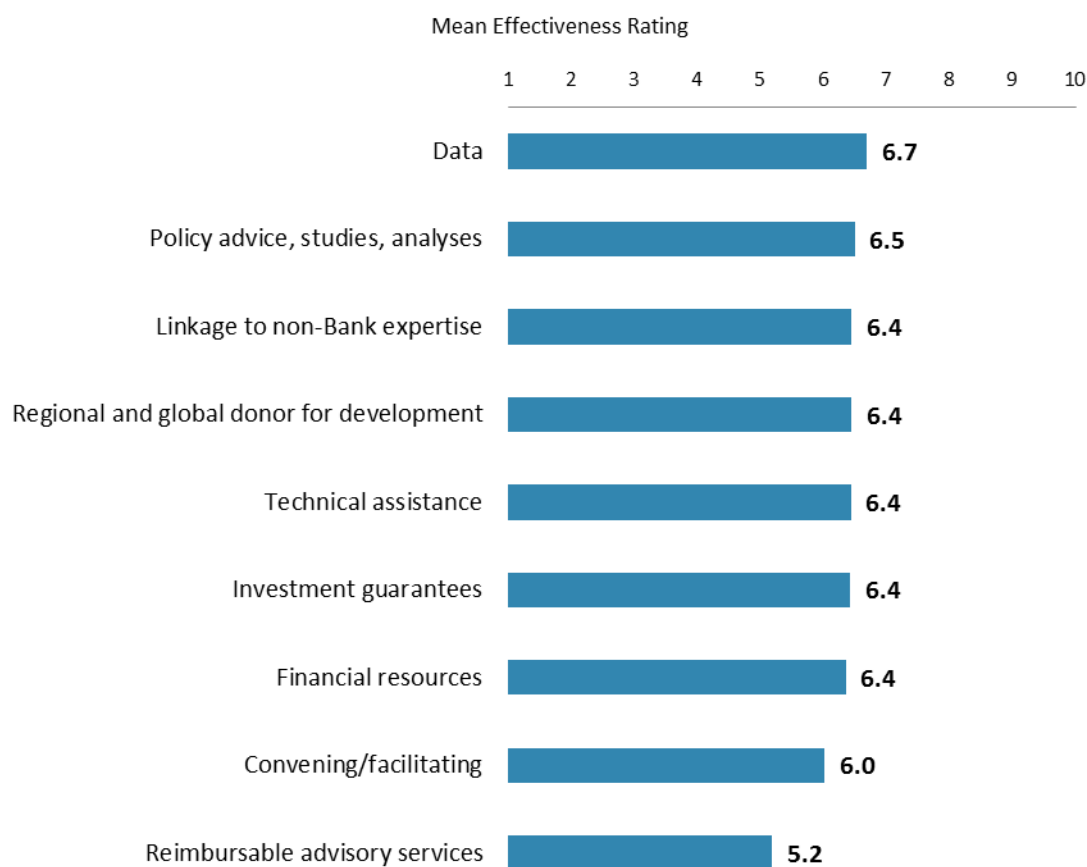
- Respondents who collaborate with the WBG were significantly *more* likely to indicate that the WBG's greatest value to Russia was its financial resources compared to respondents who do not collaborate with the WBG.



"When thinking about the World Bank Group's role, which activity do you believe is of greatest VALUE and which activity is of second greatest value in Russia?" (Respondents chose from a list.)

V. Overall Attitudes toward the World Bank Group (continued)

WBG Activities: Effectiveness

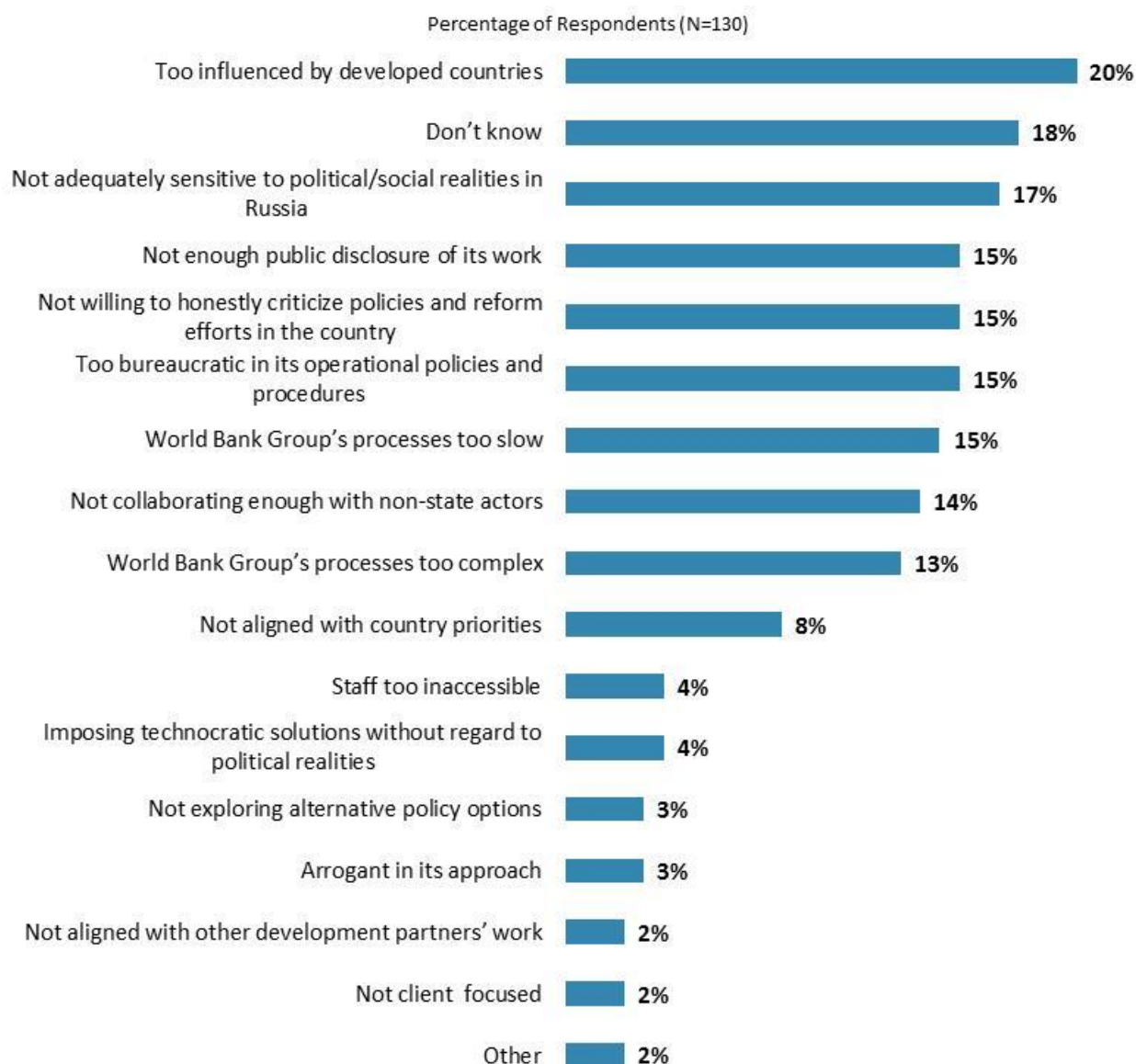


"How effectively do the World Bank Group's activities support Russia's efforts to achieve development results?" (1 - "Not effective at all", 10 - "Very effective")

V. Overall Attitudes toward the World Bank Group (continued)

Greatest Weakness

- Respondents from local governments were significantly *more* likely to indicate that the WBG's greatest weakness in Russia was the lack of public disclosure of its work; respondents from the media were significantly *more* likely to indicate that the WBG is not willing to honestly criticize policies and reform efforts in the country; and respondents from CSOs, academia/research institutes/think tanks, and the private sector/financial sector/private banks tended to indicate that the WBG is not collaborating enough with non-state actors.



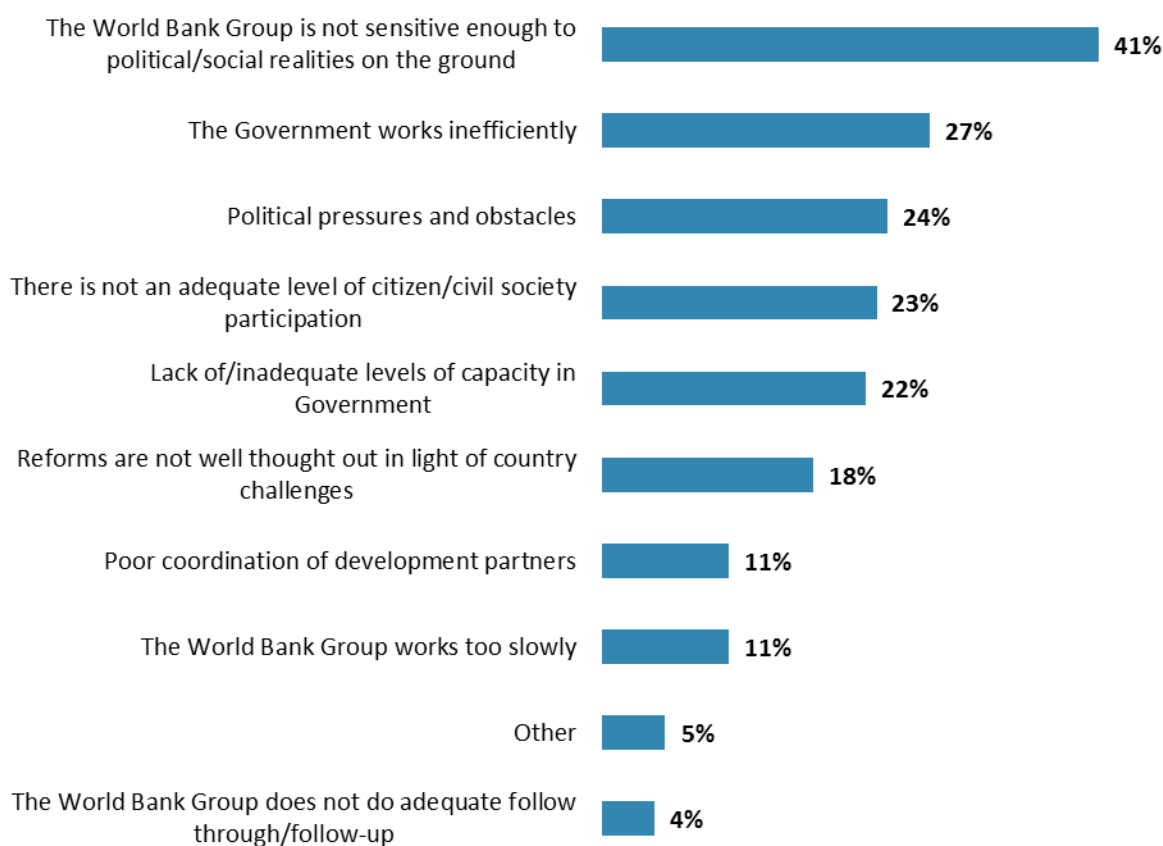
"Which of the following do you identify as the World Bank Group's greatest WEAKNESSES in its work in Russia? (Choose no more than TWO)" (Respondents chose from a list. Responses combined.)

V. Overall Attitudes toward the World Bank Group (continued)

Attributing Slow or Failed Reform Efforts

- Employees of ministries/PMUs/consultants on WBG projects, respondents from the private sector/financial sector/private banks, and academia/research institutes/think tanks were significantly *more* likely to attribute slow or failed reform efforts to the WBG being not sensitive enough to political/social realities on the ground compared to respondents from other stakeholder groups.

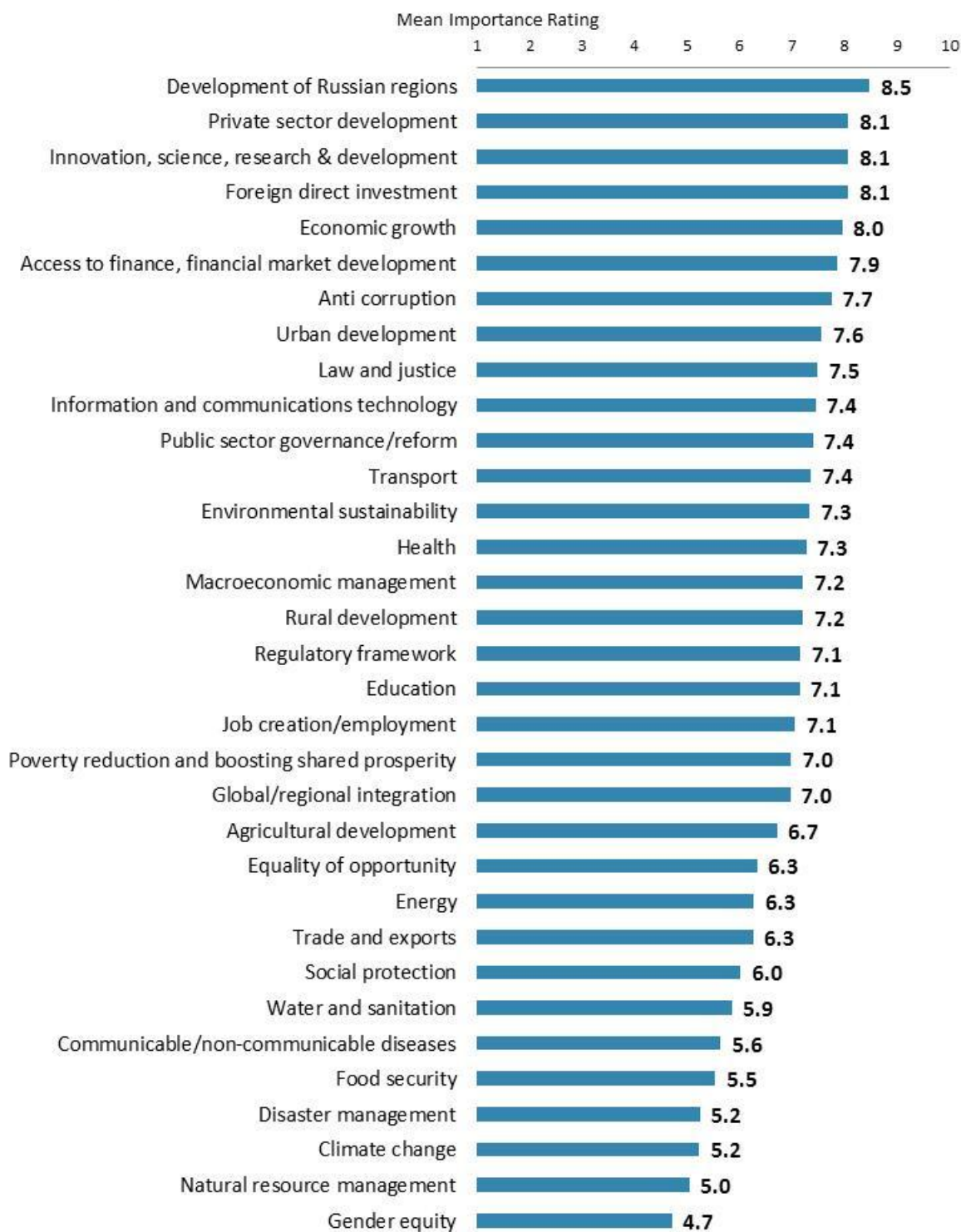
Percentage of Respondents (N=114)



"When World Bank Group assisted reform efforts fail or are slow to take place, which of the following would you attribute this to? (Choose no more than TWO)"
(Respondents chose from a list. Responses combined.)

VI. Sectoral Importance and Effectiveness

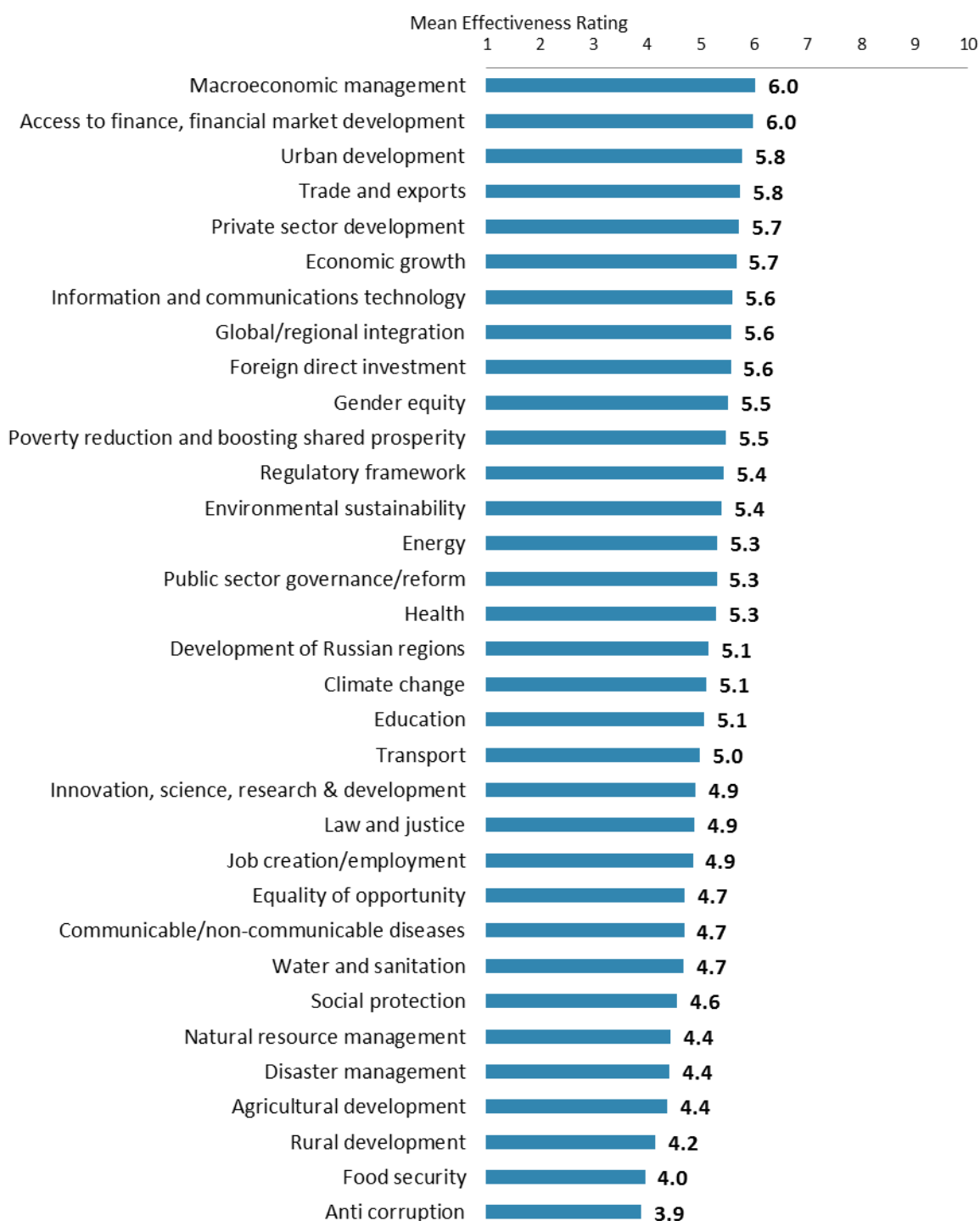
Sectoral Importance



"In your opinion, how IMPORTANT is it for the World Bank Group to be involved in the following areas of development in Russia?" (1-"Not important at all", 10-"Very important")

VI. Sectoral Importance and Effectiveness (continued)

Specific Areas of Effectiveness



How EFFECTIVE do you believe the World Bank Group is in terms of the work it does in the following areas of development in Russia? (1-"Not effective at all", 10-"Very effective")

VI. Sectoral Importance and Effectiveness (continued)

Specific Areas of Effectiveness (continued)

- There were statistically significant differences across stakeholder groups in their ratings of the WBG's effectiveness across two of these thirty-three development areas in Russia: "Regulatory framework" and "Environmental sustainability". Respondents from local governments gave the highest ratings for the WBG's effectiveness in "Regulatory framework", whereas respondents from the private sector/financial sector/private banks gave significantly lower ratings. Employees of ministries/PMUs/consultants on WBG projects gave the highest ratings for the WBG's effectiveness in "Environmental sustainability", whereas respondents from the media gave significantly lower ratings. Ratings across all areas by stakeholder groups can be found in Appendix B (see page 76).
- Respondents who collaborate with the WBG gave significantly *higher* effectiveness ratings for "Urban development", "Trade and exports", "Environmental sustainability", and "Education" compared to respondents who do not collaborate with the WBG. Ratings across all areas by collaboration can be found in Appendix D (see page 117).
- Note in the Appendix on the sectoral effectiveness (Appendix A, page 68) that primarily informed stakeholders responded to this question.

VI. Sectoral Importance and Effectiveness (continued)

Drivers of Effectiveness

To determine the key drivers of respondents' ratings of the World Bank Group's overall effectiveness and ratings of its ability to help achieve development results in Russia, bivariate correlational analyses were conducted using respondents' ratings of the fifteen specific areas of effectiveness.

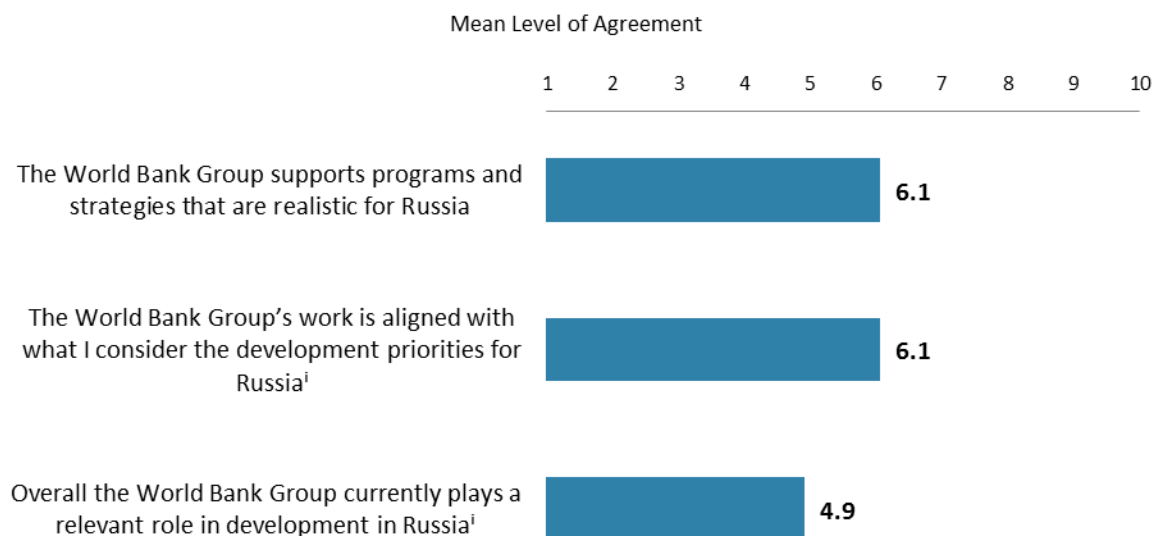
Correlational analyses, however, are not able to tell us exactly what is causing respondents' ratings of the WBG's overall effectiveness or ratings of its ability to help achieve development results. Rather, these analyses tell us that as ratings of effectiveness in one area increase, respondents' ratings of the WBG's overall effectiveness increase, or as ratings of effectiveness in one area increase, ratings of the WBG's ability to help achieve development results increase. Thus, it can be inferred that respondents' perceptions of effectiveness in one specific area are related to, or drive, respondents' perceptions of the WBG's overall effectiveness or perceptions of the WBG's ability to help achieve development results.

- Overall Effectiveness: Those specific areas with the highest Pearson Product-Moment correlations were determined to be the most closely related to perceptions of the overall effectiveness of the World Bank (IBRD) and the IFC, suggesting that ratings of effectiveness in those specific areas are drivers of perceptions of the World Bank's and IFC's overall effectiveness in Russia. The areas determined to be key drivers from these analyses were:
 - The World Bank's effectiveness at regulatory framework; and
 - The World Bank's effectiveness at macroeconomic management.
 - The IFC's effectiveness at water and sanitation;
 - The IFC's effectiveness at transport; and
 - The IFC's effectiveness at environmental sustainability.
- Achieving Development Results: Those specific areas with the highest Pearson Product-Moment correlations were determined to be the most closely related to perceptions of the WBG's ability to help achieve development results in Russia, suggesting that ratings of effectiveness in those specific areas are drivers of perceptions of the WBG's ability to help achieve development results. The areas determined to be key drivers from these analyses were:
 - The WBG's effectiveness at innovation, science, research & development; and
 - The WBG's effectiveness at transport.

VII. How the World Bank Group Operates

The World Bank Group's Work in Russia

- Respondents who collaborate/work with the WBG had significantly *higher* levels of agreement with all these three statements about the WBG's work in Russia compared to respondents who do not collaborate with the WBG.
- Respondents across all stakeholder groups and geographic locations had statistically similar levels of agreement with these statements (including the indicator questions).



"To what extent do you agree with the following statements about the World Bank Group's work in Russia?"

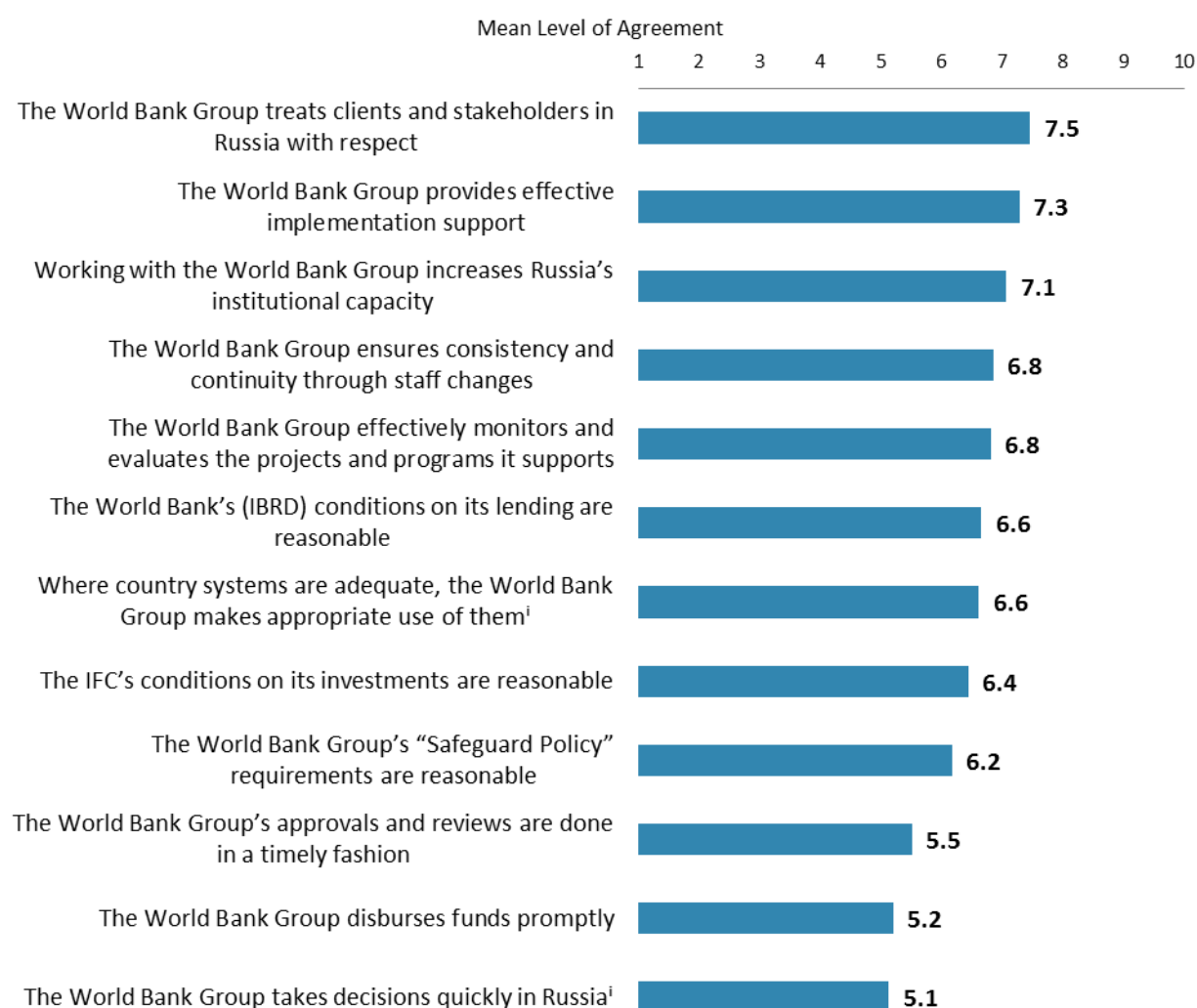
(1-"Strongly disagree", 10-"Strongly agree")

ⁱIndicator Question

VII. How the World Bank Group Operates (continued)

Overall Perceptions

- Respondents who collaborate/work with the WBG had significantly *higher* levels of agreement with the following statements compared to respondents who do not collaborate with the WBG: “The WBG treats clients and stakeholders in Russia with respect”, “The WBG provides effective implementation support”, “Working with the WBG increases Russia’s institutional capacity”, “Where country systems are adequate, the WBG makes appropriate use of them”, “The World Bank’s (IBRD) conditions on its lending are reasonable”, and “The IFC’s conditions on its investments are reasonable”.
- Respondents across all stakeholder groups and geographic locations had statistically similar levels of agreement with the indicator questions.



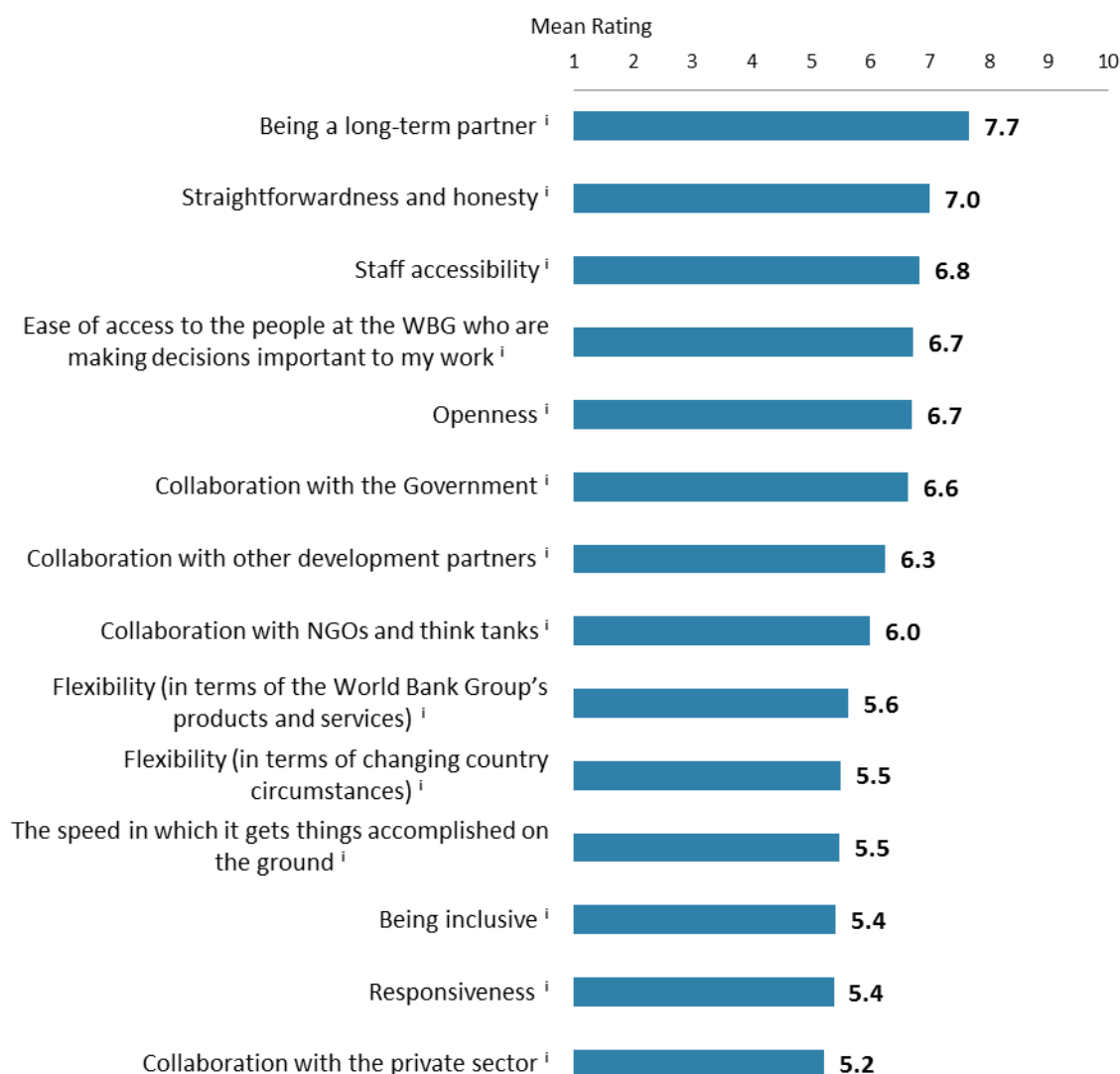
"To what extent do you agree/disagree with the following statements?" (1-"Strongly disagree", 10-"Strongly agree")

ⁱIndicator Question

VII. How the World Bank Group Operates (continued)

The World Bank Group as an Effective Development Partner

- There were significant stakeholder group differences in their ratings for only one of these aspects of the WBG as an effective development partner: WBG's collaboration with the Government. Employees of ministries/PMUs/consultants on WBG projects and respondents from local governments gave the highest ratings, whereas respondents from the private sector/financial sector/private banks and CSOs gave significantly lower ratings. (See Appendix B for details).



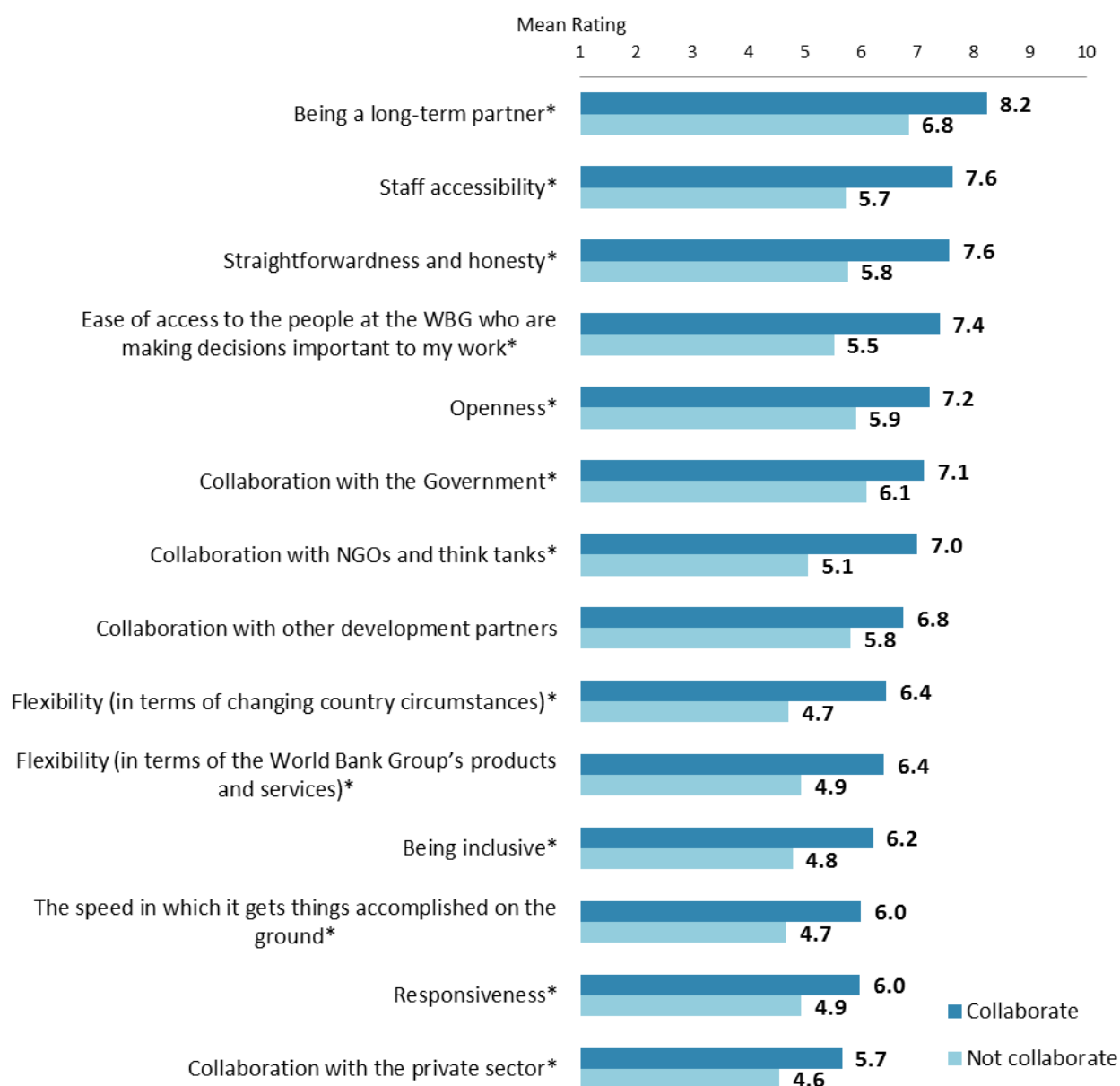
"To what extent is the World Bank Group an effective development partner in Russia in terms of each of the following?" (1-"To no degree at all", 10-"To a very significant degree")

ⁱIndicator Question

VII. How the World Bank Group Operates (continued)

The World Bank Group as an Effective Development Partner (continued)

- Respondents who professionally collaborate/work with the WBG gave significantly *higher* ratings for nearly all of these aspects compared to respondents who do not collaborate with the WBG. Statistically significant differences are noted in the chart.



"To what extent is the World Bank Group an effective development partner in Russia in terms of each of the following?" (1-"To no degree at all", 10-"To a very significant degree")

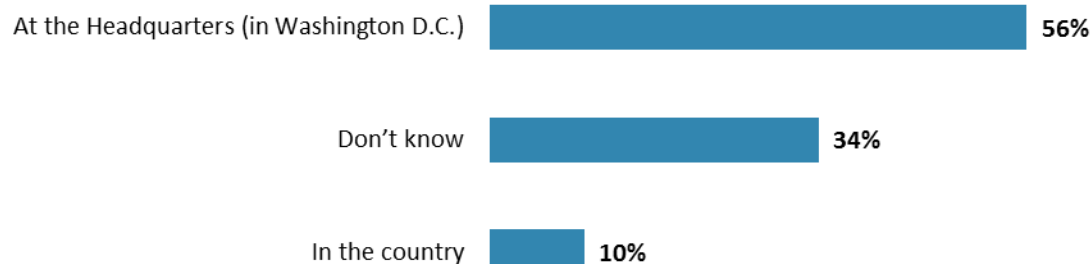
*Significantly different between stakeholders who do and do not collaborate with the WBG professionally

VII. How the World Bank Group Operates (continued)

Making Decisions about the WBG Program in Russia

- Respondents who collaborate/work with the WBG were significantly *more* likely to indicate that the WBG's decisions that support the program in Russia are made primarily at the Headquarters compared to respondents who do not collaborate with the WBG.

Percentage of Respondents (N=111)

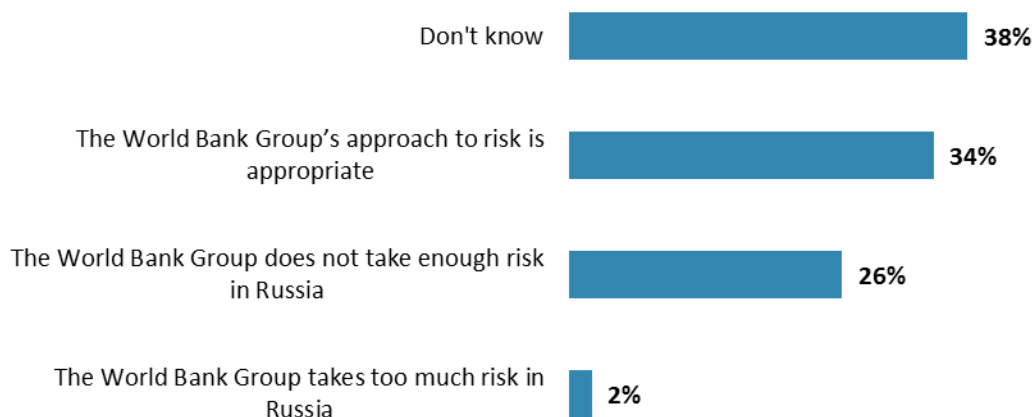


"Where are the World Bank Group's decisions made primarily that support the program in Russia?"
(Respondents chose from a list.)

The World Bank Group's Approach to Risk in Russia

- Respondents who collaborate/work with the WBG were significantly *more* likely to indicate that the WBG's does not take enough risk in Russia compared to respondents who do not collaborate with the WBG.

Percentage of Respondents (N=93)

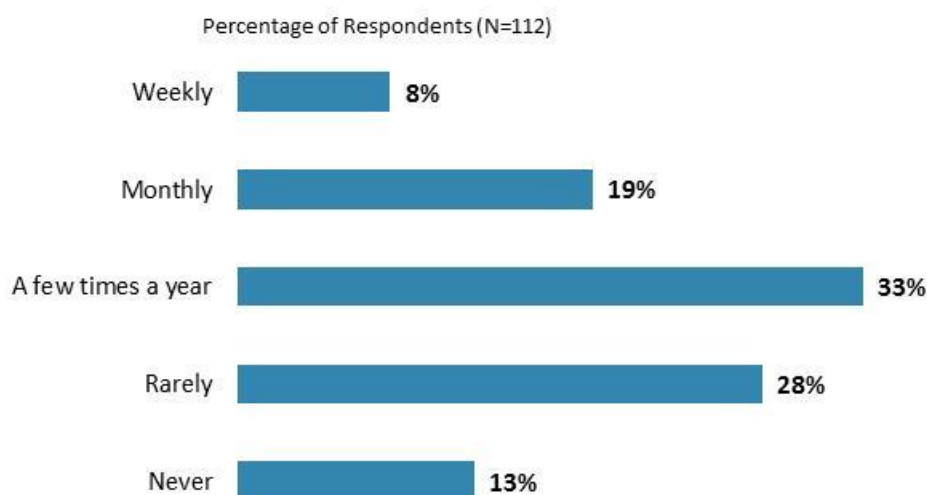


"Which of the following best describes the way the World Bank Group operates in Russia?"
(Respondents chose from a list.)

VIII. World Bank Group's Knowledge and Instruments

Frequency of Consulting World Bank Group's Knowledge Work and Activities

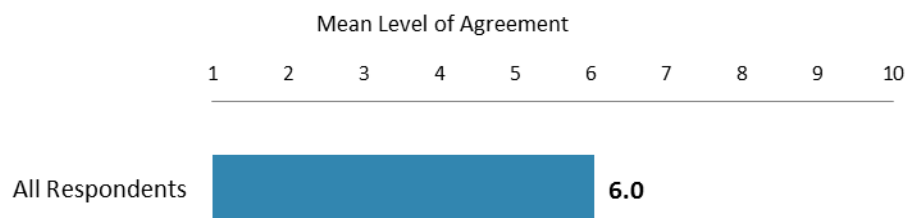
- Respondents who collaborate/work with the WBG were significantly *more* likely to indicate that they consulted WBG's knowledge work and activities on a weekly/monthly basis than respondents who do not collaborate with the WBG.



"How frequently do you consult World Bank Group's knowledge work and activities in the work you do?" (Respondents chose from a list.)

Meeting Russia's Knowledge Needs (*Indicator Question*)

- Respondents who collaborate with the WBG had significantly *higher* levels of agreement that the WBG meets Russia's needs for knowledge services compared to respondents who do not collaborate with the WBG.
- Employees of ministries/PMUs/consultants on WBG projects and respondents from local governments had the highest levels of agreement, whereas respondents from the private sector/financial sector/private banks had significantly lower levels of agreement.

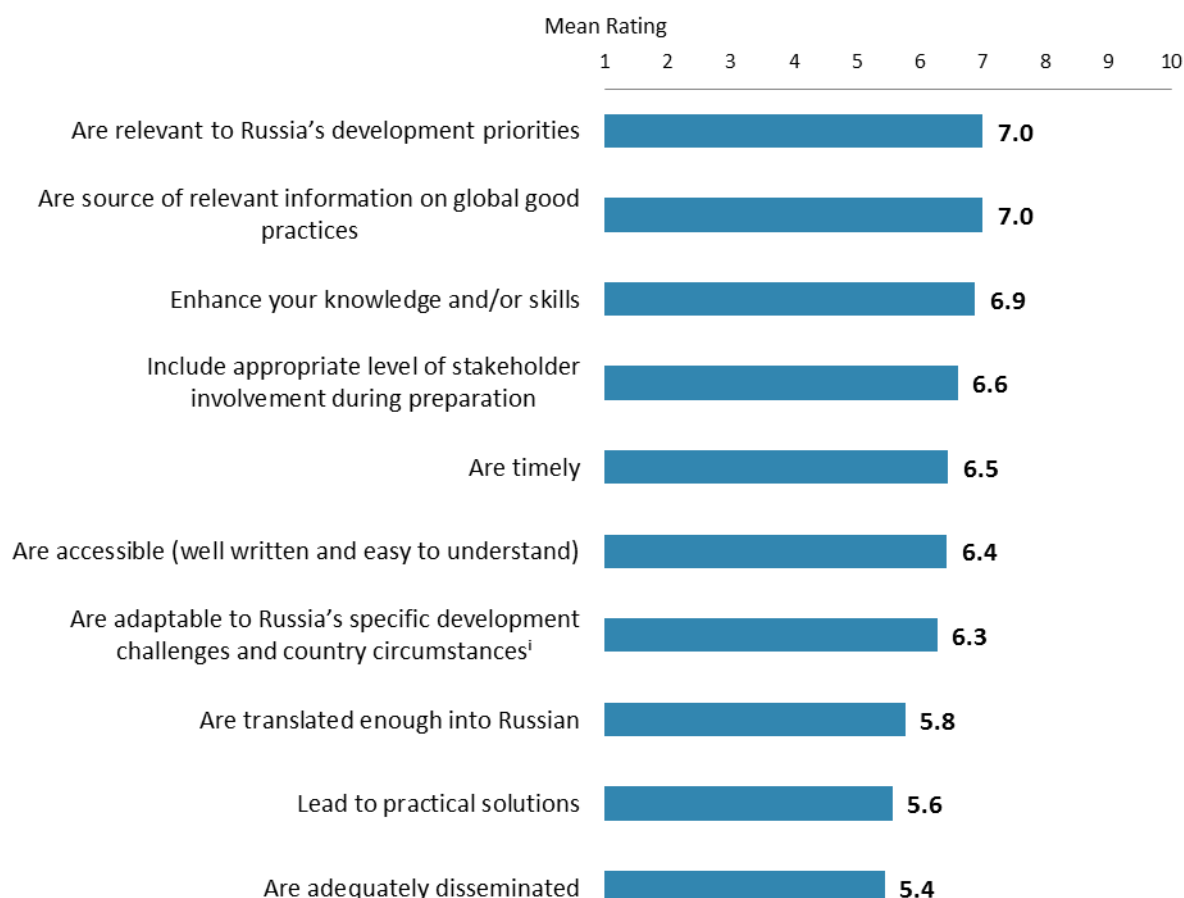


"The World Bank Group meets Russia's needs for knowledge services (e.g., research, analysis, data, technical assistance)" (1-"Strongly disagree", 10-"Strongly agree")

VIII. World Bank Group's Knowledge and Instruments (continued)

Qualities of the WBG's Knowledge Work and Activities

- Respondents who professionally collaborate/work with the WBG gave significantly *higher* ratings for nearly all of these qualities of the WBG's knowledge work and activities (including the indicator question) than respondents who do not collaborate with the WBG (see Appendix D for details).
- Respondents across all stakeholder groups and geographic locations gave statistically similar ratings for the indicator question.



"In Russia, to what extent do you believe that the World Bank Group's knowledge work and activities:"
(1-"To no degree at all", 10-"To a very significant degree")

ⁱIndicator Question

VIII. World Bank Group's Knowledge and Instruments (continued)

Contribution of the WBG's Knowledge Work and Activities (*Indicator Question*)

- Respondents who collaborate/work with the WBG gave significantly *higher* ratings for the significance of the contribution that the WBG's knowledge work and activities make to development results in Russia compared to respondents who do not collaborate with the WBG.
- Respondents across all stakeholder groups and geographic locations gave statistically similar ratings.



"Overall, how significant a contribution do you believe the World Bank Group's knowledge work and activities make to development results in your country?"
(1-"Not significant at all", 10-"Very significant")

Technical Quality of the WBG's Knowledge Work and Activities (*Indicator Question*)

- Respondents across all stakeholder groups, geographic locations, and levels of collaboration with the WBG gave statistically similar ratings for the technical quality of the WBG's knowledge work and activities.

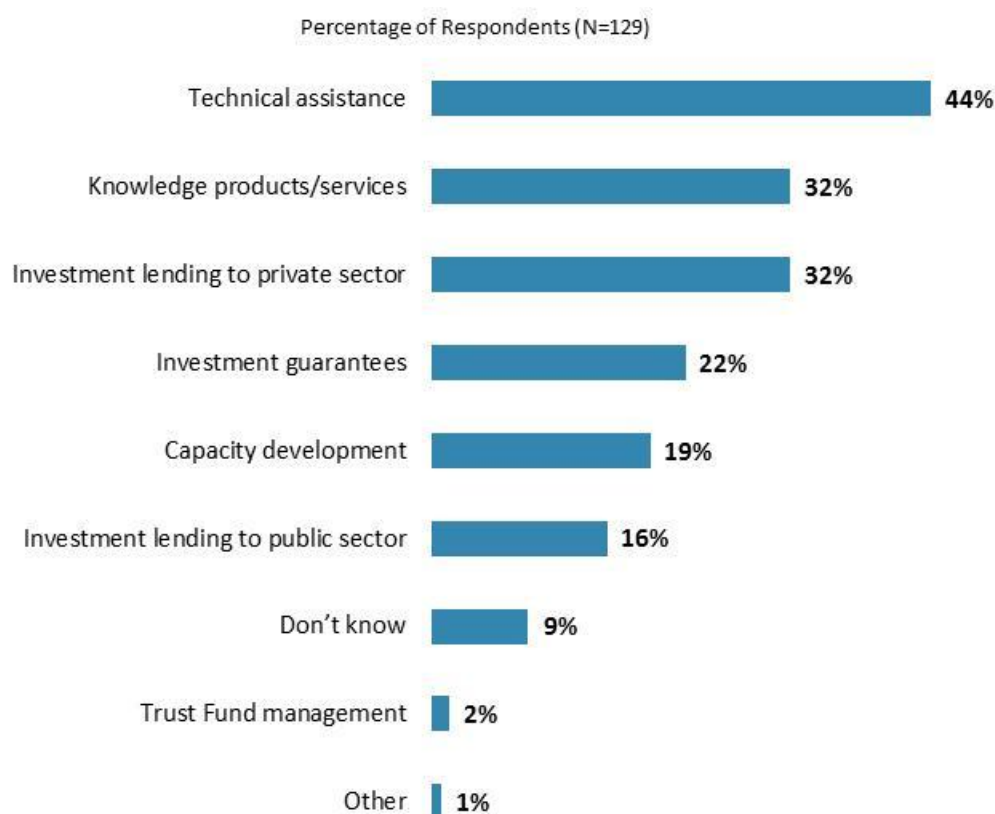


"Overall, how would you rate the technical quality of the World Bank Group's knowledge work and activities?" (1-"Very low technical quality", 10-"Very high technical quality")

VIII. World Bank Group's Knowledge and Instruments (continued)

Most Effective Instruments in Reducing Poverty

- Employees of ministries/PMUs/consultants on WBG projects and respondents from local governments were significantly *more* likely to indicate “investment lending to public sector” as the most effective instrument of the WBG in reducing poverty compared to respondents from other stakeholder groups.



“Which World Bank Group's instruments do you believe are the MOST effective in reducing poverty in Russia? (Choose no more than TWO)”
(Respondents chose from a list. Responses combined.)

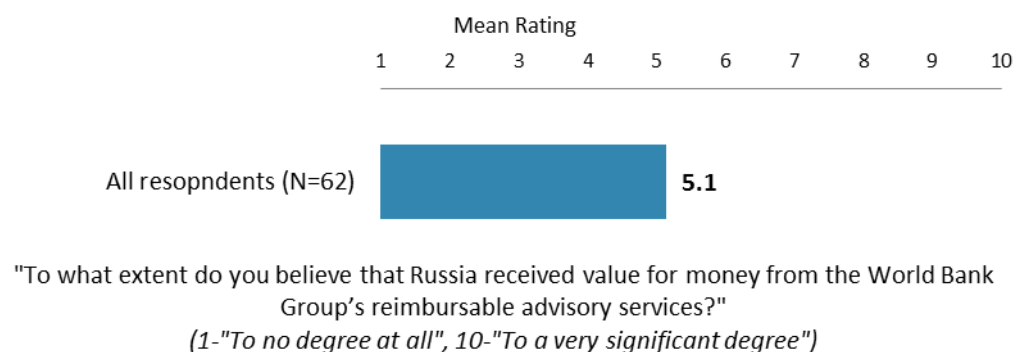
VIII. World Bank Group's Knowledge and Instruments (continued)

Meeting Russia's Needs for Financial Instruments (*Indicator Question*)

- Respondents who professionally collaborate/work with the WBG had significantly *higher* levels of agreement that the World Bank's (IBRD) and IFC's financial instruments meet Russia's needs compared to respondents who do not collaborate with the WBG.
- Employees of ministries/PMUs/consultants on WBG projects had the highest levels of agreement that the World Bank's (IBRD) financial instruments meet Russia's needs, whereas respondents from the private sector/financial sector/private banks and academia/research institutes/think tanks had significantly lower levels of agreement.
- Respondents across all geographic locations had statistically similar levels of agreement that the World Bank's (IBRD) and IFC's financial instruments meet Russia's needs.




The WBG's Reimbursable Advisory Services



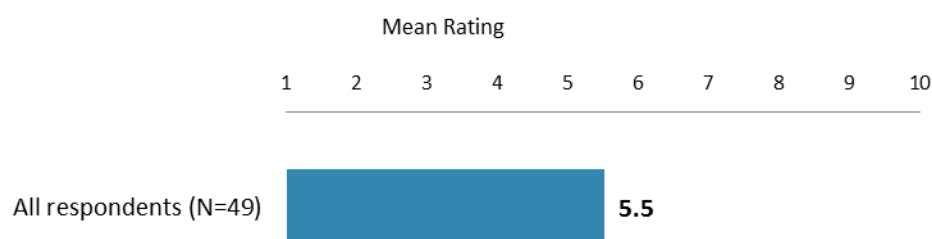
VIII. World Bank Group's Knowledge and Instruments (continued)

Contribution of WBG's Technical Assistance/Advisory Work



"To what extent does each of the following aspects of the World Bank Group's technical assistance/advisory work contribute to solving Russia's development challenges?"
(1-"To no degree at all", 10-"To a very significant degree")

Measuring Results: WBG Internal Evaluation Mechanisms

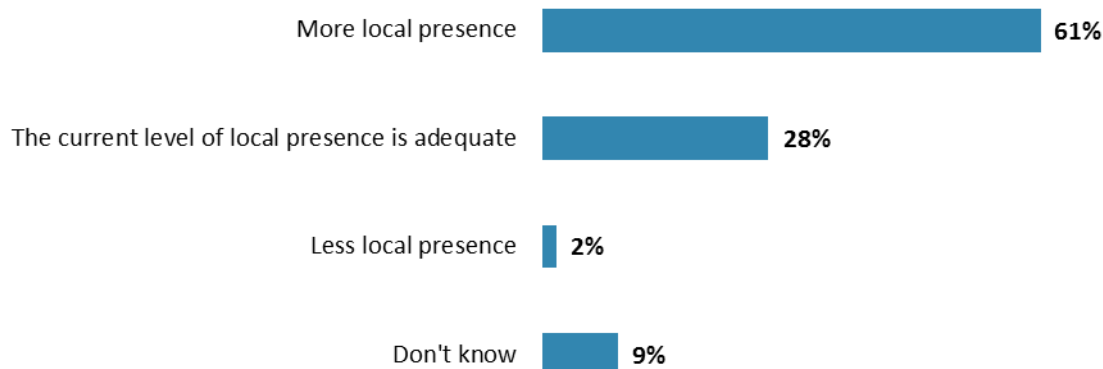


"To what extent do you believe the World Bank Group's internal evaluation mechanisms hold the institution accountable for achieving results in Russia?"
(1-"To no degree at all", 10-"To a very significant degree")

IX. The Future Role of the World Bank Group in Russia

World Bank Group's Presence in Russia

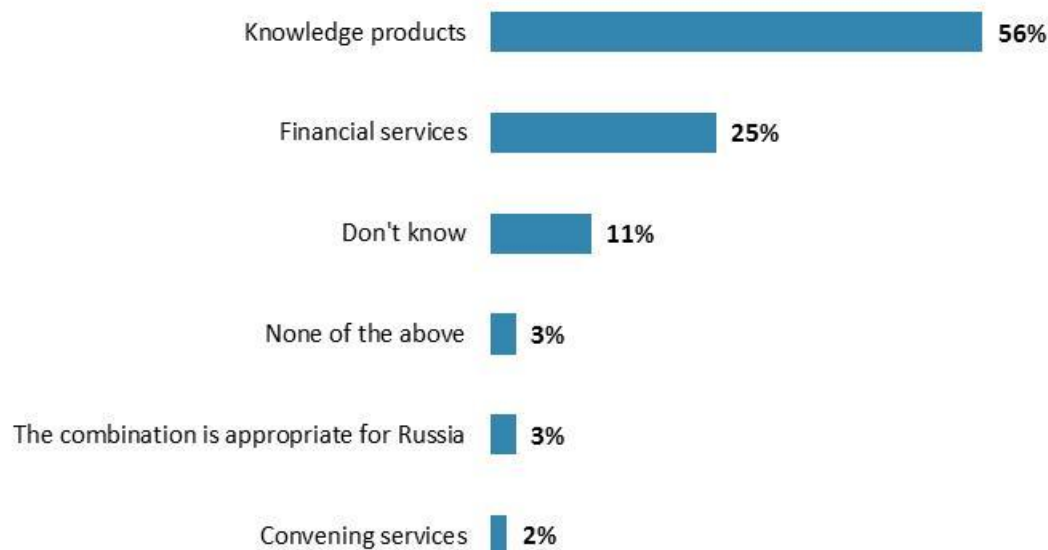
Percentage of Respondents (N=119)



"To be a more effective development partner in Russia, do you believe that the World Bank Group should have... ?" (Respondents chose from a list.)

World Bank Group's Services in Russia

Percentage of Respondents (N=106)

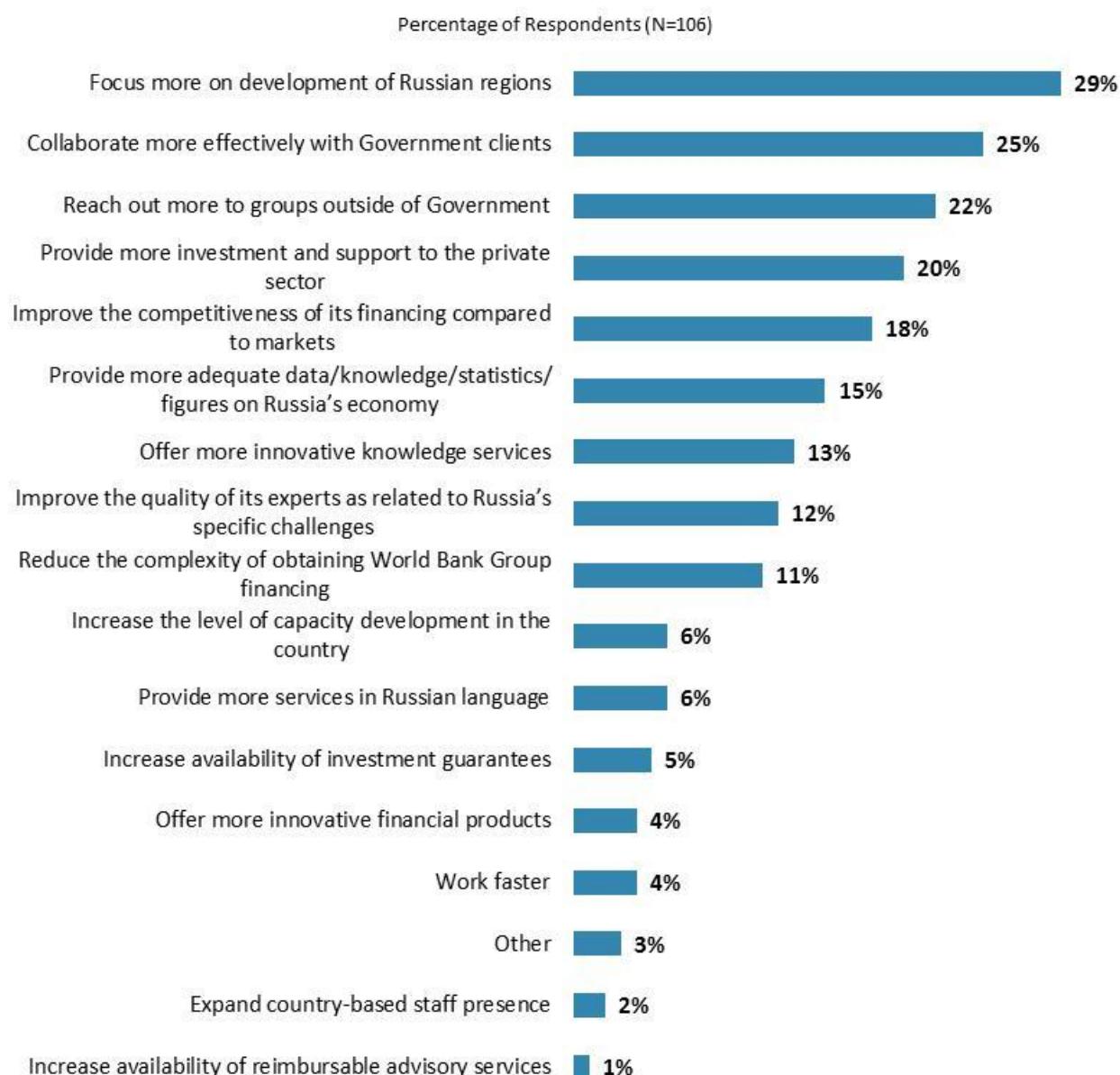


"When considering the combination of services that the World Bank Group offers in Russia, and taking into account its limited level of resources, which ONE of the following do you believe the World Bank Group should offer more of in Russia?" (Respondents chose from a list.)

IX. The Future Role of the WBG in Russia (continued)

Making the World Bank Group of Greater Value

- While respondents from local governments and the media were significantly *more* likely to indicate that the WBG should focus more on development of Russian regions, respondents from CSOs were significantly *more* likely to indicate that the WBG should reach out more to groups outside of the Government in order to make itself of greater value in Russia compared to respondents from other stakeholder groups.



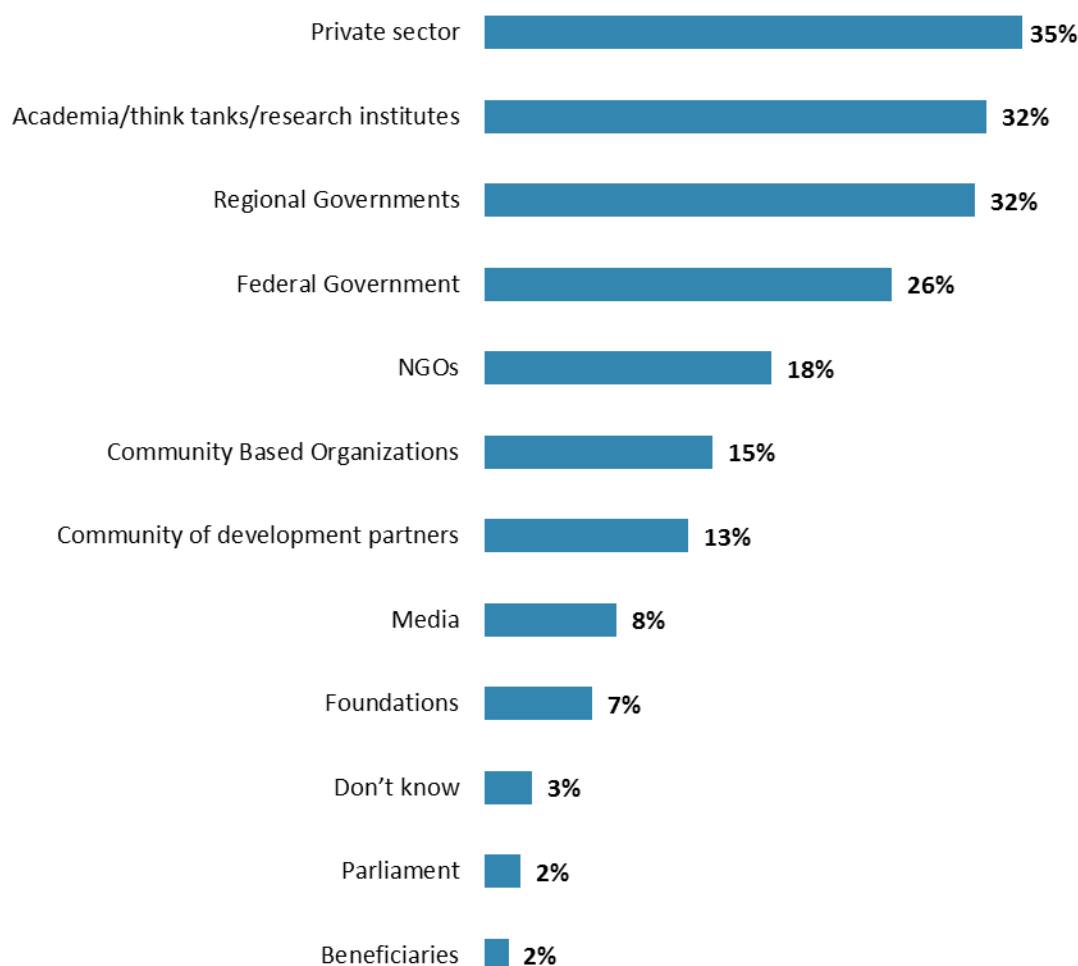
"Which of the following SHOULD the World Bank Group do to make itself of greater value in Russia?
(Choose no more than TWO)" (Respondents chose from a list. Responses combined.)

IX. The Future Role of the WBG in Russia (continued)

Collaborating with Stakeholders in Russia

- While respondents who professionally collaborate/work with the WBG tended to indicate that the WBG should work more closely with the private sector and regional governments, respondents who do not collaborate with the WBG were significantly more likely to indicate that the WBG should work more with academia/think tanks/research institutes and NGOs to ensure better development results in Russia.

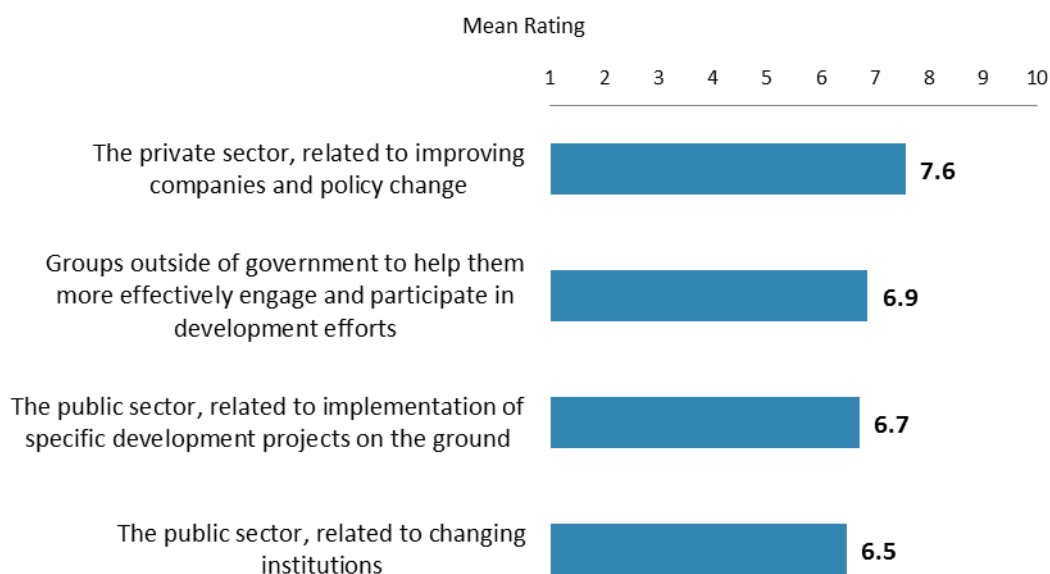
Percentage of Respondents (N=130)



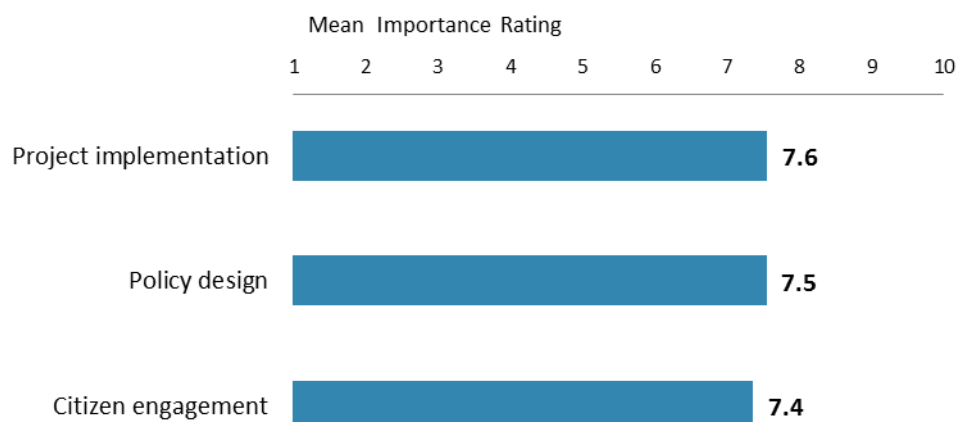
"Which TWO of the following groups should the World Bank Group collaborate with more in your country to ensure better development results there?" (Respondents chose from a list. Responses combined.)

IX. The Future Role of the WBG in Russia (continued)

Capacity Building Support



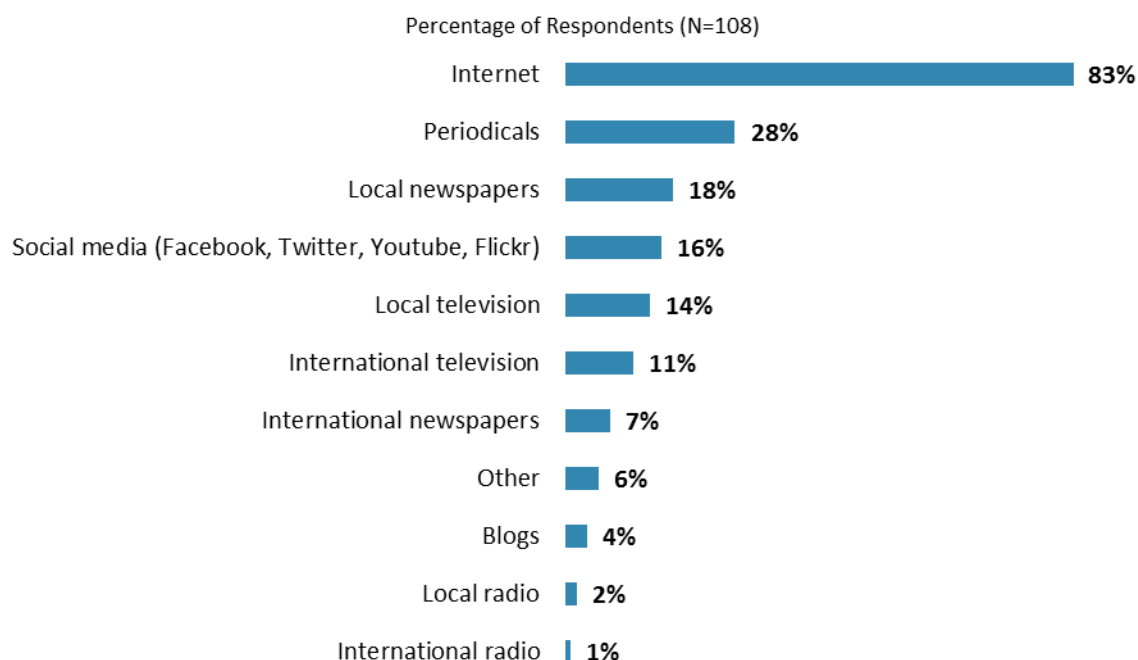
"The World Bank Group can provide capacity building support in a number of ways in Russia. To which degree would Russia benefit, if capacity building were to support...?"
(1-"To no degree at all", 10-"To a very significant degree")



"When thinking about how to improve capacity building in Russia to help ensure better development results, looking forward, how IMPORTANT is it for the World Bank Group to be involved in the following aspects of capacity building?"
(1-"Not important at all", 10-"Very important")

X. Communication and Openness

General Information Sources



"How do you get most of your information about economic and social development issues in Russia? (Choose no more than TWO)" (Respondents chose from a list. Responses combined.)

Preferred Information Sources



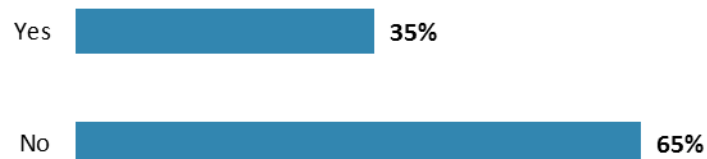
"How would you prefer to receive information from the World Bank Group? (Choose no more than TWO)" (Respondents chose from a list. Responses combined.)

X. Communication and Openness (continued)

Access to Information

- Employees of ministries/PMUs/consultants on WBG projects were significantly *more* likely to indicate that they were aware of the WBG's Access to Information Policy than respondents from other stakeholder groups.

Percentage of Respondents (N=107)



"Are you aware of the World Bank Group's Access to Information Policy under which the WBG will now disclose any information in its possession that is not on a list of exceptions?"

Percentage of Respondents (N=106)



"Have you requested information from the World Bank Group on its activities in the past year?"

Percentage of Respondents (N=17)



"Were you able to obtain this information?"

X. Communication and Openness (continued)

Access to Information (continued)

Mean Level of Agreement

1 2 3 4 5 6 7 8 9 10

I use/consult World Bank Group's data more often than I did a few years ago



"Please rate how much you agree with the following statements"
(1-"Strongly disagree", 10-"Strongly agree")

Internet Access

Percentage of Respondents (N=105)

Yes 99%

No 1%

"Do you have access to the Internet?"

Percentage of Respondents (N=76)

High speed 95%

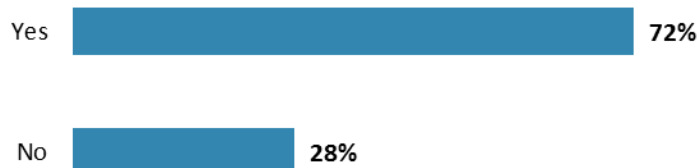
Dial-up 5%

"Which Internet connection do you use primarily when visiting a World Bank Group website?"

X. Communication and Openness (continued)

Website Usage

Percentage of Respondents (N=106)



"Do you use/have you used the World Bank Group's website?"

Percentage of Respondents (N=76)

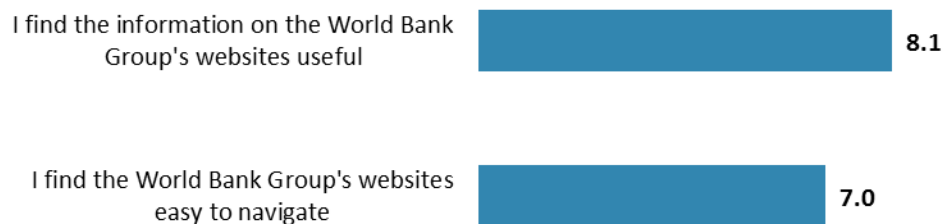


"Which do you primarily use?"

Website Evaluation

Mean Level of Agreement

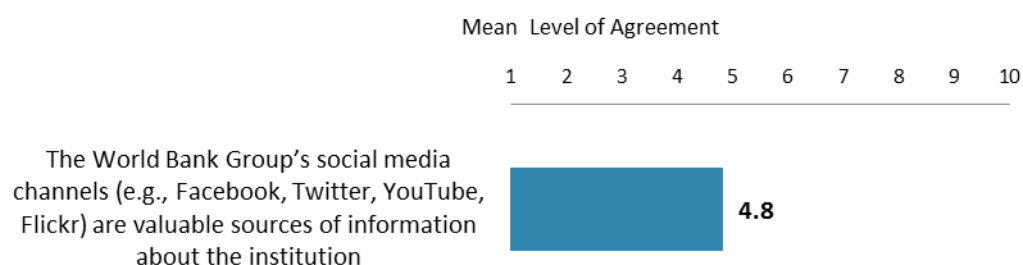
1 2 3 4 5 6 7 8 9 10



"Please rate how much you agree with the following statements"
(1-"Strongly disagree", 10-"Strongly agree")

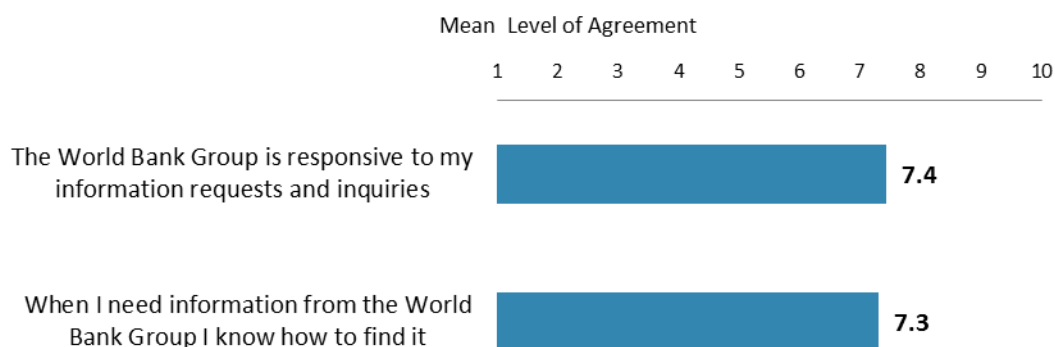
X. Communication and Openness (continued)

Evaluation of WBG's Social Media Channels



"Please rate how much you agree with the following statements"
(1-"Strongly disagree", 10-"Strongly agree")

Information Sharing



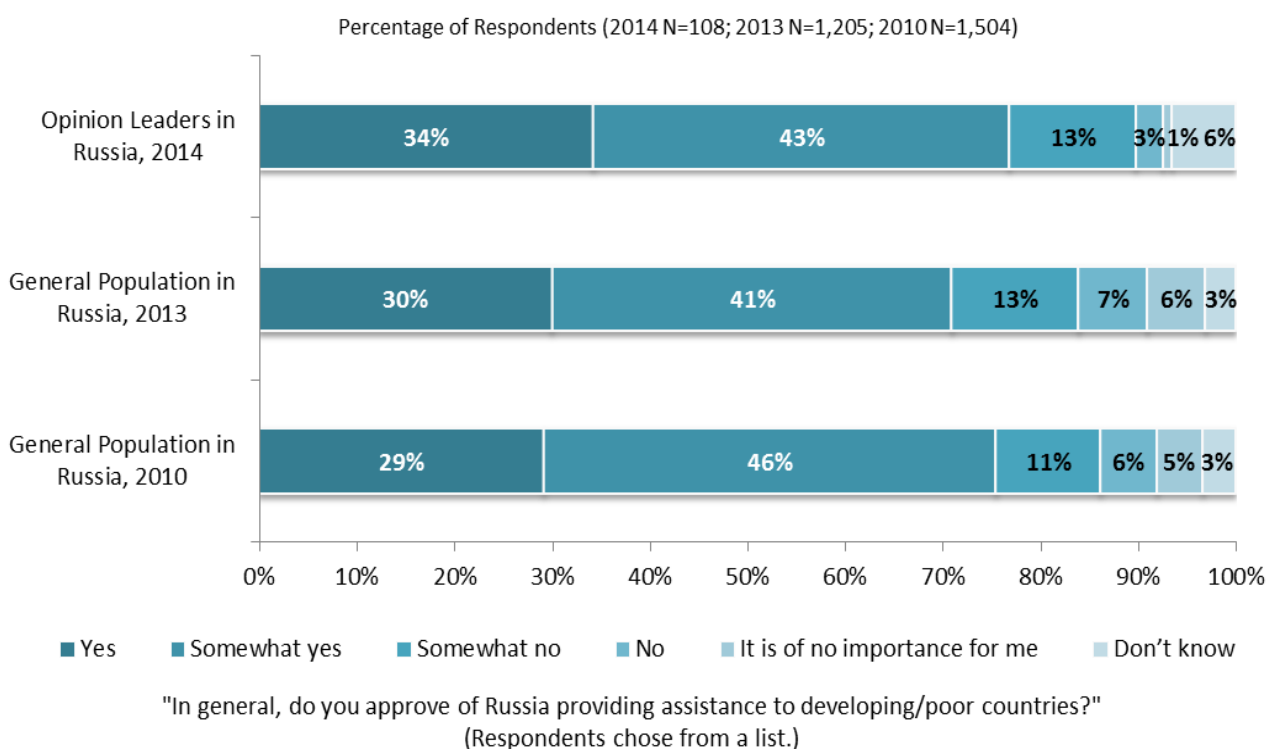
"Please rate how much you agree with the following statements"
(1-"Strongly disagree", 10-"Strongly agree")

XI. Russia's Role as a Global Donor for Development

This section presents the data on a number of questions regarding Russia's role as a global donor for development. In 2010, the Russia country team explored opinions of the Russian general population about Russia's development assistance to developing/poor countries through a nationwide public opinion survey as part of the Russia as a Donor Initiative (RDI). In 2013, a follow-up study was conducted in order to track opinions of the Russian population about Russia's development aid efforts over time. For this section of the 2014 Russia Country Opinion Survey, selected key questions were chosen from the 2010 and 2013 nationwide surveys in order to compare the 2010/2013 data collected from the general public with the views of opinion leaders in Russia.

Support for Russia's Aid to Developing/Poor Countries

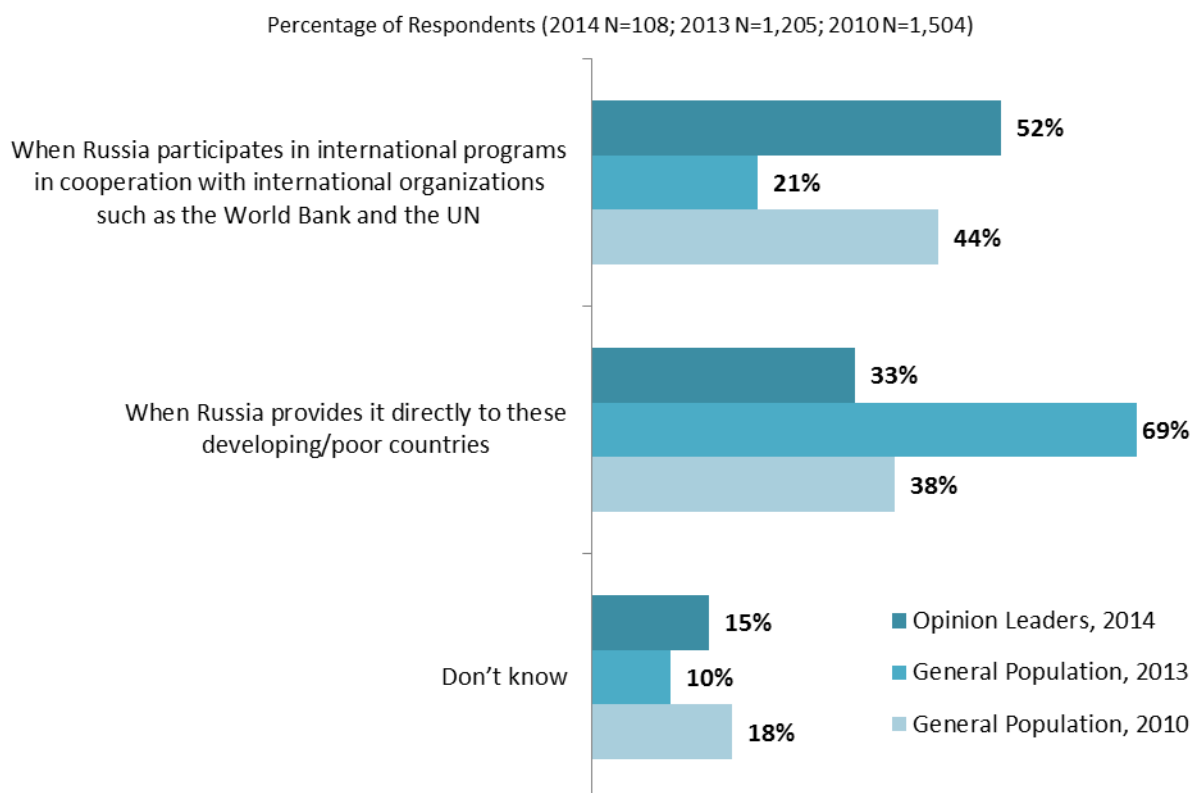
- The views of opinion leaders in Russia were statistically similar to the views of the general population in 2010 and 2013: the majority of respondents approved of Russia's development assistance to developing/poor countries.



XI. Russia's Role as a Global Donor for Development (continued)

Most Effective Ways of Providing Development Aid

- Opinion leaders were significantly more likely to indicate that the most effective way for Russia to provide aid to developing/poor countries would be through participating in international programs in cooperation with international organizations such as the World Bank and the UN compared to the 2013 respondents from the general population.



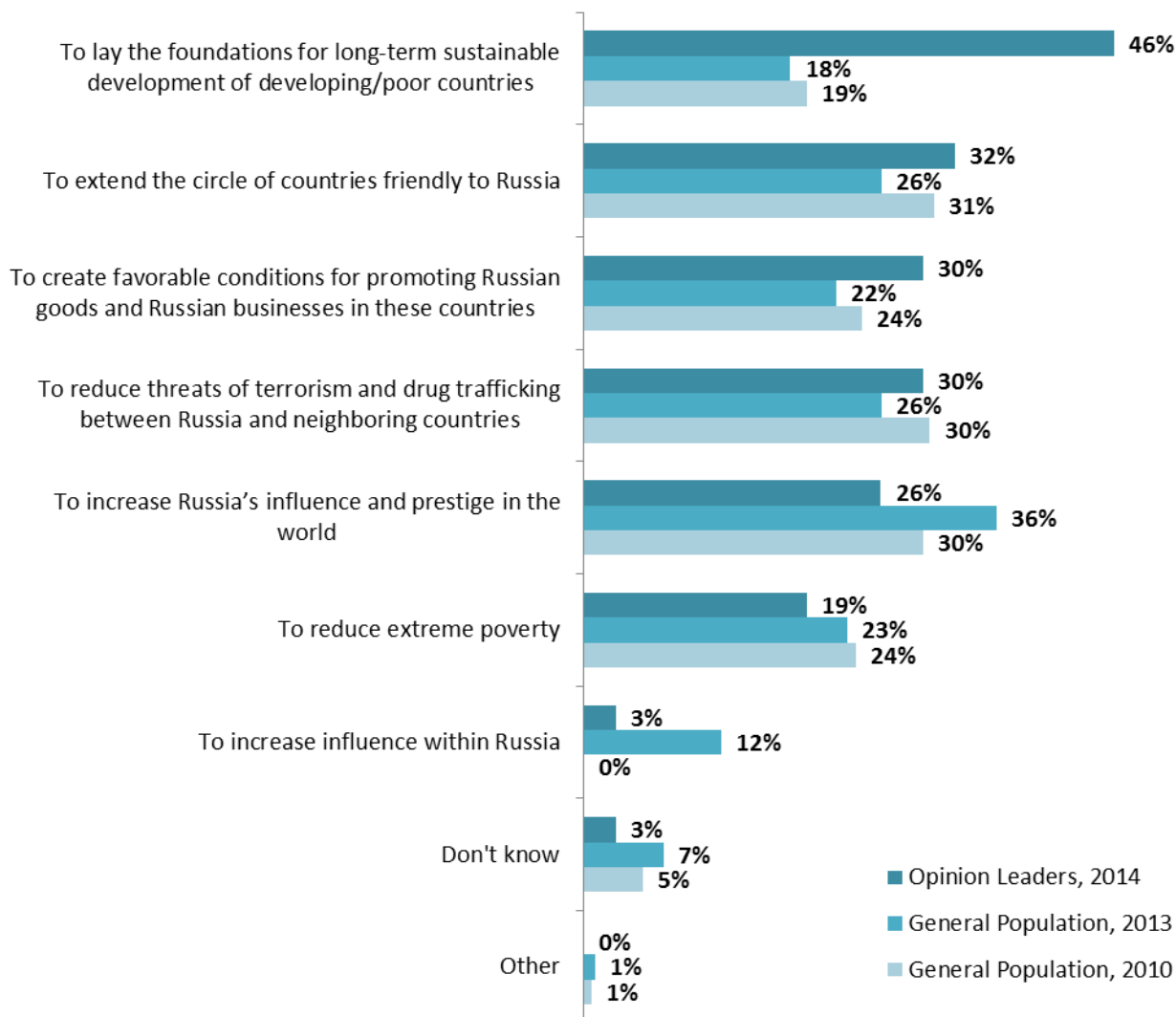
"In your opinion, which of the following is the most effective way for Russia to provide aid to developing/poor countries?" (Respondents chose from a list.)

XI. Russia's Role as a Global Donor for Development (continued)

Most Important Objectives for Providing Development Aid

- Opinion leaders were significantly more likely to consider “laying the foundations for long-term sustainable development of developing/poor countries” the most important objective for Russia in helping developing/poor countries compared to the 2013 and 2010 respondents from the general population.

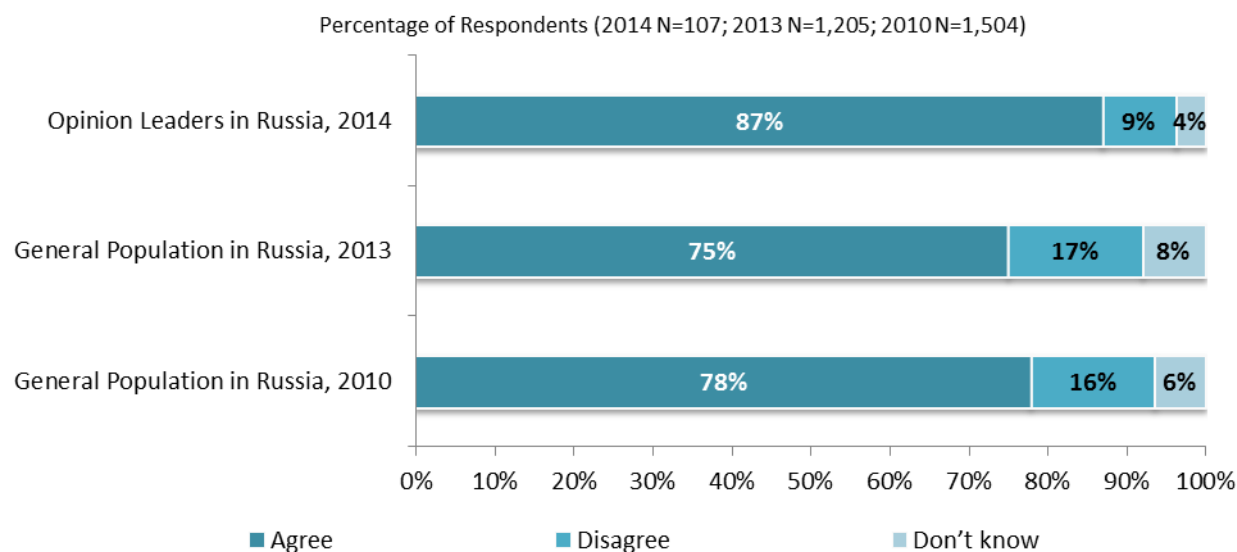
Percentage of Respondents (2014 N=108; 2013 N=1,205; 2010 N=1,504)



"The Russian Government may have various objectives in helping developing/poor countries. Which objectives listed below do you consider the most important for Russia?
(Choose no more than TWO)" (Respondents chose from a list. Responses combined.)

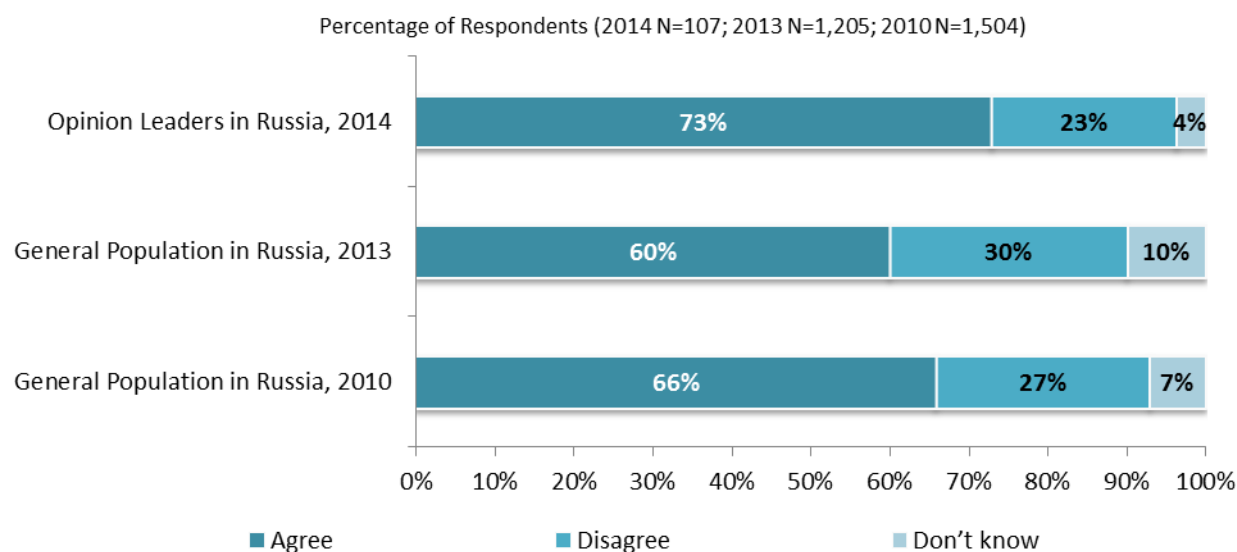
XI. Russia's Role as a Global Donor for Development (continued)

To what extent do you agree or disagree with the following statements about Russia's assistance to developing/poor countries?



"Active involvement in providing aid to developing/poor countries is an important characteristic of a modern developed country."

(Agree = Fully Agree + Somewhat Agree; Disagree = Fully Disagree + Somewhat Disagree)

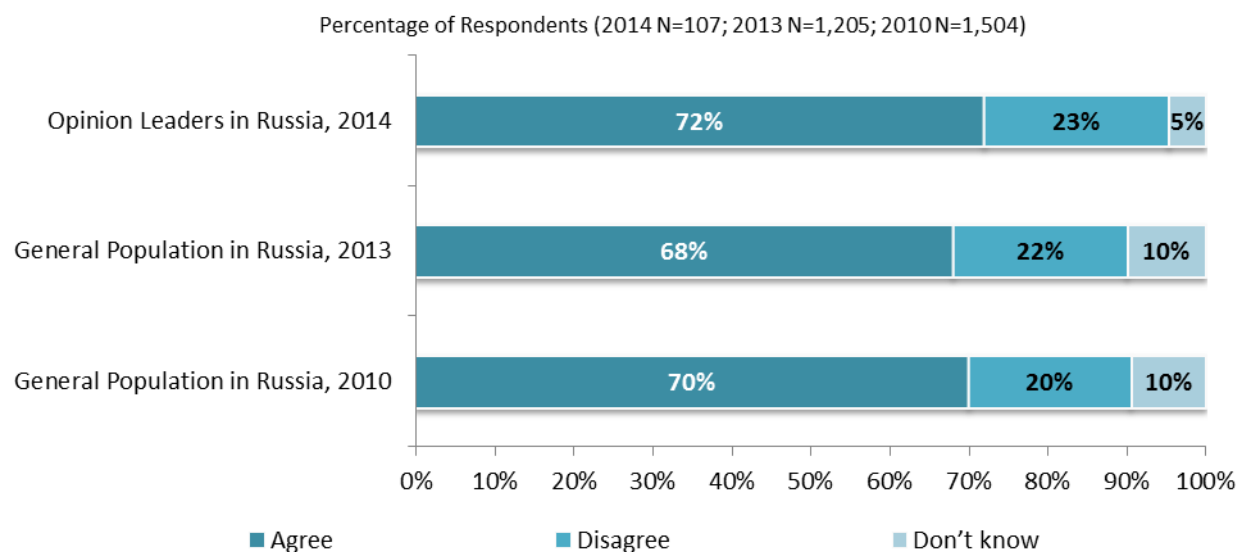


"By helping to improve living conditions in neighboring developing/poor countries, Russia can reduce the flows of migrants to its territory."

(Agree = Fully Agree + Somewhat Agree; Disagree = Fully Disagree + Somewhat Disagree)

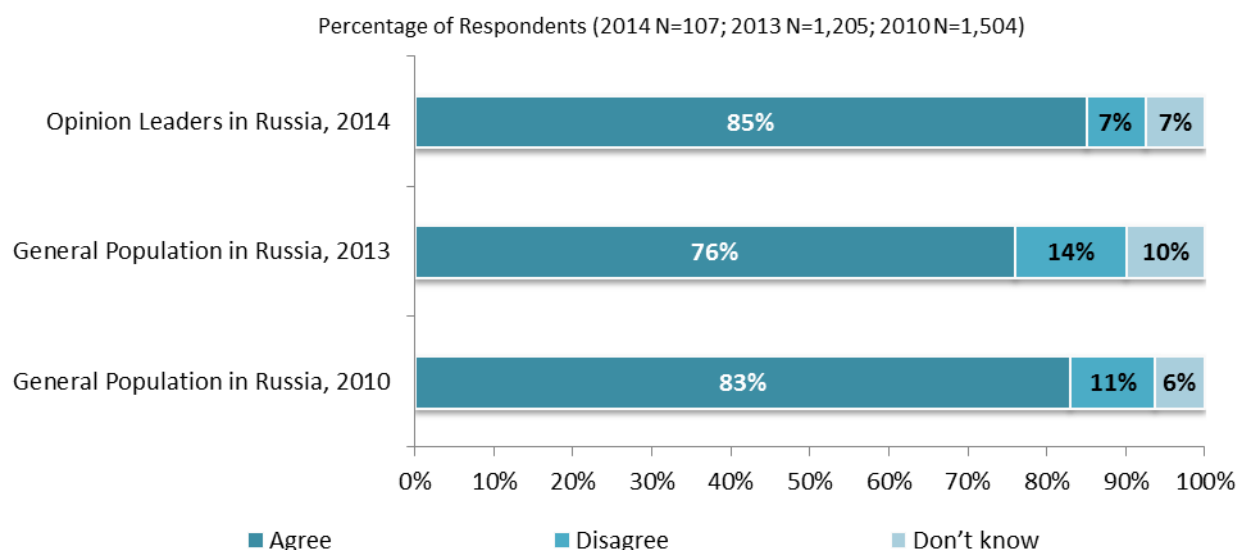
XI. Russia's Role as a Global Donor for Development (continued)

To what extent do you agree or disagree with the following statements about Russia's assistance to developing/poor countries?



"Russian aid should go to its neighboring countries because we have common values and traditions in contrast to countries in Asia, Africa and Latin America."

(Agree = Fully Agree + Somewhat Agree; Disagree = Fully Disagree + Somewhat Disagree)

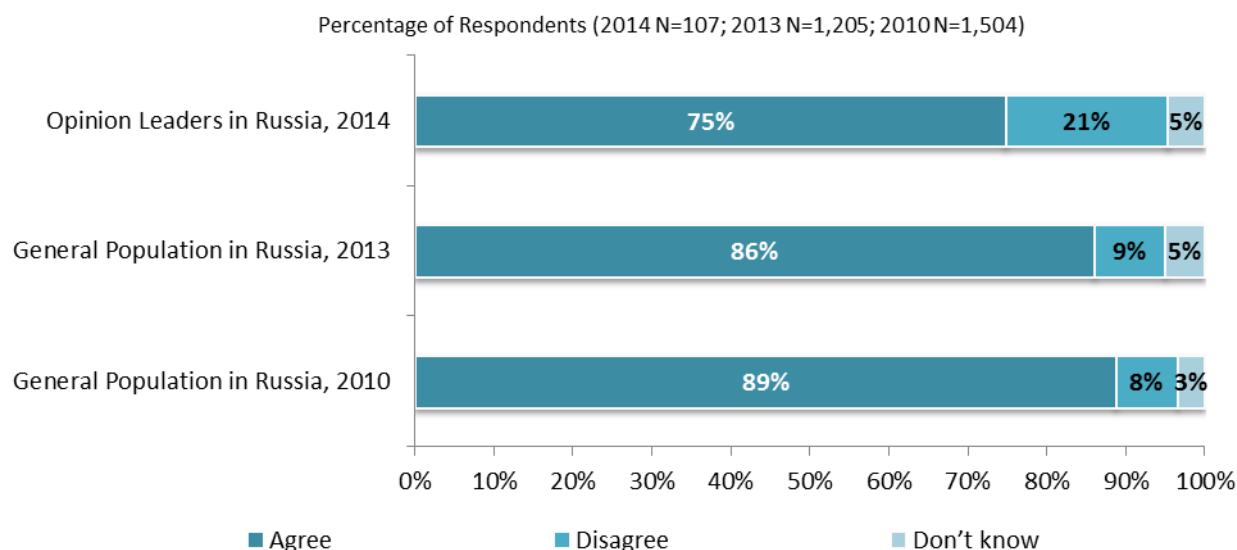


"While helping developing/poor countries, Russia should collaborate with other developed countries and international organizations because it is more effective in terms of achieving results."

(Agree = Fully Agree + Somewhat Agree; Disagree = Fully Disagree + Somewhat Disagree)

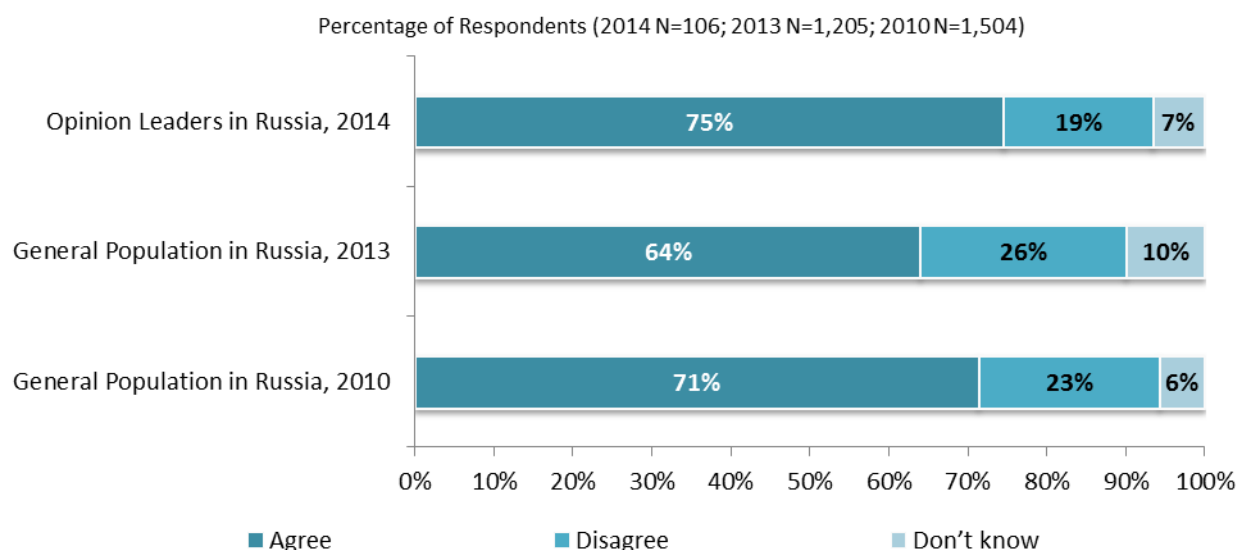
XI. Russia's Role as a Global Donor for Development (continued)

To what extent do you agree or disagree with the following statements about Russia's assistance to developing/poor countries?



"While making decisions about whether to provide aid to developing/poor countries, Russia should be guided primarily by its own interests."

(Agree = Fully Agree + Somewhat Agree; Disagree = Fully Disagree + Somewhat Disagree)

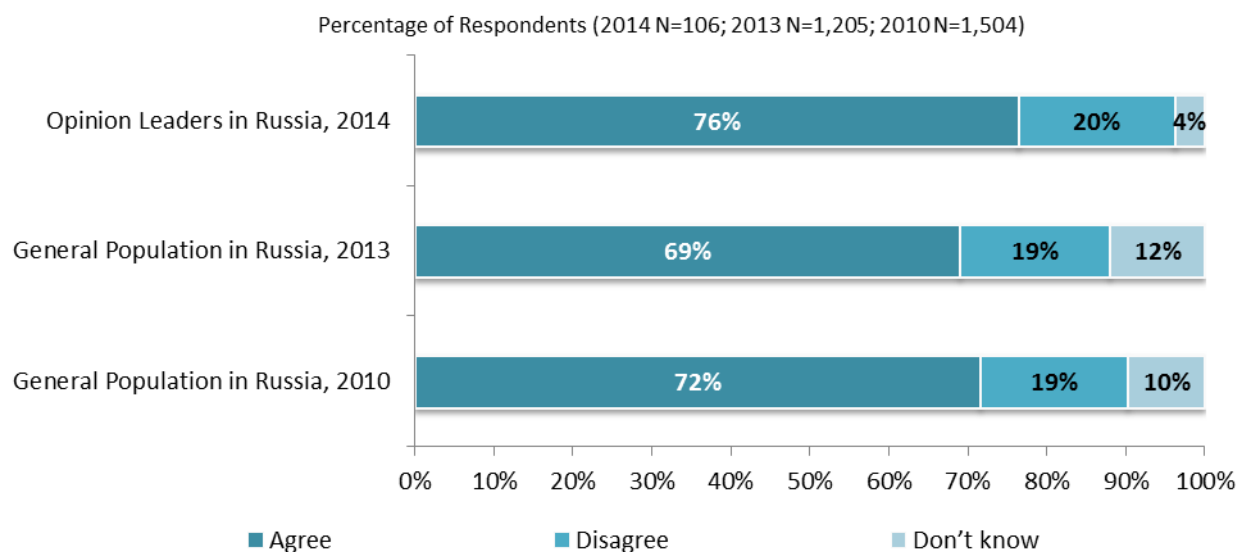


"Russia should help primarily its neighboring poor countries, such as Tajikistan, Kyrgyzstan, because instability in these countries poses a threat to Russia."

(Agree = Fully Agree + Somewhat Agree; Disagree = Fully Disagree + Somewhat Disagree)

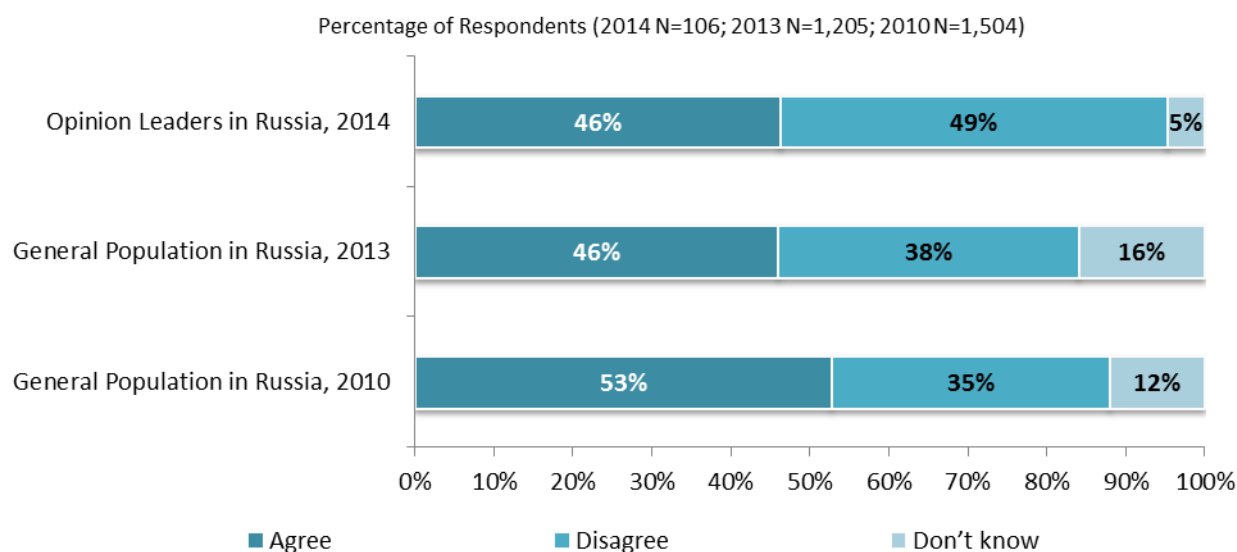
XI. Russia's Role as a Global Donor for Development (continued)

To what extent do you agree or disagree with the following statements about Russia's assistance to developing/poor countries?



"Russia should help developing/poor countries because it would promote Russian businesses in these countries and expand markets for Russian goods."

(Agree = Fully Agree + Somewhat Agree; Disagree = Fully Disagree + Somewhat Disagree)



"Russia should help developing/poor countries regardless of their geographical location."

(Agree = Fully Agree + Somewhat Agree; Disagree = Fully Disagree + Somewhat Disagree)

XII. Appendices

A. Responses to All Questions across All Respondents	56
B. Responses to All Questions by Stakeholder Groups	74
C. Responses to All Questions by Geographic Location	97
D. Responses to All Questions by Levels of Collaboration.....	115
E. Indicator Questions as a Function of Exposure to the WBG	133
F. Indicator Questions by Stakeholder Groups	134
G. WBG Country Survey FY 2014 – Russia Questionnaire.....	135

Russia



Appendix A: Responses to All Questions across All Respondents (N=139)

All rating scale questions are presented with the total number of respondents that provided a rating (N), the number of respondents who indicated that they "Don't know" (DK), the mean rating across all respondents (Mean), and the standard deviation of this mean (SD). Indicator questions are noted with an asterisk (*).

A. General Issues Facing Russia

1. In general would you say that Russia is headed in ... ?	Percentage of Respondents (N=134)
The right direction	42.5%
The wrong direction	43.3%
Not sure	14.2%

2. Listed below are a number of development priorities in Russia. Please identify which of the following you consider the most important development priorities in Russia? (Choose no more than THREE)	Percentage of Respondents (Responses Combined; N=136)
Public sector governance/reform	37.5%
Anti corruption	36.0%
Law and justice	34.6%
Private sector development	25.7%
Education	25.7%
Development of Russian regions	17.6%
Innovation, science, research & development	16.9%
Social protection	16.2%
Economic growth	14.0%
Transport	10.3%
Health	7.4%
Job creation/employment	5.9%
Environmental sustainability	5.1%
Macroeconomic management	5.1%
Rural development	4.4%
Access to finance, financial market development	4.4%
Urban development	4.4%
Foreign direct investment	3.7%
Equality of opportunity	3.7%
Poverty reduction	3.7%
Agricultural development	3.7%
Natural resource management	3.7%
Global/regional integration	2.9%
Energy	2.2%
Information and communications technology	1.5%
Water and sanitation	0.7%
Food security	0.7%
Regulatory framework	0.7%
Gender equity	0.0%
Climate change	0.0%
Trade and exports	0.0%
Communicable/non-communicable diseases	0.0%
Disaster management	0.0%

A. General Issues Facing Russia (continued)

3. Poverty reduction is a broad term that encompasses work in many different areas. Which THREE areas of development listed below do you believe would contribute most to reducing poverty and increasing well-being of the population in Russia? (Choose no more than THREE)	Percentage of Respondents (Responses Combined; N=136)
Private sector development	41.9%
Economic growth	36.8%
Anti corruption	34.6%
Education	23.5%
Social protection	22.1%
Development of Russian regions	21.3%
Public sector governance/reform	19.1%
Job creation/employment	14.7%
Rural development	14.0%
Equality of opportunity	13.2%
Law and justice	11.8%
Innovation, science, research & development	9.6%
Health	6.6%
Access to finance, financial market development	5.1%
Urban development	4.4%
Agricultural development	4.4%
Macroeconomic management	3.7%
Regulatory framework	2.2%
Foreign direct investment	2.2%
Global/regional integration	1.5%
Environmental sustainability	1.5%
Water and sanitation	0.7%
Transport	0.7%
Natural resource management	0.7%
Trade and exports	0.7%
Food security	0.7%
Climate change	0.0%
Gender equity	0.0%
Communicable/non-communicable diseases	0.0%
Information and communications technology	0.0%
Energy	0.0%
Disaster management	0.0%

A. General Issues Facing Russia (continued)

4. Economic growth can be driven by a number of factors. Which THREE areas below do you believe would contribute most to generating economic growth in Russia? (Choose no more than THREE)	Percentage of Respondents (Responses Combined; N=134)
Anti corruption	40.3%
Private sector development	40.3%
Public sector governance/reform	27.6%
Law and justice	23.9%
Innovation, science, research & development	21.6%
Development of Russian regions	19.4%
Education	14.9%
Foreign direct investment	14.2%
Access to finance, financial market development	14.2%
Job creation/employment	12.7%
Equality of opportunity	9.0%
Macroeconomic management	9.0%
Transport	7.5%
Global/regional integration	6.0%
Urban development	5.2%
Energy	4.5%
Natural resource management	4.5%
Rural development	3.7%
Information and communications technology	3.7%
Trade and exports	3.7%
Regulatory framework	3.0%
Health	3.0%
Agricultural development	2.2%
Gender equity	1.5%
Social protection	0.7%
Disaster management	0.7%
Food security	0.7%
Climate change	0.0%
Water and sanitation	0.0%
Communicable/non-communicable diseases	0.0%
Environmental sustainability	0.0%

A. General Issues Facing Russia (continued)

5. When thinking about the idea of “shared prosperity” in your country, which of the following TWO best illustrate how this would be achieved in Russia? (Choose no more than TWO)	Percentage of Respondents (Responses Combined; N=136)
Better entrepreneurial opportunities	39.7%
Sustainable economic growth	38.2%
A growing middle class	30.9%
Greater voice and participation for citizens to help ensure greater accountability	27.2%
Education and training that better ensure job opportunity	16.9%
Better opportunity for the poor who live in rural areas	8.8%
Better quality public services	8.8%
Better employment opportunities for young people	7.4%
More reliable social safety net	6.6%
Greater equity of fiscal policy	5.1%
Greater access to micro-finance for the financially under-served	2.9%
Greater access to health and nutrition for citizens	2.2%
Other	2.2%
Better opportunity for the poor who live in urban areas	1.5%
Better employment opportunities for women	0.7%

B. Overall Attitudes toward the World Bank Group

Familiarity: There are several institutions in the World Bank Group that work in developing countries around the world. How familiar are you with their work in Russia? (1-Not familiar at all, 10-Extremely familiar)	N	DK	Mean	SD
1a. The World Bank (IBRD)	136	0	6.56	2.55
1b. International Finance Corporation (IFC)	133	0	4.22	2.90

Overall Effectiveness: Overall, please rate your impression of the World Bank Group member organization's effectiveness in Russia.* (1-Not effective at all, 10-Very effective)	N	DK	Mean	SD
2a. The World Bank (IBRD)	106	28	5.99	2.03
2b. International Finance Corporation (IFC)	61	70	4.92	2.39

Staff Preparedness: To what extent do you believe the World Bank Group's staff is well prepared (e.g., skills and knowledge) to help Russia solve its most complicated development challenges?*(1-To no degree at all, 10-To a very significant degree)	N	DK	Mean	SD
3a. The World Bank (IBRD)	106	29	6.77	2.09
3b. International Finance Corporation (IFC)	56	72	6.39	2.63

B. Overall Attitudes toward the World Bank Group (continued)

4. When thinking about how the World Bank Group can have the most impact on development results in Russia, in which sectoral areas do you believe the World Bank Group should focus most of its resources (financial and knowledge services) in Russia? (Choose no more than THREE)	Percentage of Respondents (Responses Combined; N=135)
Public sector governance/reform	40.7%
Private sector development	27.4%
Development of Russian regions	25.2%
Law and justice	19.3%
Anti corruption	18.5%
Education	17.8%
Access to finance, financial market development	15.6%
Innovation, science, research & development	15.6%
Transport	11.9%
Global/regional integration	11.1%
Foreign direct investment	11.1%
Economic growth	9.6%
Social protection	7.4%
Poverty reduction	7.4%
Information and communications technology	6.7%
Macroeconomic management	5.9%
Job creation/employment	5.2%
Urban development	5.2%
Environmental sustainability	5.2%
Health	4.4%
Rural development	3.7%
Agricultural development	3.7%
Trade and exports	3.0%
Regulatory framework	3.0%
Equality of opportunity	2.2%
Water and sanitation	1.5%
Energy	1.5%
Gender equity	0.7%
Food security	0.7%
Natural resource management	0.7%
Climate change	0.0%
Communicable/non-communicable diseases	0.0%
Disaster management	0.0%

B. Overall Attitudes toward the World Bank Group (continued)

5. When thinking about the World Bank Group's role, which activity do you believe is of greatest VALUE and which activity is of second greatest value in Russia?	Percentage of Respondents (N=136)		
	Greatest Value	2 nd Greatest Value	Combined
Policy advice, studies, analyses	33.8%	15.7%	49.5%
Financial resources	17.6%	13.4%	31.1%
Regional and global donor for development	14.0%	8.2%	22.2%
Technical assistance	6.6%	14.2%	20.8%
Investment guarantees	5.9%	13.4%	19.3%
Capacity development	8.8%	7.5%	16.3%
Data	5.1%	7.5%	12.6%
Convening/facilitating	2.2%	9.7%	11.9%
Linkage to non-Bank expertise	4.4%	6.7%	11.1%
Reimbursable advisory services	0.0%	3.0%	3.0%
Other	1.5%	0.7%	2.2%

How effectively do the World Bank Group's activities below support Russia's efforts to achieve development results? (1-Not effective at all, 10-Very effective)	Effectiveness			
	N	DK	Mean	SD
6. Convening/facilitating	88	39	6.02	2.36
7. Data	96	29	6.69	2.16
8. Policy advice, studies, analyses	103	22	6.50	2.37
9. Reimbursable advisory services	70	54	5.19	2.21
10. Financial resources	95	32	6.36	2.43
11. Technical assistance	83	42	6.43	2.25
12. Investment guarantees	73	52	6.42	2.75
13. Regional and global donor for development	86	40	6.44	2.61
14. Linkage to non-Bank expertise	67	59	6.45	2.60

The World Bank Group can provide capacity building support in a number of ways in Russia. To which degree would Russia benefit, if capacity building were to support...? (1-To no degree at all, 10-To a very significant degree)	Degree			
	N	DK	Mean	SD
15. Groups outside of government to help them more effectively engage and participate in development efforts	118	11	6.86	2.75
16. The public sector, related to implementation of specific development projects on the ground	120	9	6.71	2.46
17. The public sector, related to changing institutions	114	14	6.47	2.55
18. The private sector, related to improving companies and policy change	118	9	7.57	2.13

B. Overall Attitudes toward the World Bank Group (continued)

When thinking about how to improve capacity building in Russia to help ensure better development results, looking forward, how IMPORTANT is it for the World Bank Group to be involved in the following aspects of capacity building? (1-Not important at all, 10-Very important)	Importance			
	N	DK	Mean	SD
19. Project implementation	84	46	7.56	1.79
20. Citizen engagement	98	33	7.36	2.21
21. Policy design	93	36	7.55	1.90

22. Which of the following do you identify as the World Bank Group's greatest WEAKNESSES in its work in Russia? (Choose no more than TWO)	Percentage of Respondents (Responses Combined; N=130)
Too influenced by developed countries	20.0%
Don't know	17.7%
Not adequately sensitive to political/social realities in Russia	16.9%
Not enough public disclosure of its work	15.4%
Not willing to honestly criticize policies and reform efforts in the country	15.4%
Too bureaucratic in its operational policies and procedures	15.4%
World Bank Group's processes too slow	14.6%
Not collaborating enough with non-state actors	13.8%
World Bank Group's processes too complex	13.1%
Not aligned with country priorities	8.5%
Staff too inaccessible	3.8%
Imposing technocratic solutions without regard to political realities	3.8%
Not exploring alternative policy options	3.1%
Arrogant in its approach	3.1%
Not aligned with other development partners' work	2.3%
Not client focused	2.3%
Other	2.3%
The credibility of its knowledge/data	0.0%

23. Which World Bank Group's instruments do you believe are the MOST effective in reducing poverty in Russia? (Choose no more than TWO)	Percentage of Respondents (Responses Combined; N=129)
Technical assistance	44.2%
Knowledge products/services	31.8%
Investment lending to private sector	31.8%
Investment guarantees	22.5%
Capacity development	19.4%
Investment lending to public sector	15.5%
Don't know	8.5%
Trust Fund management	1.6%
Other	0.8%

B. Overall Attitudes toward the World Bank Group (continued)

24. Which TWO of the following groups should the World Bank Group collaborate with more in your country to ensure better development results there? (Choose no more than TWO)	Percentage of Respondents (Responses Combined; N=130)
Private sector	34.6%
Academia/think tanks/research institutes	32.3%
Regional Governments	31.5%
Federal Government	26.2%
NGOs	18.5%
Community Based Organizations	14.6%
Community of development partners	13.1%
Media	8.5%
Foundations	6.9%
Don't know	3.1%
Parliament	2.3%
Beneficiaries	1.5%
Other	0.0%

To what extent do you agree with the following statements about the World Bank Group's work in Russia? (1-Strongly disagree, 10-Strongly agree)	Level of Agreement			
	N	DK	Mean	SD
25. Overall the World Bank Group currently plays a relevant role in development in Russia*	108	15	4.91	2.42
26. The World Bank Group's work is aligned with what I consider the development priorities for Russia*	106	14	6.06	2.43
27. The World Bank Group supports programs and strategies that are realistic for Russia	99	20	6.06	2.44
28. The World Bank Group treats clients and stakeholders in Russia with respect	103	18	7.46	2.31

B. Overall Attitudes toward the World Bank Group (continued)

To what extent is the World Bank Group an effective development partner in Russia in terms of each of the following? (1-To no degree at all, 10-To a very significant degree)	Degree			
	N	DK	Mean	SD
29. Responsiveness*	85	36	5.38	2.27
30. Flexibility (in terms of the World Bank Group's products and services)*	83	36	5.61	2.13
31. Flexibility (in terms of changing country circumstances)*	91	29	5.49	2.26
32. Being inclusive*	92	27	5.40	2.36
33. Openness*	102	18	6.69	2.40
34. Staff accessibility*	92	28	6.83	2.57
35. Straightforwardness and honesty*	88	32	6.99	2.33
36. Ease of access to the people at the World Bank Group who are making decisions important to my work*	87	33	6.71	2.72
37. Collaboration with NGOs and think tanks*	75	42	5.99	2.13
38. Collaboration with the private sector*	69	44	5.22	2.22
39. Collaboration with the Government*	87	27	6.63	2.17
40. Collaboration with other development partners*	56	55	6.25	2.10
41. The speed in which it gets things accomplished on the ground*	81	31	5.48	2.30
42. Being a long-term partner*	84	30	7.65	1.98

43. To be a more effective development partner in Russia, do you believe that the World Bank Group should have ... ? (Select only ONE response)	Percentage of Respondents (N=119)
More local presence	61.3%
The current level of local presence is adequate	27.7%
Less local presence	1.7%
Don't know	9.2%

44. When World Bank Group assisted reform efforts fail or are slow to take place, which of the following would you attribute this to? (Choose no more than TWO)	Percentage of Respondents (Responses Combined; N=114)
The World Bank Group is not sensitive enough to political/social realities on the ground	41.2%
The Government works inefficiently	27.2%
Political pressures and obstacles	23.7%
There is not an adequate level of citizen/civil society participation	22.8%
Lack of/inadequate levels of capacity in Government	21.9%
Reforms are not well thought out in light of country challenges	17.5%
Poor coordination of development partners	10.5%
The World Bank Group works too slowly	10.5%
Other	5.3%
The World Bank Group does not do adequate follow through/follow-up	4.4%

C. World Bank Group's Effectiveness and Results

1. In your opinion, how IMPORTANT is it for the World Bank Group to be involved in the following areas of development in Russia? (1-Not important at all, 10-Very important)	Importance			
	N	DK	Mean	SD
1. Anti corruption	107	4	7.75	2.82
2. Information and communications technology	107	5	7.45	2.25
3. Transport	105	4	7.36	2.25
4. Macroeconomic management	105	6	7.21	2.36
5. Law and justice	104	4	7.48	2.55
6. Urban development	100	9	7.56	2.15
7. Environmental sustainability	97	10	7.33	2.23
8. Regulatory framework	102	8	7.15	2.14
9. Communicable/non-communicable diseases	88	19	5.64	2.65
10. Poverty reduction and boosting shared prosperity	107	5	6.98	2.44
11. Gender equity	98	9	4.70	2.55
12. Private sector development	106	5	8.08	2.02
13. Foreign direct investment	101	9	8.06	2.13
14. Water and sanitation	95	12	5.85	2.50
15. Trade and exports	95	12	6.25	2.65
16. Economic growth	101	9	7.95	2.21
17. Energy	96	9	6.27	2.47
18. Disaster management	94	12	5.24	2.80
19. Public sector governance/reform	104	6	7.39	2.71
20. Job creation/employment	98	8	7.06	2.52
21. Access to finance, financial market development	101	6	7.86	2.13
22. Equality of opportunity	97	10	6.33	2.81
23. Health	99	8	7.27	2.23
24. Rural development	101	9	7.21	2.46
25. Global/regional integration	91	12	6.97	2.36
26. Food security	96	11	5.53	2.60
27. Education	101	6	7.14	2.45
28. Social protection	101	7	6.01	2.62
29. Climate change	93	15	5.23	2.75
30. Agricultural development	99	12	6.71	2.41
31. Natural resource management	98	11	5.04	2.73
32. Innovation, science, research & development	101	8	8.07	1.78
33. Development of Russian regions	107	6	8.47	1.72

C. World Bank Group's Effectiveness and Results (continued)

2. How EFFECTIVE do you believe the World Bank Group is in terms of the work it does in the following areas of development in Russia? (1-Not effective at all, 10-Very effective)	Effectiveness			
	N	DK	Mean	SD
1. Anti corruption	46	63	3.89	2.12
2. Information and communications technology	46	61	5.61	2.31
3. Transport	40	67	5.00	2.23
4. Macroeconomic management	60	50	6.03	2.60
5. Law and justice	55	52	4.89	2.48
6. Urban development	56	50	5.79	2.37
7. Environmental sustainability	43	61	5.40	2.50
8. Regulatory framework	52	54	5.44	2.80
9. Communicable/non-communicable diseases	33	73	4.70	2.39
10. Poverty reduction and boosting shared prosperity	52	57	5.48	2.62
11. Gender equity	39	68	5.51	2.59
12. Private sector development	62	46	5.73	2.65
13. Foreign direct investment	58	49	5.57	2.61
14. Water and sanitation	35	72	4.69	2.31
15. Trade and exports	40	65	5.75	2.44
16. Economic growth	61	48	5.67	2.56
17. Energy	40	67	5.33	2.51
18. Disaster management	33	74	4.42	2.82
19. Public sector governance/reform	59	48	5.31	2.46
20. Job creation/employment	51	57	4.86	2.51
21. Access to finance, financial market development	56	51	5.98	2.69
22. Equality of opportunity	37	71	4.70	2.72
23. Health	44	64	5.30	2.36
24. Rural development	39	66	4.15	2.58
25. Global/regional integration	45	61	5.58	2.77
26. Food security	34	72	3.97	2.34
27. Education	53	56	5.08	2.51
28. Social protection	50	59	4.56	2.57
29. Climate change	35	72	5.11	2.55
30. Agricultural development	42	65	4.38	2.46
31. Natural resource management	34	73	4.44	2.67
32. Innovation, science, research & development	46	61	4.91	2.20
33. Development of Russian regions	61	47	5.15	2.34

3. Where are the World Bank Group's decisions made primarily that support the program in Russia? (Select only ONE response)	Percentage of Respondents (N=111)
At the Headquarters (in Washington D.C.)	55.9%
In the country	9.9%
Don't know	34.2%

Achieving Development Results*	N	DK	Mean	SD
4. To what extent does the World Bank Group's work help to achieve development results in Russia? (1-To no degree at all, 10-To a very significant degree)	99	14	5.29	2.00

C. World Bank Group's Effectiveness and Results (continued)

To what extent do you agree with the following statements about the World Bank Group in Russia? (1-Strongly disagree, 10-Strongly agree)	N	DK	Mean	SD
5. The World Bank's (IBRD) financial instruments (i.e., investment lending, Development Policy Loan, Trust Funds, etc.) meet the needs of Russia*	87	26	6.46	2.31
6. The IFC's financial instruments (i.e., direct lending, equity, quasi-equity, trade finance, etc.) meet the needs of Russia	72	40	6.63	2.47
7. The World Bank Group meets Russia's needs for knowledge services (e.g., research, analysis, data, technical assistance)*	97	15	6.71	2.38

Reimbursable Advisory Services	N	DK	Mean	SD
8. To what extent do you believe that Russia received value for money from the World Bank Group's reimbursable advisory services? (1-To no degree at all, 10-To a very significant degree)	62	50	5.15	2.42

Measuring Results	N	DK	Mean	SD
9. To what extent do you believe the World Bank Group's internal evaluation mechanisms hold the institution accountable for achieving results in Russia? (1-To no degree at all, 10-To a very significant degree)	49	64	5.51	2.42

D. The World Bank Group's Knowledge Work and Activities (i.e., Analysis, Studies, Research, Data, Reports, Conferences)

1. How frequently do you consult World Bank Group's knowledge work and activities in the work you do?	Percentage of Respondents (N=112)
Weekly	8.0%
Monthly	18.8%
A few times a year	33.0%
Rarely	27.7%
Never	12.5%

In Russia, to what extent do you believe that the World Bank Group's knowledge work and activities: (1-To no degree at all, 10-To a very significant degree)	Degree			
	N	DK	Mean	SD
2. Are timely	86	21	6.45	2.22
3. Include appropriate level of stakeholder involvement during preparation	72	32	6.61	2.26
4. Are relevant to Russia's development priorities	90	15	7.01	2.19
5. Lead to practical solutions	88	17	5.57	2.43
6. Are accessible (well written and easy to understand)	84	19	6.44	2.47
7. Are source of relevant information on global good practices	91	14	7.01	2.41
8. Enhance your knowledge and/or skills	94	11	6.88	2.51
9. Are adequately disseminated	89	17	5.45	2.68
10. Are translated enough into Russian	81	25	5.78	2.63
11. Are adaptable to Russia's specific development challenges and country circumstances*	81	23	6.28	2.45

D. The World Bank Group's Knowledge Work and Activities (continued)

Overall Evaluations	N	DK	Mean	SD
12. Overall, how significant a contribution do you believe the World Bank Group's knowledge work and activities make to development results in your country?* (1-Not significant at all, 10-Very significant)	94	14	6.41	2.35
13. Overall, how would you rate the technical quality of the World Bank Group's knowledge work and activities?* (1-Very low technical quality, 10-Very high technical quality)	79	30	6.82	2.22

E. Working with the World Bank Group

To what extent does each of the following aspects of the World Bank Group's technical assistance/advisory work contribute to solving Russia's development challenges? (1-To no degree at all, 10-To a very significant degree)	Degree			
	N	DK	Mean	SD
1. Conceptualization (understanding and framing the problem)	82	23	7.06	1.95
2. Design (appraising and planning the solutions)	82	22	6.52	2.21
3. Implementation (executing, carrying out, monitoring and making appropriate adjustments)	84	20	6.15	2.41
4. Evaluation (assessing the impact and results)	79	26	6.39	2.42

To what extent do you agree/disagree with the following statements? (1-Strongly disagree, 10-Strongly agree)	Level of Agreement			
	N	DK	Mean	SD
5. The World Bank Group disburses funds promptly	60	45	5.20	2.60
6. The World Bank Group effectively monitors and evaluates the projects and programs it supports	74	29	6.81	2.12
7. The World Bank Group's approvals and reviews are done in a timely fashion	64	39	5.50	2.44
8. The World Bank Group's "Safeguard Policy" requirements are reasonable	42	61	6.17	2.40
9. The World Bank's (IBRD) conditions on its lending are reasonable	51	52	6.65	2.36
10. The IFC's conditions on its investments are reasonable	39	63	6.44	2.58
11. The World Bank Group takes decisions quickly in Russia*	64	37	5.13	2.36
12. Working with the World Bank Group increases Russia's institutional capacity	82	20	7.06	2.49
13. The World Bank Group ensures consistency and continuity through staff changes	56	47	6.84	2.43
14. Where country systems are adequate, the World Bank Group makes appropriate use of them*	41	61	6.61	2.65
15. The World Bank Group provides effective implementation support	67	34	7.28	2.26

16. Which of the following best describes the way the World Bank Group operates in Russia? (Select only ONE response)	Percentage of Respondents (N=93)
Don't know	37.6%
The World Bank Group's approach to risk is appropriate	34.4%
The World Bank Group does not take enough risk in Russia	25.8%
The World Bank Group takes too much risk in Russia	2.2%

F. The Future Role of the World Bank Group in Russia

1. Which of the following SHOULD the World Bank Group do to make itself of greater value in Russia? (Choose no more than TWO)	Percentage of Respondents (Responses Combined; N=106)
Focus more on development of Russian regions	29.2%
Collaborate more effectively with Government clients	24.5%
Reach out more to groups outside of Government	21.7%
Provide more investment and support to the private sector	19.8%
Improve the competitiveness of its financing compared to markets	17.9%
Provide more adequate data/knowledge/statistics/figures on Russia's economy	15.1%
Offer more innovative knowledge services	13.2%
Improve the quality of its experts as related to Russia's specific challenges	12.3%
Reduce the complexity of obtaining World Bank Group financing	11.3%
Increase the level of capacity development in the country	5.7%
Provide more services in Russian language	5.7%
Increase availability of investment guarantees	4.7%
Offer more innovative financial products	3.8%
Work faster	3.8%
Other	2.8%
Expand country-based staff presence	1.9%
Increase availability of reimbursable advisory services	0.9%
Ensure greater selectivity in its work	0.0%

2. When considering the combination of services that the World Bank Group offers in Russia, and taking into account its limited level of resources, which ONE of the following do you believe the World Bank Group should offer more of in Russia? (Select only ONE response)	Percentage of Respondents (N=106)
Knowledge products	55.7%
Financial services	25.5%
Don't know	11.3%
None of the above	2.8%
The combination is appropriate for Russia	2.8%
Convening services	1.9%

G. Russia's Role as a Global Donor for Development

1. In general, do you approve of Russia providing assistance to developing/poor countries? (Select only ONE response)	Percentage of Respondents (N=108)
Yes	34.3%
Somewhat yes	42.6%
Somewhat no	13.0%
No	2.8%
It is of no importance for me	0.9%
Don't know	6.5%

2. In your opinion, which of the following is the most effective way for Russia to provide aid to developing/poor countries? (Select only ONE response)	Percentage of Respondents (N=108)
When Russia participates in international programs in cooperation with international organizations such as the World Bank and the UN	51.9%
When Russia provides it directly to these developing/poor countries	33.3%
Don't know	14.8%

G. Russia's Role as a Global Donor for Development (continued)

3. The Russian Government may have various objectives in helping developing/poor countries. Which objectives listed below do you consider the most important for Russia? (Choose no more than TWO)	Percentage of Respondents (Responses Combined; N=108)
To lay the foundations for long-term sustainable development of developing/poor countries	46.3%
To extend the circle of countries friendly to Russia	32.4%
To create favorable conditions for promoting Russian goods and Russian businesses in these countries	29.6%
To reduce threats of terrorism and drug trafficking between Russia and neighboring countries	29.6%
To increase Russia's influence and prestige in the world	25.9%
To reduce extreme poverty	19.4%
To increase influence within Russia	2.8%
Don't know	2.8%
Other	0.0%

To what extent do you agree or disagree with the following statements about Russia's assistance to developing/poor countries? (1-Fully disagree, 4-Fully agree)	N	Level of Agreement				
		<i>Fully disagree</i>	<i>Somewhat disagree</i>	<i>Somewhat agree</i>	<i>Fully agree</i>	<i>Don't know</i>
4. Active involvement in providing aid to developing/poor countries is an important characteristic of a modern developed country	107	1.9%	7.5%	35.5%	51.4%	3.7%
5. By helping to improve living conditions in neighboring developing/poor countries, Russia can reduce the flows of migrants to its territory	107	5.6%	17.8%	39.3%	33.6%	3.7%
6. Russian aid should go to its neighboring countries because we have common values and traditions in contrast to countries in Asia, Africa and Latin America	107	8.4%	15.0%	44.9%	27.1%	4.7%
7. While helping developing/poor countries, Russia should collaborate with other developed countries and international organizations because it is more effective in terms of achieving results	107	1.9%	5.6%	31.8%	53.3%	7.5%
8. While making decisions about whether to provide aid to developing/poor countries, Russia should be guided primarily by its own interests	107	2.8%	17.8%	37.4%	37.4%	4.7%
9. Russia should help primarily its neighboring poor countries, such as Tajikistan, Kyrgyzstan, because instability in these countries poses a threat to Russia	106	6.6%	12.3%	41.5%	33.0%	6.6%
10. Russia should help developing/poor countries because it would promote Russian businesses in these countries and expand markets for Russian goods	106	5.7%	14.2%	48.1%	28.3%	3.8%
11. Russia should help developing/poor countries regardless of their geographical location	106	20.8%	28.3%	34.0%	12.3%	4.7%

H. Communication and Information Sharing

1. How do you get most of your information about economic and social development issues in Russia? (Choose no more than TWO)	Percentage of Respondents (Responses Combined; N=108)
Internet	83.3%
Periodicals	27.8%
Local newspapers	17.6%
Social media (e.g., Facebook, Twitter, Youtube, Flickr)	15.7%
Local television	13.9%
International television	11.1%
International newspapers	7.4%
Other	5.6%
Blogs	3.7%
Local radio	1.9%
International radio	0.9%
Mobile phones	0.0%
Instant messaging	0.0%

2. How would you prefer to receive information from the World Bank Group? (Choose no more than TWO)	Percentage of Respondents (Responses Combined; N=106)
World Bank Group's website	42.5%
e-Newsletters	35.8%
Direct contact with World Bank Group (i.e., face to face meetings/discussions)	34.9%
World Bank Group's publications and other written materials	26.4%
World Bank Group's seminars/workshops/conferences	24.5%
Social media (e.g., Facebook, Twitter, Youtube, Flickr)	11.3%
Instant messaging	4.7%
Blogs	3.8%
Mobile phones	1.9%
Other	1.9%

3. Are you aware of the World Bank Group's Access to Information Policy under which the WBG will now disclose any information in its possession that is not on a list of exceptions?	Percentage of Respondents (N=107)
Yes	34.6%
No	65.4%

4. Have you requested information from the World Bank Group on its activities in the past year?	Percentage of Respondents (N=106)
Yes	15.1%
No	84.9%

5. Were you able to obtain this information?	Percentage of Respondents (N=17)
Yes	94.1%
No	5.9%

6. Do you have access to the Internet?	Percentage of Respondents (N=105)
Yes	99.0%
No	1.0%

H. Communication and Information Sharing (continued)

7. Do you use/have used the World Bank Group's website?	Percentage of Respondents (N=106)
Yes	71.7%
No	28.3%

8. Which do you primarily use?	Percentage of Respondents (N=76)
The World Bank Group's country website	51.3%
The World Bank Group's main website	48.7%

9. Which Internet connection do you use primarily when visiting a World Bank Group website?	Percentage of Respondents (N=76)
High speed	94.7%
Dial-up	5.3%

Please rate how much you agree with the following statements. (1-Strongly disagree, 10-Strongly agree)	Level of Agreement			
	N	DK	Mean	SD
10. I use/consult World Bank Group's data more often than I did a few years ago	93	11	5.71	3.14
11. I find the World Bank Group's websites easy to navigate	74	1	6.96	2.09
12. I find the information on the World Bank Group's websites useful	75	0	8.11	1.65
13. The World Bank Group's social media channels are valuable sources of information about the institution	70	35	4.84	3.08
14. When I need information from the World Bank Group I know how to find it	101	3	7.32	2.34
15. The World Bank Group is responsive to my information requests and inquiries	52	51	7.44	2.35

I. Background Information

1. Which of the following best describes your current position? (Select only ONE response)	Percentage of Respondents (N=139)
Other	23.7%
Academia/Research Institute/Think Tank	23.0%
NGO	11.5%
Media	8.6%
Employee of a Ministry, Ministerial Department or Implementation Agency	6.5%
Local Government Office or Staff	5.0%
Project Management Unit overseeing implementation of project	4.3%
Private Sector (non-financial) Company	3.6%
Private Foundation	3.6%
Financial Sector/Private Bank	3.6%
Consultant/Contractor working on World Bank supported project/program	2.2%
Community Based Organization	2.2%
Office of the President, Prime Minister	0.7%
Bilateral Agency	0.7%
Multilateral Agency	0.7%

I. Background Information (continued)

2. Please identify the primary specialization of your work. (Select only ONE response)	Percentage of Respondents (N=139)
Other	28.1%
Education	12.2%
Public sector governance/public financial management/anti-corruption	12.2%
Generalist	11.5%
Information and communications technology	8.6%
Financial markets/banking	6.5%
Law and justice/regulatory framework	4.3%
Natural resource management/environmental sustainability	3.6%
Private sector development/foreign direct investment	2.9%
Urban development	2.9%
Job creation/employment	2.2%
Social protection	1.4%
Transport	1.4%
Agriculture/rural development/food security	0.7%
Energy	0.7%
Water and sanitation	0.7%

3. Currently, do you professionally collaborate/work with the World Bank Group in your country?	Percentage of Respondents (N=106)
Yes	47.2%
No	52.8%

4. Which of the following agencies of the World Bank Group do you work with in Russia? (Select all that apply)	Percentage of Respondents (Responses Combined; N=104)
The World Bank (IBRD)	46.2%
The International Finance Corporation (IFC)	17.3%
The Multilateral Investment Guarantee Agency (MIGA)	1.0%
Other	43.3%

5. Which of the following describes most of your exposure to the World Bank Group in Russia? (Choose no more than TWO)	Percentage of Respondents (Responses Combined; N=104)
Use World Bank Group reports/data	46.2%
Use World Bank Group website for information, data, research, etc.	36.5%
Collaborate as part of my professional duties	33.7%
Engage in World Bank Group related/sponsored events/activities	29.8%
Observer (i.e., follow in media, discuss in informal conversations, etc.)	20.2%

6. Which best represents your geographic location?	Percentage of Respondents (N=139)
Moscow	51.1%
St. Petersburg	5.0%
Regional capital	19.4%
Rural area	0.7%
Other	23.7%

Appendix B: Responses to All Questions by Stakeholder Groups

A. General Issues facing Russia

In general would you say that Russia is headed in...?*

Percentage of Respondents	Employee of Ministry/PMU/ Consultant on WBG project	Local Government	Private Sector/Financial Sector/Private Bank	CSO	Media	Academia/Research Institute/Think Tank	Other
The right direction	47.1%	71.4%	40.0%	33.3%	50.0%	16.1%	61.1%
The wrong direction	29.4%	0.0%	50.0%	61.9%	41.7%	61.3%	30.6%
Not sure	23.5%	28.6%	10.0%	4.8%	8.3%	22.6%	8.3%

*Significantly different between stakeholder groups

Listed below are a number of development priorities in Russia. Please identify which of the following you consider the most important development priorities in Russia? (Choose THREE)

Percentage of Respondents (Responses Combined)	Employee of Ministry/PMU/ Consultant on WBG project	Local Government	Private Sector/Financial Sector/Private Bank	CSO	Media	Academia/Research Institute/Think Tank	Other
Social protection	23.5%	14.3%	10.0%	13.0%	25.0%	9.7%	19.4%
Transport	5.9%	14.3%	10.0%	4.3%	8.3%	9.7%	16.7%
Public sector governance/reform	41.2%	42.9%	30.0%	43.5%	25.0%	45.2%	30.6%
Global/regional integration	11.8%	0.0%	0.0%	0.0%	0.0%	0.0%	5.6%
Gender equity	0.0%	0.0%	0.0%	0.0%	0.0%	0.0%	0.0%
Private sector development	23.5%	42.9%	20.0%	30.4%	16.7%	29.0%	22.2%
Foreign direct investment	11.8%	0.0%	0.0%	0.0%	8.3%	3.2%	2.8%
Water and sanitation	0.0%	0.0%	0.0%	0.0%	0.0%	0.0%	2.8%
Anti corruption	29.4%	14.3%	40.0%	52.2%	33.3%	32.3%	36.1%
Job creation/employment	0.0%	14.3%	10.0%	8.7%	0.0%	6.5%	5.6%
Rural development	0.0%	14.3%	10.0%	13.0%	0.0%	0.0%	2.8%
Access to finance, financial market development	5.9%	14.3%	10.0%	0.0%	8.3%	3.2%	2.8%
Urban development*	5.9%	0.0%	0.0%	0.0%	0.0%	16.1%	0.0%
Environmental sustainability	11.8%	14.3%	0.0%	13.0%	0.0%	0.0%	2.8%
Equality of opportunity	5.9%	0.0%	0.0%	8.7%	8.3%	3.2%	0.0%
Health	5.9%	14.3%	0.0%	0.0%	16.7%	12.9%	5.6%
Macroeconomic management	5.9%	0.0%	0.0%	4.3%	8.3%	6.5%	5.6%
Education	23.5%	0.0%	20.0%	30.4%	41.7%	22.6%	27.8%
Poverty reduction	0.0%	0.0%	0.0%	0.0%	8.3%	6.5%	5.6%
Energy	0.0%	0.0%	0.0%	4.3%	0.0%	3.2%	2.8%
Food security	0.0%	0.0%	0.0%	0.0%	8.3%	0.0%	0.0%
Climate change	0.0%	0.0%	0.0%	0.0%	0.0%	0.0%	0.0%
Agricultural development	0.0%	14.3%	10.0%	0.0%	0.0%	3.2%	5.6%
Trade and exports	0.0%	0.0%	0.0%	0.0%	0.0%	0.0%	0.0%
Development of Russian regions	29.4%	14.3%	30.0%	8.7%	0.0%	16.1%	22.2%
Economic growth	17.6%	14.3%	0.0%	13.0%	25.0%	9.7%	16.7%
Law and justice	23.5%	14.3%	40.0%	47.8%	16.7%	35.5%	38.9%
Regulatory framework	0.0%	0.0%	0.0%	0.0%	0.0%	0.0%	2.8%
Communicable/non-communicable diseases	0.0%	0.0%	0.0%	0.0%	0.0%	0.0%	0.0%
Natural resource management	5.9%	0.0%	10.0%	0.0%	8.3%	3.2%	2.8%
Disaster management	0.0%	0.0%	0.0%	0.0%	0.0%	0.0%	0.0%
Information and communications technology	0.0%	0.0%	0.0%	0.0%	8.3%	3.2%	0.0%
Innovation, science, research & development	11.8%	42.9%	40.0%	4.3%	25.0%	16.1%	13.9%

*Significantly different between stakeholder groups

A. General Issues facing Russia (continued)

Poverty reduction is a broad term that encompasses work in many different areas. Which THREE areas of development listed below do you believe would contribute most to reducing poverty and increasing well-being of the population in Russia? (Choose no more than THREE)

Percentage of Respondents (Responses Combined)	Employee of Ministry/PMU/ Consultant on WBG project	Local Government	Private Sector/Financial Sector/Private Bank	CSO	Media	Academia/Research Institute/Think Tank	Other
Water and sanitation	0.0%	0.0%	0.0%	4.3%	0.0%	0.0%	0.0%
Equality of opportunity	23.5%	0.0%	20.0%	26.1%	16.7%	6.5%	5.6%
Economic growth	23.5%	57.1%	60.0%	30.4%	25.0%	38.7%	38.9%
Climate change	0.0%	0.0%	0.0%	0.0%	0.0%	0.0%	0.0%
Global/regional integration	5.9%	0.0%	0.0%	0.0%	8.3%	0.0%	0.0%
Gender equity	0.0%	0.0%	0.0%	0.0%	0.0%	0.0%	0.0%
Rural development*	5.9%	57.1%	10.0%	17.4%	16.7%	9.7%	11.1%
Urban development	5.9%	0.0%	0.0%	4.3%	0.0%	6.5%	5.6%
Regulatory framework	0.0%	0.0%	0.0%	0.0%	8.3%	0.0%	5.6%
Social protection	5.9%	0.0%	30.0%	17.4%	16.7%	32.3%	27.8%
Law and justice	11.8%	0.0%	0.0%	26.1%	8.3%	16.1%	5.6%
Transport	0.0%	0.0%	0.0%	0.0%	0.0%	0.0%	2.8%
Development of Russian regions	41.2%	14.3%	10.0%	8.7%	33.3%	22.6%	19.4%
Communicable/non-communicable diseases	0.0%	0.0%	0.0%	0.0%	0.0%	0.0%	0.0%
Information and communications technology	0.0%	0.0%	0.0%	0.0%	0.0%	0.0%	0.0%
Innovation, science, research & development	17.6%	14.3%	10.0%	8.7%	16.7%	6.5%	5.6%
Anti corruption	29.4%	14.3%	50.0%	34.8%	33.3%	32.3%	38.9%
Private sector development	52.9%	14.3%	50.0%	39.1%	33.3%	41.9%	44.4%
Foreign direct investment	0.0%	0.0%	0.0%	0.0%	8.3%	0.0%	5.6%
Education	29.4%	14.3%	20.0%	30.4%	8.3%	22.6%	25.0%
Energy	0.0%	0.0%	0.0%	0.0%	0.0%	0.0%	0.0%
Public sector governance/reform	17.6%	14.3%	20.0%	17.4%	25.0%	22.6%	16.7%
Natural resource management	0.0%	0.0%	0.0%	4.3%	0.0%	0.0%	0.0%
Environmental sustainability	0.0%	14.3%	0.0%	0.0%	0.0%	0.0%	2.8%
Disaster management	0.0%	0.0%	0.0%	0.0%	0.0%	0.0%	0.0%
Health	0.0%	0.0%	10.0%	8.7%	0.0%	9.7%	8.3%
Agricultural development	0.0%	14.3%	0.0%	8.7%	0.0%	3.2%	5.6%
Job creation/employment	17.6%	14.3%	0.0%	4.3%	25.0%	19.4%	16.7%
Access to finance, financial market development	5.9%	28.6%	0.0%	4.3%	8.3%	3.2%	2.8%
Trade and exports*	0.0%	14.3%	0.0%	0.0%	0.0%	0.0%	0.0%
Food security	0.0%	0.0%	0.0%	0.0%	8.3%	0.0%	0.0%
Macroeconomic management	5.9%	14.3%	0.0%	4.3%	0.0%	3.2%	2.8%

*Significantly different between stakeholder groups

A. General Issues facing Russia (continued)

Economic growth can be driven by a number of factors. Which THREE areas below do you believe would contribute most to generating economic growth in Russia? (Choose no more than THREE)

Percentage of Respondents (Responses Combined)	Employee of Ministry/PMU/ Consultant on WBG project	Local Government	Private Sector/Financial Sector/Private Bank	CSO	Media	Academia/Research Institute/Think Tank	Other
Energy	0.0%	14.3%	10.0%	9.1%	0.0%	3.2%	2.9%
Gender equity	0.0%	0.0%	0.0%	4.5%	0.0%	3.2%	0.0%
Equality of opportunity*	0.0%	0.0%	0.0%	22.7%	16.7%	0.0%	14.3%
Social protection	0.0%	0.0%	0.0%	0.0%	0.0%	0.0%	2.9%
Global/regional integration	17.6%	0.0%	0.0%	9.1%	0.0%	9.7%	0.0%
Climate change	0.0%	0.0%	0.0%	0.0%	0.0%	0.0%	0.0%
Anti corruption	23.5%	28.6%	10.0%	59.1%	33.3%	38.7%	51.4%
Disaster management	0.0%	0.0%	0.0%	0.0%	0.0%	0.0%	2.9%
Rural development*	5.9%	28.6%	0.0%	0.0%	0.0%	6.5%	0.0%
Foreign direct investment*	5.9%	0.0%	20.0%	0.0%	41.7%	12.9%	20.0%
Urban development	5.9%	14.3%	0.0%	0.0%	8.3%	9.7%	2.9%
Water and sanitation	0.0%	0.0%	0.0%	0.0%	0.0%	0.0%	0.0%
Education	17.6%	14.3%	10.0%	22.7%	8.3%	12.9%	14.3%
Development of Russian regions	41.2%	0.0%	20.0%	9.1%	8.3%	16.1%	25.7%
Information and communications technology	5.9%	0.0%	10.0%	0.0%	8.3%	3.2%	2.9%
Regulatory framework	0.0%	0.0%	10.0%	4.5%	8.3%	0.0%	2.9%
Communicable/non-communicable diseases	0.0%	0.0%	0.0%	0.0%	0.0%	0.0%	0.0%
Trade and exports	11.8%	0.0%	0.0%	0.0%	8.3%	3.2%	2.9%
Public sector governance/reform	35.3%	28.6%	10.0%	36.4%	33.3%	35.5%	14.3%
Private sector development	41.2%	42.9%	40.0%	18.2%	41.7%	51.6%	42.9%
Job creation/employment	5.9%	14.3%	20.0%	18.2%	8.3%	12.9%	11.4%
Agricultural development	0.0%	0.0%	10.0%	4.5%	8.3%	0.0%	0.0%
Food security	0.0%	0.0%	0.0%	0.0%	0.0%	0.0%	2.9%
Transport	5.9%	28.6%	0.0%	4.5%	16.7%	3.2%	8.6%
Natural resource management	0.0%	0.0%	10.0%	4.5%	8.3%	0.0%	8.6%
Environmental sustainability	0.0%	0.0%	0.0%	0.0%	0.0%	0.0%	0.0%
Health	0.0%	14.3%	0.0%	4.5%	8.3%	3.2%	0.0%
Law and justice*	5.9%	0.0%	20.0%	36.4%	0.0%	38.7%	25.7%
Macroeconomic management	17.6%	14.3%	30.0%	4.5%	0.0%	6.5%	5.7%
Innovation, science, research & development	29.4%	14.3%	40.0%	9.1%	16.7%	22.6%	22.9%
Access to finance, financial market development	23.5%	42.9%	30.0%	9.1%	16.7%	6.5%	8.6%

*Significantly different between stakeholder groups

A. General Issues facing Russia (continued)

When thinking about the idea of “shared prosperity” in your country, which of the following TWO best illustrate how this would be achieved in Russia? (Choose no more than TWO)

Percentage of Respondents (Responses Combined)	Employee of Ministry/PMU/ Consultant on WBG project	Local Government	Private Sector/Financial Sector/Private Bank	CSO	Media	Academia/Research Institute/Think Tank	Other
Better employment opportunities for young people	0.0%	14.3%	20.0%	8.7%	0.0%	3.2%	11.1%
Better employment opportunities for women	0.0%	0.0%	0.0%	4.3%	0.0%	0.0%	0.0%
Greater access to micro-finance for the financially under-served	0.0%	14.3%	10.0%	4.3%	0.0%	3.2%	0.0%
Greater voice and participation for citizens to help ensure greater accountability	11.8%	14.3%	20.0%	30.4%	33.3%	41.9%	22.2%
Greater access to health and nutrition for citizens	0.0%	0.0%	0.0%	4.3%	8.3%	3.2%	0.0%
Better entrepreneurial opportunities	41.2%	42.9%	60.0%	43.5%	33.3%	41.9%	30.6%
A growing middle class	35.3%	14.3%	20.0%	30.4%	41.7%	35.5%	27.8%
Better opportunity for the poor who live in rural areas	5.9%	14.3%	10.0%	4.3%	8.3%	6.5%	13.9%
Better opportunity for the poor who live in urban areas	0.0%	0.0%	0.0%	0.0%	8.3%	0.0%	2.8%
Sustainable economic growth	47.1%	42.9%	30.0%	39.1%	33.3%	35.5%	38.9%
More reliable social safety net	5.9%	14.3%	0.0%	4.3%	0.0%	0.0%	16.7%
Greater equity of fiscal policy	11.8%	14.3%	0.0%	8.7%	8.3%	0.0%	2.8%
Education and training that better ensure job opportunity	35.3%	0.0%	20.0%	8.7%	8.3%	19.4%	16.7%
Better quality public services	5.9%	14.3%	0.0%	0.0%	8.3%	9.7%	16.7%
Other	0.0%	0.0%	0.0%	8.7%	8.3%	0.0%	0.0%

B. Overall Attitudes toward the World Bank Group

There are several institutions in the World Bank Group that work in developing countries around the world. How familiar are you with their work in Russia? (1-Not familiar at all, 10-Extremely familiar)

	Employee of Ministry/ PMU/ Consultant on WBG project			Local Government			Private Sector/ Financial Sector/ Private Bank			CSO			Media			Academia/ Research Institute/ Think Tank			Other		
	N	Mean	SD	N	Mean	SD	N	Mean	SD	N	Mean	SD	N	Mean	SD	N	Mean	SD	N	Mean	SD
The World Bank (IBRD)*	18	8.78	1.52	7	6.43	2.76	10	6.30	2.79	23	5.96	2.53	12	6.33	2.31	31	5.84	2.73	35	6.63	2.33
International Finance Corporation (IFC)*	17	4.88	2.23	7	3.14	3.18	10	6.50	3.41	23	3.87	2.96	12	4.17	2.59	31	3.26	2.16	33	4.58	3.35

*Significantly different between stakeholder groups

Overall, please rate your impression of the World Bank Group member organization's effectiveness in Russia. (1-Not effective at all, 10-Very effective)

	Employee of Ministry/ PMU/ Consultant on WBG project			Local Government			Private Sector/ Financial Sector/ Private Bank			CSO			Media			Academia/ Research Institute/ Think Tank			Other		
	N	Mean	SD	N	Mean	SD	N	Mean	SD	N	Mean	SD	N	Mean	SD	N	Mean	SD	N	Mean	SD
The World Bank (IBRD)	16	7.38	1.45	6	6.17	2.23	6	5.67	2.34	18	5.39	1.94	11	5.45	2.81	21	5.67	1.88	28	6.07	1.82
International Finance Corporation (IFC)*	7	5.43	1.72	1	2.00		7	5.57	3.05	11	5.00	2.14	8	3.25	2.49	11	3.73	2.33	16	6.19	1.80

*Significantly different between stakeholder groups

To what extent do you believe the World Bank Group's staff is well prepared (e.g., skills and knowledge) to help Russia solve its most complicated development challenges? (1-To no degree at all, 10-To a very significant degree)

	Employee of Ministry/ PMU/ Consultant on WBG project			Local Government			Private Sector/ Financial Sector/ Private Bank			CSO			Media			Academia/ Research Institute/ Think Tank			Other		
	N	Mean	SD	N	Mean	SD	N	Mean	SD	N	Mean	SD	N	Mean	SD	N	Mean	SD	N	Mean	SD
The World Bank (IBRD)	16	7.31	1.96	6	8.00	1.79	4	7.00	1.41	14	6.14	2.41	11	6.00	2.90	24	6.63	1.86	31	6.90	1.96
International Finance Corporation (IFC)*	8	7.13	1.64	1	2.00		6	7.33	1.97	10	6.10	2.60	7	3.71	2.75	11	6.18	2.99	13	7.69	1.93

*Significantly different between stakeholder groups

B. Overall Attitudes toward the World Bank Group (continued)

When thinking about how the World Bank Group can have the most impact on development results in Russia, in which sectoral areas do you believe the World Bank Group should focus most of its resources (financial and knowledge services) in Russia? (Choose no more than THREE)

Percentage of Respondents (Responses Combined)	Employee of Ministry/PMU/ Consultant on WBG project	Local Government	Private Sector/Financial Sector/Private Bank	CSO	Media	Academia/Research Institute/Think Tank	Other
Social protection	5.9%	0.0%	10.0%	4.3%	16.7%	6.5%	8.6%
Public sector governance/reform	41.2%	28.6%	20.0%	56.5%	25.0%	48.4%	37.1%
Transport	5.9%	28.6%	10.0%	8.7%	8.3%	12.9%	14.3%
Poverty reduction	5.9%	0.0%	10.0%	0.0%	16.7%	6.5%	11.4%
Global/regional integration	11.8%	0.0%	0.0%	4.3%	25.0%	16.1%	11.4%
Gender equity	0.0%	0.0%	0.0%	4.3%	0.0%	0.0%	0.0%
Macroeconomic management	11.8%	14.3%	0.0%	8.7%	0.0%	6.5%	2.9%
Private sector development	29.4%	28.6%	10.0%	21.7%	33.3%	22.6%	37.1%
Rural development*	5.9%	28.6%	10.0%	0.0%	8.3%	0.0%	0.0%
Foreign direct investment	23.5%	0.0%	10.0%	8.7%	0.0%	9.7%	14.3%
Water and sanitation	5.9%	0.0%	0.0%	0.0%	0.0%	3.2%	0.0%
Energy	0.0%	0.0%	0.0%	4.3%	0.0%	3.2%	0.0%
Job creation/employment	11.8%	0.0%	0.0%	0.0%	0.0%	12.9%	2.9%
Access to finance, financial market development	23.5%	14.3%	40.0%	8.7%	25.0%	12.9%	8.6%
Innovation, science, research & development	23.5%	14.3%	20.0%	4.3%	0.0%	16.1%	22.9%
Urban development	0.0%	0.0%	0.0%	4.3%	0.0%	12.9%	5.7%
Environmental sustainability*	17.6%	28.6%	0.0%	0.0%	0.0%	0.0%	5.7%
Equality of opportunity	0.0%	0.0%	0.0%	4.3%	8.3%	3.2%	0.0%
Health	5.9%	0.0%	10.0%	0.0%	8.3%	0.0%	8.6%
Education*	11.8%	0.0%	30.0%	30.4%	0.0%	6.5%	28.6%
Food security*	0.0%	14.3%	0.0%	0.0%	0.0%	0.0%	0.0%
Climate change	0.0%	0.0%	0.0%	0.0%	0.0%	0.0%	0.0%
Agricultural development	5.9%	14.3%	10.0%	0.0%	8.3%	0.0%	2.9%
Trade and exports	5.9%	0.0%	10.0%	0.0%	8.3%	3.2%	0.0%
Economic growth	0.0%	14.3%	10.0%	8.7%	25.0%	12.9%	5.7%
Law and justice	11.8%	28.6%	20.0%	39.1%	8.3%	12.9%	17.1%
Regulatory framework	0.0%	0.0%	0.0%	0.0%	16.7%	3.2%	2.9%
Communicable/non-communicable diseases	0.0%	0.0%	0.0%	0.0%	0.0%	0.0%	0.0%
Natural resource management	0.0%	0.0%	0.0%	4.3%	0.0%	0.0%	0.0%
Anti corruption*	0.0%	14.3%	10.0%	30.4%	25.0%	32.3%	8.6%
Information and communications technology	5.9%	0.0%	0.0%	17.4%	8.3%	3.2%	5.7%
Development of Russian regions	23.5%	28.6%	50.0%	21.7%	16.7%	25.8%	22.9%
Disaster management	0.0%	0.0%	0.0%	0.0%	0.0%	0.0%	0.0%

*Significantly different between stakeholder groups

B. Overall Attitudes toward the World Bank Group (continued)

When thinking about the World Bank Group's role, which activity do you believe is of greatest VALUE and which activity is of second greatest value in Russia?

Greatest Value	Employee of Ministry/PMU/ Consultant on WBG project	Local Government	Private Sector/Financial Sector/Private Bank	CSO	Media	Academia/Research Institute/Think Tank	Other
Percentage of Respondents							
Convening/facilitating	0.0%	14.3%	0.0%	4.3%	0.0%	0.0%	2.8%
Data	5.9%	0.0%	0.0%	0.0%	8.3%	9.7%	5.6%
Policy advice, studies, analyses	29.4%	14.3%	20.0%	30.4%	33.3%	38.7%	41.7%
Reimbursable advisory services	0.0%	0.0%	0.0%	0.0%	0.0%	0.0%	0.0%
Financial resources	23.5%	28.6%	30.0%	8.7%	8.3%	12.9%	22.2%
Capacity development	5.9%	14.3%	30.0%	17.4%	0.0%	6.5%	2.8%
Technical assistance	11.8%	14.3%	10.0%	4.3%	0.0%	9.7%	2.8%
Investment guarantees	11.8%	0.0%	0.0%	4.3%	8.3%	12.9%	0.0%
Regional and global donor for development	5.9%	14.3%	10.0%	21.7%	33.3%	6.5%	13.9%
Linkage to non-Bank expertise	5.9%	0.0%	0.0%	4.3%	8.3%	3.2%	5.6%
Other	0.0%	0.0%	0.0%	4.3%	0.0%	0.0%	2.8%

2nd Greatest Value	Employee of Ministry/PMU/ Consultant on WBG project	Local Government	Private Sector/Financial Sector/Private Bank	CSO	Media	Academia/Research Institute/Think Tank	Other
Percentage of Respondents							
Convening/facilitating	5.9%	0.0%	0.0%	13.6%	8.3%	15.6%	8.8%
Data	17.6%	0.0%	0.0%	4.5%	8.3%	9.4%	5.9%
Policy advice, studies, analyses	17.6%	14.3%	20.0%	27.3%	0.0%	9.4%	17.6%
Reimbursable advisory services	0.0%	0.0%	0.0%	0.0%	0.0%	6.3%	5.9%
Financial resources	11.8%	42.9%	20.0%	9.1%	16.7%	12.5%	8.8%
Capacity development	0.0%	28.6%	0.0%	4.5%	8.3%	12.5%	5.9%
Technical assistance	5.9%	14.3%	10.0%	22.7%	16.7%	12.5%	14.7%
Investment guarantees*	5.9%	0.0%	40.0%	4.5%	33.3%	15.6%	8.8%
Regional and global donor for development	17.6%	0.0%	10.0%	9.1%	0.0%	3.1%	11.8%
Linkage to non-Bank expertise	17.6%	0.0%	0.0%	4.5%	8.3%	3.1%	8.8%
Other	0.0%	0.0%	0.0%	0.0%	0.0%	0.0%	2.9%

*Significantly different between stakeholder groups

B. Overall Attitudes toward the World Bank Group (continued)**How effectively do the World Bank Group's activities below support Russia's efforts to achieve development results? (1-Not effective at all, 10-Very effective)**

	Employee of Ministry/ PMU/ Consultant on WBG project			Local Government			Private Sector/ Financial Sector/ Private Bank			CSO			Media			Academia/ Research Institute/ Think Tank			Other		
	N	Mean	SD	N	Mean	SD	N	Mean	SD	N	Mean	SD	N	Mean	SD	N	Mean	SD	N	Mean	SD
Convening/facilitating	15	7.27	1.94	6	6.50	3.02	7	6.14	2.48	14	5.57	2.47	7	6.14	1.77	20	5.70	2.62	19	5.47	2.17
Data	17	6.71	1.86	6	7.00	1.55	7	6.29	2.36	16	6.38	2.03	9	7.11	3.06	22	7.36	2.04	19	6.00	2.31
Policy advice, studies, analyses	17	7.18	1.59	6	6.00	3.58	8	6.00	2.33	19	6.32	2.38	8	7.50	2.73	22	6.86	2.38	23	5.74	2.34
Reimbursable advisory services	11	5.64	1.50	4	5.25	1.50	7	5.43	2.44	12	4.17	2.08	5	7.00	3.00	14	5.71	2.40	17	4.53	2.10
Financial resources	16	7.69	1.70	4	7.00	1.83	9	6.89	2.62	16	6.50	2.25	11	6.27	2.65	21	5.14	2.54	18	6.11	2.49
Technical assistance*	16	7.38	1.71	4	8.75	1.50	7	7.14	2.41	14	6.64	2.24	9	7.00	2.29	18	5.56	2.41	15	5.00	1.65
Investment guarantees	13	6.54	3.13	3	7.67	2.52	8	7.38	3.16	11	7.36	1.63	8	5.38	3.29	15	5.20	2.60	15	6.67	2.61
Regional and global donor for development	13	7.08	2.33	5	7.00	2.35	7	6.57	3.31	14	7.50	1.79	8	6.63	3.46	20	6.15	2.72	19	5.26	2.45
Linkage to non-Bank expertise	12	7.17	2.52	5	7.80	2.59	5	5.80	3.11	12	5.58	2.87	5	6.00	2.45	14	6.71	2.20	14	6.21	2.81

*Significantly different between stakeholder groups

The World Bank Group can provide capacity building support in a number of ways in Russia. To which degree would Russia benefit, if capacity building were to support...?

(1-To no degree at all, 10-To a very significant degree)

	Employee of Ministry/ PMU/ Consultant on WBG project			Local Government			Private Sector/ Financial Sector/ Private Bank			CSO			Media			Academia/ Research Institute/ Think Tank			Other		
	N	Mean	SD	N	Mean	SD	N	Mean	SD	N	Mean	SD	N	Mean	SD	N	Mean	SD	N	Mean	SD
Groups outside of government to help them more effectively engage and participate in development efforts	17	6.35	2.71	7	6.71	3.15	10	6.30	2.98	21	7.95	2.78	10	6.10	3.28	30	7.27	2.45	23	6.35	2.66
The public sector, related to implementation of specific development projects on the ground	17	8.06	1.09	7	8.14	1.57	10	6.40	2.50	19	5.84	2.95	12	6.83	2.69	31	6.23	2.25	24	6.71	2.77
The public sector, related to changing institutions	17	7.12	2.29	6	8.00	1.26	8	7.00	2.62	20	6.45	2.76	11	5.82	2.52	31	6.19	2.68	21	6.10	2.62
The private sector, related to improving companies and policy change	16	7.56	2.39	7	8.29	1.80	10	8.00	1.41	20	7.15	2.16	11	7.27	2.57	31	7.35	2.09	23	7.96	2.20

When thinking about how to improve capacity building in Russia to help ensure better development results, looking forward, how IMPORTANT is it for the World Bank Group to be involved in the following aspects of capacity building? (1-Not important at all, 10-Very important)

	Employee of Ministry/ PMU/ Consultant on WBG project			Local Government			Private Sector/ Financial Sector/ Private Bank			CSO			Media			Academia/ Research Institute/ Think Tank			Other		
	N	Mean	SD	N	Mean	SD	N	Mean	SD	N	Mean	SD	N	Mean	SD	N	Mean	SD	N	Mean	SD
Project implementation	12	8.67	1.30	6	6.83	1.47	9	7.44	2.01	12	8.00	1.48	4	7.25	2.50	21	6.76	2.02	20	7.80	1.54
Citizen engagement	12	6.42	2.35	6	7.00	1.90	7	7.86	1.95	21	7.86	2.31	8	7.75	3.06	24	7.58	1.53	20	6.90	2.51
Policy design	14	7.93	1.59	6	8.33	1.63	8	7.00	3.25	16	8.13	1.54	6	7.33	2.25	26	7.08	1.79	17	7.47	1.77

B. Overall Attitudes toward the World Bank Group (continued)**Which of the following do you identify as the World Bank Group's greatest WEAKNESSES in its work in Russia? (Choose no more than TWO)**

Percentage of Respondents (Responses Combined)	Employee of Ministry/PMU/ Consultant on WBG project	Local Government	Private Sector/Financial Sector/Private Bank	CSO	Media	Academia/Research Institute/Think Tank	Other
Staff too inaccessible	0.0%	0.0%	10.0%	4.2%	0.0%	6.3%	3.6%
Not exploring alternative policy options	0.0%	0.0%	0.0%	12.5%	0.0%	0.0%	3.6%
Not adequately sensitive to political/social realities in Russia	17.6%	0.0%	30.0%	25.0%	16.7%	9.4%	17.9%
Not enough public disclosure of its work*	5.9%	57.1%	30.0%	0.0%	16.7%	12.5%	21.4%
Arrogant in its approach	5.9%	14.3%	10.0%	4.2%	0.0%	0.0%	0.0%
Not aligned with country priorities	0.0%	0.0%	10.0%	12.5%	8.3%	15.6%	3.6%
The credibility of its knowledge/data	0.0%	0.0%	0.0%	0.0%	0.0%	0.0%	0.0%
World Bank Group's processes too complex	23.5%	28.6%	20.0%	12.5%	8.3%	12.5%	3.6%
Not willing to honestly criticize policies and reform efforts in the country*	23.5%	0.0%	0.0%	16.7%	50.0%	9.4%	10.7%
Too influenced by developed countries	17.6%	14.3%	30.0%	0.0%	33.3%	31.3%	17.9%
Imposing technocratic solutions without regard to political realities	5.9%	14.3%	0.0%	8.3%	0.0%	3.1%	0.0%
World Bank Group's processes too slow	17.6%	0.0%	20.0%	4.2%	8.3%	12.5%	28.6%
Too bureaucratic in its operational policies and procedures	23.5%	0.0%	0.0%	12.5%	8.3%	15.6%	25.0%
Not aligned with other development partners' work	11.8%	0.0%	0.0%	0.0%	0.0%	0.0%	3.6%
Not collaborating enough with non-state actors*	0.0%	0.0%	20.0%	29.2%	8.3%	21.9%	3.6%
Not client focused	11.8%	0.0%	0.0%	0.0%	0.0%	0.0%	3.6%
Other	5.9%	14.3%	0.0%	4.2%	0.0%	0.0%	0.0%
Don't know	11.8%	28.6%	0.0%	25.0%	8.3%	21.9%	17.9%

*Significantly different between stakeholder groups

Which World Bank Group's instruments do you believe are the MOST effective in reducing poverty in Russia? (Choose no more than TWO)

Percentage of Respondents (Responses Combined)	Employee of Ministry/PMU/ Consultant on WBG project	Local Government	Private Sector/Financial Sector/Private Bank	CSO	Media	Academia/Research Institute/Think Tank	Other
Capacity development	29.4%	42.9%	11.1%	16.7%	8.3%	15.6%	21.4%
Investment guarantees	23.5%	57.1%	11.1%	20.8%	33.3%	18.8%	17.9%
Knowledge products/services	29.4%	0.0%	22.2%	37.5%	25.0%	46.9%	25.0%
Investment lending to public sector*	35.3%	28.6%	11.1%	4.2%	16.7%	3.1%	25.0%
Investment lending to private sector	35.3%	14.3%	66.7%	33.3%	41.7%	18.8%	32.1%
Technical assistance	35.3%	57.1%	55.6%	45.8%	41.7%	56.3%	28.6%
Trust Fund management	0.0%	0.0%	0.0%	4.2%	0.0%	0.0%	3.6%
Other	0.0%	0.0%	0.0%	0.0%	8.3%	0.0%	0.0%
Don't know	0.0%	0.0%	0.0%	8.3%	8.3%	15.6%	10.7%

*Significantly different between stakeholder groups

B. Overall Attitudes toward the World Bank Group (continued)**Which TWO of the following groups should the World Bank Group collaborate with more in your country to ensure better development results there? (Choose no more than TWO)**

Percentage of Respondents (Responses Combined)	Employee of Ministry/PMU/ Consultant on WBG project	Local Government	Private Sector/Financial Sector/Private Bank	CSO	Media	Academia/Research Institute/Think Tank	Other
Academia/think tanks/research institutes	17.6%	28.6%	10.0%	29.2%	33.3%	50.0%	32.1%
Community of development partners	17.6%	28.6%	0.0%	25.0%	8.3%	6.3%	10.7%
Media	0.0%	28.6%	0.0%	8.3%	25.0%	9.4%	3.6%
NGOs*	0.0%	0.0%	0.0%	50.0%	0.0%	25.0%	14.3%
Federal Government	35.3%	14.3%	40.0%	8.3%	41.7%	21.9%	32.1%
Private sector	41.2%	42.9%	70.0%	20.8%	50.0%	25.0%	32.1%
Parliament	5.9%	14.3%	0.0%	0.0%	0.0%	3.1%	0.0%
Community Based Organizations	11.8%	0.0%	20.0%	20.8%	8.3%	15.6%	14.3%
Beneficiaries	0.0%	0.0%	0.0%	0.0%	0.0%	3.1%	3.6%
Foundations	11.8%	0.0%	10.0%	4.2%	8.3%	3.1%	10.7%
Regional Governments	58.8%	28.6%	50.0%	16.7%	25.0%	31.3%	25.0%
Other	0.0%	0.0%	0.0%	0.0%	0.0%	0.0%	0.0%
Don't know	0.0%	0.0%	0.0%	4.2%	0.0%	3.1%	7.1%

*Significantly different between stakeholder groups

To what extent do you agree with the following statements about the World Bank Group's work in Russia? (1-Strongly disagree, 10-Strongly agree)

	Employee of Ministry/ PMU/ Consultant on WBG project			Local Government			Private Sector/ Financial Sector/ Private Bank			CSO			Media			Academia/ Research Institute/ Think Tank			Other		
	N	Mean	SD	N	Mean	SD	N	Mean	SD	N	Mean	SD	N	Mean	SD	N	Mean	SD	N	Mean	SD
Overall the World Bank Group currently plays a relevant role in development in Russia	17	5.47	2.00	5	5.20	2.77	10	5.00	3.02	20	4.35	2.54	9	5.11	3.10	28	4.54	2.01	19	5.32	2.60
The World Bank Group's work is aligned with what I consider the development priorities for Russia	15	7.40	2.23	6	5.00	3.03	9	5.44	2.46	20	6.20	2.46	10	6.40	3.06	27	5.44	2.33	19	6.16	1.95
The World Bank Group supports programs and strategies that are realistic for Russia	14	7.43	1.74	6	5.33	3.39	9	6.11	2.93	19	5.42	2.50	9	6.44	3.13	23	5.48	1.86	19	6.42	2.39
The World Bank Group treats clients and stakeholders in Russia with respect	16	8.44	1.36	5	8.60	2.07	10	6.80	2.97	18	7.33	2.43	9	7.89	2.57	24	6.46	2.55	21	7.81	1.75

B. Overall Attitudes toward the World Bank Group (continued)

To what extent is the World Bank Group an effective development partner in Russia in terms of each of the following? (1-To no degree at all, 10-To a very significant degree)

	Employee of Ministry/ PMU/ Consultant on WBG project			Local Government			Private Sector/ Financial Sector/ Private Bank			CSO			Media			Academia/ Research Institute/ Think Tank			Other		
	N	Mean	SD	N	Mean	SD	N	Mean	SD	N	Mean	SD	N	Mean	SD	N	Mean	SD	N	Mean	SD
Responsiveness	13	5.38	2.72	3	7.67	1.53	8	6.00	1.93	13	5.00	1.96	7	6.43	2.37	26	5.00	2.23	15	5.07	2.31
Flexibility (in terms of the World Bank Group's products and services)	14	6.71	1.54	4	6.50	1.29	8	5.63	2.50	14	5.29	2.23	4	5.50	1.91	24	5.46	2.17	15	4.93	2.37
Flexibility (in terms of changing country circumstances)	16	6.38	2.16	5	6.80	2.05	7	5.14	2.41	13	4.77	2.49	8	5.50	2.88	26	5.62	2.06	16	4.75	2.05
Being inclusive	13	6.46	2.33	6	4.67	2.58	8	5.25	1.98	18	5.22	2.76	9	5.89	3.22	23	5.13	2.05	15	5.20	1.93
Openness	17	7.41	2.24	5	4.40	3.05	9	5.56	2.35	19	7.11	2.42	10	7.10	2.08	26	6.31	2.59	16	7.13	1.86
Staff accessibility	16	7.75	1.81	5	6.60	3.44	7	6.86	2.12	15	7.27	2.31	8	6.75	3.24	25	6.04	2.92	16	6.81	2.51
Straightforwardness and honesty	15	7.13	1.85	6	6.00	3.35	7	7.71	2.43	13	7.31	2.06	8	6.50	2.78	23	6.48	2.61	16	7.63	1.86
Ease of access to the people at the World Bank Group who are making decisions important to my work	15	7.33	2.26	6	6.83	3.19	6	6.00	2.10	12	7.58	2.84	9	7.00	3.12	24	5.79	2.84	15	6.93	2.66
Collaboration with NGOs and think tanks	11	7.09	1.81	5	7.60	1.52	3	6.33	1.53	18	5.28	2.40	5	4.60	2.61	25	5.76	2.03	8	6.50	1.60
Collaboration with the private sector	12	5.00	2.56	3	7.33	2.31	9	5.56	1.88	14	5.43	2.31	4	2.75	1.71	18	4.94	1.95	9	5.78	2.11
Collaboration with the Government*	16	8.00	1.75	6	8.17	1.47	6	4.83	2.14	15	5.33	2.29	7	7.43	1.40	23	6.22	1.95	14	6.86	2.11
Collaboration with other development partners	8	7.13	2.85	4	6.75	1.26	6	6.00	2.45	12	6.17	2.04	3	8.00	1.73	16	5.44	1.93	7	6.43	1.62
The speed in which it gets things accomplished on the ground	16	6.06	2.11	5	7.60	1.95	6	5.33	1.75	14	5.36	2.68	3	5.67	4.51	22	4.36	1.65	15	5.93	2.34
Being a long-term partner	14	8.64	1.28	5	8.20	1.64	7	7.57	2.30	18	7.17	2.04	5	8.60	1.14	19	6.74	2.23	16	8.00	1.93

*Significantly different between stakeholder groups

To be a more effective development partner in Russia, do you believe that the World Bank Group should have ... ? (Select only ONE response)

Percentage of Respondents	Employee of Ministry/PMU/ Consultant on WBG project	Local Government	Private Sector/Financial Sector/Private Bank	CSO	Media	Academia/Research Institute/Think Tank	Other
More local presence	47.1%	57.1%	80.0%	66.7%	75.0%	54.8%	61.1%
The current level of local presence is adequate	47.1%	14.3%	20.0%	16.7%	25.0%	25.8%	38.9%
Less local presence	0.0%	14.3%	0.0%	0.0%	0.0%	3.2%	0.0%
Don't know	5.9%	14.3%	0.0%	16.7%	0.0%	16.1%	0.0%

B. Overall Attitudes toward the World Bank Group (continued)

When World Bank Group assisted reform efforts fail or are slow to take place, which of the following would you attribute this to? (Choose no more than TWO)

Percentage of Respondents (Responses Combined)	Employee of Ministry/PMU/ Consultant on WBG project	Local Government	Private Sector/Financial Sector/Private Bank	CSO	Media	Academia/Research Institute/Think Tank	Other
The World Bank Group does not do adequate follow through/follow-up	5.9%	0.0%	0.0%	13.0%	0.0%	3.2%	0.0%
There is not an adequate level of citizen/civil society participation*	0.0%	14.3%	44.4%	39.1%	8.3%	25.8%	20.0%
The World Bank Group is not sensitive enough to political/social realities on the ground*	47.1%	14.3%	77.8%	26.1%	33.3%	54.8%	26.7%
Lack of/inadequate levels of capacity in Government	17.6%	14.3%	0.0%	17.4%	33.3%	22.6%	40.0%
Poor coordination of development partners	11.8%	28.6%	11.1%	4.3%	8.3%	9.7%	13.3%
The World Bank Group works too slowly	23.5%	0.0%	22.2%	8.7%	0.0%	6.5%	13.3%
The Government works inefficiently	17.6%	42.9%	11.1%	21.7%	41.7%	25.8%	40.0%
Political pressures and obstacles	23.5%	28.6%	33.3%	13.0%	41.7%	19.4%	26.7%
Reforms are not well thought out in light of country challenges	17.6%	57.1%	0.0%	17.4%	16.7%	16.1%	13.3%
Other	0.0%	0.0%	0.0%	17.4%	8.3%	3.2%	0.0%

**Significantly different between stakeholder groups*

C. World Bank Group's Effectiveness and Results

In your opinion, how IMPORTANT is it for the World Bank Group to be involved in the following areas of development in Russia? (1-Not important at all, 10-Very important)

	Employee of Ministry/ PMU/ Consultant on WBG project			Local Government			Private Sector/ Financial Sector/ Private Bank			CSO			Media			Academia/ Research Institute/ Think Tank			Other		
	N	Mean	SD	N	Mean	SD	N	Mean	SD	N	Mean	SD	N	Mean	SD	N	Mean	SD	N	Mean	SD
Anti corruption	18	6.78	2.88	7	7.14	3.93	10	8.10	2.56	20	8.55	2.58	12	7.58	3.37	29	7.83	2.71	11	7.91	2.34
Information and communications technology	17	6.71	1.72	7	8.71	2.21	10	8.30	1.70	21	7.29	2.49	10	7.40	2.91	30	7.80	2.09	12	6.50	2.39
Transport	17	7.00	2.03	7	8.00	2.83	10	8.50	1.18	19	6.79	2.18	12	8.25	2.30	28	6.93	2.55	12	7.58	1.98
Macroeconomic management	18	7.22	1.83	7	6.00	3.87	10	7.50	1.72	16	6.94	2.46	12	7.58	2.54	32	7.41	2.39	10	7.10	2.42
Law and justice	16	6.56	2.42	7	6.43	4.20	10	8.20	1.55	20	8.75	1.55	12	8.08	2.68	29	7.17	2.77	10	6.60	2.12
Urban development	18	7.61	2.43	6	7.00	2.10	10	8.00	1.70	19	7.32	2.43	9	7.89	2.37	27	7.37	2.29	11	8.00	1.18
Environmental sustainability	16	7.25	2.49	7	7.29	2.93	10	7.40	2.63	17	8.06	2.05	9	6.44	2.96	28	7.25	1.67	10	7.20	2.10
Regulatory framework	18	6.67	1.53	7	7.14	2.79	10	6.70	2.11	17	8.24	1.86	10	7.80	2.10	29	7.07	2.28	11	6.27	2.37
Communicable/non-communicable diseases	17	5.82	2.40	7	5.57	3.78	9	6.78	2.64	15	5.67	2.74	10	4.70	2.91	22	5.73	2.49	8	4.88	2.42
Poverty reduction and boosting shared prosperity	18	6.94	2.39	7	5.29	2.43	10	7.30	2.36	17	7.18	2.79	12	7.08	3.15	30	6.90	2.11	13	7.54	2.26
Gender equity	17	4.59	2.58	7	3.57	2.07	9	5.00	2.18	16	5.25	2.08	9	5.67	3.39	29	4.38	2.70	11	4.64	2.69
Private sector development	18	7.67	2.47	7	8.29	1.50	10	8.60	1.35	17	8.59	1.42	12	8.08	2.50	30	7.77	2.21	12	8.17	1.90
Foreign direct investment	18	8.67	2.20	7	8.29	1.25	9	8.67	1.41	18	7.28	2.35	11	9.18	0.98	28	7.46	2.47	10	8.10	1.85
Water and sanitation	18	6.06	2.36	7	5.57	3.55	9	7.00	2.24	14	5.64	2.50	11	5.36	2.87	27	5.81	2.32	9	5.56	2.60
Trade and exports	18	6.67	2.61	7	4.57	3.36	9	6.44	2.30	14	5.29	3.10	11	7.00	2.05	26	6.15	2.43	10	7.30	2.67
Economic growth	18	7.83	2.12	6	8.50	1.97	9	8.89	1.27	16	7.94	2.59	12	7.42	2.84	29	7.48	2.18	11	8.91	1.58
Energy	18	6.00	2.20	6	6.00	3.16	10	7.00	2.21	16	6.63	2.68	10	5.70	2.63	26	6.46	2.49	10	5.70	2.63
Disaster management	18	5.06	3.04	7	5.43	3.64	10	6.20	2.20	15	4.47	3.23	10	5.00	3.27	25	5.88	2.44	9	4.22	1.86
Public sector governance/reform	18	7.33	2.09	7	4.86	4.53	10	7.10	1.79	17	8.71	1.86	12	7.50	3.15	31	7.32	2.76	9	7.44	2.74
Job creation/employment	18	6.94	2.48	7	7.57	3.10	10	8.30	1.49	14	6.57	2.65	10	7.30	3.37	29	6.69	2.38	10	7.20	2.53
Access to finance, financial market development	18	7.67	2.03	7	8.86	1.21	10	8.90	0.99	17	7.94	2.36	11	7.91	2.84	27	6.93	2.20	11	8.73	1.42
Equality of opportunity*	18	6.33	2.97	6	5.33	2.88	10	8.10	1.60	15	7.53	2.77	11	5.91	2.95	28	6.07	2.51	9	4.33	3.16
Health	17	6.53	2.43	7	7.57	1.72	10	8.50	1.27	16	7.69	1.78	10	6.70	2.95	28	7.14	2.45	11	7.36	2.01
Rural development	18	6.94	2.24	7	7.86	2.97	9	8.22	2.22	17	8.12	1.87	11	6.91	2.63	28	6.46	2.70	11	7.18	2.52
Global/regional integration	18	6.83	2.46	6	6.33	2.07	9	7.89	1.76	13	7.31	2.18	10	7.30	2.58	27	6.56	2.62	8	7.13	2.42
Food security	18	5.44	2.64	7	7.00	3.16	9	6.89	1.90	15	4.93	2.63	11	6.18	3.37	27	5.07	2.30	9	4.78	2.05
Education	17	7.12	1.54	7	5.29	2.50	9	7.67	2.50	16	8.25	2.18	11	7.18	2.93	30	6.60	2.70	11	7.73	2.15
Social protection	18	6.56	2.38	7	4.86	3.13	10	6.80	2.53	17	5.47	2.74	11	6.27	3.10	29	6.07	2.59	9	5.44	2.30
Climate change	18	5.72	3.14	6	3.33	2.07	10	6.30	2.31	17	5.47	2.81	10	4.30	2.75	23	5.09	2.64	9	5.22	2.86
Agricultural development	18	6.61	2.83	7	8.43	1.72	10	7.10	2.33	16	6.81	2.07	11	6.64	2.29	26	6.04	2.39	11	6.91	2.66
Natural resource management	18	5.28	2.44	7	3.86	3.02	10	5.80	2.20	16	5.50	3.10	11	5.00	2.97	25	4.60	2.47	11	5.09	3.45
Innovation, science, research & development	18	8.06	1.66	7	9.14	1.21	9	8.78	0.67	16	7.75	1.73	11	8.64	1.36	30	7.60	2.33	10	8.00	1.15
Development of Russian regions	18	8.61	1.38	7	9.14	1.07	10	8.50	1.43	19	8.68	1.42	11	9.00	1.55	31	7.81	2.30	11	8.73	1.27

*Significantly different between stakeholder groups

C. World Bank Group's Effectiveness and Results (continued)

How EFFECTIVE do you believe the World Bank Group is in terms of the work it does in the following areas of development in Russia? (1-Not effective at all, 10-Very effective)

	Employee of Ministry/ PMU/ Consultant on WBG project			Local Government			Private Sector/ Financial Sector/ Private Bank			CSO			Media			Academia/ Research Institute/ Think Tank			Other		
	N	Mean	SD	N	Mean	SD	N	Mean	SD	N	Mean	SD	N	Mean	SD	N	Mean	SD	N	Mean	SD
Anti corruption	9	4.67	1.66	1	6.00		2	3.50	2.12	11	4.09	2.59	4	3.25	2.22	15	3.40	2.13	4	3.75	2.22
Information and communications technology	7	6.29	2.50	4	6.25	1.71	4	4.75	2.06	6	5.50	2.88	5	6.00	3.54	14	4.79	2.19	6	6.67	0.82
Transport	8	5.38	2.00	3	4.33	3.06	4	6.00	3.16	6	6.33	1.75	3	4.00	2.00	12	4.00	2.13	4	5.50	1.91
Macroeconomic management	12	7.17	2.48	2	5.50	2.12	4	4.75	2.50	11	4.91	2.74	6	6.67	2.73	17	6.00	2.81	8	6.25	2.05
Law and justice	10	5.50	2.17	3	8.00	2.65	4	4.00	2.83	12	4.25	2.42	3	3.67	3.79	17	4.71	2.14	6	5.33	2.80
Urban development	11	6.64	1.86	5	8.00	2.55	4	5.00	2.94	9	5.89	1.76	6	6.33	3.14	14	4.50	2.28	7	5.29	1.80
Environmental sustainability*	12	6.92	1.83	2	3.00	2.83	3	5.00	3.61	8	5.38	1.77	1	2.00		11	3.73	2.41	6	7.00	1.67
Regulatory framework*	11	7.00	1.84	3	7.67	3.21	4	3.75	2.36	7	3.43	2.88	3	7.00	4.36	16	4.69	2.57	8	6.00	2.39
Communicable/non-communicable diseases	5	7.00	2.00	2	2.50	2.12	3	5.00	3.00	7	4.86	2.27	2	2.50	0.71	11	4.09	2.47	3	5.33	0.58
Poverty reduction and boosting shared prosperity	10	6.00	2.36	2	2.50	2.12	3	5.00	3.00	9	6.00	2.06	4	5.25	4.43	18	5.00	2.79	6	6.67	1.86
Gender equity	5	8.00	3.08	2	5.50	0.71	2	5.00	4.24	6	5.50	1.87	3	4.33	4.93	15	4.67	2.19	6	6.33	1.75
Private sector development	11	5.64	2.34	3	8.00	1.73	6	6.67	2.50	8	4.75	2.05	6	6.17	3.25	19	4.95	2.88	9	6.67	2.65
Foreign direct investment	9	6.22	2.59	4	5.50	2.89	7	6.29	3.20	9	5.11	2.09	5	7.00	2.83	16	4.38	2.42	8	6.25	2.60
Water and sanitation	8	6.00	1.69	2	3.00	2.83	2	5.00	4.24	4	5.00	2.16	3	4.67	3.79	12	3.50	2.02	4	6.00	1.15
Trade and exports	8	6.63	2.56	2	7.50	3.54	4	6.25	3.10	5	5.40	2.07	3	4.33	3.21	13	5.23	2.39	5	5.80	1.92
Economic growth	12	6.58	2.47	3	4.00	2.65	5	6.20	2.68	8	4.75	2.76	7	6.14	3.29	19	5.53	2.29	7	5.43	2.64
Energy	8	6.00	1.85	3	6.00	1.00	4	5.75	3.30	6	5.17	2.79	4	6.25	3.77	12	4.25	2.56	3	5.67	2.08
Disaster management	7	4.71	3.55	3	7.33	2.52	2	3.50	2.12	5	5.20	3.03	2	2.50	0.71	10	3.60	2.84	4	4.25	1.50
Public sector governance/reform	13	6.15	2.30	3	6.67	2.89	4	6.00	2.83	12	4.92	2.61	3	4.33	2.31	17	4.53	2.45	7	5.71	2.29
Job creation/employment	11	5.09	2.39	3	4.67	3.51	4	5.25	2.50	7	4.71	2.50	5	4.80	3.96	16	4.25	2.41	5	6.40	1.52
Access to finance, financial market development	10	6.10	2.47	3	5.00	4.00	7	6.29	2.87	10	5.60	2.01	5	6.80	3.11	13	5.23	3.17	8	7.13	2.36
Equality of opportunity	6	5.33	3.50	2	3.00	2.83	3	5.33	3.06	6	3.83	2.48	3	4.67	4.62	12	4.50	2.50	5	5.80	1.92
Health	9	6.11	1.69	2	3.00	2.83	3	5.67	3.21	7	6.29	1.80	3	4.33	4.04	16	4.75	2.62	4	5.50	0.58
Rural development	8	4.25	2.92	3	5.33	4.51	3	4.67	3.06	8	5.25	2.60	2	2.00	0.00	11	3.00	2.14	4	4.75	0.50
Global/regional integration	10	5.30	3.06	2	7.50	3.54	2	5.00	4.24	6	6.67	1.63	5	5.80	3.63	14	4.57	2.65	6	6.67	2.34
Food security	7	4.14	2.97	2	3.00	2.83	2	5.00	4.24	5	4.60	2.30	2	2.00	0.00	12	3.50	2.20	4	5.25	1.26
Education	9	5.78	2.77	3	6.67	2.08	2	5.00	4.24	10	5.30	2.58	3	2.33	0.58	20	4.50	2.44	6	6.17	1.83
Social protection	9	5.11	2.71	2	3.00	2.83	3	4.00	3.46	9	4.56	2.13	3	3.33	2.31	19	4.53	2.95	5	5.40	1.82
Climate change	7	5.71	3.25	1	5.00		3	4.67	3.06	6	6.17	1.33	3	4.67	4.62	10	3.70	1.95	5	6.40	1.95
Agricultural development	10	5.30	2.83	2	3.00	2.83	4	4.00	2.83	6	5.33	2.07	3	4.67	4.62	13	3.23	1.74	4	5.25	1.26
Natural resource management	7	5.29	3.20	2	7.50	3.54	4	3.25	1.50	6	4.50	2.07	3	4.67	4.62	9	3.11	2.20	3	5.67	0.58
Innovation, science, research & development	9	6.00	1.32	3	3.67	2.31	3	3.67	2.89	7	5.14	2.12	4	4.50	3.79	16	4.50	2.19	4	6.00	1.41
Development of Russian regions	14	6.36	2.06	4	4.50	2.52	5	5.20	3.27	9	4.89	2.15	6	4.83	2.40	17	4.24	2.31	6	6.00	1.90

*Significantly different between stakeholder groups

C. World Bank Group's Effectiveness and Results (continued)**Where are the World Bank Group's decisions made primarily that support the program in Russia? (Select only ONE response)**

Percentage of Respondents	Employee of Ministry/PMU/ Consultant on WBG project	Local Government	Private Sector/Financial Sector/Private Bank	CSO	Media	Academia/Research Institute/Think Tank	Other
At the Headquarters (in Washington D.C.)	72.2%	66.7%	80.0%	39.1%	66.7%	43.8%	60.0%
In the country	11.1%	16.7%	0.0%	13.0%	8.3%	6.3%	20.0%
Don't know	16.7%	16.7%	20.0%	47.8%	25.0%	50.0%	20.0%

	Employee of Ministry/ PMU/ Consultant on WBG project			Local Government			Private Sector/ Financial Sector/ Private Bank			CSO			Media			Academia/ Research Institute/ Think Tank			Other		
	N	Mean	SD	N	Mean	SD	N	Mean	SD	N	Mean	SD	N	Mean	SD	N	Mean	SD	N	Mean	SD
To what extent does the World Bank Group's work help to achieve development results in Russia?	17	6.24	1.60	6	4.83	2.79	10	5.00	2.05	19	5.74	2.08	11	4.64	2.25	26	4.77	1.88	10	5.50	1.65

(1-To no degree at all, 10-To a very significant degree)

To what extent do you agree with the following statements about the World Bank Group in Russia? (1-Strongly disagree, 10-Strongly agree)

	Employee of Ministry/ PMU/ Consultant on WBG project			Local Government			Private Sector/ Financial Sector/ Private Bank			CSO			Media			Academia/ Research Institute/ Think Tank			Other		
	N	Mean	SD	N	Mean	SD	N	Mean	SD	N	Mean	SD	N	Mean	SD	N	Mean	SD	N	Mean	SD
The World Bank's (IBRD) financial instruments meet the needs of Russia*	15	7.87	1.73	5	6.60	3.65	10	5.70	2.50	17	6.88	1.65	8	6.88	2.95	25	5.40	2.22	7	6.71	1.60
The IFC's financial instruments meet the needs of Russia	12	7.83	1.90	3	5.00	4.58	8	6.00	2.73	15	6.93	2.12	7	6.86	3.29	21	5.86	2.33	6	7.50	1.76
The World Bank Group meets Russia's needs for knowledge services*	18	7.78	1.31	5	8.40	2.07	7	4.29	1.80	20	6.85	2.43	10	7.30	3.27	28	5.86	2.46	9	7.22	0.83

*Significantly different between stakeholder groups

	Employee of Ministry/ PMU/ Consultant on WBG project			Local Government			Private Sector/ Financial Sector/ Private Bank			CSO			Media			Academia/ Research Institute/ Think Tank			Other		
	N	Mean	SD	N	Mean	SD	N	Mean	SD	N	Mean	SD	N	Mean	SD	N	Mean	SD	N	Mean	SD
To what extent do you believe that Russia received value for money from the World Bank Group's reimbursable advisory services?	12	5.92	1.78	5	5.60	3.29	7	5.86	3.13	7	5.00	2.65	4	3.25	2.63	18	4.50	2.48	9	5.56	1.51
To what extent do you believe the World Bank Group's internal evaluation mechanisms hold the institution accountable for achieving results in Russia?	12	6.17	2.55	5	6.20	3.27	7	6.00	1.41	7	5.29	2.56	4	4.00	2.94	10	4.40	2.22	4	6.50	1.91

(1-To no degree at all, 10-To a very significant degree)

D. The World Bank Group's Knowledge Work and Activities

How frequently do you consult World Bank Group's knowledge work and activities in the work you do?*

Percentage of Respondents	Employee of Ministry/PMU/ Consultant on WBG project	Local Government	Private Sector/Financial Sector/Private Bank	CSO	Media	Academia/Research Institute/Think Tank	Other
Weekly	33.3%	0.0%	0.0%	4.2%	0.0%	6.5%	0.0%
Monthly	38.9%	28.6%	0.0%	12.5%	16.7%	16.1%	20.0%
A few times a year	22.2%	28.6%	20.0%	29.2%	58.3%	32.3%	50.0%
Rarely	5.6%	42.9%	70.0%	25.0%	16.7%	32.3%	20.0%
Never	0.0%	0.0%	10.0%	29.2%	8.3%	12.9%	10.0%

*Significantly different between stakeholder groups

In Russia, to what extent do you believe that the World Bank Group's knowledge work and activities: (1-To no degree at all, 10-To a very significant degree)

	Employee of Ministry/ PMU/ Consultant on WBG project			Local Government			Private Sector/ Financial Sector/ Private Bank			CSO			Media			Academia/ Research Institute/ Think Tank			Other		
	N	Mean	SD	N	Mean	SD	N	Mean	SD	N	Mean	SD	N	Mean	SD	N	Mean	SD	N	Mean	SD
Are timely	15	6.80	1.52	5	6.60	2.51	7	5.43	2.70	14	6.57	2.24	11	6.64	2.46	26	6.23	2.60	8	6.88	1.25
Include appropriate level of stakeholder involvement during preparation	14	7.64	1.95	5	7.20	3.03	5	5.00	1.22	11	6.18	2.82	9	7.11	2.03	22	6.14	2.25	6	6.83	1.47
Are relevant to Russia's development priorities	15	7.40	1.45	6	6.83	2.93	8	6.13	2.85	15	7.40	2.13	12	7.25	2.53	26	6.58	2.10	8	7.63	2.13
Lead to practical solutions	16	6.06	2.24	6	7.83	2.48	8	5.13	2.75	14	4.86	2.21	11	5.91	2.88	26	4.92	2.24	7	6.29	1.98
Are accessible (well written and easy to understand)	16	7.00	2.07	5	7.20	3.03	7	4.29	2.06	11	6.64	2.11	10	7.00	2.67	26	6.12	2.72	9	6.78	2.22
Are source of relevant information on global good practices	17	7.76	1.44	5	6.80	3.77	7	5.57	2.76	16	7.63	1.75	12	6.17	3.51	25	6.80	2.53	9	7.44	1.13
Enhance your knowledge and/or skills	17	7.94	1.52	5	6.40	3.58	9	5.56	2.79	15	7.27	1.94	12	6.50	3.34	27	6.48	2.76	9	7.56	1.33
Are adequately disseminated*	16	6.69	2.33	5	5.00	3.24	6	3.17	0.98	17	4.76	2.36	10	6.40	3.27	26	5.00	2.90	9	6.56	1.42
Are translated enough into Russian	16	6.69	2.33	4	6.75	2.75	6	3.83	1.83	13	5.46	2.30	9	5.67	3.16	25	5.80	3.04	8	5.50	1.93
Are adaptable to Russia's specific development challenges and country circumstances	14	6.50	2.50	4	7.75	2.22	7	5.14	3.29	12	5.75	1.86	10	7.40	2.55	26	6.08	2.53	8	6.25	1.98

*Significantly different between stakeholder groups

	Employee of Ministry/ PMU/ Consultant on WBG project			Local Government			Private Sector/ Financial Sector/ Private Bank			CSO			Media			Academia/ Research Institute/ Think Tank			Other		
	N	Mean	SD	N	Mean	SD	N	Mean	SD	N	Mean	SD	N	Mean	SD	N	Mean	SD	N	Mean	SD
Overall, how significant a contribution do you believe the World Bank Group's knowledge work and activities make to development results in your country?	17	6.82	1.88	6	7.17	3.31	7	4.71	2.69	16	7.06	2.26	10	6.20	3.08	29	5.97	2.26	9	7.00	1.22
Overall, how would you rate the technical quality of the World Bank Group's knowledge work and activities?	17	7.12	1.93	5	8.00	1.41	5	7.80	1.92	13	6.92	2.63	7	5.86	3.34	24	6.21	2.21	8	7.38	1.06

(1-Not significant at all, 10-Very significant; 1-Very low technical quality, 10-Very high technical quality)

E. Working with the World Bank Group

To what extent does each of the following aspects of the World Bank Group's technical assistance/advisory work contribute to solving Russia's development challenges? (1-To no degree at all, 10-To a very significant degree)

	Employee of Ministry/ PMU/ Consultant on WBG project			Local Government			Private Sector/ Financial Sector/ Private Bank			CSO			Media			Academia/ Research Institute/ Think Tank			Other		
	N	Mean	SD	N	Mean	SD	N	Mean	SD	N	Mean	SD	N	Mean	SD	N	Mean	SD	N	Mean	SD
Conceptualization	17	7.35	1.73	5	8.00	1.58	7	7.14	2.04	15	7.47	2.17	10	7.20	1.55	23	6.35	2.19	5	6.80	1.64
Design	18	7.44	1.69	5	7.60	1.14	7	6.71	2.21	15	5.60	2.29	10	6.60	2.72	22	5.91	2.33	5	7.20	1.92
Implementation	18	7.17	1.95	7	7.14	2.41	7	5.57	1.81	15	5.67	2.72	8	6.88	2.75	24	5.13	2.29	5	7.20	2.17
Evaluation	18	6.89	2.22	6	6.50	2.74	7	6.86	2.04	11	6.55	2.38	10	6.70	2.50	22	5.36	2.65	5	7.40	1.95

To what extent do you agree/disagree with the following statements? (1-Strongly disagree, 10-Strongly agree)

	Employee of Ministry/ PMU/ Consultant on WBG project			Local Government			Private Sector/ Financial Sector/ Private Bank			CSO			Media			Academia/ Research Institute/ Think Tank			Other		
	N	Mean	SD	N	Mean	SD	N	Mean	SD	N	Mean	SD	N	Mean	SD	N	Mean	SD	N	Mean	SD
The World Bank Group disburses funds promptly	12	5.00	2.37	5	6.40	3.36	7	5.29	2.14	10	5.60	3.34	7	4.71	2.87	15	4.47	2.36	4	6.75	1.50
The World Bank Group effectively monitors and evaluates the projects and programs it supports	17	7.24	1.68	6	7.00	3.35	8	7.63	0.92	12	7.42	1.68	9	6.22	3.11	18	5.78	1.99	4	7.25	1.71
The World Bank Group's approvals and reviews are done in a timely fashion	16	5.69	2.12	5	6.20	3.42	7	4.71	2.21	9	6.67	2.96	5	3.80	2.05	17	5.18	2.27	5	6.00	2.55
The World Bank Group's "Safeguard Policy" requirements are reasonable	13	7.00	2.35	4	5.25	3.30	4	7.25	2.87	6	6.67	1.86	3	4.33	1.15	7	4.57	2.15	5	6.60	2.07
The World Bank's (IBRD) conditions on its lending are reasonable	10	8.20	2.04	5	7.80	2.59	7	7.14	1.68	6	6.67	1.51	7	5.71	3.15	13	5.38	2.22	3	6.00	2.00
The IFC's conditions on its investments are reasonable	6	6.83	1.47	2	6.00	0.00	7	6.71	2.69	5	7.60	1.95	8	5.63	3.46	7	5.43	3.31	4	7.50	1.73
The World Bank Group takes decisions quickly in Russia	16	6.19	2.32	5	6.80	2.39	6	4.50	2.59	9	4.00	2.78	4	5.25	2.22	19	4.47	1.90	5	5.20	2.17
Working with the World Bank Group increases Russia's institutional capacity	18	8.17	1.50	6	6.50	3.27	7	6.29	3.04	13	7.31	2.29	10	6.70	3.02	22	6.55	2.58	6	7.17	2.64
The World Bank Group ensures consistency and continuity through staff changes	16	7.19	2.04	4	7.75	2.22	6	6.83	2.64	8	6.88	3.09	1	6.00		16	6.06	2.77	5	7.60	1.82
Where country systems are adequate, the World Bank Group makes appropriate use of them	14	7.50	1.83	3	7.33	2.52	4	6.25	2.22	5	7.80	2.17	2	3.50	0.71	9	5.89	3.22	4	5.00	4.24
The World Bank Group provides effective implementation support	17	8.06	1.39	6	7.50	3.02	8	7.88	1.73	12	7.58	2.35	3	4.67	1.53	16	6.13	2.63	5	8.00	1.73

Which of the following best describes the way the World Bank Group operates in Russia? (Select only ONE response)

Percentage of Respondents	Employee of Ministry/PMU/ Consultant on WBG project	Local Government	Private Sector/Financial Sector/Private Bank	CSO	Media	Academia/Research Institute/Think Tank	Other
The World Bank Group takes too much risk in Russia	0.0%	0.0%	0.0%	0.0%	0.0%	8.0%	0.0%
The World Bank Group does not take enough risk in Russia	37.5%	16.7%	22.2%	19.0%	45.5%	16.0%	40.0%
The World Bank Group's approach to risk is appropriate	50.0%	33.3%	44.4%	23.8%	36.4%	28.0%	40.0%
Don't know	12.5%	50.0%	33.3%	57.1%	18.2%	48.0%	20.0%

F. The Future Role of the World Bank Group in Russia

Which of the following **SHOULD** the World Bank Group do to make itself of greater value in Russia? (Choose no more than TWO)

Percentage of Respondents (Responses Combined)	Employee of Ministry/PMU/ Consultant on WBG project	Local Government	Private Sector/Financial Sector/Private Bank	CSO	Media	Academia/Research Institute/Think Tank	Other
Provide more adequate data/knowledge/statistics/figures on Russia's economy	16.7%	0.0%	0.0%	13.0%	8.3%	30.0%	0.0%
Collaborate more effectively with Government clients	27.8%	28.6%	10.0%	13.0%	41.7%	23.3%	50.0%
Offer more innovative financial products	5.6%	0.0%	0.0%	8.7%	0.0%	3.3%	0.0%
Improve the competitiveness of its financing compared to markets*	33.3%	14.3%	30.0%	4.3%	41.7%	6.7%	16.7%
Focus more on development of Russian regions*	27.8%	71.4%	30.0%	8.7%	50.0%	30.0%	16.7%
Reach out more to groups outside of Government*	0.0%	14.3%	20.0%	47.8%	16.7%	23.3%	0.0%
Improve the quality of its experts as related to Russia's specific challenges	22.2%	0.0%	0.0%	21.7%	8.3%	10.0%	0.0%
Offer more innovative knowledge services	11.1%	14.3%	30.0%	13.0%	0.0%	13.3%	16.7%
Expand country-based staff presence	5.6%	0.0%	0.0%	0.0%	0.0%	0.0%	16.7%
Ensure greater selectivity in its work	0.0%	0.0%	0.0%	0.0%	0.0%	0.0%	0.0%
Increase the level of capacity development in the country	0.0%	14.3%	0.0%	4.3%	0.0%	10.0%	16.7%
Reduce the complexity of obtaining World Bank Group financing	5.6%	0.0%	40.0%	13.0%	8.3%	6.7%	16.7%
Increase availability of reimbursable advisory services	0.0%	0.0%	0.0%	0.0%	8.3%	0.0%	0.0%
Provide more services in Russian language	0.0%	0.0%	0.0%	8.7%	0.0%	10.0%	16.7%
Provide more investment and support to the private sector	22.2%	14.3%	30.0%	30.4%	0.0%	13.3%	33.3%
Work faster	5.6%	0.0%	0.0%	0.0%	0.0%	10.0%	0.0%
Increase availability of investment guarantees	11.1%	14.3%	0.0%	0.0%	0.0%	6.7%	0.0%
Other	0.0%	0.0%	0.0%	4.3%	8.3%	3.3%	0.0%

*Significantly different between stakeholder groups

When considering the combination of services that the World Bank Group offers in Russia, and taking into account its limited level of resources, which **ONE** of the following do you believe the World Bank Group should offer more of in Russia? (Select only ONE response)*

Percentage of Respondents	Employee of Ministry/PMU/ Consultant on WBG project	Local Government	Private Sector/Financial Sector/Private Bank	CSO	Media	Academia/Research Institute/Think Tank	Other
Financial services	41.2%	28.6%	44.4%	17.4%	41.7%	9.4%	33.3%
Knowledge products	41.2%	42.9%	44.4%	52.2%	58.3%	75.0%	33.3%
Convening services	11.8%	0.0%	0.0%	0.0%	0.0%	0.0%	0.0%
None of the above	5.9%	0.0%	0.0%	0.0%	0.0%	6.3%	0.0%
The combination is appropriate for Russia	0.0%	14.3%	11.1%	0.0%	0.0%	3.1%	0.0%
Don't know	0.0%	14.3%	0.0%	30.4%	0.0%	6.3%	33.3%

*Significantly different between stakeholder groups

G. Russia's Role as a Global Donor for Development

In general, do you approve of Russia providing assistance to developing/poor countries? (Select only ONE response)

Percentage of Respondents	Employee of Ministry/PMU/ Consultant on WBG project	Local Government	Private Sector/Financial Sector/Private Bank	CSO	Media	Academia/Research Institute/Think Tank	Other
Yes	41.2%	0.0%	40.0%	37.5%	50.0%	31.3%	16.7%
Somewhat yes	41.2%	71.4%	40.0%	37.5%	25.0%	46.9%	50.0%
Somewhat no	17.6%	0.0%	10.0%	12.5%	25.0%	12.5%	0.0%
No	0.0%	14.3%	10.0%	0.0%	0.0%	3.1%	0.0%
It is of no importance for me	0.0%	0.0%	0.0%	0.0%	0.0%	3.1%	0.0%
Don't know	0.0%	14.3%	0.0%	12.5%	0.0%	3.1%	33.3%

In your opinion, which of the following is the most effective way for Russia to provide aid to developing/poor countries? (Select only ONE response)

Percentage of Respondents	Employee of Ministry/PMU/ Consultant on WBG project	Local Government	Private Sector/Financial Sector/Private Bank	CSO	Media	Academia/Research Institute/Think Tank	Other
When Russia provides it directly to these developing/poor countries	47.1%	28.6%	20.0%	12.5%	41.7%	43.8%	33.3%
When Russia participates in international programs in cooperation with international organizations	35.3%	71.4%	80.0%	66.7%	50.0%	40.6%	33.3%
Don't know	17.6%	0.0%	0.0%	20.8%	8.3%	15.6%	33.3%

The Russian Government may have various objectives in helping developing/poor countries. Which objectives listed below do you consider the most important for Russia? (Choose no more than TWO)

Percentage of Respondents (Responses Combined)	Employee of Ministry/PMU/ Consultant on WBG project	Local Government	Private Sector/Financial Sector/Private Bank	CSO	Media	Academia/Research Institute/Think Tank	Other
To reduce extreme poverty	23.5%	0.0%	20.0%	16.7%	25.0%	15.6%	50.0%
To lay the foundations for long-term sustainable development of developing/poor countries	52.9%	28.6%	30.0%	54.2%	33.3%	53.1%	33.3%
To extend the circle of countries friendly to Russia	23.5%	28.6%	30.0%	25.0%	41.7%	43.8%	16.7%
To increase influence within Russia	0.0%	14.3%	0.0%	0.0%	8.3%	3.1%	0.0%
To increase Russia's influence and prestige in the world	23.5%	42.9%	60.0%	16.7%	33.3%	18.8%	16.7%
To create favorable conditions for promoting Russian goods and Russian businesses in these countries	35.3%	42.9%	30.0%	29.2%	41.7%	25.0%	0.0%
To reduce threats of terrorism and drug trafficking between Russia and neighboring countries	35.3%	28.6%	20.0%	33.3%	8.3%	34.4%	33.3%
Other	0.0%	0.0%	0.0%	0.0%	0.0%	0.0%	0.0%
Don't know	0.0%	0.0%	0.0%	8.3%	0.0%	0.0%	16.7%

G. Russia's Role as a Global Donor for Development (continued)**To what extent do you agree or disagree with the following statements about Russia's assistance to developing/poor countries? (1-Fully disagree, 4-Fully agree)**

	Employee of Ministry/ PMU/ Consultant on WBG project			Local Government			Private Sector/ Financial Sector/ Private Bank			CSO			Media			Academia/ Research Institute/ Think Tank			Other		
	N	Mean	SD	N	Mean	SD	N	Mean	SD	N	Mean	SD	N	Mean	SD	N	Mean	SD	N	Mean	SD
Active involvement in providing aid to developing/poor countries is an important characteristic of a modern developed country	18	3.28	0.75	7	3.43	0.79	10	3.40	0.70	22	3.55	0.60	11	3.55	0.69	31	3.42	0.72	4	3.00	1.41
By helping to improve living conditions in neighboring developing/poor countries, Russia can reduce the flows of migrants to its territory	18	3.33	0.77	7	2.43	1.40	10	3.30	0.67	22	3.09	0.81	11	3.00	0.89	31	2.87	0.88	4	3.50	0.58
Russian aid should go to its neighboring countries because we have common values and traditions in contrast to countries in Asia, Africa and Latin America	18	2.94	0.87	7	2.57	0.98	10	3.40	0.52	22	3.05	0.90	11	2.55	1.21	30	2.97	0.76	4	3.00	1.41
While helping developing/poor countries, Russia should collaborate with other developed countries and international organizations because it is more effective in terms of achieving results	18	3.50	0.51	6	3.33	0.82	10	3.40	0.84	21	3.62	0.74	10	3.30	0.95	30	3.50	0.63	4	3.25	0.96
While making decisions about whether to provide aid to developing/poor countries, Russia should be guided primarily by its own interests	17	3.29	0.77	6	3.50	0.55	10	3.50	0.71	22	2.82	0.91	12	2.92	0.79	31	3.29	0.78	4	2.50	1.00
Russia should help primarily its neighboring poor countries, such as Tajikistan, Kyrgyzstan, because instability in these countries poses a threat to Russia	17	2.94	1.03	7	3.14	1.07	10	3.50	0.71	22	2.95	0.90	11	3.09	0.94	29	3.24	0.64	3	1.67	0.58
Russia should help developing/poor countries because it would promote Russian businesses in these countries and expand markets for Russian goods	17	3.12	0.86	7	3.29	0.49	10	3.10	0.57	22	2.91	0.97	12	3.17	0.94	30	3.03	0.76	4	2.25	0.96
Russia should help developing/poor countries regardless of their geographical location*	17	2.41	0.87	7	1.86	0.90	10	2.40	1.07	20	2.30	0.86	12	2.92	0.79	31	2.16	0.97	4	4.00	0.00

*Significantly different between stakeholder groups

H. Communication and Information Sharing

How do you get most of your information about economic and social development issues in Russia? (Choose no more than TWO)

Percentage of Respondents (Responses Combined)	Employee of Ministry/PMU/ Consultant on WBG project	Local Government	Private Sector/Financial Sector/Private Bank	CSO	Media	Academia/Research Institute/Think Tank	Other
Local newspapers	11.1%	0.0%	20.0%	33.3%	25.0%	6.3%	40.0%
International newspapers*	0.0%	28.6%	0.0%	4.2%	33.3%	3.1%	0.0%
Local radio*	0.0%	0.0%	10.0%	0.0%	0.0%	0.0%	20.0%
International radio	0.0%	0.0%	0.0%	4.2%	0.0%	0.0%	0.0%
Local television*	33.3%	42.9%	10.0%	0.0%	8.3%	9.4%	20.0%
International television	22.2%	14.3%	20.0%	4.2%	8.3%	3.1%	40.0%
Periodicals	22.2%	28.6%	30.0%	20.8%	25.0%	40.6%	0.0%
Internet	94.4%	85.7%	90.0%	79.2%	83.3%	81.3%	60.0%
Social media (e.g., Facebook, Twitter, Youtube, Flickr)	11.1%	0.0%	0.0%	33.3%	8.3%	18.8%	0.0%
Blogs	5.6%	0.0%	0.0%	4.2%	0.0%	6.3%	0.0%
Mobile phones	0.0%	0.0%	0.0%	0.0%	0.0%	0.0%	0.0%
Instant messaging	0.0%	0.0%	0.0%	0.0%	0.0%	0.0%	0.0%
Other	0.0%	0.0%	0.0%	8.3%	8.3%	9.4%	0.0%

*Significantly different between stakeholder groups

How would you prefer to receive information from the World Bank Group? (Choose no more than TWO)

Percentage of Respondents (Responses Combined)	Employee of Ministry/PMU/ Consultant on WBG project	Local Government	Private Sector/Financial Sector/Private Bank	CSO	Media	Academia/Research Institute/Think Tank	Other
Blogs	0.0%	0.0%	20.0%	4.3%	9.1%	0.0%	0.0%
Direct contact with World Bank Group (i.e., face to face meetings/discussions)	61.1%	42.9%	10.0%	43.5%	27.3%	25.0%	20.0%
e-Newsletters	27.8%	28.6%	30.0%	21.7%	54.5%	50.0%	20.0%
Instant messaging	11.1%	0.0%	20.0%	4.3%	0.0%	0.0%	0.0%
World Bank Group's seminars/workshops/conferences*	50.0%	57.1%	20.0%	21.7%	0.0%	9.4%	60.0%
World Bank Group's publications and other written materials	5.6%	42.9%	40.0%	30.4%	9.1%	28.1%	60.0%
Mobile phones*	0.0%	0.0%	0.0%	0.0%	9.1%	0.0%	20.0%
Social media (e.g., Facebook, Twitter, Youtube, Flickr)	0.0%	0.0%	10.0%	17.4%	27.3%	12.5%	0.0%
World Bank Group's website	38.9%	14.3%	30.0%	43.5%	45.5%	56.3%	20.0%
Other	0.0%	0.0%	0.0%	4.3%	0.0%	3.1%	0.0%

*Significantly different between stakeholder groups

Are you aware of the World Bank Group's Access to Information Policy under which the WBG will now disclose any information in its possession that is not a list of exceptions?*

Percentage of Respondents	Employee of Ministry/PMU/ Consultant on WBG project	Local Government	Private Sector/Financial Sector/Private Bank	CSO	Media	Academia/Research Institute/Think Tank	Other
Yes	72.2%	28.6%	10.0%	25.0%	25.0%	34.4%	25.0%
No	27.8%	71.4%	90.0%	75.0%	75.0%	65.6%	75.0%

*Significantly different between stakeholder groups

H. Communication and Information Sharing (continued)**Have you requested information from the World Bank Group on its activities in the past year?**

Percentage of Respondents	Employee of Ministry/PMU/ Consultant on WBG project	Local Government	Private Sector/Financial Sector/Private Bank	CSO	Media	Academia/Research Institute/Think Tank	Other
Yes	11.1%	14.3%	0.0%	20.8%	41.7%	6.3%	33.3%
No	88.9%	85.7%	100.0%	79.2%	58.3%	93.8%	66.7%

Were you able to obtain this information?*

Percentage of Respondents	Employee of Ministry/PMU/ Consultant on WBG project	Local Government	Private Sector/Financial Sector/Private Bank	CSO	Media	Academia/Research Institute/Think Tank	Other
Yes	100.0%	0.0%	0.0%	100.0%	100.0%	100.0%	100.0%
No	0.0%	100.0%	0.0%	0.0%	0.0%	0.0%	0.0%

*Significantly different between stakeholder groups

Do you have access to the Internet?

Percentage of Respondents	Employee of Ministry/PMU/ Consultant on WBG project	Local Government	Private Sector/Financial Sector/Private Bank	CSO	Media	Academia/Research Institute/Think Tank	Other
Yes	100.0%	100.0%	100.0%	95.7%	100.0%	100.0%	100.0%
No	0.0%	0.0%	0.0%	4.3%	0.0%	0.0%	0.0%

Do you use/have used the World Bank Group's website?

Percentage of Respondents	Employee of Ministry/PMU/ Consultant on WBG project	Local Government	Private Sector/Financial Sector/Private Bank	CSO	Media	Academia/Research Institute/Think Tank	Other
Yes	94.4%	57.1%	70.0%	60.9%	75.0%	68.8%	75.0%
No	5.6%	42.9%	30.0%	39.1%	25.0%	31.3%	25.0%

Which do you primarily use?

Percentage of Respondents	Employee of Ministry/PMU/ Consultant on WBG project	Local Government	Private Sector/Financial Sector/Private Bank	CSO	Media	Academia/Research Institute/Think Tank	Other
The World Bank Group's country website	58.8%	100.0%	42.9%	50.0%	66.7%	31.8%	66.7%
The World Bank Group's main website	41.2%	0.0%	57.1%	50.0%	33.3%	68.2%	33.3%

Which Internet connection do you use primarily when visiting a World Bank Group website?

Percentage of Respondents	Employee of Ministry/PMU/ Consultant on WBG project	Local Government	Private Sector/Financial Sector/Private Bank	CSO	Media	Academia/Research Institute/Think Tank	Other
High speed	100.0%	100.0%	100.0%	92.9%	88.9%	90.9%	100.0%
Dial-up	0.0%	0.0%	0.0%	7.1%	11.1%	9.1%	0.0%

H. Communication and Information Sharing (continued)

Please rate how much you agree with the following statements. (1-Strongly disagree, 10-Strongly agree)

	Employee of Ministry/ PMU/ Consultant on WBG project			Local Government			Private Sector/ Financial Sector/ Private Bank			CSO			Media			Academia/ Research Institute/ Think Tank			Other		
	N	Mean	SD	N	Mean	SD	N	Mean	SD	N	Mean	SD	N	Mean	SD	N	Mean	SD	N	Mean	SD
I use/consult World Bank Group's data more often than I did a few years ago*	17	8.35	2.00	6	5.33	3.44	9	3.67	3.04	20	4.85	3.08	10	6.40	3.03	27	5.11	3.02	4	6.25	2.75
I find the World Bank Group's websites easy to navigate	17	6.88	2.39	4	8.75	0.96	7	7.29	1.80	13	6.69	2.36	8	7.00	1.69	22	6.82	2.11	3	6.33	2.08
I find the information on the World Bank Group's websites useful	17	8.47	1.66	4	8.25	1.71	7	6.86	2.12	13	8.31	1.65	9	7.89	2.15	22	8.27	1.28	3	7.33	0.58
The World Bank Group's social media channels are valuable sources of information about the institution	15	5.67	2.92	3	7.67	4.04	6	4.17	3.31	17	4.71	3.37	6	4.67	4.23	21	4.33	2.54	2	3.50	0.71
When I need information from the World Bank Group I know how to find it	18	8.33	1.57	7	9.00	1.29	10	6.00	3.16	20	6.70	2.27	12	7.25	2.34	30	7.23	2.43	4	7.00	1.83
The World Bank Group is responsive to my information requests and inquiries	13	8.77	1.09	4	5.75	3.59	5	6.60	1.14	7	8.43	1.62	9	6.56	2.51	10	6.70	3.23	4	8.00	1.41

*Significantly different between stakeholder groups

I. Background Information

Currently, do you professionally collaborate/work with the World Bank Group in your country?*

Percentage of Respondents	Employee of Ministry/PMU/ Consultant on WBG project	Local Government	Private Sector/Financial Sector/Private Bank	CSO	Media	Academia/Research Institute/Think Tank	Other
Yes	88.9%	71.4%	40.0%	30.4%	25.0%	37.5%	75.0%
No	11.1%	28.6%	60.0%	69.6%	75.0%	62.5%	25.0%

*Significantly different between stakeholder groups

Which of the following agencies of the World Bank Group do you work with in Russia? (Select all that apply)

Percentage of Respondents (Responses Combined)	Employee of Ministry/PMU/ Consultant on WBG project	Local Government	Private Sector/Financial Sector/Private Bank	CSO	Media	Academia/Research Institute/Think Tank	Other
The World Bank (IBRD)*	94.4%	57.1%	0.0%	39.1%	50.0%	33.3%	50.0%
The International Finance Corporation (IFC)*	11.1%	14.3%	50.0%	21.7%	25.0%	3.3%	25.0%
The Multilateral Investment Guarantee Agency (MIGA)*	0.0%	0.0%	0.0%	0.0%	0.0%	0.0%	25.0%
None*	0.0%	28.6%	50.0%	56.5%	50.0%	63.3%	0.0%

*Significantly different between stakeholder groups

Which of the following describes most of your exposure to the World Bank Group in Russia? (Choose no more than TWO)

Percentage of Respondents (Responses Combined)	Employee of Ministry/PMU/ Consultant on WBG project	Local Government	Private Sector/Financial Sector/Private Bank	CSO	Media	Academia/Research Institute/Think Tank	Other
Observer (i.e., follow in media, discuss in informal conversations, etc.)*	0.0%	0.0%	50.0%	26.1%	25.0%	22.6%	0.0%
Use World Bank Group reports/data*	22.2%	0.0%	40.0%	56.5%	66.7%	54.8%	50.0%
Engage in World Bank Group related/sponsored events/activities*	50.0%	33.3%	0.0%	39.1%	0.0%	35.5%	0.0%
Collaborate as part of my professional duties*	72.2%	66.7%	50.0%	4.3%	33.3%	19.4%	50.0%
Use World Bank Group website for information, data, research, etc.	27.8%	33.3%	30.0%	43.5%	41.7%	38.7%	25.0%

*Significantly different between stakeholder groups

Appendix C: Responses to All Questions by Geographic Location

Moscow and St. Petersburg N=78 ● Regional Capital N=27 ● Other Areas N=34

A. General Issues facing Russia

In general would you say that Russia is headed in ...?

Percentage of Respondents	Moscow, St. Petersburg	Regional Capital	Other
The right direction	34.2%	44.4%	58.8%
The wrong direction	50.7%	40.7%	29.4%
Not sure	15.1%	14.8%	11.8%

Listed below are a number of development priorities in Russia. Please identify which of the following you consider the most important development priorities in Russia? (Choose no more than THREE)

Percentage of Respondents (Responses Combined)	Moscow, St. Petersburg	Regional Capital	Other
Social protection	16.0%	14.8%	17.6%
Transport	8.0%	7.4%	17.6%
Public sector governance/reform	38.7%	44.4%	29.4%
Global/regional integration	1.3%	3.7%	5.9%
Gender equity	0.0%	0.0%	0.0%
Private sector development	29.3%	22.2%	20.6%
Foreign direct investment	5.3%	0.0%	2.9%
Water and sanitation	0.0%	0.0%	2.9%
Anti corruption	37.3%	29.6%	38.2%
Job creation/employment	4.0%	7.4%	8.8%
Rural development	4.0%	7.4%	2.9%
Access to finance, financial market development*	1.3%	14.8%	2.9%
Urban development	6.7%	3.7%	0.0%
Environmental sustainability	6.7%	3.7%	2.9%
Equality of opportunity	4.0%	7.4%	0.0%
Health	10.7%	0.0%	5.9%
Macroeconomic management	6.7%	3.7%	2.9%
Education	29.3%	11.1%	29.4%
Poverty reduction	2.7%	3.7%	5.9%
Energy	1.3%	3.7%	2.9%
Food security	1.3%	0.0%	0.0%
Climate change	0.0%	0.0%	0.0%
Agricultural development	2.7%	7.4%	2.9%
Trade and exports	0.0%	0.0%	0.0%
Development of Russian regions	12.0%	25.9%	23.5%
Economic growth	14.7%	7.4%	17.6%
Law and justice	34.7%	29.6%	38.2%
Regulatory framework	0.0%	0.0%	2.9%
Communicable/non-communicable diseases	0.0%	0.0%	0.0%
Natural resource management	2.7%	7.4%	2.9%
Disaster management	0.0%	0.0%	0.0%
Information and communications technology*	0.0%	7.4%	0.0%
Innovation, science, research & development	16.0%	25.9%	11.8%

*Significantly different between locations

A. General Issues facing Russia (continued)

Poverty reduction is a broad term that encompasses work in many different areas. Which **THREE** areas of development listed below do you believe would contribute most to reducing poverty and increasing well-being of the population in Russia? (Choose no more than THREE)

Percentage of Respondents (Responses Combined)	Moscow, St. Petersburg	Regional Capital	Other
Water and sanitation	1.3%	0.0%	0.0%
Equality of opportunity	12.0%	25.9%	5.9%
Economic growth	30.7%	48.1%	41.2%
Climate change	0.0%	0.0%	0.0%
Global/regional integration	1.3%	3.7%	0.0%
Gender equity	0.0%	0.0%	0.0%
Rural development	13.3%	18.5%	11.8%
Urban development	5.3%	0.0%	5.9%
Regulatory framework	1.3%	3.7%	2.9%
Social protection	18.7%	18.5%	32.4%
Law and justice	14.7%	11.1%	5.9%
Transport	0.0%	0.0%	2.9%
Development of Russian regions	22.7%	18.5%	20.6%
Communicable/non-communicable diseases	0.0%	0.0%	0.0%
Information and communications technology	0.0%	0.0%	0.0%
Innovation, science, research & development	12.0%	14.8%	0.0%
Anti corruption	36.0%	25.9%	38.2%
Private sector development	45.3%	25.9%	47.1%
Foreign direct investment	1.3%	0.0%	5.9%
Education	25.3%	18.5%	23.5%
Energy	0.0%	0.0%	0.0%
Public sector governance/reform	24.0%	14.8%	11.8%
Natural resource management	1.3%	0.0%	0.0%
Environmental sustainability	1.3%	0.0%	2.9%
Disaster management	0.0%	0.0%	0.0%
Health	8.0%	3.7%	5.9%
Agricultural development	2.7%	3.7%	8.8%
Job creation/employment	12.0%	18.5%	17.6%
Access to finance, financial market development*	2.7%	14.8%	2.9%
Trade and exports	0.0%	3.7%	0.0%
Food security	1.3%	0.0%	0.0%
Macroeconomic management	4.0%	3.7%	2.9%

*Significantly different between locations

A. General Issues facing Russia (continued)

Economic growth can be driven by a number of factors. Which THREE areas below do you believe would contribute most to generating economic growth in Russia? (Choose no more than THREE)

Percentage of Respondents (Responses Combined)	Moscow, St. Petersburg	Regional Capital	Other
Energy	4.0%	7.7%	3.0%
Gender equity	2.7%	0.0%	0.0%
Equality of opportunity	6.7%	7.7%	15.2%
Social protection	0.0%	0.0%	3.0%
Global/regional integration*	4.0%	19.2%	0.0%
Climate change	0.0%	0.0%	0.0%
Anti corruption*	38.7%	23.1%	57.6%
Disaster management	1.3%	0.0%	0.0%
Rural development	5.3%	3.8%	0.0%
Foreign direct investment	12.0%	11.5%	21.2%
Urban development	6.7%	3.8%	3.0%
Water and sanitation	0.0%	0.0%	0.0%
Education	17.3%	7.7%	15.2%
Development of Russian regions	17.3%	15.4%	27.3%
Information and communications technology	2.7%	7.7%	3.0%
Regulatory framework	2.7%	0.0%	6.1%
Communicable/non-communicable diseases	0.0%	0.0%	0.0%
Trade and exports	4.0%	3.8%	3.0%
Public sector governance/reform	34.7%	26.9%	12.1%
Private sector development	41.3%	38.5%	39.4%
Job creation/employment	14.7%	11.5%	9.1%
Agricultural development	4.0%	0.0%	0.0%
Food security	1.3%	0.0%	0.0%
Transport	8.0%	3.8%	9.1%
Natural resource management	1.3%	7.7%	9.1%
Environmental sustainability	0.0%	0.0%	0.0%
Health	5.3%	0.0%	0.0%
Law and justice	25.3%	19.2%	24.2%
Macroeconomic management	8.0%	15.4%	6.1%
Innovation, science, research & development	17.3%	34.6%	21.2%
Access to finance, financial market development	13.3%	23.1%	9.1%

*Significantly different between locations

When thinking about the idea of “shared prosperity” in your country, which of the following TWO best illustrate how this would be achieved in Russia? (Choose no more than TWO)

Percentage of Respondents (Responses Combined)	Moscow, St. Petersburg	Regional Capital	Other
Better employment opportunities for young people	6.7%	3.7%	11.8%
Better employment opportunities for women	1.3%	0.0%	0.0%
Greater access to micro-finance for the financially under-served	1.3%	7.4%	2.9%
Greater voice and participation for citizens to help ensure greater accountability	26.7%	37.0%	20.6%
Greater access to health and nutrition for citizens	4.0%	0.0%	0.0%
Better entrepreneurial opportunities	41.3%	44.4%	32.4%
A growing middle class	34.7%	29.6%	23.5%
Better opportunity for the poor who live in rural areas	9.3%	3.7%	11.8%
Better opportunity for the poor who live in urban areas	1.3%	0.0%	2.9%
Sustainable economic growth	34.7%	40.7%	44.1%
More reliable social safety net*	4.0%	0.0%	17.6%
Greater equity of fiscal policy	4.0%	11.1%	2.9%
Education and training that better ensure job opportunity	21.3%	7.4%	14.7%
Better quality public services	6.7%	7.4%	14.7%
Other	1.3%	7.4%	0.0%

*Significantly different between locations

B. Overall Attitudes toward the World Bank Group

There are several institutions in the World Bank Group that work in developing countries around the world. How familiar are you with their work in Russia? (1-Not familiar at all, 10-Extremely familiar)

	Moscow, St. Petersburg			Regional Capital			Other		
	N	Mean	SD	N	Mean	SD	N	Mean	SD
The World Bank (IBRD)	76	6.76	2.62	27	5.81	2.59	33	6.70	2.31
International Finance Corporation (IFC)	75	4.41	2.79	27	3.30	2.57	31	4.55	3.35

Overall, please rate your impression of the World Bank Group member organization's effectiveness in Russia. (1-Not effective at all, 10-Very effective)

	Moscow, St. Petersburg			Regional Capital			Other		
	N	Mean	SD	N	Mean	SD	N	Mean	SD
The World Bank (IBRD)	59	6.15	1.97	22	5.59	2.34	25	5.96	1.88
International Finance Corporation (IFC)*	35	4.97	2.38	12	3.50	2.43	14	6.00	1.84

*Significantly different between stakeholder groups

To what extent do you believe the World Bank Group's staff is well prepared (e.g., skills and knowledge) to help Russia solve its most complicated development challenges? (1-To no degree at all, 10-To a very significant degree)

	Moscow, St. Petersburg			Regional Capital			Other		
	N	Mean	SD	N	Mean	SD	N	Mean	SD
The World Bank (IBRD)	58	6.78	2.14	20	6.65	2.16	28	6.86	2.01
International Finance Corporation (IFC)*	35	6.71	2.42	10	4.00	2.67	11	7.55	2.07

*Significantly different between stakeholder groups

B. Overall Attitudes toward the World Bank Group (continued)

When thinking about how the World Bank Group can have the most impact on development results in Russia, in which sectoral areas do you believe the World Bank Group should focus most of its resources (financial and knowledge services) in Russia? (Choose no more than THREE)

Percentage of Respondents (Responses Combined)	Moscow, St. Petersburg	Regional Capital	Other
Social protection	6.7%	7.4%	9.1%
Public sector governance/reform	44.0%	40.7%	33.3%
Transport	12.0%	7.4%	15.2%
Poverty reduction	8.0%	7.4%	6.1%
Global/regional integration	6.7%	22.2%	12.1%
Gender equity	0.0%	3.7%	0.0%
Macroeconomic management	8.0%	3.7%	3.0%
Private sector development	25.3%	22.2%	36.4%
Rural development	5.3%	3.7%	0.0%
Foreign direct investment	10.7%	7.4%	15.2%
Water and sanitation	2.7%	0.0%	0.0%
Energy	2.7%	0.0%	0.0%
Job creation/employment	6.7%	3.7%	3.0%
Access to finance, financial market development*	22.7%	7.4%	6.1%
Innovation, science, research & development*	8.0%	25.9%	24.2%
Urban development	5.3%	3.7%	6.1%
Environmental sustainability	5.3%	3.7%	6.1%
Equality of opportunity	2.7%	3.7%	0.0%
Health	4.0%	0.0%	9.1%
Education*	16.0%	3.7%	33.3%
Food security	1.3%	0.0%	0.0%
Climate change	0.0%	0.0%	0.0%
Agricultural development	4.0%	3.7%	3.0%
Trade and exports*	1.3%	11.1%	0.0%
Economic growth	9.3%	14.8%	6.1%
Law and justice	18.7%	25.9%	15.2%
Regulatory framework	2.7%	3.7%	3.0%
Communicable/non-communicable diseases	0.0%	0.0%	0.0%
Natural resource management	1.3%	0.0%	0.0%
Anti corruption	18.7%	29.6%	9.1%
Information and communications technology	5.3%	7.4%	9.1%
Development of Russian regions	26.7%	25.9%	21.2%
Disaster management	0.0%	0.0%	0.0%

*Significantly different between locations

When thinking about the World Bank Group's role, which activity do you believe is of greatest VALUE and which activity is of second greatest value in Russia?

Greatest Value Percentage of Respondents	Moscow, St. Petersburg	Regional Capital	Other
Convening/facilitating	1.3%	3.7%	2.9%
Data	6.7%	3.7%	2.9%
Policy advice, studies, analyses	34.7%	22.2%	41.2%
Reimbursable advisory services	0.0%	0.0%	0.0%
Financial resources	16.0%	14.8%	23.5%
Capacity development	10.7%	14.8%	0.0%
Technical assistance	9.3%	3.7%	2.9%
Investment guarantees	6.7%	11.1%	0.0%
Regional and global donor for development	12.0%	14.8%	17.6%
Linkage to non-Bank expertise	1.3%	11.1%	5.9%
Other	1.3%	0.0%	2.9%

B. Overall Attitudes toward the World Bank Group (continued)

When thinking about the World Bank Group's role, which activity do you believe is of greatest VALUE and which activity is of second greatest value in Russia?

2 nd Greatest Value	Moscow, St. Petersburg	Regional Capital	Other
Percentage of Respondents			
Convening/facilitating	13.3%	0.0%	9.4%
Data	10.7%	0.0%	6.3%
Policy advice, studies, analyses	18.7%	11.1%	12.5%
Reimbursable advisory services	0.0%	7.4%	6.3%
Financial resources	12.0%	22.2%	9.4%
Capacity development	5.3%	14.8%	6.3%
Technical assistance	16.0%	7.4%	15.6%
Investment guarantees	10.7%	25.9%	9.4%
Regional and global donor for development	6.7%	7.4%	12.5%
Linkage to non-Bank expertise	6.7%	3.7%	9.4%
Other	0.0%	0.0%	3.1%

How effectively do the World Bank Group's activities below support Russia's efforts to achieve development results?

(1-Not effective at all, 10-Very effective)

	Moscow, St. Petersburg			Regional Capital			Other		
	N	Mean	SD	N	Mean	SD	N	Mean	SD
Convening/facilitating	48	6.40	2.22	22	5.36	2.63	18	5.83	2.31
Data	60	6.98	2.08	20	6.30	2.11	16	6.06	2.46
Policy advice, studies, analyses	63	6.75	2.24	20	6.65	2.56	20	5.55	2.44
Reimbursable advisory services	38	5.50	2.21	17	5.06	2.16	15	4.53	2.23
Financial resources	59	6.76	2.44	21	5.57	2.06	15	5.87	2.61
Technical assistance*	55	6.82	2.20	16	6.31	2.33	12	4.83	1.80
Investment guarantees	44	6.57	2.96	16	5.94	2.35	13	6.54	2.60
Regional and global donor for development	52	6.88	2.50	17	6.35	2.69	17	5.18	2.56
Linkage to non-Bank expertise	37	6.46	2.70	18	6.67	2.38	12	6.08	2.75

*Significantly different between locations

The World Bank Group can provide capacity building support in a number of ways in Russia. To which degree would Russia benefit, if capacity building were to support...? (1-To no degree at all, 10-To a very significant degree)

	Moscow, St. Petersburg			Regional Capital			Other		
	N	Mean	SD	N	Mean	SD	N	Mean	SD
Groups outside of government to help them more effectively engage and participate in development efforts	72	6.93	2.61	25	7.00	3.12	21	6.48	2.87
The public sector, related to implementation of specific development projects on the ground	72	6.85	2.34	27	6.11	2.47	21	7.00	2.85
The public sector, related to changing institutions	71	6.62	2.60	25	6.32	2.44	18	6.11	2.56
The private sector, related to improving companies and policy change	71	7.48	2.23	26	7.23	2.01	21	8.29	1.85

When thinking about how to improve capacity building in Russia to help ensure better development results, looking forward, how IMPORTANT is it for the World Bank Group to be involved in the following aspects of capacity building?

(1-Not important at all, 10-Very important)

	Moscow, St. Petersburg			Regional Capital			Other		
	N	Mean	SD	N	Mean	SD	N	Mean	SD
Project implementation	53	7.45	1.82	14	7.43	1.95	17	8.00	1.58
Citizen engagement	59	7.22	2.34	21	7.71	1.76	18	7.39	2.28
Policy design	60	7.60	1.72	19	7.32	2.45	14	7.64	1.91

B. Overall Attitudes toward the World Bank Group (continued)

Which of the following do you identify as the World Bank Group's greatest WEAKNESSES in its work in Russia?
(Choose no more than TWO)

Percentage of Respondents (Responses Combined)	Moscow, St. Petersburg	Regional Capital	Other
Staff too inaccessible	2.6%	7.4%	3.8%
Not exploring alternative policy options	1.3%	7.4%	3.8%
Not adequately sensitive to political/social realities in Russia	18.2%	11.1%	19.2%
Not enough public disclosure of its work	11.7%	22.2%	19.2%
Arrogant in its approach	3.9%	3.7%	0.0%
Not aligned with country priorities	10.4%	11.1%	0.0%
The credibility of its knowledge/data	0.0%	0.0%	0.0%
World Bank Group's processes too complex	16.9%	11.1%	3.8%
Not willing to honestly criticize policies and reform efforts in the country	19.5%	11.1%	7.7%
Too influenced by developed countries	18.2%	25.9%	19.2%
Imposing technocratic solutions without regard to political realities	3.9%	7.4%	0.0%
World Bank Group's processes too slow	14.3%	7.4%	23.1%
Too bureaucratic in its operational policies and procedures	14.3%	7.4%	26.9%
Not aligned with other development partners' work	2.6%	0.0%	3.8%
Not collaborating enough with non-state actors	15.6%	18.5%	3.8%
Not client focused	2.6%	0.0%	3.8%
Other	1.3%	7.4%	0.0%
Don't know	16.9%	14.8%	23.1%

Which World Bank Group's instruments do you believe are the MOST effective in reducing poverty in Russia?
(Choose no more than TWO)

Percentage of Respondents (Responses Combined)	Moscow, St. Petersburg	Regional Capital	Other
Capacity development	18.4%	25.9%	15.4%
Investment guarantees	23.7%	25.9%	15.4%
Knowledge products/services	36.8%	22.2%	26.9%
Investment lending to public sector	13.2%	11.1%	26.9%
Investment lending to private sector	28.9%	37.0%	34.6%
Technical assistance	44.7%	51.9%	34.6%
Trust Fund management	1.3%	3.7%	0.0%
Other	1.3%	0.0%	0.0%
Don't know	9.2%	3.7%	11.5%

Which TWO of the following groups should the World Bank Group collaborate with more in your country to ensure better development results there? (Choose no more than TWO)

Percentage of Respondents (Responses Combined)	Moscow, St. Petersburg	Regional Capital	Other
Academia/think tanks/research institutes	33.8%	25.9%	34.6%
Community of development partners	14.3%	14.8%	7.7%
Media	7.8%	14.8%	3.8%
NGOs	18.2%	22.2%	15.4%
Federal Government	29.9%	14.8%	26.9%
Private sector	35.1%	40.7%	26.9%
Parliament	2.6%	3.7%	0.0%
Community Based Organizations	9.1%	25.9%	19.2%
Beneficiaries	1.3%	0.0%	3.8%
Foundations	7.8%	0.0%	11.5%
Regional Governments	33.8%	29.6%	26.9%
Other	0.0%	0.0%	0.0%
Don't know	2.6%	0.0%	7.7%

B. Overall Attitudes toward the World Bank Group (continued)

To what extent do you agree with the following statements about the World Bank Group's work in Russia?

(1-Strongly disagree, 10-Strongly agree)

	Moscow, St. Petersburg			Regional Capital			Other		
	N	Mean	SD	N	Mean	SD	N	Mean	SD
Overall the World Bank Group currently plays a relevant role in development in Russia	67	4.93	2.24	24	4.58	2.59	17	5.29	2.91
The World Bank Group's work is aligned with what I consider the development priorities for Russia	66	6.14	2.47	23	5.61	2.48	17	6.35	2.26
The World Bank Group supports programs and strategies that are realistic for Russia	64	6.02	2.45	18	5.89	2.32	17	6.41	2.62
The World Bank Group treats clients and stakeholders in Russia with respect	61	7.69	2.12	23	6.48	2.87	19	7.89	1.88

To what extent is the World Bank Group an effective development partner in Russia in terms of each of the following?

(1-To no degree at all, 10-To a very significant degree)

	Moscow, St. Petersburg			Regional Capital			Other		
	N	Mean	SD	N	Mean	SD	N	Mean	SD
Responsiveness	54	5.67	2.18	19	5.00	2.43	12	4.67	2.35
Flexibility (in terms of the World Bank Group's products and services)	55	5.85	2.09	16	5.44	1.93	12	4.75	2.49
Flexibility (in terms of changing country circumstances)*	59	5.93	2.21	19	4.79	2.27	13	4.54	2.07
Being inclusive	58	5.64	2.43	21	5.05	2.38	13	4.92	2.02
Openness	66	6.91	2.35	22	5.73	2.60	14	7.14	2.11
Staff accessibility	60	7.02	2.49	18	6.22	2.84	14	6.79	2.67
Straightforwardness and honesty	57	7.16	2.22	18	6.00	2.70	13	7.62	1.98
Ease of access to the people at the World Bank Group who are making decisions important to my work	57	6.95	2.58	18	5.83	3.00	12	6.92	2.91
Collaboration with NGOs and think tanks	53	6.11	2.16	16	5.44	2.19	6	6.33	1.75
Collaboration with the private sector	45	5.20	2.39	17	5.06	1.71	7	5.71	2.36
Collaboration with the Government	56	6.71	2.16	20	6.30	2.18	11	6.82	2.36
Collaboration with other development partners	36	6.25	2.05	15	6.20	2.46	5	6.40	1.67
The speed in which it gets things accomplished on the ground	49	5.41	2.27	18	5.11	2.08	14	6.21	2.67
Being a long-term partner	55	7.64	1.89	15	7.20	2.27	14	8.21	2.04

*Significantly different between locations

To be a more effective development partner in Russia, do you believe that the World Bank Group should have... ?*

(Select only ONE response)

Percentage of Respondents	Moscow, St. Petersburg	Regional Capital	Other
More local presence	53.9%	85.2%	56.3%
The current level of local presence is adequate	31.6%	7.4%	43.8%
Less local presence	1.3%	3.7%	0.0%
Don't know	13.2%	3.7%	0.0%

*Significantly different between locations

B. Overall Attitudes toward the World Bank Group (continued)

When World Bank Group assisted reform efforts fail or are slow to take place, which of the following would you attribute this to? (Choose no more than TWO)

Percentage of Respondents (Responses Combined)	Moscow, St. Petersburg	Regional Capital	Other
The World Bank Group does not do adequate follow through/follow-up	5.4%	3.7%	0.0%
There is not an adequate level of citizen/civil society participation*	16.2%	40.7%	23.1%
The World Bank Group is not sensitive enough to political/social realities on the ground*	35.1%	63.0%	30.8%
Lack of/inadequate levels of capacity in Government	24.3%	7.4%	38.5%
Poor coordination of development partners	10.8%	7.4%	15.4%
The World Bank Group works too slowly	12.2%	7.4%	7.7%
The Government works inefficiently	25.7%	22.2%	46.2%
Political pressures and obstacles	24.3%	25.9%	15.4%
Reforms are not well thought out in light of country challenges	16.2%	18.5%	23.1%
Other	8.1%	0.0%	0.0%

*Significantly different between locations

C. World Bank Group's Effectiveness and Results

In your opinion, how IMPORTANT is it for the World Bank Group to be involved in the following areas of development in Russia? (1-Not important at all, 10-Very important)

	Moscow, St. Petersburg			Regional Capital			Other		
	N	Mean	SD	N	Mean	SD	N	Mean	SD
Anti corruption	73	7.88	2.70	26	7.12	3.36	8	8.63	1.51
Information and communications technology	71	7.35	2.30	26	7.88	1.95	10	7.00	2.67
Transport	70	7.50	2.08	26	6.69	2.80	9	8.22	1.39
Macroeconomic management	71	7.34	2.30	27	7.04	2.47	7	6.57	2.76
Law and justice	72	7.74	2.36	25	7.12	3.05	7	6.14	2.27
Urban development	66	7.64	2.12	26	7.12	2.42	8	8.38	1.06
Environmental sustainability	66	7.65	1.94	24	6.58	2.73	7	6.86	2.48
Regulatory framework	69	7.22	1.92	25	7.36	2.48	8	5.88	2.70
Communicable/non-communicable diseases	60	5.95	2.57	23	5.09	2.87	5	4.40	2.30
Poverty reduction and boosting shared prosperity	71	7.01	2.28	25	6.48	2.80	11	7.91	2.51
Gender equity	64	4.81	2.56	26	4.58	2.50	8	4.25	2.92
Private sector development	71	8.18	1.93	25	7.68	2.25	10	8.30	2.16
Foreign direct investment	68	7.93	2.21	25	8.24	1.94	8	8.63	2.07
Water and sanitation	65	6.14	2.36	24	5.21	2.75	6	5.33	2.80
Trade and exports	65	6.17	2.62	23	6.04	2.62	7	7.71	2.93
Economic growth*	69	7.97	2.08	24	7.33	2.58	8	9.63	1.06
Energy	65	6.26	2.48	24	6.67	2.37	7	5.00	2.65
Disaster management	64	5.52	2.90	24	4.79	2.65	6	4.17	2.14
Public sector governance/reform	73	7.78	2.39	25	6.32	3.21	6	7.17	3.37
Job creation/employment	65	7.22	2.50	26	6.58	2.50	7	7.43	2.94
Access to finance, financial market development	67	7.81	1.89	26	7.54	2.76	8	9.38	0.92
Equality of opportunity	64	6.44	2.72	25	6.48	2.83	8	5.00	3.46
Health*	65	7.66	1.88	26	6.23	2.73	8	7.50	2.20
Rural development	65	7.43	2.16	27	6.70	2.97	9	7.11	2.89
Global/regional integration	60	6.98	2.33	25	6.96	2.46	6	6.83	2.79
Food security	65	5.58	2.63	25	5.56	2.62	6	4.83	2.56
Education*	67	7.37	2.23	26	6.08	2.83	8	8.63	1.60
Social protection*	70	6.60	2.37	25	4.60	2.75	6	5.00	2.76
Climate change	64	5.41	2.75	23	4.91	2.73	6	4.50	3.21
Agricultural development	67	6.67	2.41	23	6.70	2.20	9	7.00	3.12
Natural resource management	67	5.03	2.61	23	5.22	2.73	8	4.63	3.93
Innovation, science, research & development	70	8.06	1.71	24	8.08	2.12	7	8.14	1.35
Development of Russian regions	73	8.52	1.49	25	8.00	2.38	9	9.33	0.87

*Significantly different between locations

C. World Bank Group's Effectiveness and Results (continued)

How EFFECTIVE do you believe the World Bank Group is in terms of the work it does in the following areas of development in Russia? (1-Not effective at all, 10-Very effective)

	Moscow, St. Petersburg			Regional Capital			Other		
	N	Mean	SD	N	Mean	SD	N	Mean	SD
Anti corruption	33	3.64	1.93	11	4.82	2.48	2	3.00	2.83
Information and communications technology	29	5.14	2.18	14	6.36	2.62	3	6.67	0.58
Transport	31	5.10	2.23	7	4.57	2.64	2	5.00	1.41
Macroeconomic management	44	6.27	2.65	11	5.27	2.53	5	5.60	2.30
Law and justice	40	5.00	2.53	11	4.45	2.25	4	5.00	3.16
Urban development	34	5.53	2.08	17	6.41	2.96	5	5.40	2.07
Environmental sustainability	31	5.45	2.54	8	4.50	2.45	4	6.75	2.06
Regulatory framework	35	5.57	2.79	12	4.92	2.94	5	5.80	2.95
Communicable/non-communicable diseases	26	4.85	2.44	6	4.00	2.45	1	5.00	
Poverty reduction and boosting shared prosperity	36	5.42	2.58	12	5.25	2.99	4	6.75	2.06
Gender equity	28	5.43	2.49	7	5.00	3.37	4	7.00	1.83
Private sector development	43	5.60	2.52	13	5.85	2.97	6	6.33	3.27
Foreign direct investment	35	5.29	2.53	17	5.94	2.70	6	6.17	3.06
Water and sanitation	27	4.70	2.35	6	4.17	2.48	2	6.00	1.41
Trade and exports	28	5.75	2.32	9	5.67	3.00	3	6.00	2.65
Economic growth	42	5.74	2.52	15	5.93	2.66	4	4.00	2.71
Energy	29	5.34	2.39	10	5.40	3.03	1	4.00	
Disaster management	25	4.52	2.95	6	4.33	2.80	2	3.50	2.12
Public sector governance/reform	43	5.47	2.46	12	4.50	2.47	4	6.00	2.45
Job creation/employment	37	4.68	2.42	12	5.33	3.03	2	5.50	0.71
Access to finance, financial market development	35	5.91	2.68	16	5.88	2.73	5	6.80	3.03
Equality of opportunity	28	4.57	2.69	7	5.29	3.25	2	4.50	2.12
Health	35	5.43	2.36	7	4.57	2.76	2	5.50	0.71
Rural development	29	3.83	2.51	8	5.25	3.01	2	4.50	0.71
Global/regional integration	31	5.61	2.69	11	5.18	2.99	3	6.67	3.51
Food security	26	3.92	2.43	6	4.00	2.53	2	4.50	0.71
Education	39	5.15	2.53	10	4.10	2.38	4	6.75	2.06
Social protection	39	4.69	2.63	9	4.11	2.67	2	4.00	1.41
Climate change	24	5.00	2.50	8	5.13	2.95	3	6.00	2.65
Agricultural development	29	4.10	2.38	11	5.09	2.84	2	4.50	0.71
Natural resource management	24	4.13	2.69	9	5.11	2.71	1	6.00	
Innovation, science, research & development	32	4.78	2.04	13	5.23	2.68	1	5.00	
Development of Russian regions	41	5.05	2.41	17	5.35	2.29	3	5.33	2.31

Where are the World Bank Group's decisions made primarily that support the program in Russia? (Select only ONE response)

Percentage of Respondents	Moscow, St. Petersburg	Regional Capital	Other
At the Headquarters (in Washington D.C.)	57.1%	42.3%	87.5%
In the country	10.4%	11.5%	0.0%
Don't know	32.5%	46.2%	12.5%

C. World Bank Group's Effectiveness and Results (continued)

	Moscow, St. Petersburg			Regional Capital			Other		
	N	Mean	SD	N	Mean	SD	N	Mean	SD
To what extent does the World Bank Group's work help to achieve development results in Russia?	67	5.37	2.06	25	5.08	1.98	7	5.29	1.70

(1-To no degree at all, 10-To a very significant degree)

To what extent do you agree with the following statements about the World Bank Group in Russia?

(1-Strongly disagree, 10-Strongly agree)

	Moscow, St. Petersburg			Regional Capital			Other		
	N	Mean	SD	N	Mean	SD	N	Mean	SD
The World Bank's (IBRD) financial instruments meet the needs of Russia	58	6.53	2.31	23	6.13	2.42	6	7.00	2.00
The IFC's financial instruments meet the needs of Russia	52	6.71	2.48	16	6.06	2.52	4	7.75	2.22
The World Bank Group meets Russia's needs for knowledge services	65	6.80	2.40	25	6.32	2.59	7	7.29	1.25

	Moscow, St. Petersburg			Regional Capital			Other		
	N	Mean	SD	N	Mean	SD	N	Mean	SD
To what extent do you believe that Russia received value for money from the World Bank Group's reimbursable advisory services?	39	5.21	2.40	17	5.00	2.87	6	5.17	1.17
To what extent do you believe the World Bank Group's internal evaluation mechanisms hold the institution accountable for achieving results in Russia?	34	5.56	2.51	13	5.46	2.47	2	5.00	0.00

(1-To no degree at all, 10-To a very significant degree)

D. The World Bank Group's Knowledge Work and Activities**How frequently do you consult World Bank Group's knowledge work and activities in the work you do?**

Percentage of Respondents	Moscow, St. Petersburg	Regional Capital	Other
Weekly	10.3%	3.8%	0.0%
Monthly	21.8%	7.7%	25.0%
A few times a year	30.8%	38.5%	37.5%
Rarely	24.4%	38.5%	25.0%
Never	12.8%	11.5%	12.5%

In Russia, to what extent do you believe that the World Bank Group's knowledge work and activities:

(1-To no degree at all, 10-To a very significant degree)

	Moscow, St. Petersburg			Regional Capital			Other		
	N	Mean	SD	N	Mean	SD	N	Mean	SD
Are timely	60	6.62	2.13	21	5.90	2.62	5	6.80	1.10
Include appropriate level of stakeholder involvement during preparation	51	6.84	2.18	18	6.06	2.53	3	6.00	1.73
Are relevant to Russia's development priorities	63	7.08	2.07	22	6.77	2.47	5	7.20	2.68
Lead to practical solutions	61	5.48	2.34	22	5.50	2.61	5	7.00	2.74
Are accessible (well written and easy to understand)	59	6.59	2.32	19	6.05	2.95	6	6.17	2.56
Are source of relevant information on global good practices	65	7.32	2.22	20	5.90	2.95	6	7.33	1.37
Enhance your knowledge and/or skills*	65	7.29	2.32	23	5.52	2.83	6	7.67	1.51
Are adequately disseminated*	61	5.84	2.66	21	4.00	2.49	7	6.43	1.90
Are translated enough into Russian*	54	6.37	2.53	21	4.48	2.64	6	5.00	1.90
Are adaptable to Russia's specific development challenges and country circumstances	53	6.58	2.27	23	5.65	2.84	5	6.00	2.35

*Significantly different between locations

D. The World Bank Group's Knowledge Work and Activities (continued)

	Moscow, St. Petersburg			Regional Capital			Other		
	N	Mean	SD	N	Mean	SD	N	Mean	SD
Overall, how significant a contribution do you believe the World Bank Group's knowledge work and activities make to development results in your country?	66	6.45	2.30	21	6.00	2.68	7	7.29	1.70
Overall, how would you rate the technical quality of the World Bank Group's knowledge work and activities?	54	6.85	2.24	19	6.47	2.37	6	7.67	1.37

(1-Not significant at all, 10-Very significant; 1-Very low technical quality, 10-Very high technical quality)

E. Working with the World Bank Group

To what extent does each of the following aspects of the World Bank Group's technical assistance/advisory work contribute to solving Russia's development challenges? (1-To no degree at all, 10-To a very significant degree)

	Moscow, St. Petersburg			Regional Capital			Other		
	N	Mean	SD	N	Mean	SD	N	Mean	SD
Conceptualization	58	7.14	1.78	21	6.95	2.40	3	6.33	2.08
Design	59	6.51	2.15	20	6.55	2.46	3	6.67	2.52
Implementation	59	6.02	2.45	21	6.29	2.24	4	7.50	2.89
Evaluation	56	6.30	2.45	20	6.55	2.42	3	7.00	2.65

To what extent do you agree/disagree with the following statements? (1-Strongly disagree, 10-Strongly agree)

	Moscow, St. Petersburg			Regional Capital			Other		
	N	Mean	SD	N	Mean	SD	N	Mean	SD
The World Bank Group disburses funds promptly	44	5.14	2.58	14	5.29	2.89	2	6.00	0.00
The World Bank Group effectively monitors and evaluates the projects and programs it supports	54	6.93	2.14	18	6.56	2.15	2	6.00	1.41
The World Bank Group's approvals and reviews are done in a timely fashion	47	5.51	2.52	14	5.57	2.31	3	5.00	2.65
The World Bank Group's "Safeguard Policy" requirements are reasonable	32	6.19	2.44	7	6.29	2.63	3	5.67	2.08
The World Bank's (IBRD) conditions on its lending are reasonable	36	6.97	2.32	13	5.85	2.41	2	6.00	2.83
The IFC's conditions on its investments are reasonable	28	6.57	2.49	9	6.00	3.16	2	6.50	2.12
The World Bank Group takes decisions quickly in Russia	46	5.17	2.34	15	5.00	2.54	3	5.00	2.65
Working with the World Bank Group increases Russia's institutional capacity	60	7.05	2.50	19	7.11	2.45	3	7.00	3.61
The World Bank Group ensures consistency and continuity through staff changes	41	6.71	2.61	12	7.17	1.85	3	7.33	2.52
Where country systems are adequate, the World Bank Group makes appropriate use of them	30	6.83	2.29	8	6.63	3.02	3	4.33	4.93
The World Bank Group provides effective implementation support	47	7.34	2.28	17	7.06	2.33	3	7.67	2.31

Which of the following best describes the way the World Bank Group operates in Russia? (Select only ONE response)

Percentage of Respondents	Moscow, St. Petersburg	Regional Capital	Other
The World Bank Group takes too much risk in Russia	1.4%	4.8%	0.0%
The World Bank Group does not take enough risk in Russia	29.0%	14.3%	33.3%
The World Bank Group's approach to risk is appropriate	34.8%	33.3%	33.3%
Don't know	34.8%	47.6%	33.3%

F. The Future Role of the World Bank Group in Russia

Which of the following **SHOULD** the World Bank Group do to make itself of greater value in Russia?
(Choose no more than TWO)

Percentage of Respondents (Responses Combined)	Moscow, St. Petersburg	Regional Capital	Other
Provide more adequate data/knowledge/statistics/figures on Russia's economy	18.7%	7.4%	0.0%
Collaborate more effectively with Government clients	26.7%	18.5%	25.0%
Offer more innovative financial products	4.0%	3.7%	0.0%
Improve the competitiveness of its financing compared to markets	17.3%	22.2%	0.0%
Focus more on development of Russian regions*	20.0%	55.6%	25.0%
Reach out more to groups outside of Government	24.0%	18.5%	0.0%
Improve the quality of its experts as related to Russia's specific challenges	16.0%	3.7%	0.0%
Offer more innovative knowledge services	12.0%	18.5%	0.0%
Expand country-based staff presence	2.7%	0.0%	0.0%
Ensure greater selectivity in its work	0.0%	0.0%	0.0%
Increase the level of capacity development in the country	4.0%	7.4%	25.0%
Reduce the complexity of obtaining World Bank Group financing*	12.0%	3.7%	50.0%
Increase availability of reimbursable advisory services	1.3%	0.0%	0.0%
Provide more services in Russian language	2.7%	11.1%	25.0%
Provide more investment and support to the private sector	18.7%	18.5%	50.0%
Work faster	5.3%	0.0%	0.0%
Increase availability of investment guarantees	5.3%	3.7%	0.0%
Other	4.0%	0.0%	0.0%

*Significantly different between locations

When considering the combination of services that the World Bank Group offers in Russia, and taking into account its limited level of resources, which **ONE** of the following do you believe the World Bank Group should offer more of in Russia? (Select only ONE response)

Percentage of Respondents	Moscow, St. Petersburg	Regional Capital	Other
Financial services	25.3%	25.9%	25.0%
Knowledge products	56.0%	55.6%	50.0%
Convening services	2.7%	0.0%	0.0%
None of the above	1.3%	7.4%	0.0%
The combination is appropriate for Russia	2.7%	3.7%	0.0%
Don't know	12.0%	7.4%	25.0%

G. Russia's Role as a Global Donor for Development

In general, do you approve of Russia providing assistance to developing/poor countries? (Select only ONE response)*

Percentage of Respondents	Moscow, St. Petersburg	Regional Capital	Other
Yes	44.2%	11.1%	0.0%
Somewhat yes	31.2%	66.7%	100.0%
Somewhat no	11.7%	18.5%	0.0%
No	2.6%	3.7%	0.0%
It is of no importance for me	1.3%	0.0%	0.0%
Don't know	9.1%	0.0%	0.0%

*Significantly different between locations

In your opinion, which of the following is the most effective way for Russia to provide aid to developing/poor countries? (Select only ONE response)

Percentage of Respondents	Moscow, St. Petersburg	Regional Capital	Other
When Russia provides it directly to these developing/poor countries	33.8%	29.6%	50.0%
When Russia participates in international programs in cooperation with international organizations	46.8%	66.7%	50.0%
Don't know	19.5%	3.7%	0.0%

G. Russia's Role as a Global Donor for Development (continued)

The Russian Government may have various objectives in helping developing/poor countries. Which objectives listed below do you consider the most important for Russia? (Choose no more than TWO)

Percentage of Respondents (Responses Combined)	Moscow, St. Petersburg	Regional Capital	Other
To reduce extreme poverty	20.8%	11.1%	50.0%
To lay the foundations for long-term sustainable development of developing/poor countries	45.5%	48.1%	50.0%
To extend the circle of countries friendly to Russia	35.1%	22.2%	50.0%
To increase influence within Russia	3.9%	0.0%	0.0%
To increase Russia's influence and prestige in the world	20.8%	40.7%	25.0%
To create favorable conditions for promoting Russian goods and Russian businesses in these countries	28.6%	37.0%	0.0%
To reduce threats of terrorism and drug trafficking between Russia and neighboring countries	28.6%	33.3%	25.0%
Other	0.0%	0.0%	0.0%
Don't know	3.9%	0.0%	0.0%

To what extent do you agree or disagree with the following statements about Russia's assistance to developing/poor countries? (1-Fully disagree, 4-Fully agree)

	Moscow, St. Petersburg			Regional Capital			Other		
	N	Mean	SD	N	Mean	SD	N	Mean	SD
Active involvement in providing aid to developing/poor countries is an important characteristic of a modern developed country	73	3.44	.75	27	3.37	.69	3	3.33	.58
By helping to improve living conditions in neighboring developing/poor countries, Russia can reduce the flows of migrants to its territory	73	3.01	.87	27	3.15	.95	3	3.00	.00
Russian aid should go to its neighboring countries because we have common values and traditions in contrast to countries in Asia, Africa and Latin America	72	2.99	.91	27	2.89	.80	3	2.67	1.53
While helping developing/poor countries, Russia should collaborate with other developed countries and international organizations because it is more effective in terms of achieving results	71	3.55	.63	25	3.32	.85	3	3.00	1.00
While making decisions about whether to provide aid to developing/poor countries, Russia should be guided primarily by its own interests	73	3.07	.87	26	3.38	.70	3	3.00	.00
Russia should help primarily its neighboring poor countries, such as Tajikistan, Kyrgyzstan, because instability in these countries poses a threat to Russia	69	3.07	.90	27	3.22	.80	3	2.00	.00
Russia should help developing/poor countries because it would promote Russian businesses in these countries and expand markets for Russian goods	72	2.99	.90	27	3.15	.66	3	3.00	.00
Russia should help developing/poor countries regardless of their geographical location*	71	2.38	.96	27	2.26	.90	3	4.00	.00

*Significantly different between locations

H. Communication and Information Sharing

How do you get most of your information about economic and social development issues in Russia?
(Choose no more than TWO)

Percentage of Respondents (Responses Combined)	Moscow, St. Petersburg	Regional Capital	Other
Local newspapers	23.1%	3.7%	0.0%
International newspapers	7.7%	7.4%	0.0%
Local radio	2.6%	0.0%	0.0%
International radio	0.0%	3.7%	0.0%
Local television	10.3%	22.2%	33.3%
International television	10.3%	14.8%	0.0%
Periodicals	30.8%	22.2%	0.0%
Internet	83.3%	81.5%	100.0%
Social media (e.g., Facebook, Twitter, Youtube, Flickr)*	10.3%	29.6%	33.3%
Blogs	3.8%	3.7%	0.0%
Mobile phones	0.0%	0.0%	0.0%
Instant messaging	0.0%	0.0%	0.0%
Other	6.4%	3.7%	0.0%

*Significantly different between locations

How would you prefer to receive information from the World Bank Group? (Choose no more than TWO)

Percentage of Respondents (Responses Combined)	Moscow, St. Petersburg	Regional Capital	Other
Blogs	2.6%	7.4%	0.0%
Direct contact with World Bank Group (i.e., face to face meetings/discussions)	39.5%	22.2%	33.3%
e-Newsletters	35.5%	37.0%	33.3%
Instant messaging	3.9%	7.4%	0.0%
World Bank Group's seminars/workshops/conferences*	23.7%	18.5%	100.0%
World Bank Group's publications and other written materials	25.0%	29.6%	33.3%
Mobile phones	2.6%	0.0%	0.0%
Social media (e.g., Facebook, Twitter, Youtube, Flickr)	7.9%	22.2%	0.0%
World Bank Group's website	44.7%	40.7%	0.0%
Other	1.3%	3.7%	0.0%

*Significantly different between locations

Are you aware of the World Bank Group's Access to Information Policy under which the WBG will now disclose any information in its possession that is not on a list of exceptions?

Percentage of Respondents	Moscow, St. Petersburg	Regional Capital	Other
Yes	32.1%	40.7%	50.0%
No	67.9%	59.3%	50.0%

Have you requested information from the World Bank Group on its activities in the past year?

Percentage of Respondents	Moscow, St. Petersburg	Regional Capital	Other
Yes	18.2%	7.4%	0.0%
No	81.8%	92.6%	100.0%

Were you able to obtain this information?

Percentage of Respondents	Moscow, St. Petersburg	Regional Capital	Other
Yes	93.3%	100.0%	0.0%
No	6.7%	0.0%	0.0%

Do you have access to the Internet?

Percentage of Respondents	Moscow, St. Petersburg	Regional Capital	Other
Yes	98.7%	100.0%	100.0%
No	1.3%	0.0%	0.0%

H. Communication and Information Sharing (continued)**Do you use/have you used the World Bank Group website?**

Percentage of Respondents	Moscow, St. Petersburg	Regional Capital	Other
Yes	75.3%	59.3%	100.0%
No	24.7%	40.7%	0.0%

Which do you primarily use?*

Percentage of Respondents	Moscow, St. Petersburg	Regional Capital	Other
The World Bank Group's country website	43.1%	81.3%	50.0%
The World Bank Group's main website	56.9%	18.8%	50.0%

Significantly different between locations*Which Internet connection do you use primarily when visiting a World Bank Group website?***

Percentage of Respondents	Moscow, St. Petersburg	Regional Capital	Other
High speed	96.6%	93.8%	50.0%
Dial-up	3.4%	6.3%	50.0%

Significantly different between locations*Please rate how much you agree with the following statements. (1-Strongly disagree, 10-Strongly agree)**

	Moscow, St. Petersburg			Regional Capital			Other		
	N	Mean	SD	N	Mean	SD	N	Mean	SD
I use/consult World Bank Group's data more often than I did a few years ago	70	5.89	3.16	22	5.05	3.09	1	8.00	
I find the World Bank Group's websites easy to navigate	56	6.93	2.13	16	7.06	1.84	2	7.00	4.24
I find the information on the World Bank Group's websites useful	57	8.21	1.63	16	7.69	1.70	2	8.50	2.12
The World Bank Group's social media channels are valuable sources of information about the institution	50	4.44	3.05	18	5.78	2.90	2	6.50	4.95
When I need information from the World Bank Group I know how to find it	73	7.44	2.24	27	7.04	2.62	1	6.00	
The World Bank Group is responsive to my information requests and inquiries	39	7.64	2.39	12	6.92	2.31	1	6.00	

I. Background Information**Currently, do you professionally collaborate/work with the World Bank Group in your country?***

Percentage of Respondents	Moscow, St. Petersburg	Regional Capital	Other
Yes	54.5%	22.2%	100.0%
No	45.5%	77.8%	0.0%

Significantly different between locations*Which of the following agencies of the World Bank Group do you work with in Russia? (Select all that apply)**

Percentage of Respondents (Responses Combined)	Moscow, St. Petersburg	Regional Capital	Other
The World Bank (IBRD)*	51.3%	26.9%	100.0%
The International Finance Corporation (IFC)	22.4%	3.8%	0.0%
The Multilateral Investment Guarantee Agency (MIGA)	1.3%	0.0%	0.0%
None*	35.5%	69.2%	0.0%

**Significantly different between locations*

I. Background Information (continued)**Which of the following describes most of your exposure to the World Bank Group in Russia? (Choose no more than TWO)**

Percentage of Respondents (Responses Combined)	Moscow, St. Petersburg	Regional Capital	Other
Observer (i.e., follow in media, discuss in informal conversations, etc.)*	13.2%	38.5%	50.0%
Use World Bank Group reports/data	51.3%	34.6%	0.0%
Engage in World Bank Group related/sponsored events/activities	32.9%	23.1%	0.0%
Collaborate as part of my professional duties	36.8%	26.9%	0.0%
Use World Bank Group website for information, data, research, etc.	38.2%	26.9%	100.0%

*Significantly different between locations

Appendix D: Responses to All Questions by Levels of Collaboration

Collaborators N=50 ● Non-Collaborators N=56

A. General Issues facing Russia

In general would you say that Russia is headed in ...?*

Percentage of Respondents	Collaborators	Non-collaborators
The right direction	45.7%	30.9%
The wrong direction	28.3%	61.8%
Not sure	26.1%	7.3%

*Significantly different between stakeholders who do and do not collaborate with the World Bank Group professionally

Listed below are a number of development priorities in Russia. Please identify which of the following you consider the most important development priorities in Russia? (Choose no more than THREE)

Percentage of Respondents (Responses Combined)	Collaborators	Non-collaborators
Social protection	17.0%	16.1%
Transport	10.6%	5.4%
Public sector governance/reform	40.4%	41.1%
Global/regional integration	4.3%	0.0%
Gender equity	0.0%	0.0%
Private sector development	25.5%	26.8%
Foreign direct investment	2.1%	5.4%
Water and sanitation	0.0%	0.0%
Anti corruption	34.0%	33.9%
Job creation/employment	8.5%	3.6%
Rural development	6.4%	5.4%
Access to finance, financial market development	6.4%	3.6%
Urban development	6.4%	5.4%
Environmental sustainability	4.3%	5.4%
Equality of opportunity	2.1%	7.1%
Health	8.5%	7.1%
Macroeconomic management	6.4%	5.4%
Education	21.3%	28.6%
Poverty reduction	2.1%	3.6%
Energy	2.1%	1.8%
Food security	0.0%	1.8%
Climate change	0.0%	0.0%
Agricultural development	6.4%	3.6%
Trade and exports	0.0%	0.0%
Development of Russian regions	19.1%	12.5%
Economic growth	17.0%	8.9%
Law and justice	29.8%	35.7%
Regulatory framework	0.0%	0.0%
Communicable/non-communicable diseases	0.0%	0.0%
Natural resource management	2.1%	5.4%
Disaster management	0.0%	0.0%
Information and communications technology	0.0%	3.6%
Innovation, science, research & development	14.9%	21.4%

A. General Issues facing Russia (continued)

Poverty reduction is a broad term that encompasses work in many different areas. Which **THREE** areas of development listed below do you believe would contribute most to reducing poverty and increasing well-being of the population in Russia? (Choose no more than THREE)

Percentage of Respondents (Responses Combined)	Collaborators	Non-collaborators
Water and sanitation	0.0%	1.8%
Equality of opportunity	8.5%	21.4%
Economic growth	29.8%	41.1%
Climate change	0.0%	0.0%
Global/regional integration	2.1%	1.8%
Gender equity	0.0%	0.0%
Rural development	17.0%	12.5%
Urban development	4.3%	3.6%
Regulatory framework	0.0%	3.6%
Social protection	19.1%	21.4%
Law and justice	14.9%	10.7%
Transport	0.0%	0.0%
Development of Russian regions	29.8%	14.3%
Communicable/non-communicable diseases	0.0%	0.0%
Information and communications technology	0.0%	0.0%
Innovation, science, research & development	12.8%	12.5%
Anti corruption	23.4%	39.3%
Private sector development*	51.1%	32.1%
Foreign direct investment	0.0%	1.8%
Education	21.3%	25.0%
Energy	0.0%	0.0%
Public sector governance/reform	21.3%	21.4%
Natural resource management	0.0%	0.0%
Environmental sustainability	2.1%	0.0%
Disaster management	0.0%	0.0%
Health	4.3%	8.9%
Agricultural development*	8.5%	0.0%
Job creation/employment	17.0%	12.5%
Access to finance, financial market development	8.5%	3.6%
Trade and exports	2.1%	0.0%
Food security	0.0%	1.8%
Macroeconomic management	2.1%	5.4%

*Significantly different between stakeholders who do and do not collaborate with the World Bank Group professionally

A. General Issues facing Russia (continued)

Economic growth can be driven by a number of factors. Which THREE areas below do you believe would contribute most to generating economic growth in Russia? (Choose no more than THREE)

Percentage of Respondents (Responses Combined)	Collaborators	Non-collaborators
Energy	6.4%	3.6%
Gender equity	0.0%	3.6%
Equality of opportunity	2.1%	9.1%
Social protection	0.0%	0.0%
Global/regional integration	6.4%	9.1%
Climate change	0.0%	0.0%
Anti corruption	29.8%	38.2%
Disaster management	0.0%	1.8%
Rural development	8.5%	1.8%
Foreign direct investment	12.8%	10.9%
Urban development	8.5%	3.6%
Water and sanitation	0.0%	0.0%
Education	17.0%	14.5%
Development of Russian regions	19.1%	14.5%
Information and communications technology	4.3%	3.6%
Regulatory framework	2.1%	3.6%
Communicable/non-communicable diseases	0.0%	0.0%
Trade and exports	4.3%	3.6%
Public sector governance/reform	27.7%	34.5%
Private sector development	46.8%	34.5%
Job creation/employment	12.8%	16.4%
Agricultural development	2.1%	3.6%
Food security	0.0%	1.8%
Transport	10.6%	3.6%
Natural resource management	0.0%	5.5%
Environmental sustainability	0.0%	0.0%
Health	4.3%	3.6%
Law and justice	21.3%	27.3%
Macroeconomic management	8.5%	10.9%
Innovation, science, research & development	23.4%	21.8%
Access to finance, financial market development	21.3%	10.9%

When thinking about the idea of “shared prosperity” in your country, which of the following TWO best illustrate how this would be achieved in Russia? (Choose no more than TWO)

Percentage of Respondents (Responses Combined)	Collaborators	Non-collaborators
Better employment opportunities for young people	8.5%	5.4%
Better employment opportunities for women	0.0%	1.8%
Greater access to micro-finance for the financially under-served*	8.5%	0.0%
Greater voice and participation for citizens to help ensure greater accountability*	19.1%	37.5%
Greater access to health and nutrition for citizens	2.1%	3.6%
Better entrepreneurial opportunities	42.6%	41.1%
A growing middle class	27.7%	35.7%
Better opportunity for the poor who live in rural areas	12.8%	3.6%
Better opportunity for the poor who live in urban areas	0.0%	1.8%
Sustainable economic growth	36.2%	37.5%
More reliable social safety net*	8.5%	0.0%
Greater equity of fiscal policy	6.4%	3.6%
Education and training that better ensure job opportunity	17.0%	17.9%
Better quality public services	8.5%	5.4%
Other	0.0%	5.4%

*Significantly different between stakeholders who do and do not collaborate with the World Bank Group professionally

B. Overall Attitudes toward the World Bank Group

There are several institutions in the World Bank Group that work in developing countries around the world. How familiar are you with their work in Russia? (1-Not familiar at all, 10-Extremely familiar)

Currently, do you professionally collaborate/work with the World Bank Group in your country?	Yes			No		
	N	Mean	SD	N	Mean	SD
The World Bank (IBRD)*	48	7.81	1.81	56	5.39	2.70
International Finance Corporation (IFC)*	47	5.43	2.78	56	2.96	2.18

*Significantly different between stakeholders who do and do not collaborate with the World Bank Group professionally

Overall, please rate your impression of the World Bank Group member organization's effectiveness in Russia. (1-Not effective at all, 10-Very effective)

Currently, do you professionally collaborate/work with the World Bank Group in your country?	Yes			No		
	N	Mean	SD	N	Mean	SD
The World Bank (IBRD)*	39	6.67	1.77	42	5.38	2.17
International Finance Corporation (IFC)*	22	5.68	2.23	24	3.63	2.32

*Significantly different between stakeholders who do and do not collaborate with the World Bank Group professionally

To what extent do you believe the World Bank Group's staff is well prepared (e.g., skills and knowledge) to help Russia solve its most complicated development challenges? (1-To no degree at all, 10-To a very significant degree)

Currently, do you professionally collaborate/work with the World Bank Group in your country?	Yes			No		
	N	Mean	SD	N	Mean	SD
The World Bank (IBRD)	41	7.20	1.90	37	6.27	2.31
International Finance Corporation (IFC)*	24	7.25	2.21	20	4.70	2.68

*Significantly different between stakeholders who do and do not collaborate with the World Bank Group professionally

B. Overall Attitudes toward the World Bank Group (continued)

When thinking about how the World Bank Group can have the most impact on development results in Russia, in which sectoral areas do you believe the World Bank Group should focus most of its resources (financial and knowledge services) in Russia? (Choose no more than THREE)

Percentage of Respondents (Responses Combined)	Collaborators	Non-collaborators
Social protection	4.3%	9.1%
Public sector governance/reform	42.6%	43.6%
Transport	17.0%	5.5%
Poverty reduction	6.4%	9.1%
Global/regional integration	6.4%	14.5%
Gender equity	0.0%	1.8%
Macroeconomic management	4.3%	7.3%
Private sector development	23.4%	25.5%
Rural development	8.5%	1.8%
Foreign direct investment	14.9%	7.3%
Water and sanitation	2.1%	1.8%
Energy	2.1%	1.8%
Job creation/employment	6.4%	5.5%
Access to finance, financial market development	23.4%	14.5%
Innovation, science, research & development	10.6%	14.5%
Urban development	4.3%	5.5%
Environmental sustainability	8.5%	1.8%
Equality of opportunity	2.1%	3.6%
Health	4.3%	1.8%
Education	10.6%	16.4%
Food security	2.1%	0.0%
Climate change	0.0%	0.0%
Agricultural development	4.3%	3.6%
Trade and exports	2.1%	5.5%
Economic growth	10.6%	10.9%
Law and justice	19.1%	20.0%
Regulatory framework	2.1%	3.6%
Communicable/non-communicable diseases	0.0%	0.0%
Natural resource management	0.0%	0.0%
Anti corruption	14.9%	27.3%
Information and communications technology	4.3%	9.1%
Development of Russian regions	31.9%	21.8%
Disaster management	0.0%	0.0%

When thinking about the World Bank Group's role, which activity do you believe is of greatest VALUE and which activity is of second greatest value in Russia?

Greatest Value Percentage of Respondents	Collaborators	Non-collaborators
Convening/facilitating	0.0%	3.6%
Data	6.3%	5.5%
Policy advice, studies, analyses	31.3%	29.1%
Reimbursable advisory services	0.0%	0.0%
Financial resources*	29.2%	5.5%
Capacity development*	4.2%	18.2%
Technical assistance	8.3%	7.3%
Investment guarantees	6.3%	9.1%
Regional and global donor for development	12.5%	14.5%
Linkage to non-Bank expertise	2.1%	5.5%
Other	0.0%	1.8%

*Significantly different between stakeholders who do and do not collaborate with the World Bank Group professionally

B. Overall Attitudes toward the World Bank Group (continued)

When thinking about the World Bank Group's role, which activity do you believe is of greatest VALUE and which activity is of second greatest value in Russia?

2nd Greatest Value		
Percentage of Respondents	Collaborators	Non-collaborators
Convening/facilitating	10.4%	9.1%
Data	8.3%	7.3%
Policy advice, studies, analyses	14.6%	18.2%
Reimbursable advisory services	2.1%	1.8%
Financial resources	16.7%	14.5%
Capacity development	8.3%	7.3%
Technical assistance	8.3%	16.4%
Investment guarantees	10.4%	18.2%
Regional and global donor for development	12.5%	3.6%
Linkage to non-Bank expertise	8.3%	3.6%
Other	0.0%	0.0%

How effectively do the World Bank Group's activities below support Russia's efforts to achieve development results?

(1-Not effective at all, 10-Very effective)

Currently, do you professionally collaborate/work with the World Bank Group in your country?	Yes			No		
	N	Mean	SD	N	Mean	SD
Convening/facilitating*	37	6.70	2.58	33	5.52	2.03
Data	44	7.14	1.98	35	6.46	2.20
Policy advice, studies, analyses	44	6.98	2.29	38	6.42	2.36
Reimbursable advisory services	29	5.48	2.21	25	5.24	2.24
Financial resources	42	6.95	2.28	37	5.92	2.45
Technical assistance	40	6.88	2.31	30	6.47	2.15
Investment guarantees	32	6.78	2.77	27	5.89	2.86
Regional and global donor for development	37	7.16	2.36	31	6.29	2.73
Linkage to non-Bank expertise	31	6.74	2.94	23	6.30	2.08

*Significantly different between stakeholders who do and do not collaborate with the World Bank Group professionally

The World Bank Group can provide capacity building support in a number of ways in Russia. To which degree would Russia benefit, if capacity building were to support...? (1-To no degree at all, 10-To a very significant degree)

Currently, do you professionally collaborate/work with the World Bank Group in your country?	Yes			No		
	N	Mean	SD	N	Mean	SD
Groups outside of government to help them more effectively engage and participate in development efforts	46	6.83	2.62	51	7.08	2.88
The public sector, related to implementation of specific development projects on the ground*	47	7.49	1.74	52	5.90	2.65
The public sector, related to changing institutions*	46	7.17	2.32	50	5.90	2.60
The private sector, related to improving companies and policy change	46	7.78	2.23	51	7.14	2.11

*Significantly different between stakeholders who do and do not collaborate with the World Bank Group professionally

When thinking about how to improve capacity building in Russia to help ensure better development results, looking forward, how IMPORTANT is it for the World Bank Group to be involved in the following aspects of capacity building?

(1-Not important at all, 10-Very important)

Currently, do you professionally collaborate/work with the World Bank Group in your country?	Yes			No		
	N	Mean	SD	N	Mean	SD
Project implementation*	38	7.87	1.47	29	6.93	2.14
Citizen engagement	39	7.03	2.30	42	7.69	2.09
Policy design	40	7.70	1.77	39	7.33	2.03

*Significantly different between stakeholders who do and do not collaborate with the World Bank Group professionally

B. Overall Attitudes toward the World Bank Group (continued)

Which of the following do you identify as the World Bank Group's greatest WEAKNESSES in its work in Russia?
(Choose no more than TWO)

Percentage of Respondents (Responses Combined)	Collaborators	Non-collaborators
Staff too inaccessible	0.0%	7.1%
Not exploring alternative policy options	0.0%	5.4%
Not adequately sensitive to political/social realities in Russia	10.2%	21.4%
Not enough public disclosure of its work	20.4%	10.7%
Arrogant in its approach	4.1%	3.6%
Not aligned with country priorities	6.1%	14.3%
The credibility of its knowledge/data	0.0%	0.0%
World Bank Group's processes too complex	20.4%	10.7%
Not willing to honestly criticize policies and reform efforts in the country	14.3%	17.9%
Too influenced by developed countries	22.4%	17.9%
Imposing technocratic solutions without regard to political realities	4.1%	5.4%
World Bank Group's processes too slow*	20.4%	7.1%
Too bureaucratic in its operational policies and procedures	16.3%	8.9%
Not aligned with other development partners' work	4.1%	0.0%
Not collaborating enough with non-state actors*	6.1%	23.2%
Not client focused	4.1%	0.0%
Other	6.1%	0.0%
Don't know	14.3%	19.6%

*Significantly different between stakeholders who do and do not collaborate with the World Bank Group professionally

Which World Bank Group's instruments do you believe are the MOST effective in reducing poverty in Russia?
(Choose no more than TWO)

Percentage of Respondents (Responses Combined)	Collaborators	Non-collaborators
Capacity development	20.8%	19.6%
Investment guarantees	29.2%	21.4%
Knowledge products/services	29.2%	35.7%
Investment lending to public sector*	22.9%	5.4%
Investment lending to private sector	29.2%	30.4%
Technical assistance	39.6%	53.6%
Trust Fund management	0.0%	3.6%
Other	0.0%	1.8%
Don't know	6.3%	8.9%

*Significantly different between stakeholders who do and do not collaborate with the World Bank Group professionally

Which TWO of the following groups should the World Bank Group collaborate with more in your country to ensure better development results there? (Choose no more than TWO)

Percentage of Respondents (Responses Combined)	Collaborators	Non-collaborators
Academia/think tanks/research institutes*	20.4%	41.1%
Community of development partners	14.3%	14.3%
Media	8.2%	10.7%
NGOs*	4.1%	30.4%
Federal Government	28.6%	23.2%
Private sector	42.9%	30.4%
Parliament	2.0%	3.6%
Community Based Organizations	10.2%	17.9%
Beneficiaries	2.0%	0.0%
Foundations*	12.2%	1.8%
Regional Governments*	49.0%	16.1%
Other	0.0%	0.0%
Don't know	2.0%	3.6%

*Significantly different between stakeholders who do and do not collaborate with the World Bank Group professionally

B. Overall Attitudes toward the World Bank Group (continued)

To what extent do you agree with the following statements about the World Bank Group's work in Russia?

(1-Strongly disagree, 10-Strongly agree)

Currently, do you professionally collaborate/work with the World Bank Group in your country?	Yes			No		
	N	Mean	SD	N	Mean	SD
Overall the World Bank Group currently plays a relevant role in development in Russia*	47	5.49	2.36	45	4.33	2.33
The World Bank Group's work is aligned with what I consider the development priorities for Russia*	47	6.74	2.38	43	5.28	2.41
The World Bank Group supports programs and strategies that are realistic for Russia*	46	6.76	2.38	37	5.24	2.31
The World Bank Group treats clients and stakeholders in Russia with respect*	46	8.39	1.58	39	6.23	2.68

*Significantly different between stakeholders who do and do not collaborate with the World Bank Group professionally

To what extent is the World Bank Group an effective development partner in Russia in terms of each of the following?

(1-To no degree at all, 10-To a very significant degree)

Currently, do you professionally collaborate/work with the World Bank Group in your country?	Yes			No		
	N	Mean	SD	N	Mean	SD
Responsiveness*	41	5.98	2.30	32	4.94	2.09
Flexibility (in terms of the World Bank Group's products and services)*	42	6.40	1.91	29	4.93	1.98
Flexibility (in terms of changing country circumstances)*	43	6.44	2.10	35	4.71	2.15
Being inclusive*	43	6.21	2.40	36	4.78	2.33
Openness*	48	7.21	2.18	41	5.90	2.60
Staff accessibility*	47	7.62	1.94	32	5.72	3.02
Straightforwardness and honesty*	46	7.57	2.00	29	5.76	2.52
Ease of access to the people at the World Bank Group who are making decisions important to my work*	46	7.39	2.33	29	5.52	2.87
Collaboration with NGOs and think tanks*	32	7.00	2.03	36	5.06	1.91
Collaboration with the private sector*	32	5.66	2.36	29	4.55	1.92
Collaboration with the Government*	41	7.12	2.14	35	6.09	2.06
Collaboration with other development partners	24	6.75	2.05	26	5.81	2.21
The speed in which it gets things accomplished on the ground*	38	6.00	2.31	30	4.67	2.01
Being a long-term partner*	39	8.23	1.53	32	6.84	2.22

*Significantly different between stakeholders who do and do not collaborate with the World Bank Group professionally

To be a more effective development partner in Russia, do you believe that the World Bank Group should have... ?

(Select only ONE response)

Percentage of Respondents	Collaborators	Non-collaborators
More local presence	57.1%	63.6%
The current level of local presence is adequate	32.7%	21.8%
Less local presence	2.0%	1.8%
Don't know	8.2%	12.7%

B. Overall Attitudes toward the World Bank Group (continued)

When World Bank Group assisted reform efforts fail or are slow to take place, which of the following would you attribute this to? (Choose no more than TWO)

Percentage of Respondents (Responses Combined)	Collaborators	Non-collaborators
The World Bank Group does not do adequate follow through/follow-up	6.4%	3.7%
There is not an adequate level of citizen/civil society participation*	6.4%	35.2%
The World Bank Group is not sensitive enough to political/social realities on the ground*	31.9%	51.9%
Lack of/inadequate levels of capacity in Government	21.3%	18.5%
Poor coordination of development partners	10.6%	9.3%
The World Bank Group works too slowly*	19.1%	3.7%
The Government works inefficiently	21.3%	27.8%
Political pressures and obstacles	23.4%	25.9%
Reforms are not well thought out in light of country challenges	21.3%	14.8%
Other	8.5%	3.7%

*Significantly different between stakeholders who do and do not collaborate with the World Bank Group professionally

C. World Bank Group's Effectiveness and Results

In your opinion, how IMPORTANT is it for the World Bank Group to be involved in the following areas of development in Russia? (1-Not important at all, 10-Very important)

Currently, do you professionally collaborate/work with the World Bank Group in your country?	Yes			No		
	N	Mean	SD	N	Mean	SD
Anti corruption	45	7.38	2.98	53	7.91	2.84
Information and communications technology*	45	7.04	2.16	52	7.98	2.18
Transport	43	7.63	2.15	52	7.04	2.42
Macroeconomic management	46	6.98	2.59	51	7.47	2.11
Law and justice	45	7.53	2.39	51	7.59	2.72
Urban development	43	7.60	1.77	48	7.42	2.57
Environmental sustainability	43	7.21	2.03	46	7.46	2.38
Regulatory framework	45	7.22	2.04	48	7.25	2.12
Communicable/non-communicable diseases	40	5.65	2.61	42	5.74	2.78
Poverty reduction and boosting shared prosperity	47	6.89	2.37	49	6.98	2.50
Gender equity	42	4.36	2.43	47	5.02	2.58
Private sector development	46	8.11	2.00	50	8.04	2.07
Foreign direct investment	45	8.33	2.06	48	7.75	2.21
Water and sanitation	44	6.00	2.52	44	5.77	2.51
Trade and exports	43	6.63	2.73	44	5.70	2.43
Economic growth	45	8.22	1.95	47	7.38	2.42
Energy	43	6.74	2.29	45	5.93	2.51
Disaster management	43	5.02	2.91	44	5.66	2.78
Public sector governance/reform	47	7.34	2.82	50	7.42	2.58
Job creation/employment	43	7.19	2.51	47	6.83	2.50
Access to finance, financial market development	43	7.98	1.91	49	7.47	2.35
Equality of opportunity	43	6.19	2.86	46	6.70	2.62
Health	41	7.24	1.96	50	7.26	2.46
Rural development*	43	8.07	1.89	49	6.49	2.65
Global/regional integration	40	6.60	2.28	44	7.27	2.40
Food security	43	5.86	2.55	46	5.30	2.69
Education	43	6.84	2.21	49	7.18	2.71
Social protection	44	6.59	2.52	50	5.62	2.67
Climate change	42	5.55	2.92	44	5.07	2.57
Agricultural development*	45	7.51	2.25	45	5.96	2.24
Natural resource management	43	5.35	2.69	46	4.72	2.47
Innovation, science, research & development	44	7.93	1.80	49	8.20	1.85
Development of Russian regions	45	8.76	1.35	53	8.09	2.02

*Significantly different between stakeholders who do and do not collaborate with the World Bank Group professionally

C. World Bank Group's Effectiveness and Results (continued)

How EFFECTIVE do you believe the World Bank Group is in terms of the work it does in the following areas of development in Russia? (1-Not effective at all, 10-Very effective)

Currently, do you professionally collaborate/work with the World Bank Group in your country?	Yes			No		
	N	Mean	SD	N	Mean	SD
Anti corruption	20	3.95	1.96	23	3.96	2.33
Information and communications technology	22	5.82	2.08	22	5.32	2.63
Transport	24	5.46	2.08	15	4.33	2.41
Macroeconomic management	31	6.42	2.59	23	5.61	2.74
Law and justice	25	5.28	2.64	26	4.50	2.27
Urban development*	28	6.50	2.01	24	5.00	2.59
Environmental sustainability*	23	6.09	2.47	17	4.35	2.40
Regulatory framework	27	5.74	2.67	21	5.00	2.93
Communicable/non-communicable diseases	14	5.07	2.70	18	4.39	2.23
Poverty reduction and boosting shared prosperity	24	5.96	2.27	24	4.79	2.92
Gender equity	15	6.20	2.34	20	4.70	2.72
Private sector development	28	5.89	2.63	28	5.43	2.60
Foreign direct investment	26	5.62	2.65	26	5.38	2.55
Water and sanitation	17	5.18	2.16	17	4.06	2.38
Trade and exports*	20	6.70	2.05	17	4.59	2.45
Economic growth	30	5.87	2.40	27	5.70	2.71
Energy	22	5.45	2.15	17	5.24	3.01
Disaster management	15	4.87	3.50	16	4.13	2.19
Public sector governance/reform	27	5.63	2.56	29	4.93	2.34
Job creation/employment	25	5.08	2.45	24	4.58	2.70
Access to finance, financial market development	25	6.28	2.57	26	5.54	2.76
Equality of opportunity	16	4.94	3.09	19	4.53	2.55
Health	21	5.86	2.15	21	4.71	2.57
Rural development	20	4.20	2.93	17	4.06	2.36
Global/regional integration	20	6.15	2.70	22	4.91	2.71
Food security	17	4.24	2.68	15	3.60	2.10
Education*	25	5.72	2.46	24	4.13	2.35
Social protection	25	4.80	2.71	23	4.35	2.55
Climate change	15	5.67	2.41	17	4.47	2.65
Agricultural development	22	4.36	2.44	18	4.39	2.68
Natural resource management	16	4.56	3.01	17	4.24	2.44
Innovation, science, research & development	21	5.29	1.95	24	4.58	2.43
Development of Russian regions	31	5.32	2.33	28	4.89	2.38

*Significantly different between stakeholders who do and do not collaborate with the World Bank Group professionally

Where are the World Bank Group's decisions made primarily that support the program in Russia? (Select only ONE response)*

Percentage of Respondents	Collaborators	Non-collaborators
At the Headquarters (in Washington D.C.)	65.3%	43.6%
In the country	12.2%	9.1%
Don't know	22.4%	47.3%

*Significantly different between stakeholders who do and do not collaborate with the World Bank Group professionally

C. World Bank Group's Effectiveness and Results (continued)

Currently, do you professionally collaborate/work with the World Bank Group in your country?	Yes			No		
	N	Mean	SD	N	Mean	SD
To what extent does the World Bank Group's work help to achieve development results in Russia?*	45	5.91	1.90	47	4.74	2.04

(1-To no degree at all, 10-To a very significant degree)

*Significantly different between stakeholders who do and do not collaborate with the World Bank Group professionally

To what extent do you agree with the following statements about the World Bank Group in Russia?

(1-Strongly disagree, 10-Strongly agree)

Currently, do you professionally collaborate/work with the World Bank Group in your country?	Yes			No		
	N	Mean	SD	N	Mean	SD
The World Bank's (IBRD) financial instruments meet the needs of Russia*	42	7.26	2.14	40	5.68	2.32
The IFC's financial instruments meet the needs of Russia*	36	7.42	2.16	31	5.68	2.50
The World Bank Group meets Russia's needs for knowledge services*	44	7.34	2.19	47	6.09	2.56

*Significantly different between stakeholders who do and do not collaborate with the World Bank Group professionally

Currently, do you professionally collaborate/work with the World Bank Group in your country?	Yes			No		
	N	Mean	SD	N	Mean	SD
To what extent do you believe that Russia received value for money from the World Bank Group's reimbursable advisory services?	31	5.35	2.65	26	4.85	2.34
To what extent do you believe the World Bank Group's internal evaluation mechanisms hold the institution accountable for achieving results in Russia?	27	5.93	2.54	20	5.00	2.34

(1-To no degree at all, 10-To a very significant degree)

D. The World Bank Group's Knowledge Work and Activities**How frequently do you consult World Bank Group's knowledge work and activities in the work you do?***

Percentage of Respondents	Collaborators	Non-collaborators
Weekly	14.0%	3.6%
Monthly	36.0%	1.8%
A few times a year	22.0%	40.0%
Rarely	24.0%	32.7%
Never	4.0%	21.8%

*Significantly different between stakeholders who do and do not collaborate with the World Bank Group professionally

D. The World Bank Group's Knowledge Work and Activities (continued)

In Russia, to what extent do you believe that the World Bank Group's knowledge work and activities:

(1-To no degree at all, 10-To a very significant degree)

Currently, do you professionally collaborate/work with the World Bank Group in your country?	Yes			No		
	N	Mean	SD	N	Mean	SD
Are timely	42	6.71	2.21	39	6.13	2.33
Include appropriate level of stakeholder involvement during preparation*	37	7.19	2.21	32	6.00	2.23
Are relevant to Russia's development priorities*	43	7.60	1.88	42	6.38	2.29
Lead to practical solutions*	42	6.26	2.47	42	4.81	2.20
Are accessible (well written and easy to understand)*	40	7.13	2.17	39	5.74	2.58
Are source of relevant information on global good practices*	42	7.71	1.90	43	6.30	2.77
Enhance your knowledge and/or skills*	44	7.61	2.05	45	6.04	2.77
Are adequately disseminated*	43	6.23	2.78	40	4.60	2.46
Are translated enough into Russian*	38	6.87	2.32	38	4.74	2.63
Are adaptable to Russia's specific development challenges and country circumstances*	34	7.09	2.26	42	5.67	2.48

*Significantly different between stakeholders who do and do not collaborate with the World Bank Group professionally

Currently, do you professionally collaborate/work with the World Bank Group in your country?	Yes			No		
	N	Mean	SD	N	Mean	SD
Overall, how significant a contribution do you believe the World Bank Group's knowledge work and activities make to development results in your country?*	43	7.07	2.31	45	5.71	2.32
Overall, how would you rate the technical quality of the World Bank Group's knowledge work and activities?	43	7.21	2.11	32	6.25	2.38

(1-Not significant at all, 10-Very significant; 1-Very low technical quality, 10-Very high technical quality)

*Significantly different between stakeholders who do and do not collaborate with the World Bank Group professionally

E. Working with the World Bank Group

To what extent does each of the following aspects of the World Bank Group's technical assistance/advisory work contribute to solving Russia's development challenges? (1-To no degree at all, 10-To a very significant degree)

Currently, do you professionally collaborate/work with the World Bank Group in your country?	Yes			No		
	N	Mean	SD	N	Mean	SD
Conceptualization	41	7.34	1.89	39	6.82	1.97
Design*	42	7.02	2.02	38	5.97	2.30
Implementation*	44	6.64	2.32	38	5.53	2.37
Evaluation	42	6.43	2.51	35	6.29	2.32

*Significantly different between stakeholders who do and do not collaborate with the World Bank Group professionally

E. Working with the World Bank Group (continued)

To what extent do you agree/disagree with the following statements? (1-Strongly disagree, 10-Strongly agree)

Currently, do you professionally collaborate/work with the World Bank Group in your country?	Yes			No		
	N	Mean	SD	N	Mean	SD
The World Bank Group disburses funds promptly	35	5.26	2.69	24	5.08	2.55
The World Bank Group effectively monitors and evaluates the projects and programs it supports	41	7.15	1.97	32	6.44	2.27
The World Bank Group's approvals and reviews are done in a timely fashion	38	5.87	2.46	24	5.04	2.37
The World Bank Group's "Safeguard Policy" requirements are reasonable	24	6.83	2.39	16	5.38	2.28
The World Bank's (IBRD) conditions on its lending are reasonable*	30	7.40	1.94	20	5.65	2.58
The IFC's conditions on its investments are reasonable*	19	7.37	1.64	19	5.58	3.10
The World Bank Group takes decisions quickly in Russia	36	5.56	2.42	26	4.58	2.18
Working with the World Bank Group increases Russia's institutional capacity*	44	7.73	2.15	36	6.28	2.60
The World Bank Group ensures consistency and continuity through staff changes	34	7.12	2.57	20	6.30	2.13
Where country systems are adequate, the World Bank Group makes appropriate use of them*	22	7.73	1.93	17	5.29	2.54
The World Bank Group provides effective implementation support*	37	7.92	1.95	28	6.46	2.43

*Significantly different between stakeholders who do and do not collaborate with the World Bank Group professionally

Which of the following best describes the way the World Bank Group operates in Russia? (Select only ONE response)*

Percentage of Respondents	Collaborators	Non-collaborators
The World Bank Group takes too much risk in Russia	0.0%	4.0%
The World Bank Group does not take enough risk in Russia	35.7%	16.0%
The World Bank Group's approach to risk is appropriate	40.5%	30.0%
Don't know	23.8%	50.0%

*Significantly different between stakeholders who do and do not collaborate with the World Bank Group professionally

F. The Future Role of the World Bank Group in Russia

Which of the following SHOULD the World Bank Group do to make itself of greater value in Russia?
(Choose no more than TWO)

Percentage of Respondents (Responses Combined)	Collaborators	Non-collaborators
Provide more adequate data/knowledge/statistics/figures on Russia's economy	12.2%	16.7%
Collaborate more effectively with Government clients	26.5%	22.2%
Offer more innovative financial products	2.0%	5.6%
Improve the competitiveness of its financing compared to markets	20.4%	16.7%
Focus more on development of Russian regions	28.6%	27.8%
Reach out more to groups outside of Government*	12.2%	31.5%
Improve the quality of its experts as related to Russia's specific challenges	16.3%	9.3%
Offer more innovative knowledge services	8.2%	18.5%
Expand country-based staff presence	4.1%	0.0%
Ensure greater selectivity in its work	0.0%	0.0%
Increase the level of capacity development in the country	4.1%	5.6%
Reduce the complexity of obtaining World Bank Group financing	14.3%	9.3%
Increase availability of reimbursable advisory services	0.0%	1.9%
Provide more services in Russian language	2.0%	9.3%
Provide more investment and support to the private sector	26.5%	13.0%
Work faster*	8.2%	0.0%
Increase availability of investment guarantees	6.1%	3.7%
Other	2.0%	3.7%

*Significantly different between stakeholders who do and do not collaborate with the World Bank Group professionally

F. The Future Role of the World Bank Group in Russia (continued)

When considering the combination of services that the World Bank Group offers in Russia, and taking into account its limited level of resources, which ONE of the following do you believe the World Bank Group should offer more of in Russia? (Select only ONE response)*

Percentage of Respondents	Collaborators	Non-collaborators
Financial services	36.2%	16.1%
Knowledge products	42.6%	67.9%
Convening services	4.3%	0.0%
None of the above	4.3%	1.8%
The combination is appropriate for Russia	6.4%	0.0%
Don't know	6.4%	14.3%

*Significantly different between stakeholders who do and do not collaborate with the World Bank Group professionally

G. Russia's Role as a Global Donor for Development

In general, do you approve of Russia providing assistance to developing/poor countries? (Select only ONE response)*

Percentage of Respondents	Collaborators	Non-collaborators
Yes	51.0%	21.4%
Somewhat yes	40.8%	42.9%
Somewhat no	2.0%	21.4%
No	2.0%	3.6%
It is of no importance for me	0.0%	1.8%
Don't know	4.1%	8.9%

*Significantly different between stakeholders who do and do not collaborate with the World Bank Group professionally

In your opinion, which of the following is the most effective way for Russia to provide aid to developing/poor countries? (Select only ONE response)

Percentage of Respondents	Collaborators	Non-collaborators
When Russia provides it directly to these developing/poor countries	38.8%	28.6%
When Russia participates in international programs in cooperation with international organizations	51.0%	51.8%
Don't know	10.2%	19.6%

The Russian Government may have various objectives in helping developing/poor countries. Which objectives listed below do you consider the most important for Russia? (Choose no more than TWO)

Percentage of Respondents (Responses Combined)	Collaborators	Non-collaborators
To reduce extreme poverty	20.4%	17.9%
To lay the foundations for long-term sustainable development of developing/poor countries	53.1%	42.9%
To extend the circle of countries friendly to Russia	32.7%	32.1%
To increase influence within Russia	2.0%	3.6%
To increase Russia's influence and prestige in the world	24.5%	26.8%
To create favorable conditions for promoting Russian goods and Russian businesses in these countries	34.7%	26.8%
To reduce threats of terrorism and drug trafficking between Russia and neighboring countries	20.4%	37.5%
Other	0.0%	0.0%
Don't know	2.0%	1.8%

G. Russia's Role as a Global Donor for Development (continued)

To what extent do you agree or disagree with the following statements about Russia's assistance to developing/poor countries? (1-Fully disagree, 4-Fully agree)

Currently, do you professionally collaborate/work with the World Bank Group in your country?	Yes			No		
	N	Mean	SD	N	Mean	SD
Active involvement in providing aid to developing/poor countries is an important characteristic of a modern developed country	48	3.56	.58	54	3.30	.82
By helping to improve living conditions in neighboring developing/poor countries, Russia can reduce the flows of migrants to its territory	47	3.04	.98	55	3.05	.80
Russian aid should go to its neighboring countries because we have common values and traditions in contrast to countries in Asia, Africa and Latin America	46	3.00	.97	55	2.89	.83
While helping developing/poor countries, Russia should collaborate with other developed countries and international organizations because it is more effective in terms of achieving results	45	3.53	.55	53	3.45	.80
While making decisions about whether to provide aid to developing/poor countries, Russia should be guided primarily by its own interests	46	3.20	.88	55	3.11	.79
Russia should help primarily its neighboring poor countries, such as Tajikistan, Kyrgyzstan, because instability in these countries poses a threat to Russia	46	2.93	.95	52	3.23	.78
Russia should help developing/poor countries because it would promote Russian businesses in these countries and expand markets for Russian goods	46	3.09	.78	55	2.98	.87
Russia should help developing/poor countries regardless of their geographical location	46	2.43	1.03	54	2.33	.91

H. Communication and Information Sharing

How do you get most of your information about economic and social development issues in Russia?
(Choose no more than TWO)

Percentage of Respondents (Responses Combined)	Collaborators	Non-collaborators
Local newspapers*	26.0%	10.7%
International newspapers	4.0%	10.7%
Local radio	0.0%	3.6%
International radio	0.0%	1.8%
Local television*	22.0%	7.1%
International television	12.0%	10.7%
Periodicals	30.0%	26.8%
Internet	84.0%	82.1%
Social media (e.g., Facebook, Twitter, Youtube, Flickr)*	8.0%	23.2%
Blogs	2.0%	5.4%
Mobile phones	0.0%	0.0%
Instant messaging	0.0%	0.0%
Other	4.0%	7.1%

*Significantly different between stakeholders who do and do not collaborate with the World Bank Group professionally

H. Communication and Information Sharing (continued)**How would you prefer to receive information from the World Bank Group? (Choose no more than TWO)**

Percentage of Respondents (Responses Combined)	Collaborators	Non-collaborators
Blogs*	0.0%	7.4%
Direct contact with World Bank Group (i.e., face to face meetings/discussions)*	52.0%	16.7%
e-Newsletters*	24.0%	48.1%
Instant messaging	6.0%	3.7%
World Bank Group's seminars/workshops/conferences*	42.0%	7.4%
World Bank Group's publications and other written materials	24.0%	27.8%
Mobile phones	2.0%	1.9%
Social media (e.g., Facebook, Twitter, Youtube, Flickr)*	2.0%	20.4%
World Bank Group's website	38.0%	48.1%
Other	2.0%	1.9%

*Significantly different between stakeholders who do and do not collaborate with the World Bank Group professionally

Are you aware of the World Bank Group's Access to Information Policy under which the WBG will now disclose any information in its possession that is not on a list of exceptions?*

Percentage of Respondents	Collaborators	Non-collaborators
Yes	46.0%	23.2%
No	54.0%	76.8%

*Significantly different between stakeholders who do and do not collaborate with the World Bank Group professionally

Have you requested information from the World Bank Group on its activities in the past year?*

Percentage of Respondents	Collaborators	Non-collaborators
Yes	22.4%	7.1%
No	77.6%	92.9%

*Significantly different between stakeholders who do and do not collaborate with the World Bank Group professionally

Were you able to obtain this information?

Percentage of Respondents	Collaborators	Non-collaborators
Yes	91.7%	100.0%
No	8.3%	0.0%

Do you have access to the Internet?

Percentage of Respondents	Collaborators	Non-collaborators
Yes	100.0%	98.2%
No	0.0%	1.8%

Do you use/have you used the World Bank Group website?*

Percentage of Respondents	Collaborators	Non-collaborators
Yes	92.0%	52.7%
No	8.0%	47.3%

*Significantly different between stakeholders who do and do not collaborate with the World Bank Group professionally

Which do you primarily use?

Percentage of Respondents	Collaborators	Non-collaborators
The World Bank Group's country website	47.8%	58.6%
The World Bank Group's main website	52.2%	41.4%

Which Internet connection do you use primarily when visiting a World Bank Group website?

Percentage of Respondents	Collaborators	Non-collaborators
High speed	95.7%	93.1%
Dial-up	4.3%	6.9%

H. Communication and Information Sharing (continued)

Please rate how much you agree with the following statements. (1-Strongly disagree, 10-Strongly agree)

Currently, do you professionally collaborate/work with the World Bank Group in your country?	Yes			No		
	N	Mean	SD	N	Mean	SD
I use/consult World Bank Group's data more often than I did a few years ago*	46	6.96	2.79	46	4.41	2.99
I find the World Bank Group's websites easy to navigate	45	7.09	2.13	28	6.71	2.07
I find the information on the World Bank Group's websites useful	46	8.37	1.44	28	7.68	1.93
The World Bank Group's social media channels are valuable sources of information about the institution	33	5.09	3.31	37	4.62	2.88
When I need information from the World Bank Group I know how to find it*	48	8.29	1.61	53	6.43	2.55
The World Bank Group is responsive to my information requests and inquiries*	32	8.06	1.79	20	6.45	2.82

*Significantly different between stakeholders who do and do not collaborate with the World Bank Group professionally

I. Background Information

Which of the following agencies of the World Bank Group do you work with in Russia? (Select all that apply)

Percentage of Respondents	Collaborators	Non-collaborators
The World Bank (IBRD)*	81.6%	13.0%
The International Finance Corporation (IFC)*	30.6%	5.6%
The Multilateral Investment Guarantee Agency (MIGA)	0.0%	1.9%
None*	0.0%	83.3%

*Significantly different between stakeholders who do and do not collaborate with the World Bank Group professionally

Which of the following describes most of your exposure to the World Bank Group in Russia? (Choose no more than TWO)

Percentage of Respondents (Responses combined)	Collaborators	Non-collaborators
Observer (i.e., follow in media, discuss in informal conversations, etc.)*	4.0%	35.8%
Use World Bank Group reports/data*	32.0%	58.5%
Engage in World Bank Group related/sponsored events/activities*	50.0%	11.3%
Collaborate as part of my professional duties*	54.0%	15.1%
Use World Bank Group website for information, data, research, etc.	28.0%	43.4%

*Significantly different between stakeholders who do and do not collaborate with the World Bank Group professionally

Appendix E: Indicator Questions as a Function of Exposure to the World Bank Group

Indicator Question	Currently, do you professionally collaborate/work with the WBG in your country?		Which of the following describes most of your exposure to the World Bank Group in Russia? (Choose no more than TWO)									
			Observer		Use WBG reports/data		Engage in WBG activities		Collaborate		Use WBG website	
	No Mean	Yes Mean	No Mean	Yes Mean	No Mean	Yes Mean	No Mean	Yes Mean	No Mean	Yes Mean	No Mean	Yes Mean
Effectiveness: The World Bank (IBRD)	5.38	6.67	6.09	5.73	6.29	5.77	5.84	6.46	5.70	6.68	6.24	5.71
Effectiveness: International Finance Corporation (IFC)	3.63	5.68	4.82	3.88	4.36	4.92	4.53	5.00	4.33	5.25	4.93	4.26
Staff Preparedness: The World Bank (IBRD)	6.27	7.20	6.85	6.36	7.05	6.49	6.61	7.07	6.55	7.17	6.71	6.93
Staff Preparedness: International Finance Corporation (IFC)	4.70	7.25	6.56	4.63	6.19	6.22	5.94	6.85	5.89	6.71	6.14	6.33
Overall the WBG currently plays a relevant role in development in Russia	4.33	5.49	4.92	4.94	4.92	4.93	5.00	4.77	4.66	5.45	5.20	4.42
The WBG's work is aligned with what I consider the development priorities for Russia	5.28	6.74	6.22	5.38	6.06	6.07	5.72	6.77	6.00	6.19	6.35	5.58
Responsiveness	4.94	5.98	5.70	4.50	5.14	5.84	5.70	5.19	5.35	5.83	5.69	5.09
Flexibility (in terms of the World Bank Group's products and services)	4.93	6.40	6.03	4.45	5.75	5.83	5.68	5.96	5.47	6.35	5.96	5.35
Flexibility (in terms of changing country circumstances)	4.71	6.44	5.89	4.58	5.56	5.82	5.67	5.73	5.43	6.19	5.87	5.32
Being inclusive	4.78	6.21	5.73	4.88	5.21	5.97	5.42	5.81	5.28	6.12	5.91	4.80
Openness	5.90	7.21	7.07	4.81	6.37	6.98	6.28	7.45	6.41	7.13	6.83	6.35
Staff accessibility	5.72	7.62	7.22	4.82	6.85	6.92	6.55	7.50	6.56	7.45	7.11	6.42
Straightforwardness and honesty	5.76	7.57	7.27	5.00	6.92	6.95	6.49	7.68	6.63	7.48	7.29	6.17
Ease of access to the people at the WBG who are making decisions important to my work	5.52	7.39	7.09	4.40	6.45	7.03	6.23	7.57	6.77	6.67	7.06	6.04
Collaboration with NGOs and think tanks	5.06	7.00	6.10	5.10	6.03	5.88	5.76	6.35	5.75	6.63	6.22	5.56
Collaboration with the private sector	4.55	5.66	5.22	4.82	4.81	5.52	5.18	5.10	5.21	5.00	5.23	5.00
Collaboration with the Government	6.09	7.12	6.78	5.64	6.65	6.58	6.47	6.89	6.27	7.32	6.90	6.08
Collaboration with other development partners	5.81	6.75	6.44	5.44	6.00	6.57	6.06	6.69	6.41	5.94	6.36	6.06
The speed in which it gets things accomplished on the ground	4.67	6.00	5.41	5.33	5.57	5.19	5.36	5.46	5.20	5.78	5.41	5.38
Being a long-term partner	6.84	8.23	7.85	6.20	7.59	7.66	7.49	7.85	7.38	8.08	7.62	7.63
To what extent does the WBG's work help to achieve development results in Russia?	4.74	5.91	5.42	4.94	5.49	5.15	5.02	6.00	5.21	5.58	5.75	4.66
The World Bank's (IBRD) financial instruments meet the needs of Russia	5.68	7.26	6.74	5.59	6.70	6.25	6.11	7.30	6.27	7.00	6.79	6.00
The IFC's financial instruments meet the needs of Russia	5.68	7.42	6.98	4.83	6.40	6.81	6.07	7.54	6.30	7.30	6.84	6.13
The WBG meets Russia's needs for knowledge services	6.09	7.34	7.01	5.47	6.94	6.50	6.39	7.40	6.46	7.27	6.68	6.81
The WBG's knowledge work and activities are adaptable to Russia's specific development challenges and country circumstances	5.67	7.09	6.53	5.47	6.31	6.33	6.10	6.79	6.21	6.50	6.38	6.20
Overall, how significant a contribution do you believe the WBG's knowledge work and activities make to development results in your country?	5.71	7.07	6.63	5.27	6.53	6.27	6.06	7.19	6.31	6.57	6.49	6.24
Overall, how would you rate the technical quality of the WBG's knowledge work and activities?	6.25	7.21	6.95	6.00	6.65	7.00	6.55	7.26	6.67	7.04	6.98	6.54
The WBG takes decisions quickly in Russia	4.58	5.56	5.28	4.25	5.13	5.17	5.16	5.13	5.11	5.21	5.26	4.89
Where country systems are adequate, the WBG makes appropriate use of them	5.29	7.73	7.06	4.83	6.95	6.44	6.35	7.50	6.52	7.00	6.75	6.64

Yellow highlight indicates significant difference between Yes and No mean.

Appendix F: Indicator Questions by Stakeholder Groups Effectiveness Staff Preparedness

Indicator Question	Employee of Ministry/ PMU/ Consultant on WBG project			Local Government			Private Sector/ Financial Sector/ Private Bank			CSO			Media			Academia/ Research Institute/ Think Tank			Other		
	N	Mean	SD	N	Mean	SD	N	Mean	SD	N	Mean	SD	N	Mean	SD	N	Mean	SD	N	Mean	SD
Effectiveness: The World Bank (IBRD)	16	7.38	1.45	6	6.17	2.23	6	5.67	2.34	18	5.39	1.94	11	5.45	2.81	21	5.67	1.88	28	6.07	1.82
Effectiveness: IFC*	7	5.43	1.72	1	2.00		7	5.57	3.05	11	5.00	2.14	8	3.25	2.49	11	3.73	2.33	16	6.19	1.80
Staff Preparedness: The World Bank (IBRD)	16	7.31	1.96	6	8.00	1.79	4	7.00	1.41	14	6.14	2.41	11	6.00	2.90	24	6.63	1.86	31	6.90	1.96
Staff Preparedness: IFC*	8	7.13	1.64	1	2.00		6	7.33	1.97	10	6.10	2.60	7	3.71	2.75	11	6.18	2.99	13	7.69	1.93
Overall the WBG currently plays a relevant role in development in Russia	17	5.47	2.00	5	5.20	2.77	10	5.00	3.02	20	4.35	2.54	9	5.11	3.10	28	4.54	2.01	19	5.32	2.60
The WBG's work is aligned with what I consider the development priorities for Russia	15	7.40	2.23	6	5.00	3.03	9	5.44	2.46	20	6.20	2.46	10	6.40	3.06	27	5.44	2.33	19	6.16	1.95
Responsiveness	13	5.38	2.72	3	7.67	1.53	8	6.00	1.93	13	5.00	1.96	7	6.43	2.37	26	5.00	2.23	15	5.07	2.31
Flexibility (in terms of the World Bank Group's products and services)	14	6.71	1.54	4	6.50	1.29	8	5.63	2.50	14	5.29	2.23	4	5.50	1.91	24	5.46	2.17	15	4.93	2.37
Flexibility (in terms of changing country circumstances)	16	6.38	2.16	5	6.80	2.05	7	5.14	2.41	13	4.77	2.49	8	5.50	2.88	26	5.62	2.06	16	4.75	2.05
Being inclusive	13	6.46	2.33	6	4.67	2.58	8	5.25	1.98	18	5.22	2.76	9	5.89	3.22	23	5.13	2.05	15	5.20	1.93
Openness	17	7.41	2.24	5	4.40	3.05	9	5.56	2.35	19	7.11	2.42	10	7.10	2.08	26	6.31	2.59	16	7.13	1.86
Staff accessibility	16	7.75	1.81	5	6.60	3.44	7	6.86	2.12	15	7.27	2.31	8	6.75	3.24	25	6.04	2.92	16	6.81	2.51
Straightforwardness and honesty	15	7.13	1.85	6	6.00	3.35	7	7.71	2.43	13	7.31	2.06	8	6.50	2.78	23	6.48	2.61	16	7.63	1.86
Ease of access to the people at the WBG who are making decisions important to my work	15	7.33	2.26	6	6.83	3.19	6	6.00	2.10	12	7.58	2.84	9	7.00	3.12	24	5.79	2.84	15	6.93	2.66
Collaboration with NGOs and think tanks	11	7.09	1.81	5	7.60	1.52	3	6.33	1.53	18	5.28	2.40	5	4.60	2.61	25	5.76	2.03	8	6.50	1.60
Collaboration with the private sector	12	5.00	2.56	3	7.33	2.31	9	5.56	1.88	14	5.43	2.31	4	2.75	1.71	18	4.94	1.95	9	5.78	2.11
Collaboration with the Government*	16	8.00	1.75	6	8.17	1.47	6	4.83	2.14	15	5.33	2.29	7	7.43	1.40	23	6.22	1.95	14	6.86	2.11
Collaboration with other development partners	8	7.13	2.85	4	6.75	1.26	6	6.00	2.45	12	6.17	2.04	3	8.00	1.73	16	5.44	1.93	7	6.43	1.62
The speed in which it gets things accomplished on the ground	16	6.06	2.11	5	7.60	1.95	6	5.33	1.75	14	5.36	2.68	3	5.67	4.51	22	4.36	1.65	15	5.93	2.34
Being a long-term partner	14	8.64	1.28	5	8.20	1.64	7	7.57	2.30	18	7.17	2.04	5	8.60	1.14	19	6.74	2.23	16	8.00	1.93
To what extent does the WBG's work help to achieve development results in Russia?	17	6.24	1.60	6	4.83	2.79	10	5.00	2.05	19	5.74	2.08	11	4.64	2.25	26	4.77	1.88	10	5.50	1.65
The World Bank's (IBRD) financial instruments meet the needs of Russia*	15	7.87	1.73	5	6.60	3.65	10	5.70	2.50	17	6.88	1.65	8	6.88	2.95	25	5.40	2.22	7	6.71	1.60
The IFC's financial instruments meet the needs of Russia	12	7.83	1.90	3	5.00	4.58	8	6.00	2.73	15	6.93	2.12	7	6.86	3.29	21	5.86	2.33	6	7.50	1.76
The WBG meets Russia's needs for knowledge services*	18	7.78	1.31	5	8.40	2.07	7	4.29	1.80	20	6.85	2.43	10	7.30	3.27	28	5.86	2.46	9	7.22	0.83
The WBG's knowledge work and activities are adaptable to Russia's specific development challenges and country circumstances	14	6.50	2.50	4	7.75	2.22	7	5.14	3.29	12	5.75	1.86	10	7.40	2.55	26	6.08	2.53	8	6.25	1.98
Overall, how significant a contribution do you believe the WBG's knowledge work and activities make to development results in your country?	17	6.82	1.88	6	7.17	3.31	7	4.71	2.69	16	7.06	2.26	10	6.20	3.08	29	5.97	2.26	9	7.00	1.22
Overall, how would you rate the technical quality of the WBG's knowledge work and activities?	17	7.12	1.93	5	8.00	1.41	5	7.80	1.92	13	6.92	2.63	7	5.86	3.34	24	6.21	2.21	8	7.38	1.06
The WBG takes decisions quickly in Russia	16	6.19	2.32	5	6.80	2.39	6	4.50	2.59	9	4.00	2.78	4	5.25	2.22	19	4.47	1.90	5	5.20	2.17
Where country systems are adequate, the WBG makes appropriate use of them	14	7.50	1.83	3	7.33	2.52	4	6.25	2.22	5	7.80	2.17	2	3.50	0.71	9	5.89	3.22	4	5.00	4.24

*Significantly different between stakeholder groups

Appendix G: Russia FY 2014 Questionnaire



World Bank Group Country Survey FY14 – Russia

The World Bank Group is interested in gauging the views of clients and partners who are either involved in development in Russia or who observe activities related to social and economic development. The following survey will give the World Bank Group's team that works in Russia, greater insight into how the Bank's work is perceived. This is one tool the World Bank Group uses to assess the views of its stakeholders, and to develop more effective strategies that support development in Russia.

A local independent firm has been hired to oversee the logistics of this survey. This ensures anonymity and confidentiality. We hope you'll be candid.

Finally, the survey relates to the World Bank Group's work. The World Bank Group consists of IBRD, IDA, IFC, MIGA, and ICSID. When responding to the survey, please consider the area of the World Bank Group with which you are most familiar.

To complete the survey, please circle/check the response that most accurately reflects your opinion. If you prefer not to answer a question, please leave it blank. If you feel that you do not have an adequate amount of information on a subject, please check "Don't know".

PLEASE NOTE: IN SOME CASES THE SURVEY WILL ASK FOR A SPECIFIC NUMBER OF RESPONSES. PLEASE DO NOT CHOOSE ANY MORE THAN REQUESTED. IF MORE RESPONSES ARE CHOSEN, DATA CANNOT BE INCLUDED IN ANALYSIS.

SECTION A: GENERAL ISSUES FACING RUSSIA

A1. In general would you say that Russia is headed in ... ?	
1	The right direction
2	The wrong direction
3	Not sure

A2. Listed below are a number of development priorities in Russia.			
Please identify which of the following you consider the most important development priorities in Russia? (Choose no more than THREE)			
1	Social protection (e.g., pensions, targeted social assistance)	18	Education
2	Transport (e.g., roads, bridges, transportation)	19	Poverty reduction
3	Public sector governance/reform (i.e., government effectiveness, public financial management, public expenditure, fiscal system reform, open government and social accountability)	20	Energy
4	Global/regional integration	21	Food security
5	Gender equity	22	Climate change (e.g., mitigation, adaptation)
6	Private sector development (i.e., support for businesses, improving business environment)	23	Agricultural development
7	Foreign direct investment	24	Trade and exports
8	Water and sanitation	25	Development of Russian regions
9	Anti corruption	26	Economic growth
10	Job creation/employment	27	Law and justice (e.g., judicial system)
11	Rural development	28	Regulatory framework
12	Access to finance, financial market development	29	Communicable/non-communicable diseases
13	Urban development	30	Natural resource management (e.g., oil, gas, mining)
14	Environmental sustainability	31	Disaster management
15	Equality of opportunity (i.e., equity)	32	Information and communications technology
16	Health	33	Innovation, science, research & development
17	Macroeconomic management		

SECTION A: GENERAL ISSUES

A3. Poverty reduction is a broad term that encompasses work in many different areas.			
Which THREE areas of development listed below do you believe would contribute most to reducing poverty and increasing well-being of the population in Russia? (Choose no more than THREE)			
1	Water and sanitation	17	Anti corruption
2	Equality of opportunity (i.e., equity)	18	Private sector development (i.e., support for businesses, improving business environment)
3	Economic growth	19	Foreign direct investment
4	Climate change (e.g., mitigation, adaptation)	20	Education
5	Global/regional integration	21	Energy
6	Gender equity	22	Public sector governance/ reform (i.e., government effectiveness, public financial management, public expenditure, fiscal system reform, open government and social accountability)
7	Rural development	23	Natural resource management (e.g., oil, gas, mining)
8	Urban development	24	Environmental sustainability
9	Regulatory framework	25	Disaster management
10	Social protection (e.g., pensions, targeted social assistance)	26	Health
11	Law and justice (e.g., judicial system)	27	Agricultural development
12	Transport (e.g., roads, bridges, transportation)	28	Job creation/employment
13	Development of Russian regions	29	Access to finance, financial market development
14	Communicable/non-communicable diseases	30	Trade and exports
15	Information and communications technology	31	Food security
16	Innovation, science, research & development	32	Macroeconomic management

PLEASE NOTE: IN SOME CASES THE SURVEY WILL ASK FOR A SPECIFIC NUMBER OF RESPONSES. PLEASE DO NOT CHOOSE ANY MORE THAN REQUESTED. IF MORE RESPONSES ARE CHOSEN, DATA CANNOT BE INCLUDED IN ANALYSIS.

SECTION A: GENERAL ISSUES

A4. Economic growth can be driven by a number of factors.			
Which THREE areas below do you believe would contribute most to generating economic growth in Russia? (Choose no more than THREE)			
1	Energy	17	Communicable/non-communicable diseases
2	Gender equity	18	Trade and exports
3	Equality of opportunity (i.e., equity)	19	Public sector governance/ reform (i.e., government effectiveness, public financial management, public expenditure, fiscal system reform, open government and social accountability)
4	Social protection (e.g., pensions, targeted social assistance)	20	Private sector development (i.e., support for businesses, improving business environment)
5	Global/regional integration	21	Job creation/employment
6	Climate change (e.g., mitigation, adaptation)	22	Agricultural development
7	Anti corruption	23	Food security
8	Disaster management	24	Transport (e.g., roads, bridges, transportation)
9	Rural development	25	Natural resource management (e.g., oil, gas, mining)
10	Foreign direct investment	26	Environmental sustainability
11	Urban development	27	Health
12	Water and sanitation	28	Law and justice (e.g., judicial system)
13	Education	29	Macroeconomic management
14	Development of Russian regions	30	Innovation, science, research & development
15	Information and communications technology	31	Access to finance, financial market development
16	Regulatory framework		

SECTION A: GENERAL ISSUES

A5. When thinking about the idea of “shared prosperity”* in your country, which of the following TWO best illustrate how this would be achieved in Russia? (Choose no more than TWO)	
1	Better employment opportunities for young people
2	Better employment opportunities for women
3	Greater access to micro-finance for the financially under-served
4	Greater voice and participation for citizens to help ensure greater accountability
5	Greater access to health and nutrition for citizens
6	Better entrepreneurial opportunities (i.e., to start small and medium sized businesses)
7	A growing middle class
8	Better opportunity for the poor who live in rural areas
9	Better opportunity for the poor who live in urban areas
10	Sustainable economic growth
11	More reliable social safety net
12	Greater equity of fiscal policy
13	Education and training that better ensure job opportunity
14	Better quality public services
15	Other (please specify): _____

* **Shared prosperity** – The World Bank Group aims to promote income growth of the bottom 40 percent of the population in each country. This involves achieving economic growth which is inclusive of all sections of the society. Inclusion demands equity so that it becomes the focus point. The incomes of the bottom 40 percent of a nation’s population will be tracked through a new Shared Prosperity Indicator; the GDP growth data alone is not sufficient.

SECTION B: OVERALL ATTITUDES TOWARD THE WORLD BANK GROUP

B1. There are several institutions in the World Bank Group that work in developing countries around the world. How familiar are you with their work in Russia?												
		1 - Not familiar at all								Extremely familiar - 10		
1	The World Bank (IBRD)	1	2	3	4	5	6	7	8	9	10	
2	International Finance Corporation (IFC)	1	2	3	4	5	6	7	8	9	10	

B2. Overall, please rate your impression of the World Bank Group member organization's effectiveness in Russia.													
		1 - Not effective at all								Very effective - 10			Don't know
1	The World Bank (IBRD)	1	2	3	4	5	6	7	8	9	10	<input type="checkbox"/>	
2	International Finance Corporation (IFC)	1	2	3	4	5	6	7	8	9	10	<input type="checkbox"/>	

B3. To what extent do you believe the World Bank Group's staff is well prepared (e.g., skills and knowledge) to help Russia solve its most complicated development challenges?													
		1 - To no degree at all								To a very significant degree - 10			Don't know
1	The World Bank (IBRD)	1	2	3	4	5	6	7	8	9	10	<input type="checkbox"/>	
2	International Finance Corporation (IFC)	1	2	3	4	5	6	7	8	9	10	<input type="checkbox"/>	

PLEASE NOTE: IN SOME CASES THE SURVEY WILL ASK FOR A SPECIFIC NUMBER OF RESPONSES. PLEASE DO NOT CHOOSE ANY MORE THAN REQUESTED. IF MORE RESPONSES ARE CHOSEN, DATA CANNOT BE INCLUDED IN ANALYSIS.

SECTION B: OVERALL ATTITUDES TOWARD THE WORLD BANK GROUP

B4. When thinking about how the World Bank Group can have the most impact on development results in Russia, in which sectoral areas do you believe the World Bank Group should focus most of its resources (financial and knowledge services) in Russia? (Choose no more than THREE)

1	Social protection (e.g., pensions, targeted social assistance)	18	Equality of opportunity (i.e., equity)
2	Public sector governance/ reform (i.e., government effectiveness, public financial management, public expenditure, fiscal system reform, open government and social accountability)	19	Health
3	Transport (e.g., roads, bridges, transportation)	20	Education
4	Poverty reduction	21	Food security
5	Global/regional integration	22	Climate change (e.g., mitigation, adaptation)
6	Gender equity	23	Agricultural development
7	Macroeconomic management	24	Trade and exports
8	Private sector development (i.e., support for businesses, improving business environment)	25	Economic growth
9	Rural development	26	Law and justice (e.g., judicial system)
10	Foreign direct investment	27	Regulatory framework
11	Water and sanitation	28	Communicable/non-communicable diseases
12	Energy	29	Natural resource management (e.g., oil, gas, mining)
13	Job creation/employment	30	Anti corruption
14	Access to finance, financial market development	31	Information and communications technology
15	Innovation, science, research & development	32	Development of Russian regions
16	Urban development	33	Disaster management
17	Environmental sustainability		

SECTION B: OVERALL ATTITUDES TOWARD THE WORLD BANK GROUP

B5. When thinking about the World Bank Group's role, which activity do you believe is of greatest VALUE and which activity is of second greatest value in Russia?			
		Greatest Value (Choose only ONE)	Second Greatest Value (Choose only ONE)
1	Convening/facilitating	<input type="checkbox"/>	<input type="checkbox"/>
2	Data	<input type="checkbox"/>	<input type="checkbox"/>
3	Policy advice, studies, analyses	<input type="checkbox"/>	<input type="checkbox"/>
4	Reimbursable advisory services	<input type="checkbox"/>	<input type="checkbox"/>
5	Financial resources	<input type="checkbox"/>	<input type="checkbox"/>
6	Capacity development	<input type="checkbox"/>	<input type="checkbox"/>
7	Technical assistance	<input type="checkbox"/>	<input type="checkbox"/>
8	Investment guarantees	<input type="checkbox"/>	<input type="checkbox"/>
9	Regional and global donor for development	<input type="checkbox"/>	<input type="checkbox"/>
10	Linkage to non-Bank expertise (i.e., South-South knowledge sharing)	<input type="checkbox"/>	<input type="checkbox"/>
11	Other (please specify): _____	<input type="checkbox"/>	<input type="checkbox"/>

How effectively do the World Bank Group's activities below support Russia's efforts to achieve development results?													
		Not effective at all										Very effective	Don't know
		1	2	3	4	5	6	7	8	9	10		
B6	Convening/facilitating	1	2	3	4	5	6	7	8	9	10	<input type="checkbox"/>	
B7	Data	1	2	3	4	5	6	7	8	9	10	<input type="checkbox"/>	
B8	Policy advice, studies, analyses	1	2	3	4	5	6	7	8	9	10	<input type="checkbox"/>	
B9	Reimbursable advisory services	1	2	3	4	5	6	7	8	9	10	<input type="checkbox"/>	
B10	Financial resources	1	2	3	4	5	6	7	8	9	10	<input type="checkbox"/>	
B11	Technical assistance	1	2	3	4	5	6	7	8	9	10	<input type="checkbox"/>	
B12	Investment guarantees	1	2	3	4	5	6	7	8	9	10	<input type="checkbox"/>	
B13	Regional and global donor for development	1	2	3	4	5	6	7	8	9	10	<input type="checkbox"/>	
B14	Linkage to non-Bank expertise (i.e., South-South knowledge sharing)	1	2	3	4	5	6	7	8	9	10	<input type="checkbox"/>	

SECTION B: OVERALL ATTITUDES TOWARD THE WORLD BANK GROUP

The World Bank Group can provide capacity building support in a number of ways in Russia. To which degree would Russia benefit, if capacity building were to support...?													
		To no degree at all								To a very significant degree		Don't know	
B15	Groups outside of government (e.g., civil society, think tanks, media) to help them more effectively engage and participate in development efforts	1	2	3	4	5	6	7	8	9	10	<input type="checkbox"/>	
B16	The public sector, related to implementation of specific development projects on the ground	1	2	3	4	5	6	7	8	9	10	<input type="checkbox"/>	
B17	The public sector, related to changing institutions (organizations or sociopolitical conditions)	1	2	3	4	5	6	7	8	9	10	<input type="checkbox"/>	
B18	The private sector, related to improving companies and policy change	1	2	3	4	5	6	7	8	9	10	<input type="checkbox"/>	

When thinking about how to improve capacity building in Russia to help ensure better development results, looking forward, how IMPORTANT is it for the World Bank Group to be involved in the following aspects of capacity building? (If you have NO exposure to/experience in any of the areas listed below, please respond “Don’t know”)													
		Not important at all										Very important	Don't know
B19	Project implementation (or other organizational strengthening)	1	2	3	4	5	6	7	8	9	10	<input type="checkbox"/>	
B20	Citizen engagement (incorporating citizens' voices into development)	1	2	3	4	5	6	7	8	9	10	<input type="checkbox"/>	
B21	Policy design (for clarity and better incentives to achieve development goals)	1	2	3	4	5	6	7	8	9	10	<input type="checkbox"/>	

PLEASE NOTE: IN SOME CASES THE SURVEY WILL ASK FOR A SPECIFIC NUMBER OF RESPONSES. PLEASE DO NOT CHOOSE ANY MORE THAN REQUESTED. IF MORE RESPONSES ARE CHOSEN, DATA CANNOT BE INCLUDED IN ANALYSIS.

SECTION B: OVERALL ATTITUDES TOWARD THE WORLD BANK GROUP

B22. Which of the following do you identify as the World Bank Group's greatest WEAKNESSES in its work in Russia? (Choose no more than TWO)	
1	Staff too inaccessible
2	Not exploring alternative policy options
3	Not adequately sensitive to political/social realities in Russia
4	Not enough public disclosure of its work
5	Arrogant in its approach
6	Not aligned with country priorities
7	The credibility of its knowledge/data
8	World Bank Group's processes too complex
9	Not willing to honestly criticize policies and reform efforts in the country
10	Too influenced by developed countries
11	Imposing technocratic solutions without regard to political realities
12	World Bank Group's processes too slow
13	Too bureaucratic in its operational policies and procedures
14	Not aligned with other development partners' work
15	Not collaborating enough with non-state actors
16	Not client focused
17	Other (please specify): _____
18	Don't know

B23. Which World Bank Group's instruments do you believe are the MOST effective in reducing poverty in Russia? (Choose no more than TWO)	
1	Capacity development
2	Investment guarantees
3	Knowledge products/services (analytical work, studies, surveys, etc.)
4	Investment lending to public sector (financing specific projects)
5	Investment lending to private sector (financing companies)
6	Technical assistance (advice, best practice, international experience, etc.)
7	Trust Fund management
8	Other (please specify): _____
9	Don't know

SECTION B: OVERALL ATTITUDES TOWARD THE WORLD BANK GROUP

B24. Which TWO of the following groups should the World Bank Group collaborate with more in your country to ensure better development results there? (Choose no more than TWO)

1	Academia/think tanks/research institutes
2	Community of development partners
3	Media
4	NGOs
5	Federal Government
6	Private sector
7	Parliament
8	Community Based Organizations (CBOs)
9	Beneficiaries
10	Foundations
11	Regional Governments
12	Other (please specify): _____
13	Don't know

To what extent do you agree with the following statements about the World Bank Group's work in Russia?

		Strongly disagree										Strongly agree										Don't know
B25	Overall the World Bank Group currently plays a relevant role in development in Russia	1	2	3	4	5	6	7	8	9	10	1	2	3	4	5	6	7	8	9	10	<input type="checkbox"/>
B26	The World Bank Group's work is aligned with what I consider the development priorities for Russia	1	2	3	4	5	6	7	8	9	10	1	2	3	4	5	6	7	8	9	10	<input type="checkbox"/>
B27	The World Bank Group supports programs and strategies that are realistic for Russia	1	2	3	4	5	6	7	8	9	10	1	2	3	4	5	6	7	8	9	10	<input type="checkbox"/>
B28	The World Bank Group treats clients and stakeholders in Russia with respect	1	2	3	4	5	6	7	8	9	10	1	2	3	4	5	6	7	8	9	10	<input type="checkbox"/>

To what extent is the World Bank Group an effective development partner in Russia in terms of each of the following?

		To no degree at all										To a very significant degree										Don't know
B29	Responsiveness	1	2	3	4	5	6	7	8	9	10	1	2	3	4	5	6	7	8	9	10	<input type="checkbox"/>
B30	Flexibility (in terms of the World Bank Group's products and services)	1	2	3	4	5	6	7	8	9	10	1	2	3	4	5	6	7	8	9	10	<input type="checkbox"/>
B31	Flexibility (in terms of changing country circumstances)	1	2	3	4	5	6	7	8	9	10	1	2	3	4	5	6	7	8	9	10	<input type="checkbox"/>
B32	Being inclusive	1	2	3	4	5	6	7	8	9	10	1	2	3	4	5	6	7	8	9	10	<input type="checkbox"/>
B33	Openness (sharing data and other information)	1	2	3	4	5	6	7	8	9	10	1	2	3	4	5	6	7	8	9	10	<input type="checkbox"/>
B34	Staff accessibility	1	2	3	4	5	6	7	8	9	10	1	2	3	4	5	6	7	8	9	10	<input type="checkbox"/>
B35	Straightforwardness and honesty	1	2	3	4	5	6	7	8	9	10	1	2	3	4	5	6	7	8	9	10	<input type="checkbox"/>
B36	Ease of access to the people at the World Bank Group who are making decisions important to my work	1	2	3	4	5	6	7	8	9	10	1	2	3	4	5	6	7	8	9	10	<input type="checkbox"/>

SECTION B: OVERALL ATTITUDES TOWARD THE WORLD BANK GROUP

To what extent is the World Bank Group an effective development partner in Russia in terms of each of the following?

		To no degree at all										To a very significant degree	Don't know
		1	2	3	4	5	6	7	8	9	10		
B37	Collaboration with NGOs and think tanks	1	2	3	4	5	6	7	8	9	10	<input type="checkbox"/>	
B38	Collaboration with the private sector	1	2	3	4	5	6	7	8	9	10	<input type="checkbox"/>	
B39	Collaboration with the Government	1	2	3	4	5	6	7	8	9	10	<input type="checkbox"/>	
B40	Collaboration with other development partners	1	2	3	4	5	6	7	8	9	10	<input type="checkbox"/>	
B41	The speed in which it gets things accomplished on the ground	1	2	3	4	5	6	7	8	9	10	<input type="checkbox"/>	
B42	Being a long-term partner	1	2	3	4	5	6	7	8	9	10	<input type="checkbox"/>	

B43. To be a more effective development partner in Russia, do you believe that the World Bank Group should have... ? (Select only ONE response)

<input type="checkbox"/> More local presence	<input type="checkbox"/> The current level of local presence is adequate	<input type="checkbox"/> Less local presence	<input type="checkbox"/> Don't know
--	--	--	-------------------------------------

B44. When World Bank Group assisted reform efforts fail or are slow to take place, which of the following would you attribute this to? (Choose no more than TWO)

1	The World Bank Group does not do adequate follow through/follow-up
2	There is not an adequate level of citizen/civil society participation
3	The World Bank Group is not sensitive enough to political/social realities on the ground
4	Lack of/inadequate levels of capacity in Government
5	Poor coordination of development partners
6	The World Bank Group works too slowly
7	The Government works inefficiently
8	Political pressures and obstacles
9	Reforms are not well thought out in light of country challenges
10	Other (please specify): _____

PLEASE NOTE: IN SOME CASES THE SURVEY WILL ASK FOR A SPECIFIC NUMBER OF RESPONSES. PLEASE DO NOT CHOOSE ANY MORE THAN REQUESTED. IF MORE RESPONSES ARE CHOSEN, DATA CANNOT BE INCLUDED IN ANALYSIS.

SECTION C: WORLD BANK GROUP'S EFFECTIVENESS AND RESULTS

C1. In your opinion, how IMPORTANT is it for the World Bank Group to be involved in the following areas of development in Russia?													
		Not important at all										Very important	Don't know
		1	2	3	4	5	6	7	8	9	10		
1	Anti corruption	1	2	3	4	5	6	7	8	9	10	<input type="checkbox"/>	
2	Information and communications technology	1	2	3	4	5	6	7	8	9	10	<input type="checkbox"/>	
3	Transport (e.g., roads, bridges, transportation)	1	2	3	4	5	6	7	8	9	10	<input type="checkbox"/>	
4	Macroeconomic management	1	2	3	4	5	6	7	8	9	10	<input type="checkbox"/>	
5	Law and justice (e.g., judicial system)	1	2	3	4	5	6	7	8	9	10	<input type="checkbox"/>	
6	Urban development	1	2	3	4	5	6	7	8	9	10	<input type="checkbox"/>	
7	Environmental sustainability	1	2	3	4	5	6	7	8	9	10	<input type="checkbox"/>	
8	Regulatory framework	1	2	3	4	5	6	7	8	9	10	<input type="checkbox"/>	
9	Communicable/non-communicable diseases	1	2	3	4	5	6	7	8	9	10	<input type="checkbox"/>	
10	Poverty reduction and boosting shared prosperity	1	2	3	4	5	6	7	8	9	10	<input type="checkbox"/>	
11	Gender equity	1	2	3	4	5	6	7	8	9	10	<input type="checkbox"/>	
12	Private sector development (i.e., support for businesses, improving business environment)	1	2	3	4	5	6	7	8	9	10	<input type="checkbox"/>	
13	Foreign direct investment	1	2	3	4	5	6	7	8	9	10	<input type="checkbox"/>	
14	Water and sanitation	1	2	3	4	5	6	7	8	9	10	<input type="checkbox"/>	
15	Trade and exports	1	2	3	4	5	6	7	8	9	10	<input type="checkbox"/>	
16	Economic growth	1	2	3	4	5	6	7	8	9	10	<input type="checkbox"/>	
17	Energy	1	2	3	4	5	6	7	8	9	10	<input type="checkbox"/>	
18	Disaster management	1	2	3	4	5	6	7	8	9	10	<input type="checkbox"/>	
19	Public sector governance/ reform (i.e., government effectiveness, public financial management, public expenditure, fiscal system reform, open government and social accountability)	1	2	3	4	5	6	7	8	9	10	<input type="checkbox"/>	
20	Job creation/employment	1	2	3	4	5	6	7	8	9	10	<input type="checkbox"/>	
21	Access to finance, financial market development	1	2	3	4	5	6	7	8	9	10	<input type="checkbox"/>	
22	Equality of opportunity (i.e., equity)	1	2	3	4	5	6	7	8	9	10	<input type="checkbox"/>	
23	Health	1	2	3	4	5	6	7	8	9	10	<input type="checkbox"/>	
24	Rural development	1	2	3	4	5	6	7	8	9	10	<input type="checkbox"/>	
25	Global/regional integration	1	2	3	4	5	6	7	8	9	10	<input type="checkbox"/>	
26	Food security	1	2	3	4	5	6	7	8	9	10	<input type="checkbox"/>	
27	Education (incl. pre-school, secondary, vocational)	1	2	3	4	5	6	7	8	9	10	<input type="checkbox"/>	
28	Social protection (e.g., pensions, targeted social assistance)	1	2	3	4	5	6	7	8	9	10	<input type="checkbox"/>	
29	Climate change (e.g., mitigation, adaptation)	1	2	3	4	5	6	7	8	9	10	<input type="checkbox"/>	
30	Agricultural development	1	2	3	4	5	6	7	8	9	10	<input type="checkbox"/>	
31	Natural resource management (e.g., oil, gas, mining)	1	2	3	4	5	6	7	8	9	10	<input type="checkbox"/>	
32	Innovation, science, research & development	1	2	3	4	5	6	7	8	9	10	<input type="checkbox"/>	
33	Development of Russian regions	1	2	3	4	5	6	7	8	9	10	<input type="checkbox"/>	

SECTION C: WORLD BANK GROUP'S EFFECTIVENESS AND RESULTS

C2. How EFFECTIVE do you believe the World Bank Group is in terms of the work it does in the following areas of development in Russia? (If you have NO exposure to/experience in working in any of the sectors listed below, please respond "Don't know")

		Not effective at all										Very effective	Don't know
		1	2	3	4	5	6	7	8	9	10		
1	Anti corruption	1	2	3	4	5	6	7	8	9	10	<input type="checkbox"/>	
2	Information and communications technology	1	2	3	4	5	6	7	8	9	10	<input type="checkbox"/>	
3	Transport (e.g., roads, bridges, transportation)	1	2	3	4	5	6	7	8	9	10	<input type="checkbox"/>	
4	Macroeconomic management	1	2	3	4	5	6	7	8	9	10	<input type="checkbox"/>	
5	Law and justice (e.g., judicial system)	1	2	3	4	5	6	7	8	9	10	<input type="checkbox"/>	
6	Urban development	1	2	3	4	5	6	7	8	9	10	<input type="checkbox"/>	
7	Environmental sustainability	1	2	3	4	5	6	7	8	9	10	<input type="checkbox"/>	
8	Regulatory framework	1	2	3	4	5	6	7	8	9	10	<input type="checkbox"/>	
9	Communicable/non-communicable diseases	1	2	3	4	5	6	7	8	9	10	<input type="checkbox"/>	
10	Poverty reduction and boosting shared prosperity	1	2	3	4	5	6	7	8	9	10	<input type="checkbox"/>	
11	Gender equity	1	2	3	4	5	6	7	8	9	10	<input type="checkbox"/>	
12	Private sector development (i.e., support for businesses, improving business environment)	1	2	3	4	5	6	7	8	9	10	<input type="checkbox"/>	
13	Foreign direct investment	1	2	3	4	5	6	7	8	9	10	<input type="checkbox"/>	
14	Water and sanitation	1	2	3	4	5	6	7	8	9	10	<input type="checkbox"/>	
15	Trade and exports	1	2	3	4	5	6	7	8	9	10	<input type="checkbox"/>	
16	Economic growth	1	2	3	4	5	6	7	8	9	10	<input type="checkbox"/>	
17	Energy	1	2	3	4	5	6	7	8	9	10	<input type="checkbox"/>	
18	Disaster management	1	2	3	4	5	6	7	8	9	10	<input type="checkbox"/>	
19	Public sector governance/ reform (i.e., government effectiveness, public financial management, public expenditure, fiscal system reform, open government and social accountability)	1	2	3	4	5	6	7	8	9	10	<input type="checkbox"/>	
20	Job creation/employment	1	2	3	4	5	6	7	8	9	10	<input type="checkbox"/>	
21	Access to finance, financial market development	1	2	3	4	5	6	7	8	9	10	<input type="checkbox"/>	
22	Equality of opportunity (i.e., equity)	1	2	3	4	5	6	7	8	9	10	<input type="checkbox"/>	
23	Health	1	2	3	4	5	6	7	8	9	10	<input type="checkbox"/>	
24	Rural development	1	2	3	4	5	6	7	8	9	10	<input type="checkbox"/>	
25	Global/regional integration	1	2	3	4	5	6	7	8	9	10	<input type="checkbox"/>	
26	Food security	1	2	3	4	5	6	7	8	9	10	<input type="checkbox"/>	
27	Education (incl. pre-school, secondary, vocational)	1	2	3	4	5	6	7	8	9	10	<input type="checkbox"/>	
28	Social protection (e.g., pensions, targeted social assistance)	1	2	3	4	5	6	7	8	9	10	<input type="checkbox"/>	
29	Climate change (e.g., mitigation, adaptation)	1	2	3	4	5	6	7	8	9	10	<input type="checkbox"/>	
30	Agricultural development	1	2	3	4	5	6	7	8	9	10	<input type="checkbox"/>	
31	Natural resource management (e.g., oil, gas, mining)	1	2	3	4	5	6	7	8	9	10	<input type="checkbox"/>	
32	Innovation, science, research & development	1	2	3	4	5	6	7	8	9	10	<input type="checkbox"/>	
33	Development of Russian regions	1	2	3	4	5	6	7	8	9	10	<input type="checkbox"/>	

SECTION C: WORLD BANK GROUP'S EFFECTIVENESS AND RESULTS**C3. Where are the World Bank Group's decisions made primarily that support the program in Russia? (Select only ONE response)**

1	At the Headquarters (in Washington D.C.)
2	In the country
3	Don't know

C4. To what extent does the World Bank Group's work help to achieve development results in Russia?

1	2	3	4	5	6	7	8	9	10	<input type="checkbox"/>
To no degree at all					To a very significant degree					Don't know

To what extent do you agree with the following statements about the World Bank Group in Russia?

		Strongly disagree										Strongly agree	Don't know
		1	2	3	4	5	6	7	8	9	10		
C5	The World Bank's (IBRD) financial instruments (i.e., investment lending, Development Policy Loan, Trust Funds, etc.) meet the needs of Russia	1	2	3	4	5	6	7	8	9	10	<input type="checkbox"/>	
C6	The IFC's financial instruments (i.e., direct lending, equity, quasi-equity, trade finance, etc.) meet the needs of Russia	1	2	3	4	5	6	7	8	9	10	<input type="checkbox"/>	
C7	The World Bank Group meets Russia's needs for knowledge services (e.g., research, analysis, data, technical assistance)	1	2	3	4	5	6	7	8	9	10	<input type="checkbox"/>	

C8. To what extent do you believe that Russia received value for money from the World Bank Group's reimbursable advisory services?

1	2	3	4	5	6	7	8	9	10	<input type="checkbox"/>
To no degree at all					To a very significant degree					Don't know

C9. To what extent do you believe the World Bank Group's internal evaluation mechanisms hold the institution accountable for achieving results in Russia?

1	2	3	4	5	6	7	8	9	10	<input type="checkbox"/>
To no degree at all					To a very significant degree					Don't know

SECTION D: THE WORLD BANK GROUP'S KNOWLEDGE WORK AND ACTIVITIES (i.e., ANALYSIS, STUDIES, RESEARCH, DATA, REPORTS, CONFERENCES)

D1. How frequently do you consult World Bank Group's knowledge work and activities in the work you do?	
1	Weekly
2	Monthly
3	A few times a year
4	Rarely
5	Never

In Russia, to what extent do you believe that the World Bank Group’s knowledge work and activities:														
		To no degree at all										To a very significant degree		Don't know
D2	Are timely	1	2	3	4	5	6	7	8	9	10	<input type="checkbox"/>		
D3	Include appropriate level of stakeholder involvement during preparation	1	2	3	4	5	6	7	8	9	10	<input type="checkbox"/>		
D4	Are relevant to Russia’s development priorities	1	2	3	4	5	6	7	8	9	10	<input type="checkbox"/>		
D5	Lead to practical solutions	1	2	3	4	5	6	7	8	9	10	<input type="checkbox"/>		
D6	Are accessible (well written and easy to understand)	1	2	3	4	5	6	7	8	9	10	<input type="checkbox"/>		
D7	Are source of relevant information on global good practices	1	2	3	4	5	6	7	8	9	10	<input type="checkbox"/>		
D8	Enhance your knowledge and/or skills	1	2	3	4	5	6	7	8	9	10	<input type="checkbox"/>		
D9	Are adequately disseminated	1	2	3	4	5	6	7	8	9	10	<input type="checkbox"/>		
D10	Are translated enough into Russian	1	2	3	4	5	6	7	8	9	10	<input type="checkbox"/>		
D11	Are adaptable to Russia’s specific development challenges and country circumstances	1	2	3	4	5	6	7	8	9	10	<input type="checkbox"/>		

D12. Overall, how significant a contribution do you believe the World Bank Group's knowledge work and activities make to development results in your country?												
1	2	3	4	5	6	7	8	9	10			<input type="checkbox"/>
Not significant at all									Very significant		Don't know	

D13. Overall, how would you rate the technical quality of the World Bank Group's knowledge work and activities?												
1	2	3	4	5	6	7	8	9	10			<input type="checkbox"/>
Very low technical quality									Very high technical quality		Don't know	

SECTION E: WORKING WITH THE WORLD BANK GROUP

To what extent does each of the following aspects of the World Bank Group's technical assistance/ advisory work contribute to solving Russia's development challenges?												
		To no degree at all										To a very significant degree
		1	2	3	4	5	6	7	8	9	10	Don't know
E1	Conceptualization (understanding and framing the problem)	1	2	3	4	5	6	7	8	9	10	<input type="checkbox"/>
E2	Design (appraising and planning the solutions)	1	2	3	4	5	6	7	8	9	10	<input type="checkbox"/>
E3	Implementation (Executing, carrying out, monitoring and making appropriate adjustments)	1	2	3	4	5	6	7	8	9	10	<input type="checkbox"/>
E4	Evaluation (assessing the impact and results)	1	2	3	4	5	6	7	8	9	10	<input type="checkbox"/>

To what extent do you agree/disagree with the following statements?												
		Strongly disagree										Strongly agree
		1	2	3	4	5	6	7	8	9	10	Don't know
E5	The World Bank Group disburses funds promptly	1	2	3	4	5	6	7	8	9	10	<input type="checkbox"/>
E6	The World Bank Group effectively monitors and evaluates the projects and programs it supports	1	2	3	4	5	6	7	8	9	10	<input type="checkbox"/>
E7	The World Bank Group's approvals and reviews are done in a timely fashion	1	2	3	4	5	6	7	8	9	10	<input type="checkbox"/>
E8	The World Bank Group's "Safeguard Policy" requirements are reasonable	1	2	3	4	5	6	7	8	9	10	<input type="checkbox"/>
E9	The World Bank's (IBRD) conditions on its lending are reasonable	1	2	3	4	5	6	7	8	9	10	<input type="checkbox"/>
E10	The IFC's conditions on its investments are reasonable	1	2	3	4	5	6	7	8	9	10	<input type="checkbox"/>
E11	The World Bank Group takes decisions quickly in Russia	1	2	3	4	5	6	7	8	9	10	<input type="checkbox"/>
E12	Working with the World Bank Group increases Russia's institutional capacity	1	2	3	4	5	6	7	8	9	10	<input type="checkbox"/>
E13	The World Bank Group ensures consistency and continuity through staff changes	1	2	3	4	5	6	7	8	9	10	<input type="checkbox"/>
E14	Where country systems (e.g., procurement, financial management, etc.) are adequate, the World Bank Group makes appropriate use of them	1	2	3	4	5	6	7	8	9	10	<input type="checkbox"/>
E15	The World Bank Group provides effective implementation support (i.e., supervision of projects)	1	2	3	4	5	6	7	8	9	10	<input type="checkbox"/>

E16. Which of the following best describes the way the World Bank Group operates in Russia? (Select only one response)	
1	The World Bank Group takes too much risk in Russia
2	The World Bank Group does not take enough risk in Russia
3	The World Bank Group's approach to risk is appropriate
4	Don't know
5	Prefer not to answer

SECTION F: THE FUTURE ROLE OF THE WORLD BANK GROUP IN RUSSIA

F1. Which of the following SHOULD the World Bank Group do to make itself of greater value in Russia? (Choose no more than TWO)	
1	Provide more adequate data/knowledge/statistics/figures on Russia's economy
2	Collaborate more effectively with Government clients (e.g., federal, regional, local)
3	Offer more innovative financial products
4	Improve the competitiveness of its financing compared to markets (e.g., cost, timeliness, other terms)
5	Focus more on development of Russian regions
6	Reach out more to groups outside of Government
7	Improve the quality of its experts as related to Russia's specific challenges
8	Offer more innovative knowledge services
9	Expand country-based staff presence
10	Ensure greater selectivity in its work
11	Increase the level of capacity development in the country
12	Reduce the complexity of obtaining World Bank Group financing
13	Increase availability of reimbursable advisory services
14	Provide more services in Russian language
15	Provide more investment and support to the private sector
16	Work faster
17	Increase availability of investment guarantees
18	Other (please specify): _____

F2. When considering the combination of services that the World Bank Group offers in Russia, and taking into account its limited level of resources, which ONE of the following do you believe the World Bank Group should offer more of in Russia? (Select only ONE response)	
1	Financial services
2	Knowledge products
3	Convening services
4	None of the above
5	The combination is appropriate for Russia
6	Don't know

PLEASE NOTE: IN SOME CASES THE SURVEY WILL ASK FOR A SPECIFIC NUMBER OF RESPONSES. PLEASE DO NOT CHOOSE ANY MORE THAN REQUESTED. IF MORE RESPONSES ARE CHOSEN, DATA CANNOT BE INCLUDED IN ANALYSIS.

G: RUSSIA'S ROLE AS A GLOBAL DONOR FOR DEVELOPMENT

G1. In general, do you approve of Russia providing assistance to developing/poor countries? (Select only ONE response)

1	Yes
2	Somewhat yes
3	Somewhat no
4	No
5	It is of no importance for me
6	Don't know

G2. In your opinion, which of the following is the most effective way for Russia to provide aid to developing/poor countries? (Select only ONE response)

1	When Russia provides it directly to these developing/poor countries
2	When Russia participates in international programs in cooperation with international organizations such as the World Bank and the UN
3	Don't know

G3. The Russian Government may have various objectives in helping developing/poor countries. Which objectives listed below do you consider the most important for Russia? (Choose no more than TWO)

1	To reduce extreme poverty
2	To lay the foundations for long-term sustainable development of developing/poor countries
3	To extend the circle of countries friendly to Russia
4	To increase influence within Russia
5	To increase Russia's influence and prestige in the world
6	To create favorable conditions for promoting Russian goods and Russian businesses in these countries
7	To reduce threats of terrorism and drug trafficking between Russia and neighboring countries
8	Other (please specify): _____
9	Don't know

G: RUSSIA'S ROLE AS A GLOBAL DONOR FOR DEVELOPMENT

To what extent do you agree or disagree with the following statements about Russia's assistance to developing/poor countries?						
		Fully disagree	Somewhat disagree	Somewhat agree	Fully agree	Don't know
G4	Active involvement in providing aid to developing/poor countries is an important characteristic of a modern developed country	1	2	3	4	<input type="checkbox"/>
G5	By helping to improve living conditions in neighboring developing/poor countries, Russia can reduce the flows of migrants to its territory	1	2	3	4	<input type="checkbox"/>
G6	Russian aid should go to its neighboring countries because we have common values and traditions in contrast to countries in Asia, Africa and Latin America	1	2	3	4	<input type="checkbox"/>
G7	While helping developing/poor countries, Russia should collaborate with other developed countries and international organizations because it is more effective in terms of achieving results	1	2	3	4	<input type="checkbox"/>
G8	While making decisions about whether to provide aid to developing/poor countries, Russia should be guided primarily by its own interests	1	2	3	4	<input type="checkbox"/>
G9	Russia should help primarily its neighboring poor countries, such as Tajikistan, Kyrgyzstan, because instability in these countries poses a threat to Russia	1	2	3	4	<input type="checkbox"/>
G10	Russia should help developing/poor countries because it would promote Russian businesses in these countries and expand markets for Russian goods	1	2	3	4	<input type="checkbox"/>
G11	Russia should help developing/poor countries regardless of their geographical location	1	2	3	4	<input type="checkbox"/>

SECTION H: COMMUNICATION AND INFORMATION SHARING

H1. How do you get most of your information about economic and social development issues in Russia? (Choose no more than TWO)	
1	Local newspapers
2	International newspapers
3	Local radio
4	International radio
5	Local television
6	International television
7	Periodicals
8	Internet
9	Social media (e.g., Facebook, Twitter, Youtube, Flickr)
10	Blogs
11	Mobile phones
12	Instant messaging
13	Other (please specify): _____

H2. How would you prefer to receive information from the World Bank Group? (Choose no more than TWO)	
1	Blogs
2	Direct contact with World Bank Group (i.e., face to face meetings/discussions)
3	e-Newsletters
4	Instant messaging
5	World Bank Group's seminars/workshops/conferences
6	World Bank Group's publications and other written materials
7	Mobile phones
8	Social media (e.g., Facebook, Twitter, Youtube, Flickr)
9	World Bank Group's website
10	Other (please specify): _____

H3	Are you aware of the World Bank Group's Access to Information Policy under which the Bank will now disclose any information in its possession that is not on a list of exceptions?	Yes	No
H4	Have you requested information from the World Bank Group on its activities in the past year? (If YES please go to Question G5; if NO please go to G6)	Yes	No
H5	Were you able to obtain this information?	Yes	No
H6	Do you have access to the Internet?	Yes	No
H7	Do you use/have you used the World Bank Group website?	Yes	No

SECTION H: COMMUNICATION AND INFORMATION SHARING

H8. Which do you primarily use? (Select only ONE response)	
1	The World Bank Group's country website (www.worldbank.org/russia)
2	The World Bank Group's main website (www.worldbank.org)

H9. Which Internet connection do you use primarily when visiting a World Bank Group website?	
1	High speed
2	Dial-up

Please rate how much you agree with the following statements.													
		Strongly disagree										Strongly agree	Don't know
		1	2	3	4	5	6	7	8	9	10		
H10	I use/consult World Bank Group's data more often than I did a few years ago												<input type="checkbox"/>
H11	I find the World Bank Group's websites easy to navigate. <i>(Only answer if you have used a World Bank Group website)</i>												<input type="checkbox"/>
H12	I find the information on the World Bank Group's websites useful. <i>(Only answer if you have used a World Bank Group website)</i>												<input type="checkbox"/>
H13	The World Bank Group's social media channels (e.g., Facebook, Twitter, Youtube, Flickr) are valuable sources of information about the institution												<input type="checkbox"/>
H14	When I need information from the World Bank Group I know how to find it (e.g., whom to call, where to reach them, etc.)												<input type="checkbox"/>
H15	The World Bank Group is responsive to my information requests and inquiries												<input type="checkbox"/>

PLEASE NOTE: IN SOME CASES THE SURVEY WILL ASK FOR A SPECIFIC NUMBER OF RESPONSES. PLEASE DO NOT CHOOSE ANY MORE THAN REQUESTED. IF MORE RESPONSES ARE CHOSEN, DATA CANNOT BE INCLUDED IN ANALYSIS.

SECTION I: BACKGROUND INFORMATION

11. Which of the following best describes your current position? (Select only ONE response)	
1	Office of the President, Prime Minister
2	Office of Minister
3	Office of Parliamentarian
4	Employee of a Ministry, Ministerial Department or Implementation Agency
5	Consultant/Contractor working on World Bank Group supported Project/Program
6	Project Management Unit (PMU) overseeing implementation of project
7	Local Government Office or Staff
8	Bilateral Agency
9	Multilateral Agency
10	Private Sector (non-financial) Company
11	Private Foundation
12	Financial Sector/Private Bank
13	NGO
14	Community Based Organization
15	Media (Press, Radio, TV, Web, etc.)
16	Independent Government Institution (i.e., Regulatory Agency, Central Bank/oversight institution)
17	Trade Union
18	Academia/Research Institute/Think Tank
19	Judiciary Branch
20	Other (please specify): _____

12. Please identify the primary specialization of your work. (Select only ONE response)			
1	Agriculture/ rural development / food security	11	Natural resource management / environmental sustainability
2	Climate change / disaster management	12	Private sector development / foreign direct investment
3	Education	13	Public sector governance / public financial management / anti corruption
4	Energy	14	Social protection
5	Financial markets / banking	15	Transport
6	Gender equity / equality of opportunity	16	Urban development
7	Health / communicable/non-communicable diseases	17	Water and sanitation
8	Information and communications technology	18	Generalist
9	Job creation/employment	19	Manufacturing
10	Law and justice / regulatory framework	20	Other (please specify): _____

SECTION I: BACKGROUND INFORMATION

13. Currently, do you professionally collaborate/work with the World Bank Group in your country?	
1	Yes
2	No

14. Which of the following agencies of the World Bank Group do you work with in Russia? (Select all that apply)	
1	The World Bank (IBRD)
2	The International Finance Corporation (IFC)
3	The Multilateral Investment Guarantee Agency (MIGA)
4	None

15. Which of the following describes most of your exposure to the World Bank Group in Russia? (Choose no more than TWO)	
1	Observer (i.e., follow in media, discuss in informal conversations, etc.)
2	Use World Bank Group reports/data
3	Engage in World Bank Group related/sponsored events/activities
4	Collaborate as part of my professional duties
5	Use World Bank Group website for information, data, research, etc.

16. Which best represents your geographic location?	
1	Moscow
2	St. Petersburg
3	Regional capital
4	Small city (under 100 000 citizens), mono-city
5	Rural area

Thank you for completing the survey!