

Uganda

The World Bank Group Country Opinion Survey FY14

Report of Findings
June 2014



CountryOpinionSurveys
THE WORLD BANK GROUP

Acknowledgements

The Uganda Country Opinion Survey is part of the Country Opinion Survey Program series of the World Bank Group. This report was prepared by the Public Opinion Research Group (PORG) team led by Sharon Felzer (Senior Communications Officer, Head of PORG), Jessica Cameron, Svetlana Markova and Jing Guo. Calita Woods and Dania Mendoza provided data support. The report was prepared under the overall guidance and supervision of Sumir Lal (Director, ECRGP). PORG acknowledges the significant contribution from the Uganda country team and the local fielding agency CIPESA (Collaboration on International ICT Policy in East and Southern Africa). In particular, PORG is grateful to Ahmadou Moustapha Ndiaye (Country Manager) and Sheila Gashishiri (Communications Associate) for their ongoing support throughout the Country Opinion Survey process.

Table of Contents

I. Objectives	3
II. Methodology.....	3
III. Demographics of the Sample.....	5
IV. General Issues Facing Uganda	11
V. Overall Attitudes toward the World Bank Group.....	19
VI. Sectors: Importance and Effectiveness.....	29
VII. How the World Bank Group Operates	36
VIII. World Bank Group Knowledge and Instruments	42
IX. The Future Role of the World Bank Group in Uganda.....	50
X. Communication and Openness.....	58
XI. Appendices.....	66



I. Objectives

This survey was designed to achieve the following objectives:

- Assist the World Bank Group in gaining a better understanding of how stakeholders in Uganda perceive the World Bank Group;
- Obtain systematic feedback from stakeholders in Uganda regarding:
 - Their views regarding the general environment in Uganda;
 - Their overall attitudes toward the World Bank Group in Uganda;
 - Overall impressions of the World Bank Group's effectiveness and results, project/program related issues, knowledge work and activities, and communication and information sharing in Uganda; and
 - Perceptions of the World Bank Group's future role in Uganda.
- Use data to help inform Uganda country team's strategy.

II. Methodology

From January to March 2014, 600 stakeholders of the World Bank Group in Uganda were invited to provide their opinions on the WBG's assistance to the country by participating in a country survey. Participants in the survey were drawn from among the office of the President or Prime Minister; the office of a Minister; the office of a Parliamentarian; employees of a ministry, ministerial department, or implementation agency; consultants/contractors working on World Bank Group-supported projects/programs; project management units (PMUs) overseeing implementation of a project; local government officials or staff; bilateral agencies; multilateral agencies; private sector organizations; private foundations; the financial sector/private banks; NGOs; community-based organizations (CBOs); the media; independent government institutions; trade unions; faith-based groups; academia/research institutes/think tanks; the judiciary branch; cultural leaders; and political parties. A total of 326 stakeholders participated in the survey (54% response rate).

Respondents completed questionnaires with a representative from the fielding agency or received the questionnaire via courier, post, or email, and returned it accordingly. Respondents were asked about: general issues facing Uganda; their overall attitudes toward the WBG; the WBG's effectiveness and results; the WBG's knowledge work and activities; working with the WBG; the WBG's future role in Uganda; and the WBG's communication and information sharing in Uganda. In addition, every country that engages in the Country Survey must include specific indicator questions that will be aggregated for the WBG's annual Corporate Scorecard. These questions are identified throughout the survey report.

In addition, when possible, responses from respondents completing this year's country survey were compared to responses from the 306 respondents (56% response rate) who completed the country survey in FY '08. Notations and/or charts are included when these comparisons were possible. Comparisons to the 53 respondents (22% response rate) who completed the country survey in FY '04 can be found in the Appendix (see page 151).

- A. General Issues Facing Uganda: Respondents were asked to indicate whether Uganda is headed in the right direction, what they thought were the most important development priorities, which areas would contribute most to reducing poverty, which areas would contribute most to generating economic growth, and what would achieve "shared prosperity".

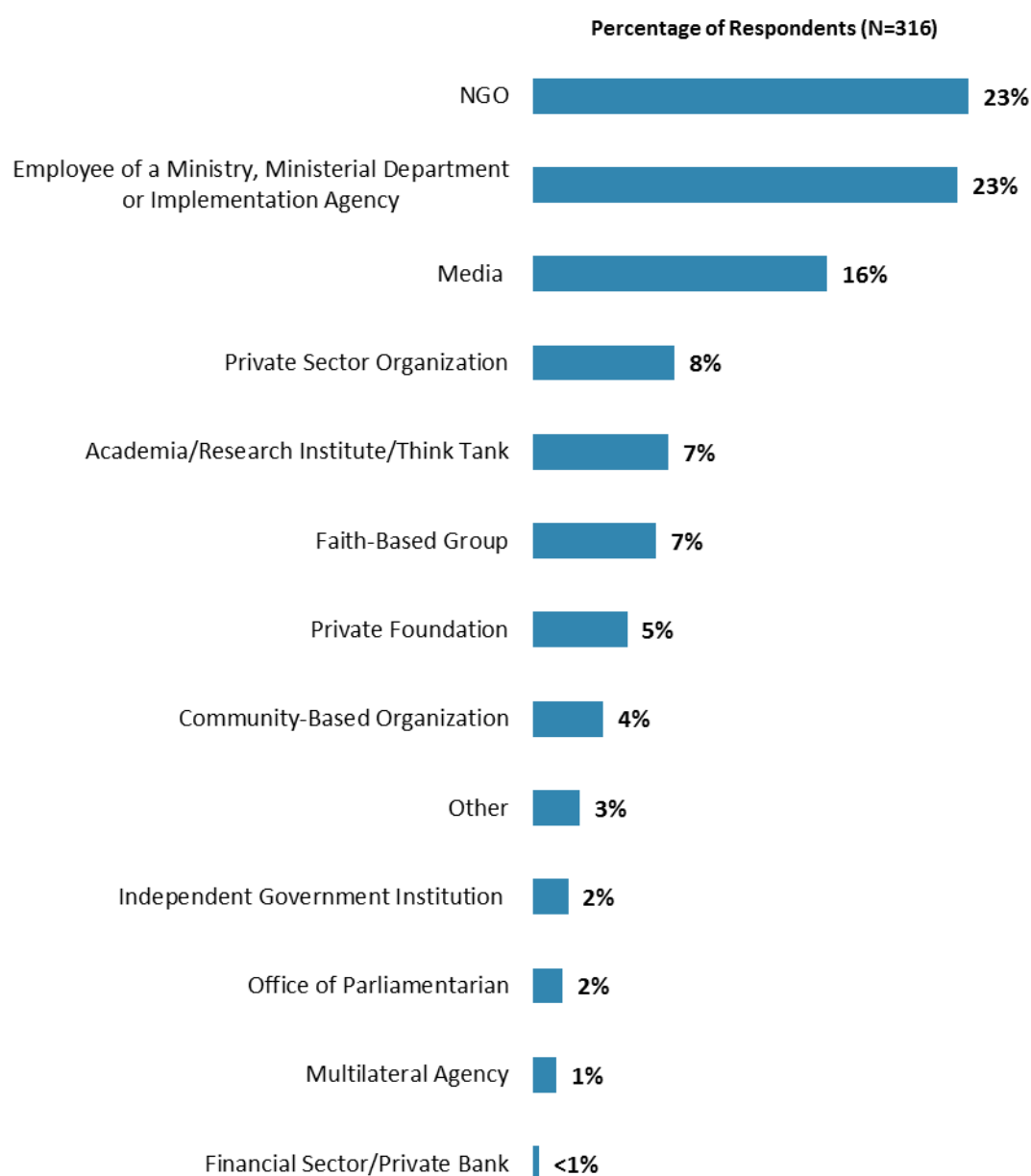
II. Methodology (continued)

- B. Overall Attitudes toward the World Bank Group: Respondents were asked to rate their familiarity with the WBG, its effectiveness in Uganda, WBG staff preparedness, the effectiveness of its activities, to what extent it should provide capacity building support to certain groups, the importance and effectiveness of the WBG's current capacity building work, their agreement with various statements regarding the WBG's work, and the extent to which it is an effective development partner. Respondents were also asked to indicate the sectoral areas on which it would be most productive for the WBG to focus its resources, the WBG's greatest values and greatest weaknesses, its most effective instruments, with which stakeholder groups the WBG should collaborate more, if the WBG should have more or less of a local presence in Uganda, and to what they attributed slowed or failed reform efforts.
- C. World Bank Group's Effectiveness and Results: Respondents were asked to rate the extent to which the WBG's work helps achieve development results in Uganda, the extent to which the WBG meets Uganda's needs for knowledge services and financial instruments, the extent to which the WBG's internal evaluation mechanisms hold it accountable for achieving results, and the importance of the WBG's involvement and the WBG's level of effectiveness across thirty-one development areas. Respondents were also asked to indicate if WBG decisions regarding its Uganda program were made primarily in country or at Headquarters.
- D. The World Bank Group's Knowledge Work and Activities: Respondents were asked to indicate how frequently they consult WBG knowledge work and to rate the quality of the WBG's knowledge work and activities, including how significant of a contribution it makes to development results and its technical quality.
- E. Working with the World Bank: Respondents were asked to rate the extent to which various aspects of the WBG's technical assistance/advisory work contribute to solving Uganda's development challenges and their agreement with a series of statements regarding working with the WBG. Respondents were asked to indicate if the WBG operates with too much risk.
- F. The Future Role of the World Bank Group in Uganda: Respondents were asked to indicate what the WBG should do to make itself of greater value in Uganda, which of its services the WBG should offer more of in Uganda, the areas related to the oil and gas sector in Uganda where the WBG should provide greater support, and whether respondents would like to see more or less WBG involvement in the oil and gas sector.
- G. Communication and Information Sharing: Respondents were asked to indicate how they get information about economic and social development issues, how they prefer to receive information from the WBG, their Internet access, and their usage and evaluation of the WBG's websites. Respondents were asked about their awareness of the WBG's Access to Information policy, past information requests from the WBG, and their level of agreement that they use more data from the World Bank Group as a result of the WBG's Open Data policy. Respondents were also asked to evaluate the WBG's information accessibility and responsiveness to information requests.
- H. Background Information: Respondents were asked to indicate their current position, specialization, whether they currently collaborate with the WBG, with which WBG agencies they work, their exposure to the WBG in Uganda, and their geographic location.

III. Demographics of the Sample

Current Position

- For further analyses, the few respondents from the financial sector/private banks were combined with those from the private sector and the few respondents from the office of a Parliamentarian, multilateral agencies, and independent government institutions were included in the “Other” category.

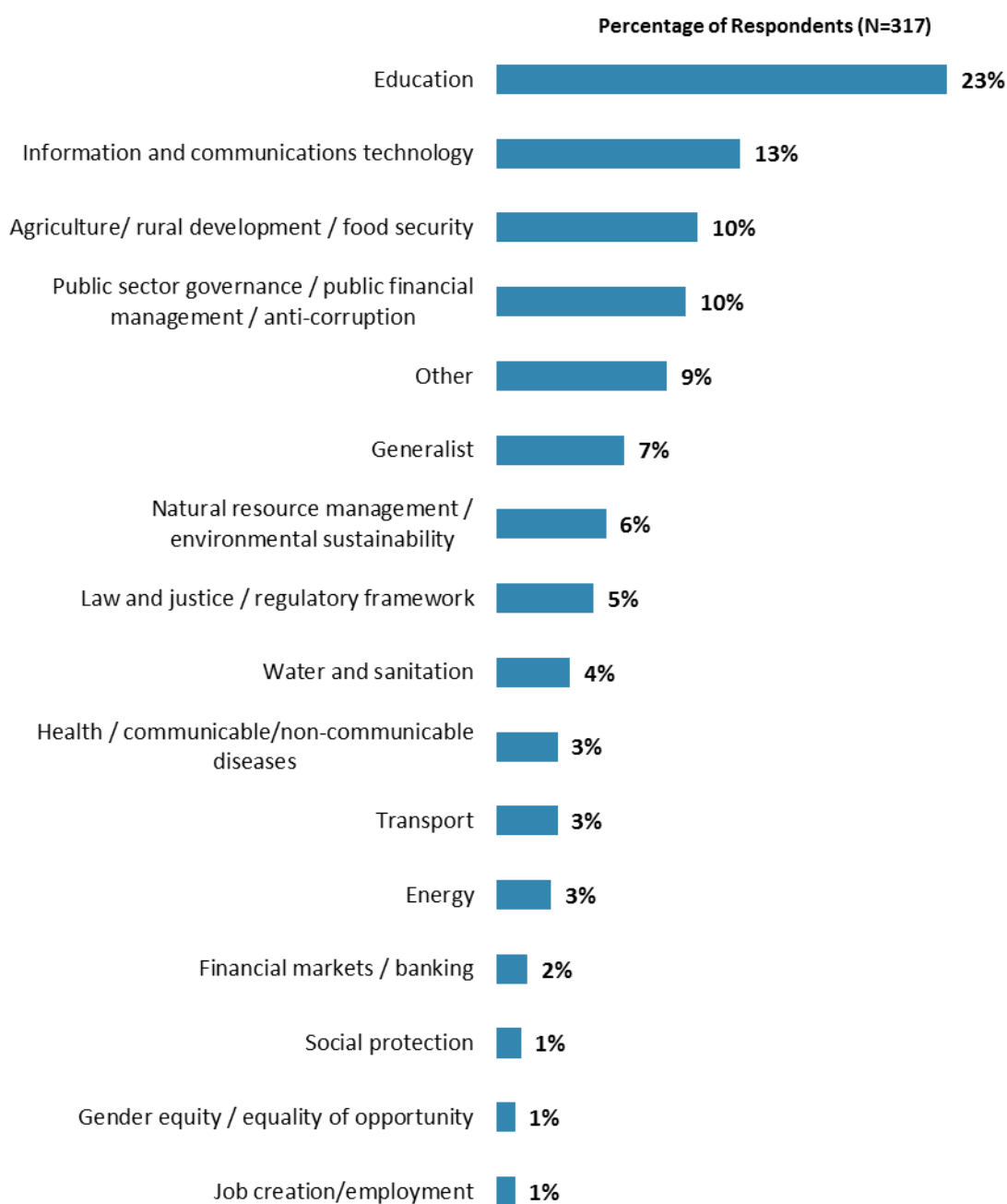


“Which of the following best describes your current position?” (Respondents chose from a list.)

III. Demographics of the Sample (continued)

Area of Primary Specialization

- Key comparisons across respondents' specializations can be found in the Appendix (see page 154).

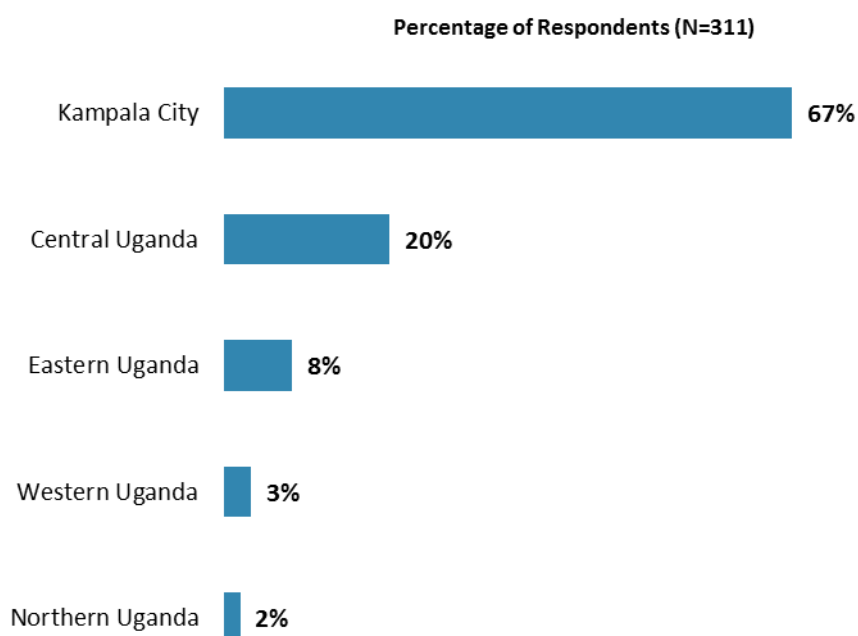


"Please identify the primary specialization of your work." (Respondents chose from a list.)

III. Demographics of the Sample (continued)

Geographic Location

- The majority of respondents were from Kampala City. The few respondents from Eastern, Western, and Northern Uganda were combined into one “Other Areas” category for all further analyses. Only significant geographic location differences in ratings of indicator questions will be discussed in the body of this report. All geographic locations comparisons can be found in the Appendix (see page 114).



“Which best represents your geographic location?” (Respondents chose from a list.)

III. Demographics of the Sample (continued)

Collaboration with the World Bank Group

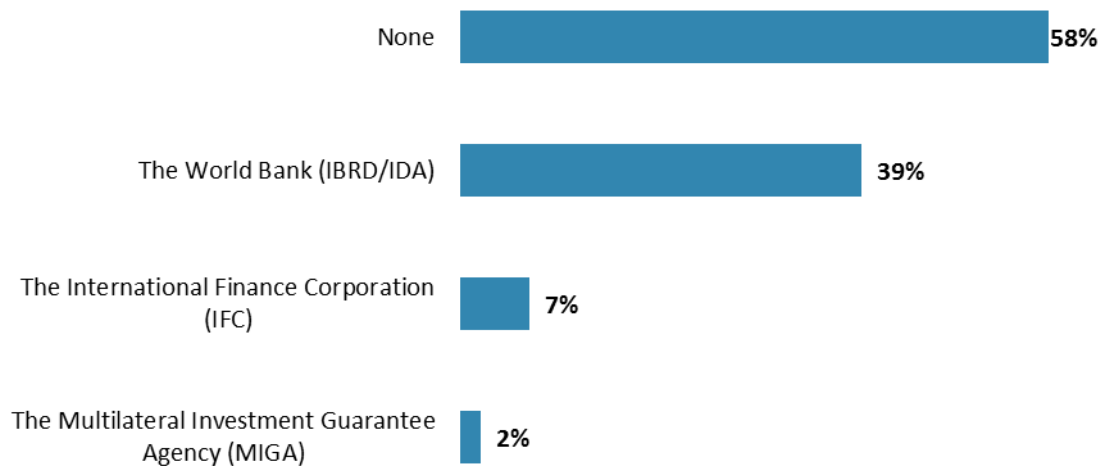
- Differences in responding, based on collaboration with the World Bank Group in Uganda, can be found in the Appendix (see page 132).

Percentage of Respondents (N=307)



"Currently, do you professionally collaborate/work with the World Bank Group in your country?"

Percentage of Respondents (N=292)

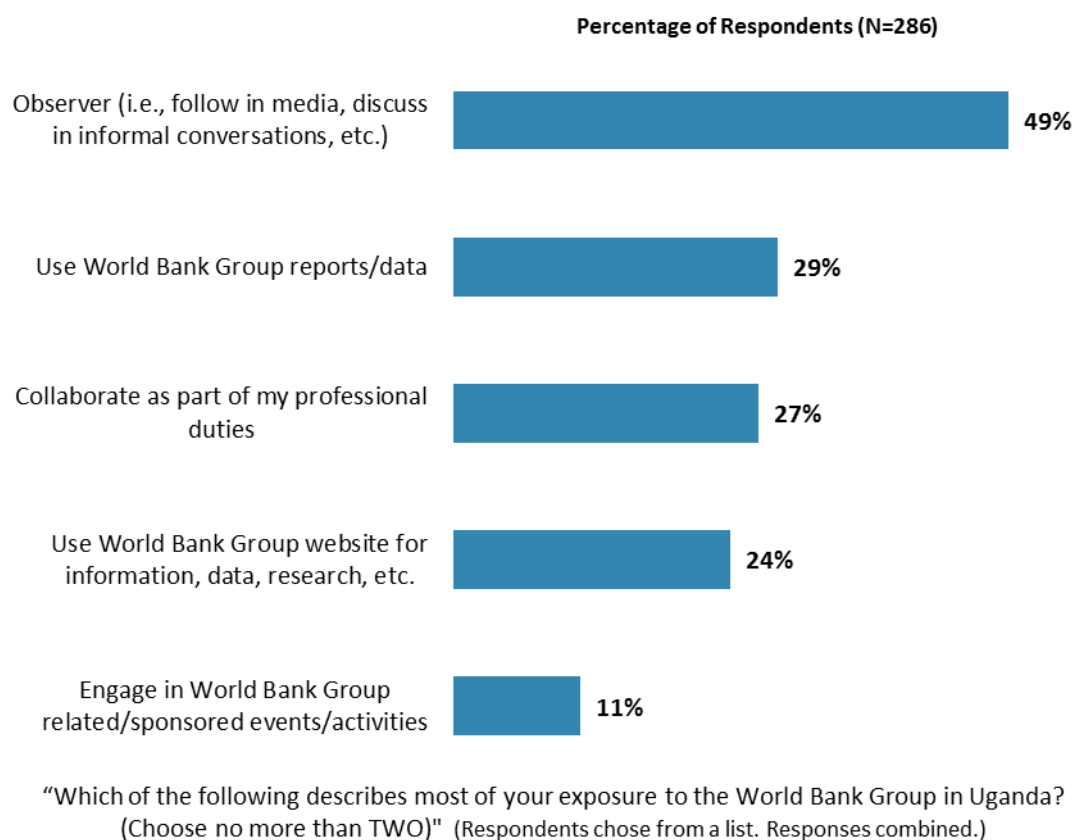


"Which of the following agencies of the World Bank Group do you work with in Uganda?
(Select all that apply)" (Respondents chose from a list. Responses combined.)

III. Demographics of the Sample (continued)

Exposure to the World Bank Group

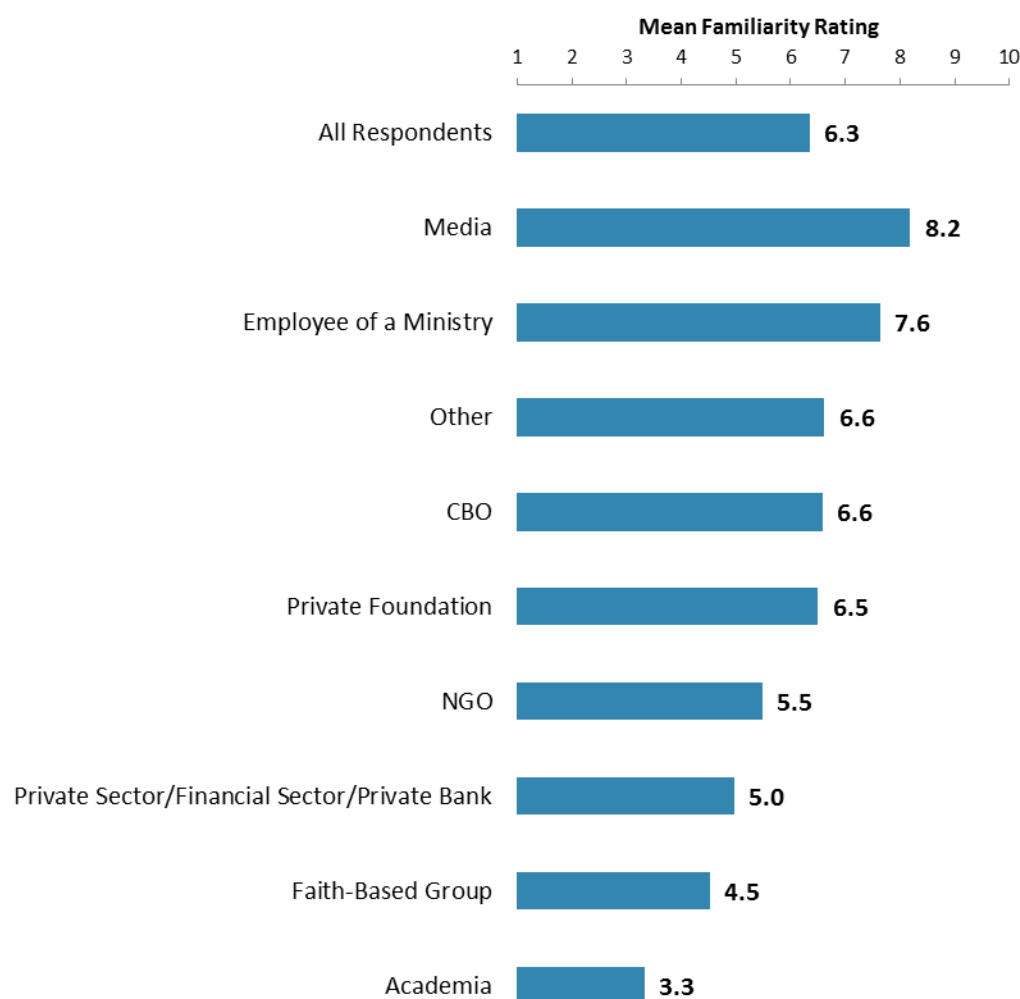
- Differences in responses to the indicator questions, based on exposure to the World Bank Group in Uganda, can be found in the Appendix (see page 168). Please note that where these two factors appear to have a significant relationship with overall views of the WBG, it is highlighted in yellow in that table.



III. Demographics of the Sample (continued)

Familiarity with the World Bank Group

- Respondents in this year's country survey had statistically similar levels of familiarity with the World Bank Group in Uganda compared to respondents from the FY '08 country survey (6.7).
- Respondents from the media and employees of ministries had the highest levels of familiarity with the World Bank Group in Uganda whereas respondents from NGOs, private sector/financial sector/private banks, faith-based groups, and academia had significantly lower levels of familiarity.
- Respondents' ratings of familiarity with the World Bank Group were significantly, strongly correlated with their perceptions of the World Bank Group's overall effectiveness in Uganda.

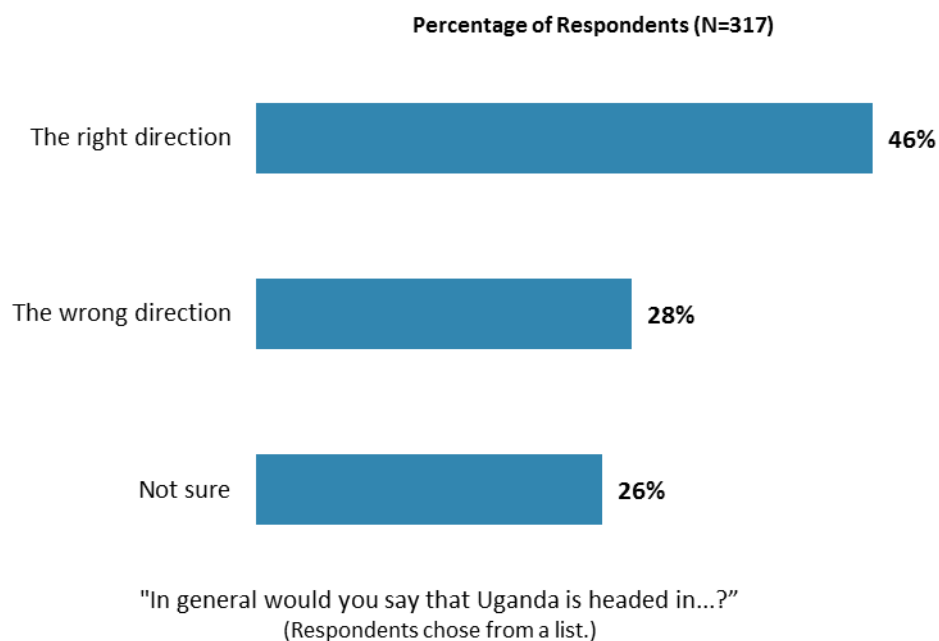


"How familiar are you with the work of the World Bank Group in Uganda?"
 (1 - "Not familiar at all", 10 - "Extremely familiar")

IV. General Issues Facing Uganda

Uganda Heading in the Right Direction

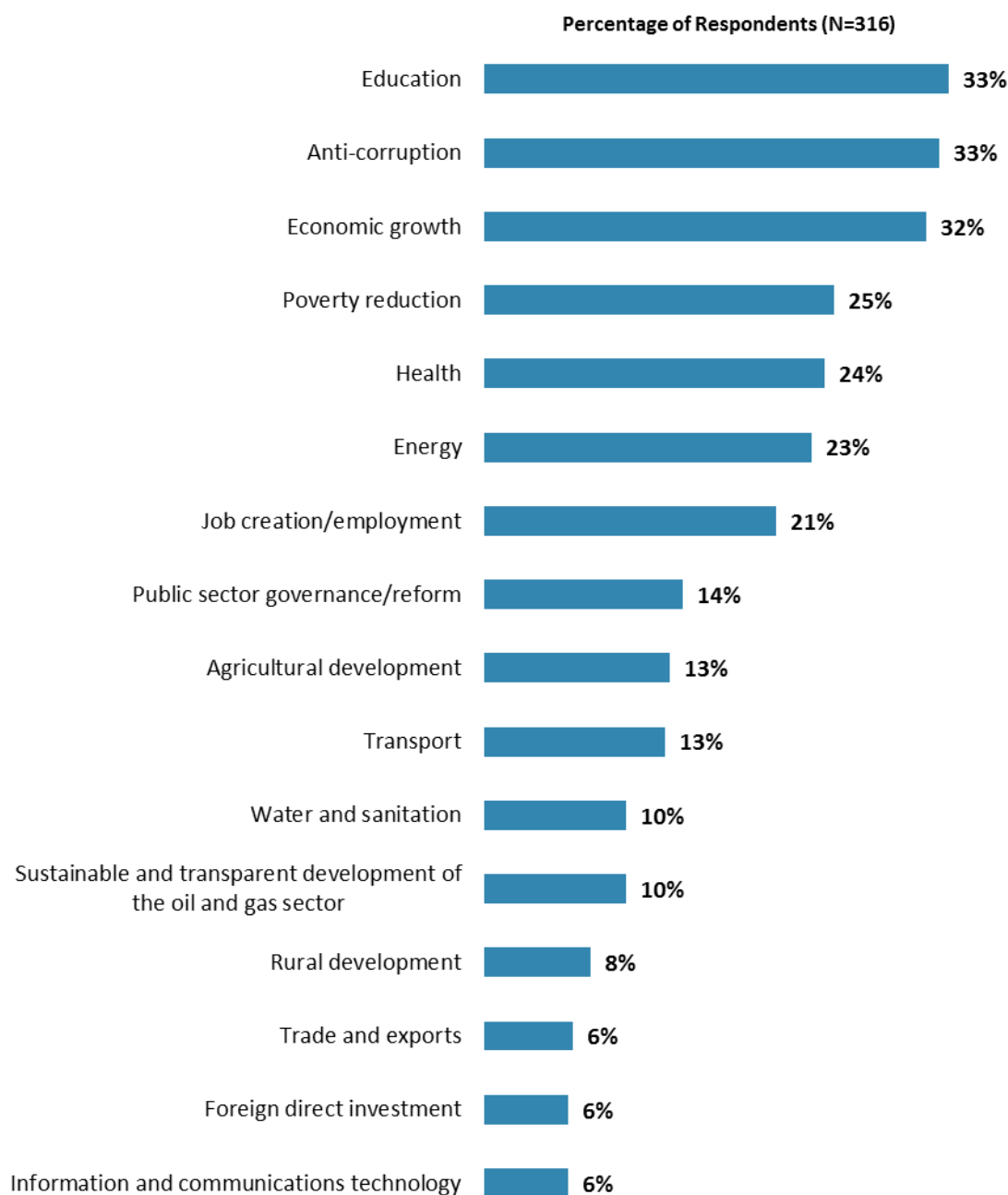
- Respondents who collaborated with the WBG in Uganda were significantly more likely to indicate that Uganda is headed in the right or wrong direction and significantly less likely to indicate that they are not sure whether Uganda was headed in the right or wrong direction compared to respondents who do not collaborate with the WBG.



IV. General Issues Facing Uganda (continued)

Development Priority

- Stakeholders express equal concern about education, corruption and growth, followed closely by poverty, health, energy and jobs.



"Listed below are a number of development priorities in Uganda. Please identify which of the following you consider the most important development priorities in Uganda. (Choose no more than THREE)" (Respondents chose from a list. Responses combined. Top 16 shown.)

IV. General Issues Facing Uganda (continued)

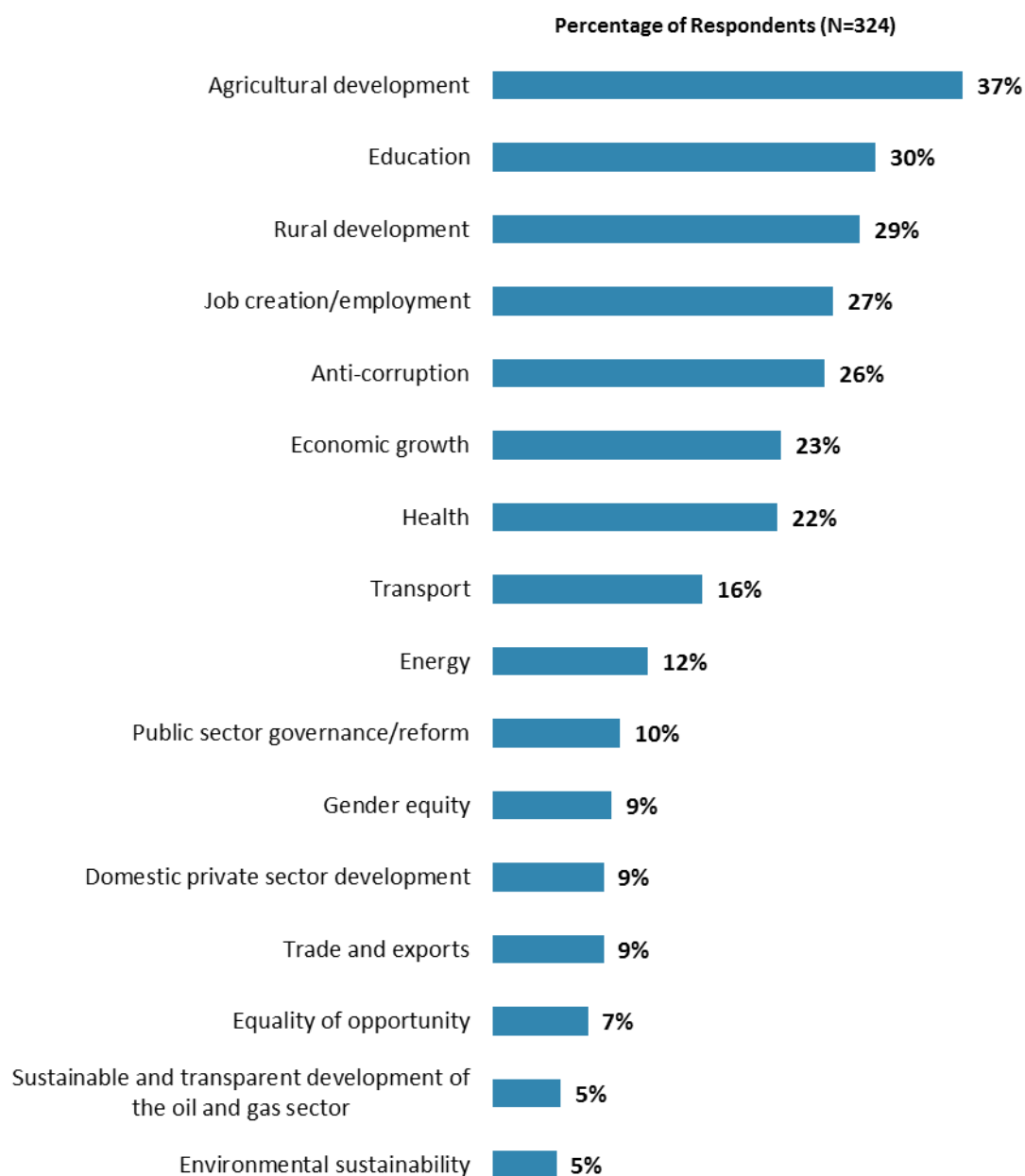
Development Priority (continued)

- There were several statistically significant stakeholder group differences in what they considered to be the most important development priorities in Uganda.
 - Respondents from private foundations were significantly more likely to indicate that foreign direct investment is one of the most important development priorities in Uganda compared to respondents from other stakeholder groups.
 - Respondents from CBOs were significantly more likely to indicate that gender equity, education, and information and communications technology are the most important development priorities in Uganda compared to respondents from other stakeholder groups.
 - Respondents from faith-based groups were significantly more likely to indicate that anti-corruption and economic growth are the most important development priorities in Uganda compared to respondents from other stakeholder groups.
 - Respondents from academia were significantly more likely to indicate that job creation/employment is one of the most important development priorities in Uganda compared to respondents from other stakeholder groups.
- Respondents who collaborated with the WBG were significantly more likely to indicate poverty reduction as the most important development priority compared to respondents who did not collaborate with the WBG.

IV. General Issues Facing Uganda (continued)

Factors Contributing to Poverty Reduction

- Nearly half of all respondents in the FY '08 country survey indicated that agriculture development/modernization of agriculture would contribute most to poverty reduction (47%).



"Poverty reduction is a broad term that encompasses work in many different areas. Which THREE areas of development listed below do you believe would contribute most to reducing poverty in Uganda?"
(Respondents chose from a list. Responses combined. Top 16 shown.)

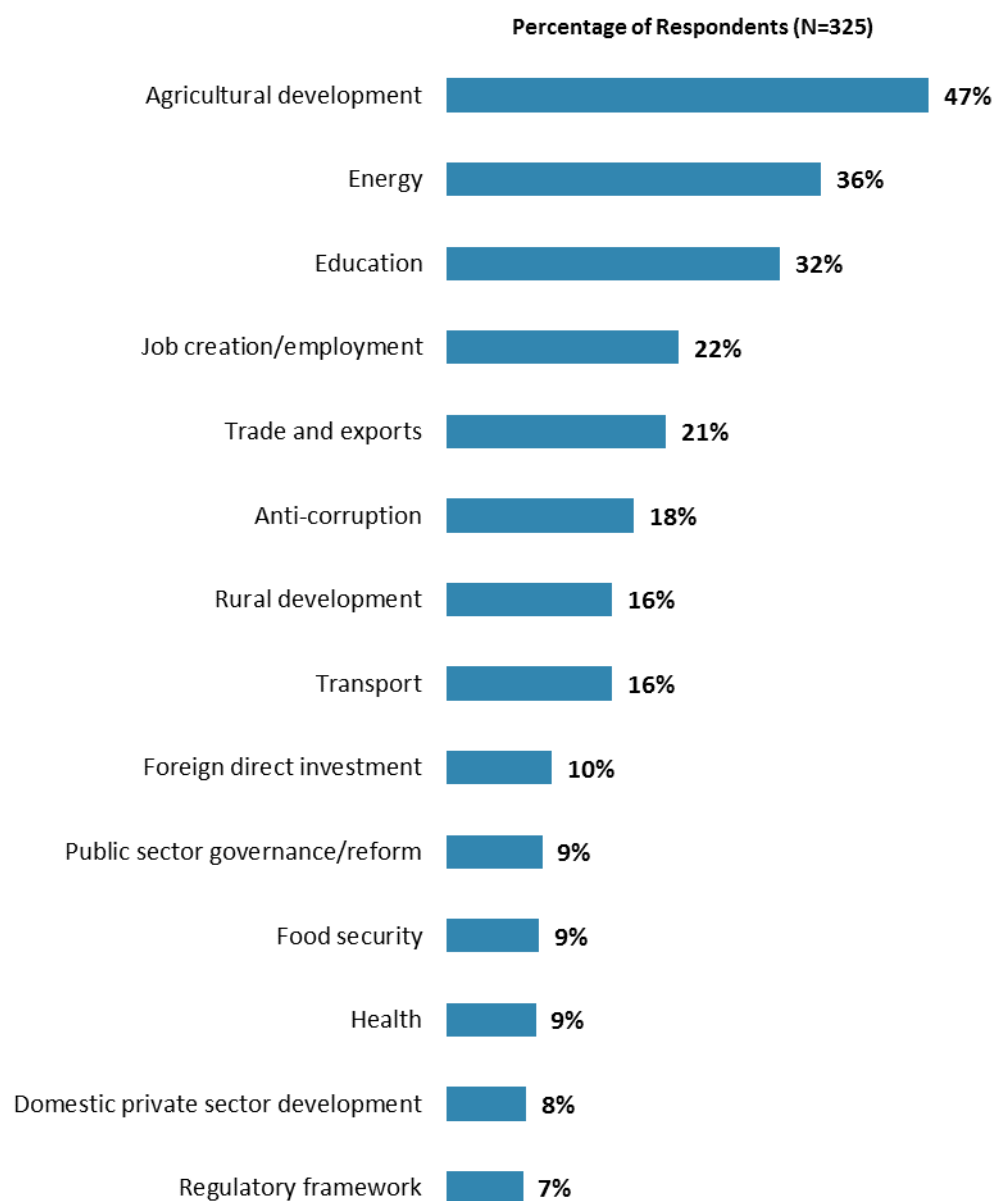
IV. General Issues Facing Uganda (continued)

Factors Contributing to Poverty Reduction (continued)

- There were several statistically significant stakeholder group differences in what they considered would contribute most to poverty reduction in Uganda.
 - Employees of ministries were significantly more likely to indicate that transport would contribute to poverty reduction in Uganda compared to respondents from other stakeholder groups.
 - Employees of ministries and respondents from other organizations were significantly more likely to indicate that domestic private sector development would contribute to poverty reduction in Uganda compared to respondents from other stakeholder groups.
 - Respondents from private sector/financial sector/private banks were significantly more likely to indicate that communicable/non-communicable diseases and environmental sustainability would contribute to poverty reduction in Uganda compared to respondents from other stakeholder groups.
 - Respondents from CBOs were significantly more likely to indicate that equality of opportunity, gender equity, and urban development would contribute to poverty reduction in Uganda compared to respondents from other stakeholder groups.
 - Respondents from CBOs and the media were significantly more likely to indicate that education would contribute to poverty reduction in Uganda compared to respondents from other stakeholder groups.
 - Respondents from CBOs and faith-based groups were significantly more likely to indicate that health would contribute to poverty reduction in Uganda compared to respondents from other stakeholder groups.
 - Respondents from faith-based groups were significantly more likely to indicate that information and communications technology would contribute to poverty reduction in Uganda compared to respondents from other stakeholder groups.
 - Respondents from faith-based groups and academia were significantly more likely to indicate that job creation/employment would contribute to poverty reduction in Uganda compared to respondents from other stakeholder groups.
- Respondents who collaborated with the WBG were significantly more likely to indicate economic growth, transport, and domestic private sector development as contributing most to poverty reduction compared to respondents who did not collaborate with the WBG.

IV. General Issues Facing Uganda (continued)

Factors Contributing to Economic Growth



“Economic growth can be driven by a number of factors. Which THREE areas below do you believe would contribute most to generating economic growth in Uganda? (Choose no more than THREE)” (Respondents chose from a list. Responses combined. Top 14 shown.)

IV. General Issues Facing Uganda (continued)

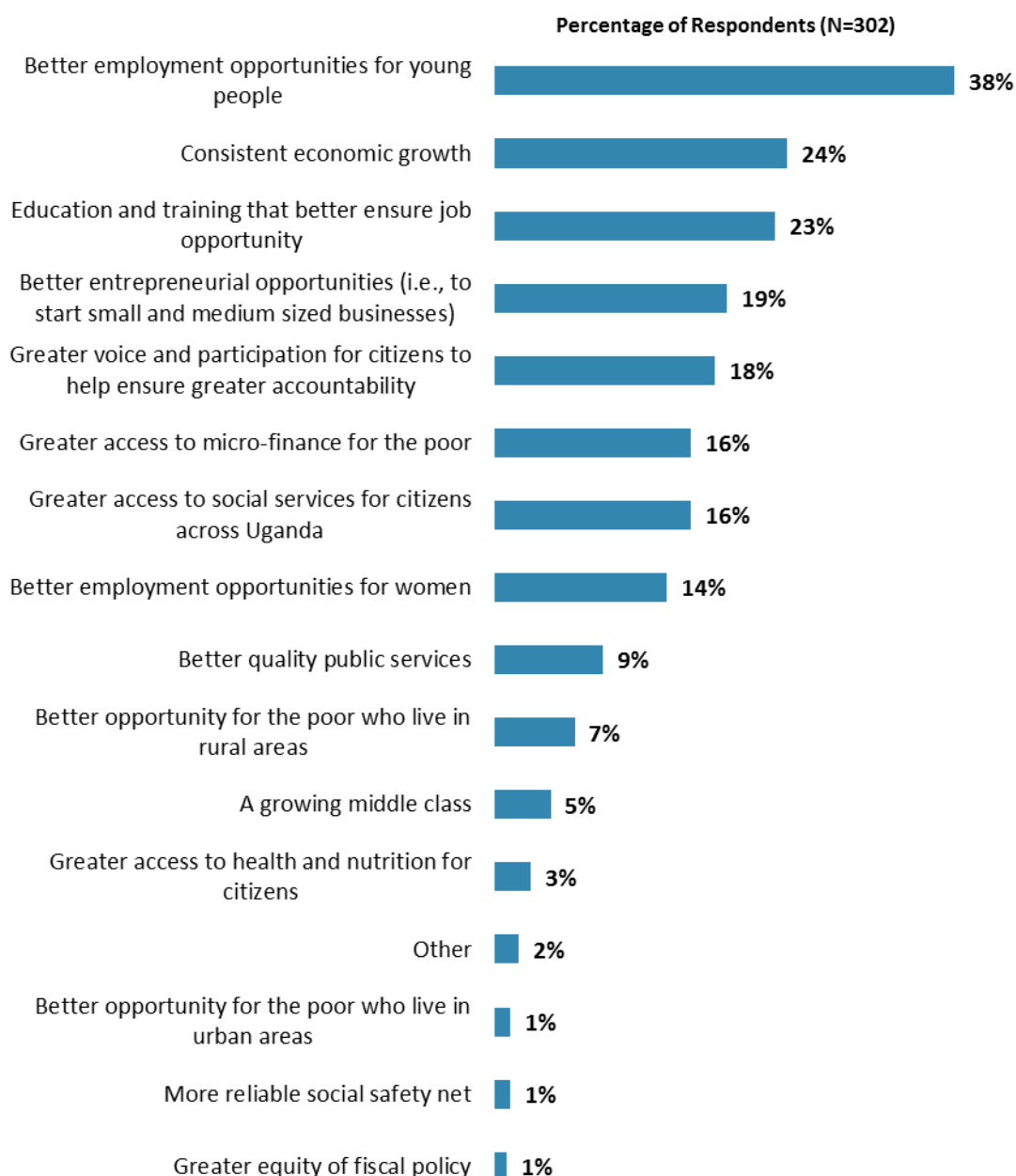
Factors Contributing to Economic Growth (continued)

- There were several statistically significant stakeholder group differences in what they considered would contribute most to poverty reduction in Uganda.
 - Employees of ministries and respondents from other organizations were significantly more likely to indicate that transport would contribute to economic growth in Uganda compared to respondents from other stakeholder groups.
 - Respondents from private sector/financial sector/private banks and respondents from other organizations were significantly more likely to indicate that public sector governance/reform would contribute to economic growth in Uganda compared to respondents from other stakeholder groups.
 - Respondents from private foundations and academia were significantly more likely to indicate that trade and exports would contribute to economic growth in Uganda compared to respondents from other stakeholder groups.
 - Respondents from CBOs were significantly more likely to indicate that rural development, education, and domestic private sector development, and significantly *less* likely to indicate agricultural development, would contribute to economic growth in Uganda compared to respondents from other stakeholder groups.
 - Respondents from faith-based groups were significantly more likely to indicate that anti-corruption and health would contribute to economic growth in Uganda compared to respondents from other stakeholder groups.
 - Respondents from academia were significantly more likely to indicate that sustainable and transparent development of the oil and gas sector would contribute to economic growth in Uganda compared to respondents from other stakeholder groups.
 - Respondents from other organizations were significantly more likely to indicate that foreign direct investment would contribute to economic growth in Uganda compared to respondents from other stakeholder groups.
- Respondents who collaborated with the WBG were significantly more likely to indicate energy and education as contributing most to generating economic growth compared to respondents who did not collaborate with the WBG who were significantly more likely to indicate trade and exports.

IV. General Issues Facing Uganda (continued)

Achieving “Shared Prosperity”

- Employees of ministries were more likely to indicate that consistent economic growth would achieve “shared prosperity” in Uganda, respondents from the private sector/financial sector/private banks were more likely to indicate education and training that better ensure job opportunity and respondents from private foundations were more likely to indicate better employment opportunities for women and greater access to micro-finance for the poor.



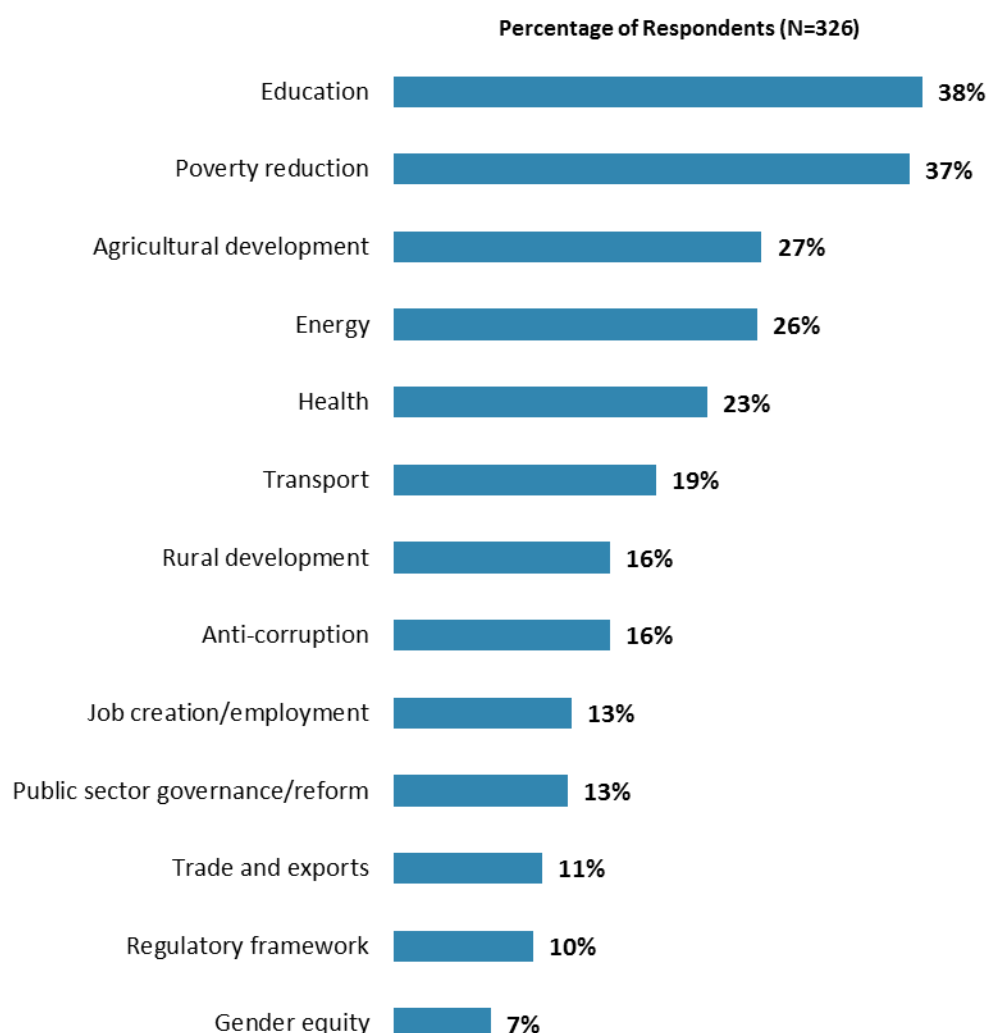
“When thinking about the idea of 'shared prosperity' in your country, which of the following TWO best illustrate how this would be achieved in Uganda? (Choose no more than TWO)”
(Respondents chose from a list. Responses combined.)

V. Overall Attitudes toward the World Bank Group

As noted in the “Methodology” section, the indicator questions referred to throughout the survey report are questions that are asked in every country that engages in the Country Survey. These will be aggregated for the World Bank Group’s annual Corporate Scorecard.

Focusing World Bank Group Resources

- Respondents from private foundations were more likely to indicate job creation, respondents from faith-based groups indicated rural development, and respondents from other organizations indicated agricultural development as the areas on which it would be most productive for the WBG to focus.
- Respondents who collaborate with the WBG were significantly more likely to indicate transport and education compared to respondents who do not collaborate with the WBG.

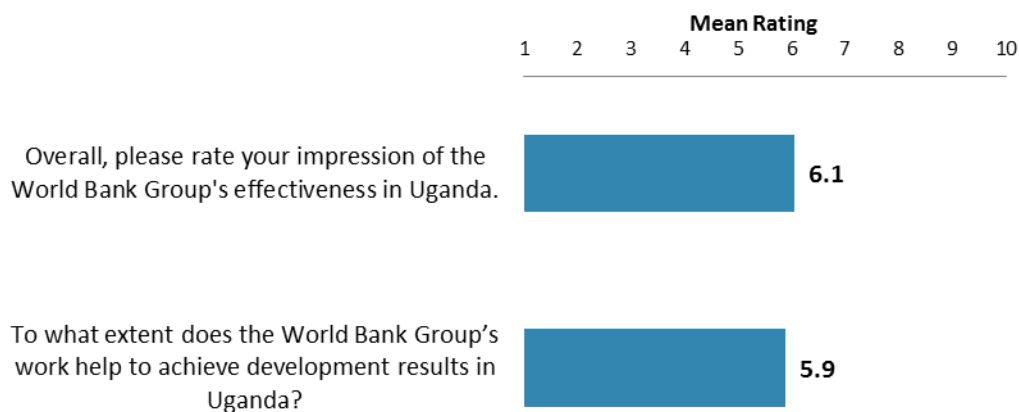


“When thinking about how the World Bank Group can have the most impact on development results in Uganda, in which sectoral areas do you believe the World Bank Group should focus most of its resources (financial and knowledge services) in Uganda? (Choose no more than THREE)” (Respondents chose from a list. Responses combined. Top 13 shown.)

V. Overall Attitudes toward the World Bank Group (continued)

The World Bank Group's Overall Effectiveness (*Indicator Question*)

- Respondents from this year's country survey gave statistically similar ratings for the WBG's effectiveness in Uganda compared to respondents from the FY '08 country survey (6.3).
- Respondents from the media gave the highest ratings for the WBG's effectiveness in Uganda whereas respondents from academia gave significantly lower ratings. Respondents from other organizations gave the highest ratings for the extent to which the WBG's work achieves development results in Uganda whereas respondents from the media gave significantly lower ratings.
- Respondents across geographic locations, as well as those who collaborated with the WBG and those who do not, gave statistically similar ratings for the extent to which the WBG's work achieves development results in Uganda and for the WBG's effectiveness in Uganda.

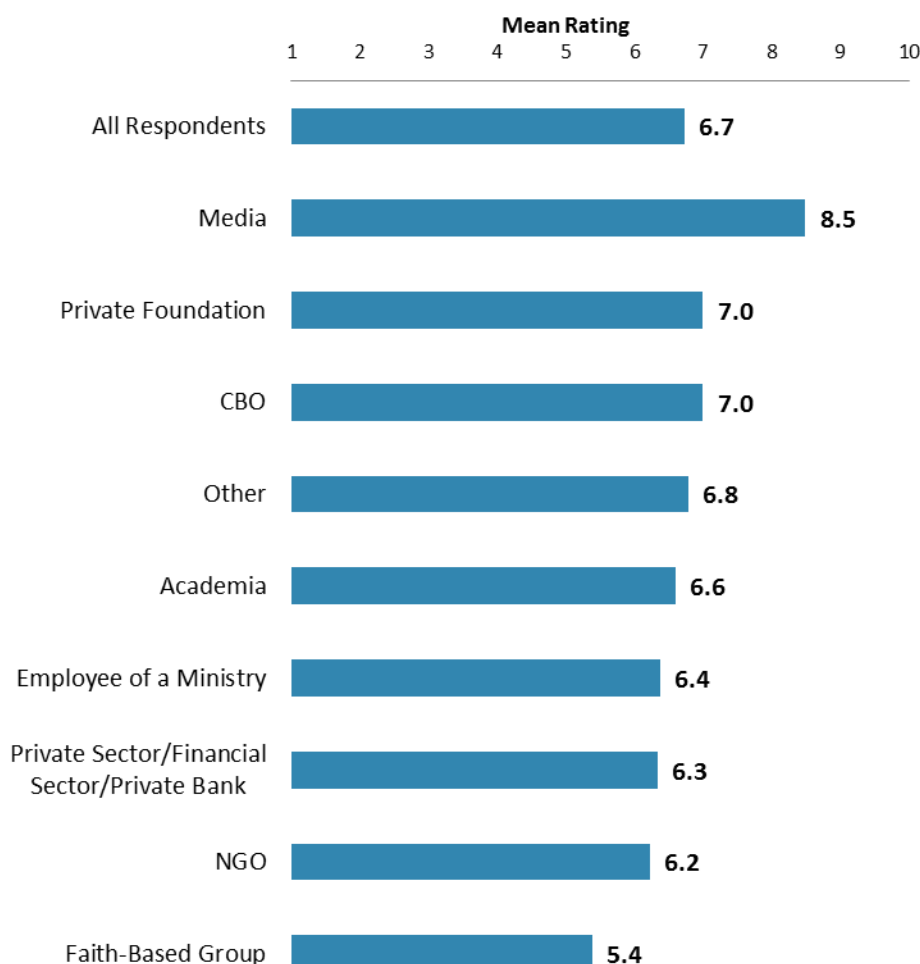


(1-"Not effective at all", 10-"Very effective" and 1-"To no degree at all", 10-"To a very significant degree")

V. Overall Attitudes toward the World Bank Group (continued)

Staff Preparedness (*Indicator Question*)

- Respondents from the media gave the highest ratings for the extent to which the World Bank Group's staff is well prepared to help Uganda solve its most complicated development challenges whereas respondents from faith-based groups gave significantly lower ratings.
- Respondents who collaborate with the WBG gave significantly higher ratings for the extent to which the World Bank Group's staff is well prepared to help Uganda solve its most complicated development challenges compared to respondents who do not collaborate with the WBG.
- Respondents across all geographic locations gave statistically similar ratings for the extent to which the World Bank Group's staff is well prepared to help Uganda solve its most complicated development challenges.

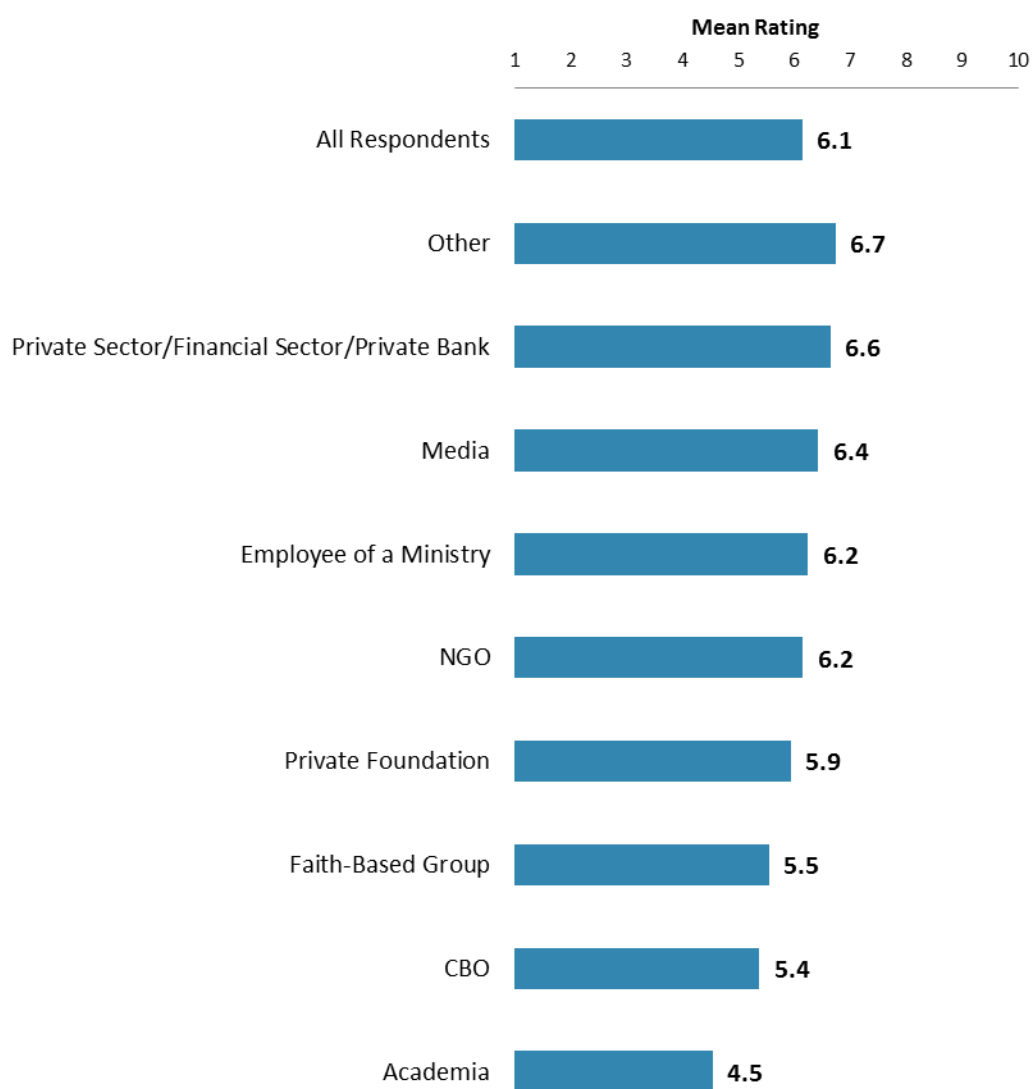


"To what extent do you believe the World Bank Group's staff is well prepared (e.g., skills and knowledge) to help Uganda solve its most complicated development challenges?"
 (1-"To no degree at all", 10-"To a very significant degree")

V. Overall Attitudes toward the World Bank (continued)

Overall Ratings for Indicator Questions

- Respondents from other organizations and the private sector/financial sector/private banks gave the highest ratings across all of the country survey indicator questions whereas respondents from academia gave significantly lower ratings. Responses for individual indicator questions by stakeholder groups can be found in the Appendix (see page 169).

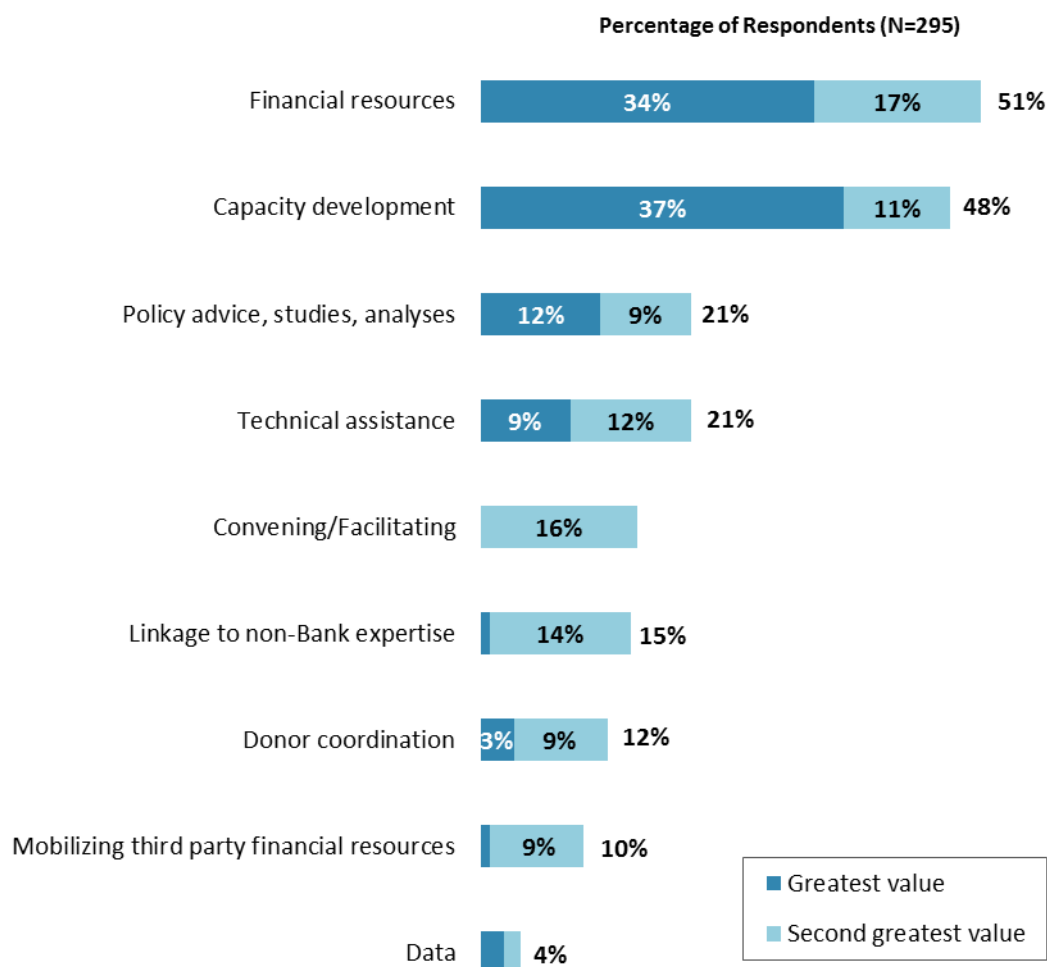


Mean Ratings across all Indicator Questions, all asked on 1 to 10 scales

V. Overall Attitudes toward the World Bank Group (continued)

WBG Activities: Greatest Value

- Capacity development is valued equally to the WBG's financial resources.

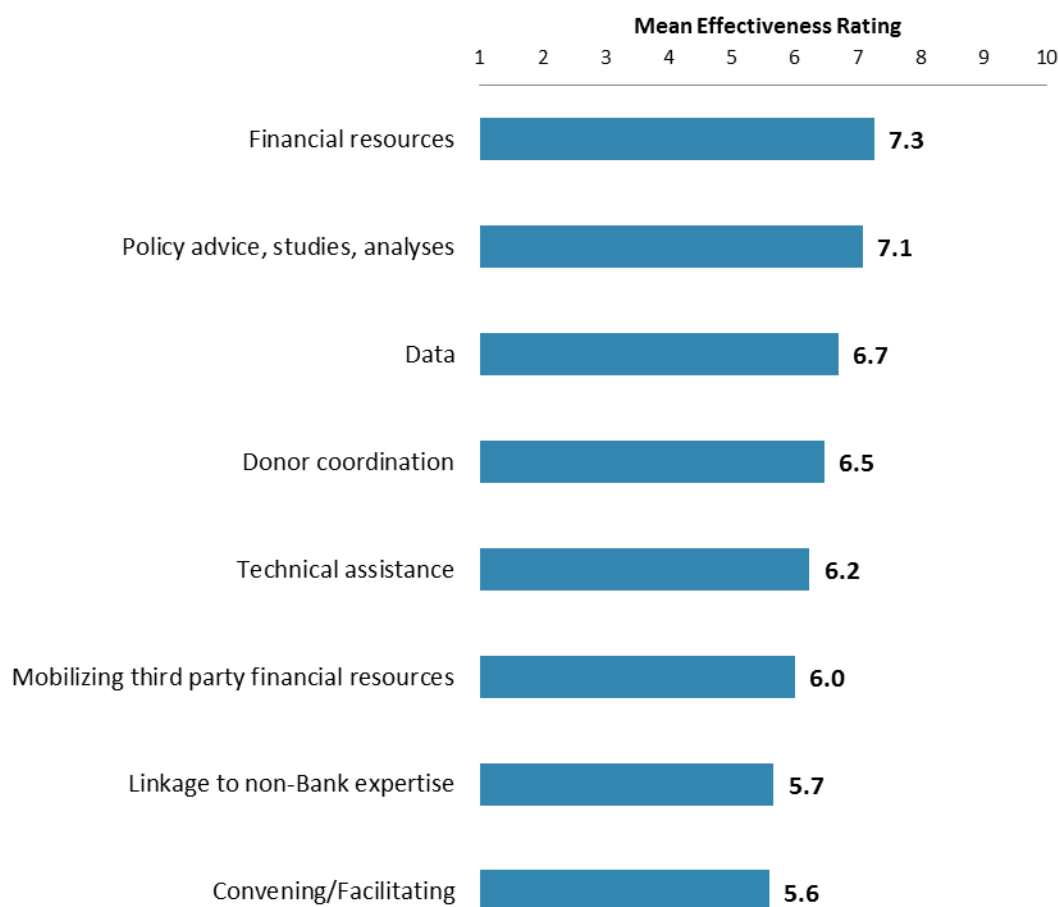


“When thinking about the World Bank Group’s role, which activity do you believe is of greatest VALUE and which activity is of second greatest value in Uganda?” (Respondents chose from a list.)

V. Overall Attitudes toward the World Bank Group (continued)

WBG Activities: Effectiveness

- Respondents from private foundations gave the highest ratings for the effectiveness of the WBG's convening/facilitating whereas respondents from CBOs gave significantly lower ratings. Respondents from private foundations gave the highest ratings for the effectiveness of the WBG's data whereas respondents from faith-based groups gave significantly lower ratings. Respondents from the media gave the highest ratings for the effectiveness of the WBG's policy advice, studies, analyses whereas respondents from academia gave significantly lower ratings. Respondents from the media gave the highest ratings for the effectiveness of the WBG's technical assistance whereas respondents from private foundations gave significantly lower ratings. Respondents from CBOs and the media gave the highest ratings for the effectiveness of the WBG's mobilizing third party financial resources whereas respondents from academia gave significantly lower ratings. Respondents from CBOs gave the highest ratings for the effectiveness of the WBG's donor coordination whereas employees of ministries gave significantly lower ratings.
- Respondents who collaborate with the WBG gave significantly lower ratings for the effectiveness of the WBG's convening/facilitating compared to respondents who do not collaborate with the WBG.

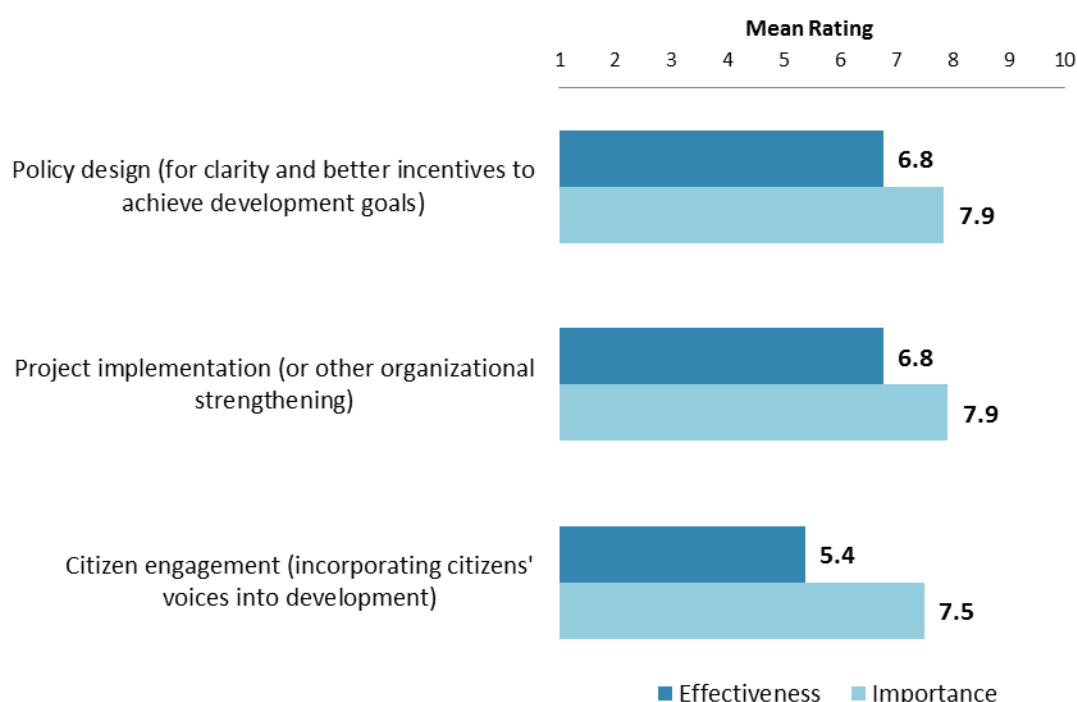


"How effectively do the World Bank Group's activities below support Uganda's efforts to achieve development results?" (1- "Not effective at all", 10- "Very effective")

V. Overall Attitudes toward the World Bank Group (continued)

Capacity Building

- Respondents from private foundation gave the highest ratings for the WBG's effectiveness at project implementation and policy design capacity building whereas respondents from academia gave significantly lower ratings. Respondents from CBOs, faith-based groups, and other organizations gave the highest ratings for the WBG's effectiveness at citizen engagement capacity building whereas respondents from academia gave significantly lower ratings.
- Respondents from private foundation gave the highest ratings for the importance of the WBG being involved in project implementation capacity building whereas respondents from NGOs and other organizations gave significantly lower ratings. Respondents from private foundation gave the highest ratings for the importance of the WBG being involved in policy design capacity building whereas employees of ministries gave significantly lower ratings. Respondents from private foundation and academia gave the highest ratings for the importance of the WBG being involved in citizen engagement capacity building whereas employees of ministries gave significantly lower ratings.
- Respondents who collaborate with the WBG gave significantly higher ratings for the importance of the WBG being involved in project implementation and policy design capacity building compared to respondents who do not collaborate with the WBG.



"How EFFECTIVE do you believe the World Bank Group is in terms of the capacity building work it does in each of the following areas in Uganda?"

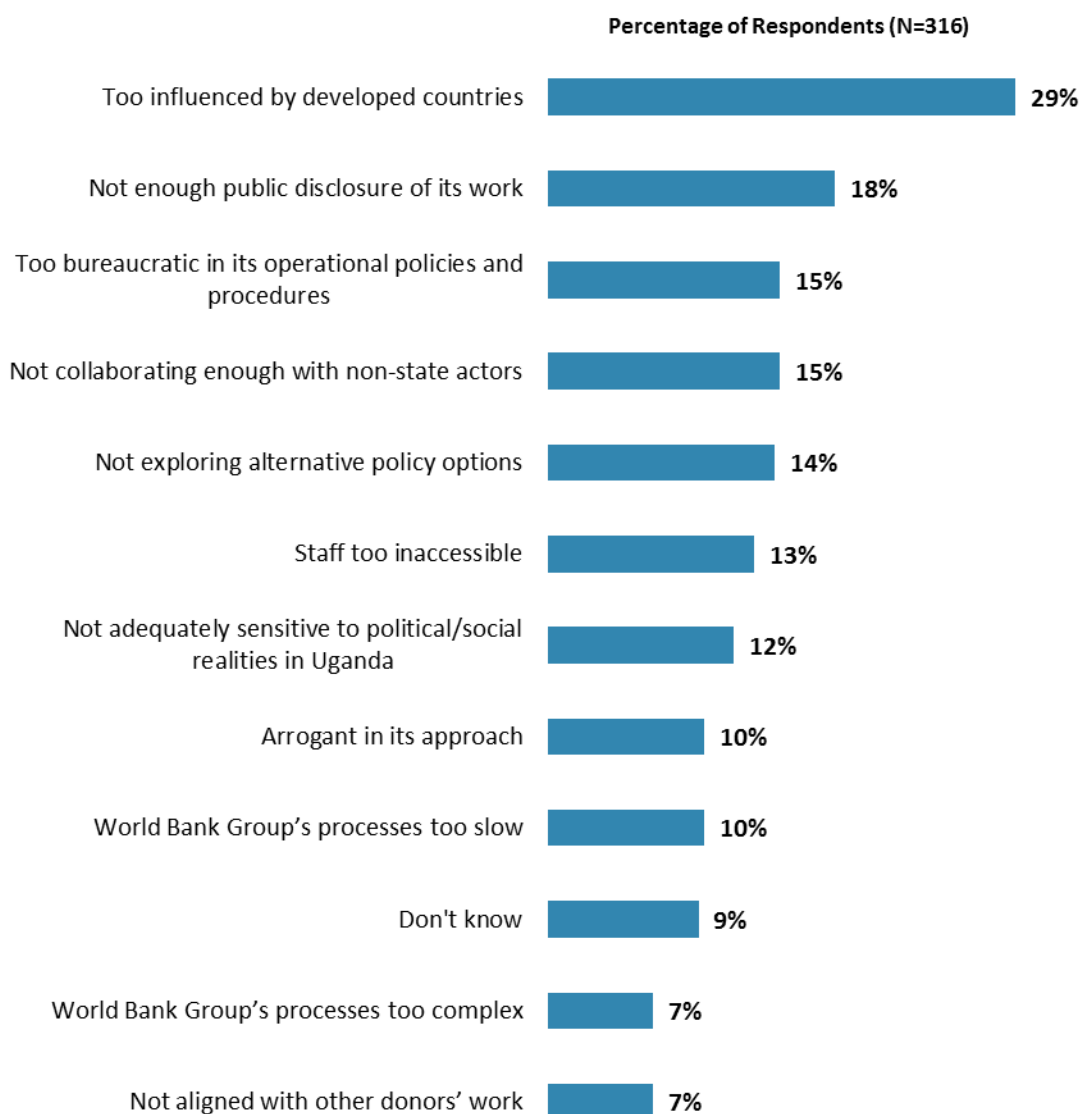
"When thinking about how to improve capacity building in Uganda to help ensure better development results, looking forward, how IMPORTANT is it for the World Bank Group to be involved in the following aspects of capacity building?"

(1-"Not effective/important at all", 10-"Very effective/important")

V. Overall Attitudes toward the World Bank Group (continued)

Greatest Weakness

- In contrast to nearly all country surveys, a plurality of stakeholders in Uganda reported that the WBG's greatest weakness was that it was too influenced by developed countries.



“Which of the following do you identify as the World Bank Group’s greatest WEAKNESSES in its work in Uganda? (Choose no more than TWO)”
(Respondents chose from a list. Responses combined. Top 12 shown.)

V. Overall Attitudes toward the World Bank Group (continued)

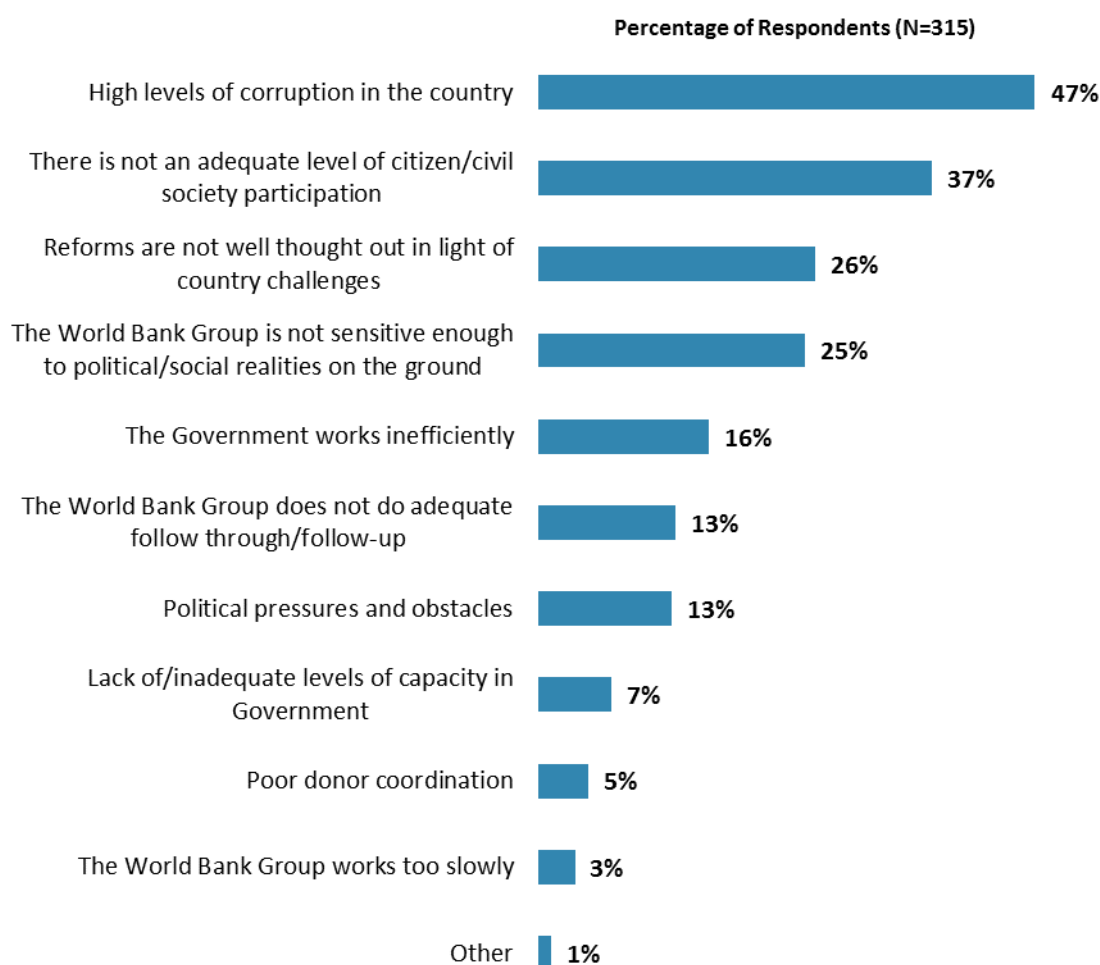
Greatest Weakness (continued)

- There were several statistically significant stakeholder group differences in what they considered to be the WBG's greatest weaknesses in its work in Uganda.
 - Employees of ministries were significantly more likely to indicate that the WBG's greatest weakness is being arrogant in its approach compared to respondents from other stakeholder groups.
 - Employees of ministries and respondents from CBOs were significantly more likely to indicate that the WBG's greatest weakness is being too bureaucratic in its operational policies and procedures compared to respondents from other stakeholder groups.
 - Respondents from the private sector/financial sector/private banks were significantly more likely to indicate that the WBG's greatest weakness is that its processes are too complex compared to respondents from other stakeholder groups.
 - Respondents from the private sector/financial sector/private banks and private foundations were significantly more likely to indicate that the WBG's greatest weakness is that its processes are too slow compared to respondents from other stakeholder groups.
 - Respondents from NGOs were significantly more likely to indicate that the WBG's greatest weakness is that it does not collaborate enough with non-state actors compared to respondents from other stakeholder groups.
 - Respondents from CBOs and academia were significantly more likely to indicate that the WBG's greatest weakness is that it is not willing to honestly criticize policies and reform efforts in the country compared to respondents from other stakeholder groups.
 - Respondents from faith-based groups were significantly more likely to indicate that the WBG's greatest weaknesses were that its staff is too inaccessible and that it is not adequately sensitive to political/social realities in Uganda compared to respondents from other stakeholder groups.
 - Respondents from academia were significantly more likely to indicate that the WBG's greatest weakness is that there is not enough public disclosure of its work compared to respondents from other stakeholder groups.
 - Respondents from other organizations were significantly more likely to indicate that the WBG's greatest weakness is that it does not explore alternative policy options compared to respondents from other stakeholder groups.
- Respondents who collaborate with the WBG were significantly more likely to indicate that being too bureaucratic in its operational policies and procedures was one of the WBG's greatest weaknesses compared to respondents who do not collaborate with the WBG, who were significantly more likely to indicate that its processes are too complex and too slow.

V. Overall Attitudes toward the World Bank Group (continued)

Attributing Failed/Slow Reform Efforts

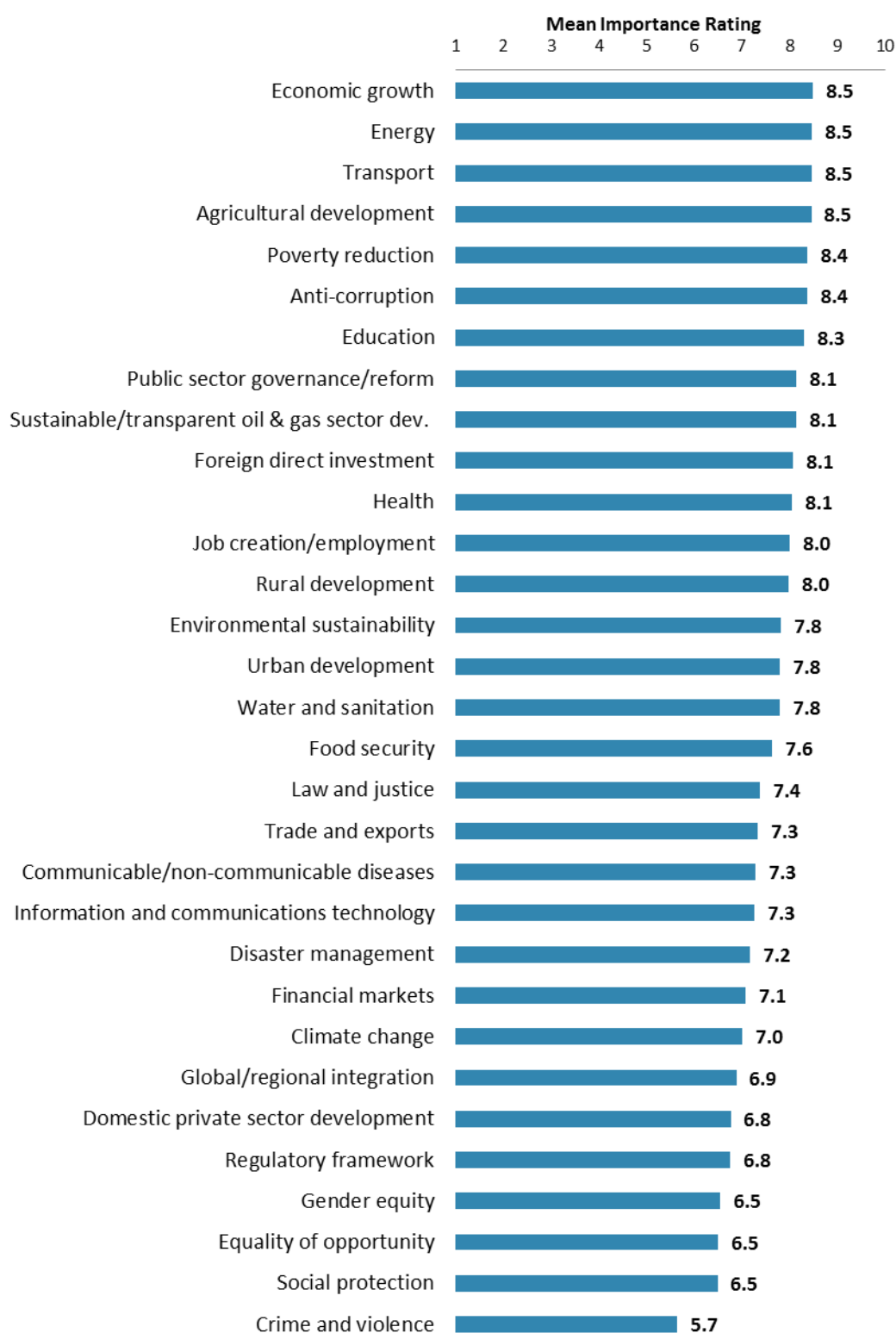
- Employees of ministries and respondents from NGOs and the media indicated that they attribute failed or slow reform efforts to there not being an adequate level of citizen/civil society participation. A majority of respondents from the private sector/financial sector/private banks indicated that they attribute it to reforms not being well thought out in light of country challenges. Respondents from private foundations and faith-based groups indicated that they attribute it to high levels of corruption in the country. Respondents from faith-based groups also indicated that they attribute it to the WBG not doing adequate follow through. Respondents from CBOs indicated that they attribute it to inadequate levels of capacity in Government and the Government working inefficiently.
- Respondents who collaborate with the WBG were significantly more likely to indicate that they attribute failed or slow reform efforts to high levels of corruption in the country compared to respondents who do not collaborate with the WBG.



"When World Bank Group assisted reform efforts fail or are slow to take place, which of the following would you attribute this to? (Choose no more than TWO)"
(Respondents chose from a list. Responses combined.)

VI. Sectors: Importance and Effectiveness

Importance of Specific Areas



"In your opinion, how IMPORTANT is it for the World Bank Group to be involved in the following areas of development in Uganda?" (1-"Not important at all", 10-"Very important")

VI. Sectors: Importance and Effectiveness (continued)

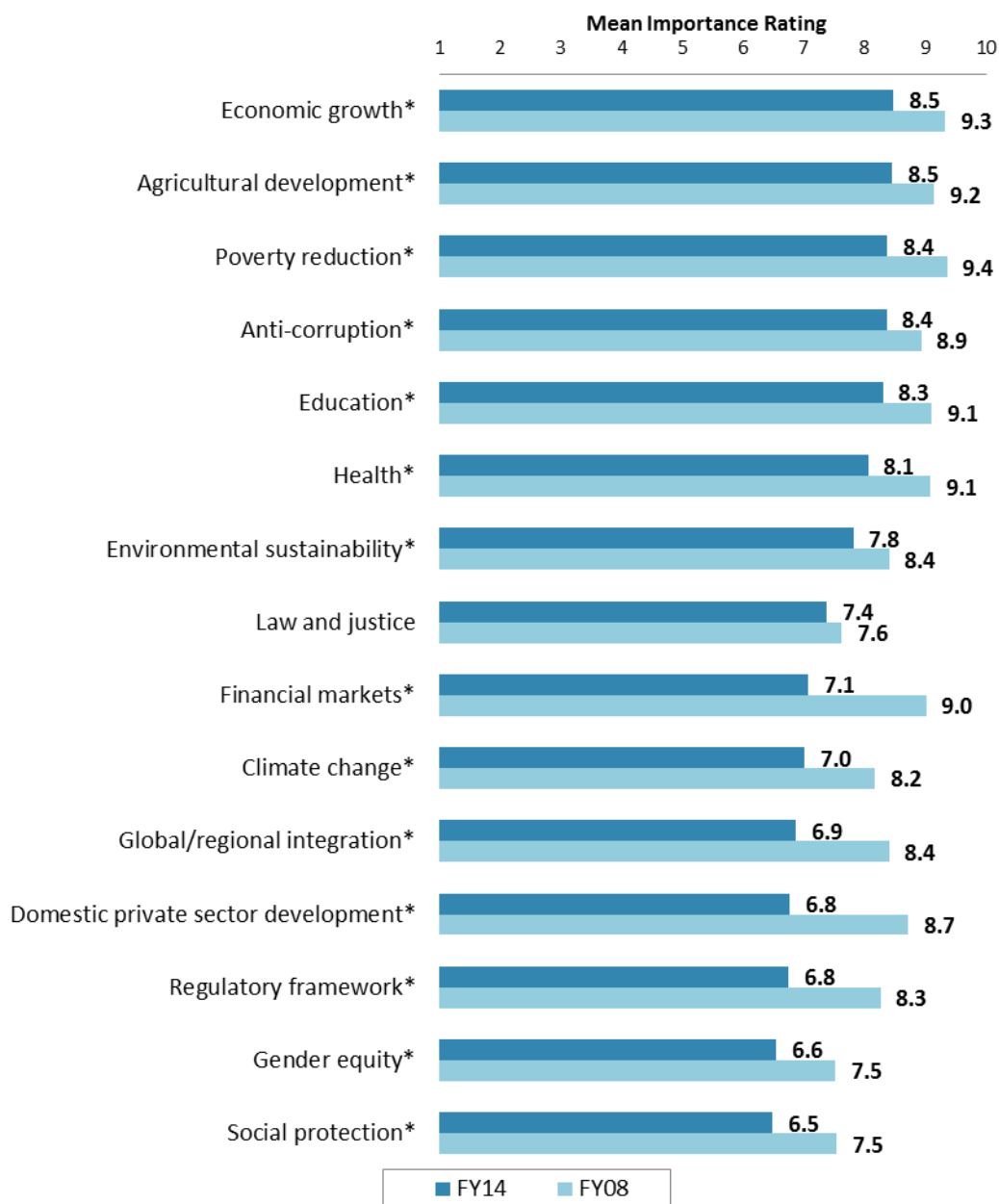
Importance of Specific Areas (continued)

- There were statistically significant stakeholder group differences among twenty-three of these thirty-one areas of development. For the most part, respondents from the private sector/financial sector/private banks and the media tended to have the highest ratings of importance whereas respondents from private foundations and faith-based groups tended to have significantly lower importance ratings. Respondents from CBOs also tended to have some of the highest ratings, as well as some of the lowest ratings of importance across these areas. Those areas with significant stakeholder group differences were:
 - “Information and communications technology”;
 - “Transport”;
 - “Crime and violence”;
 - “Environmental sustainability”;
 - “Regulatory framework”;
 - “Communicable/non-communicable diseases”;
 - “Gender equity”;
 - “Domestic private sector development”;
 - “Foreign direct investment”;
 - “Trade and exports”;
 - “Economic growth”;
 - “Energy”;
 - “Disaster management”;
 - “Public sector governance/reform”;
 - “Job creation/employment”;
 - “Financial markets”;
 - “Equality of opportunity”;
 - “Rural development”;
 - “Global/regional integration”;
 - “Food security”;
 - “Social protection”;
 - “Agricultural development”; and
 - “Sustainable and transparent development of the oil and gas sector”.
- Respondents who collaborate with the WBG gave significantly higher ratings of importance for “Anti-Corruption”, “Environmental sustainability”, “Poverty Reduction”, “Water and Sanitation”, “Economic growth”, “Energy”, “Public sector governance/reform”, “Rural development”, “Agricultural development”, and “Sustainable and transparent development of the oil and gas sector”, but significantly lower importance ratings for “Gender equity”, “Trade and exports”, “Financial markets”, “Equality of opportunity”, and “Social protection” compared to respondents who do not collaborate with the WBG.

VI. Sectors: Importance and Effectiveness (continued)

Importance of Specific Areas (continued)

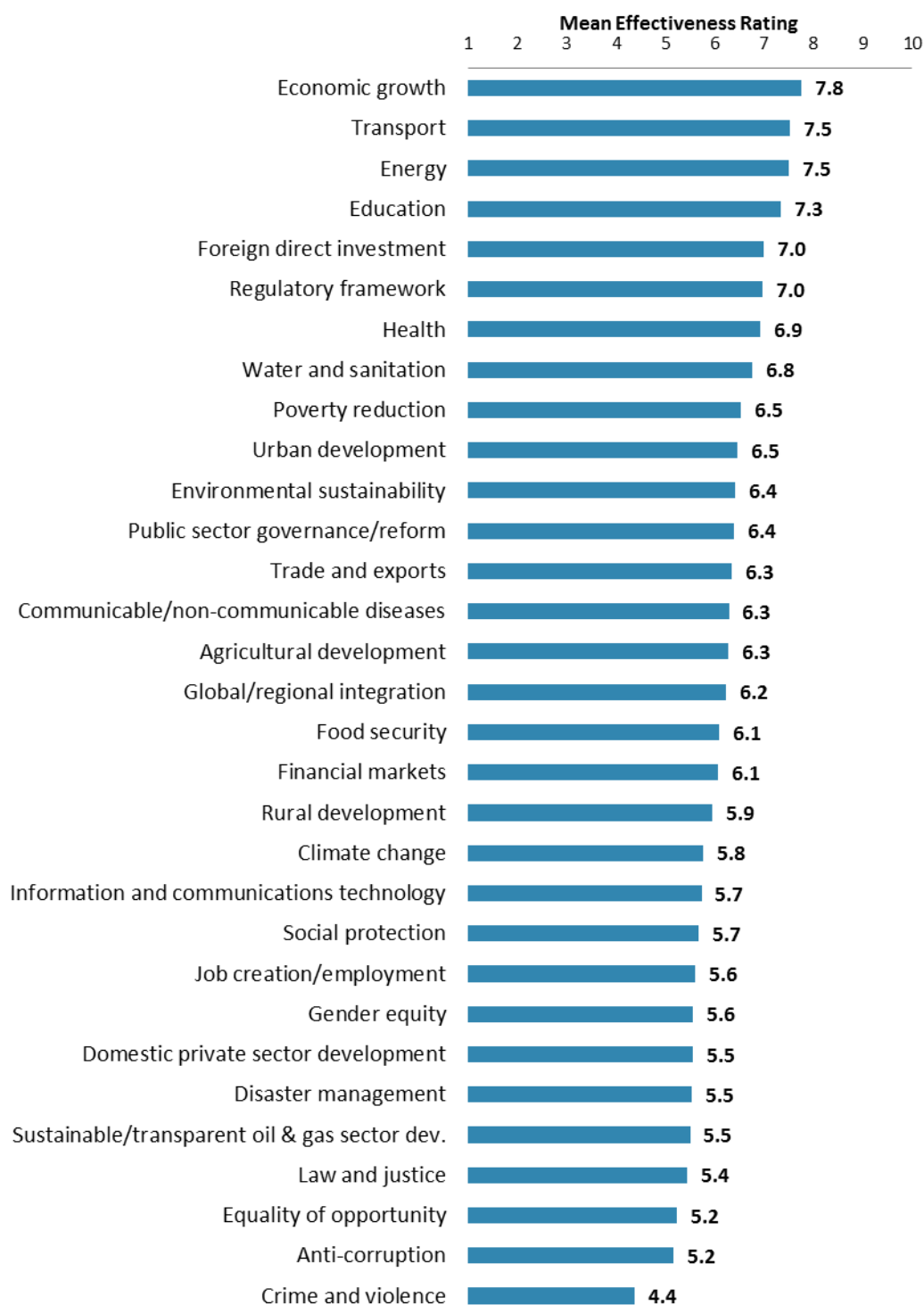
- Respondents in this year's country survey had lower ratings of importance across all areas that could be compared to respondents from the FY '08 country survey. Those differences that reached statistical significance are noted in the graph.



(*Significantly different between FY14 and FY08)

VI. Sectors: Importance and Effectiveness (continued)

Effectiveness of Specific Areas



"How EFFECTIVE do you believe the World Bank Group is in terms of the work it does in the following areas of development in Uganda?" (1-"Not effective at all", 10-"Very effective")

VI. Sectors: Importance and Effectiveness (continued)

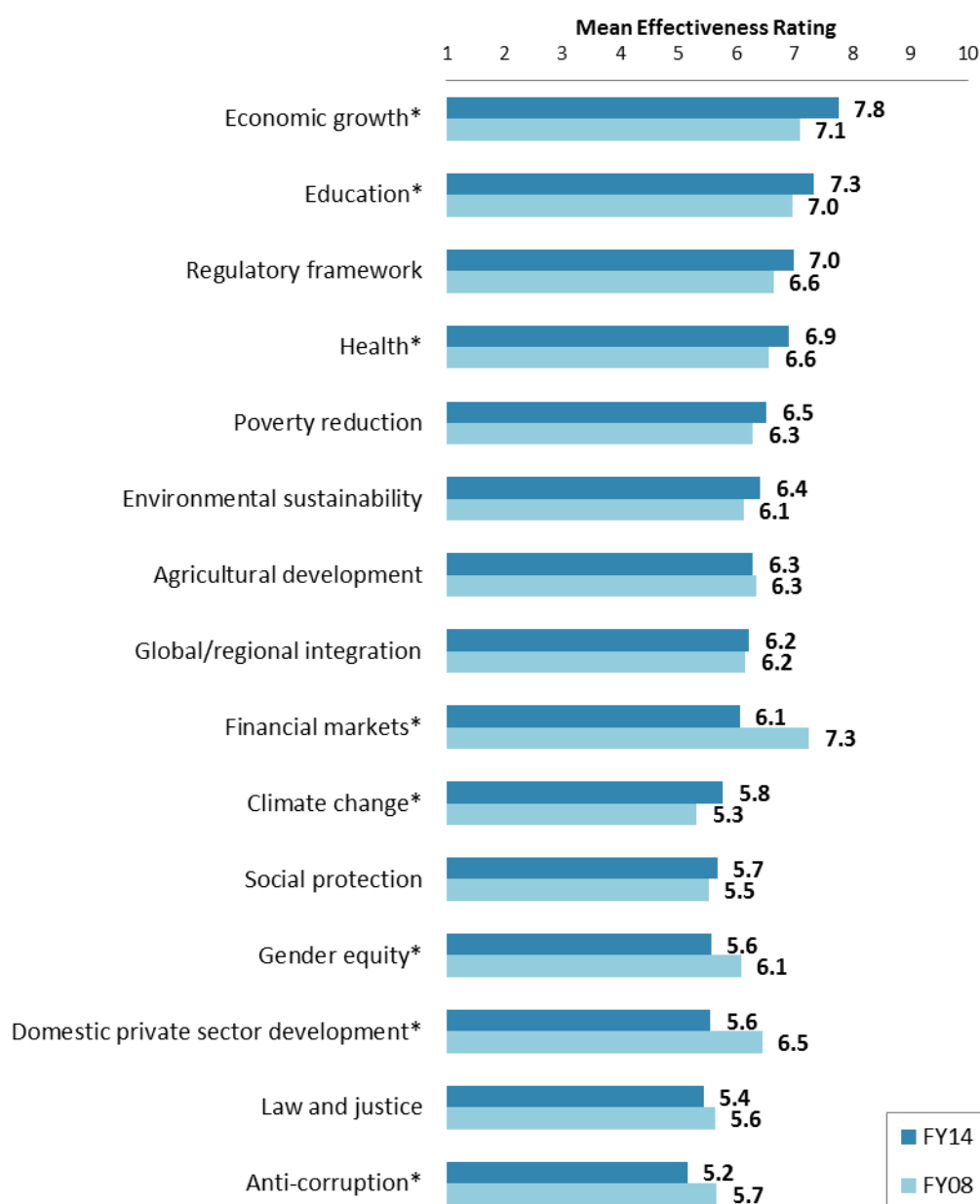
Effectiveness of Specific Areas (continued)

- Please note the complete breakdown of respondents' effectiveness ratings for the WBG's work in these development areas can be found in the Appendix. In addition to the aggregate mean ratings for each area, respondents who indicated that they "Don't Know" are reported in Appendix A (see page 70), suggesting that primarily informed stakeholders responded to these questions. A complete breakdown by stakeholder groups can be found in Appendix B (see page 88), by geographic locations in Appendix C (see page 114), by WBG-collaborators in Appendix D (see page 132), and by respondents' specializations/sectors in Appendix F (see page 154).
- There were statistically significant stakeholder group differences among all but two of these thirty-one areas of development. For the most part, employees of ministries and respondents from faith-based groups tended to give the highest ratings for the WBG's effectiveness across these areas whereas respondents from academia and other organizations tended to give significantly lower effectiveness ratings. Respondents from CBOs also tended to have some of the highest ratings, as well as some of the lowest ratings of the WBG's effectiveness across these areas. Those areas with statistically similar stakeholder group ratings were:
 - "Poverty reduction"; and
 - "Financial markets".
- Respondents who collaborate with the WBG gave significantly higher ratings for the WBG's effectiveness at "Transport", "Economic growth", "Energy", and "Health", but significantly lower ratings for the WBG's effectiveness at "Anti-Corruption", "Crime and violence", "Law and justice", and "Equality of opportunity" compared to respondents who do not collaborate with the WBG.

VI. Sectors: Importance and Effectiveness (continued)

Effectiveness of Specific Areas (continued)

- Respondents in this year's country survey tended to give higher ratings for the WBG's effectiveness across the areas that could be compared to respondents from the FY '08 country survey, but not always. Those differences that reached statistical significance are noted in the graph.



(*Significantly different between FY14 and FY08)

VI. Sectors: Importance and Effectiveness (continued)

Drivers of Effectiveness

To determine the key drivers of respondents' ratings of the World Bank Group's overall effectiveness and ratings of its ability to help achieve development results in Uganda, bivariate correlational analyses were conducted using respondents' ratings of the thirty-one specific areas of effectiveness.

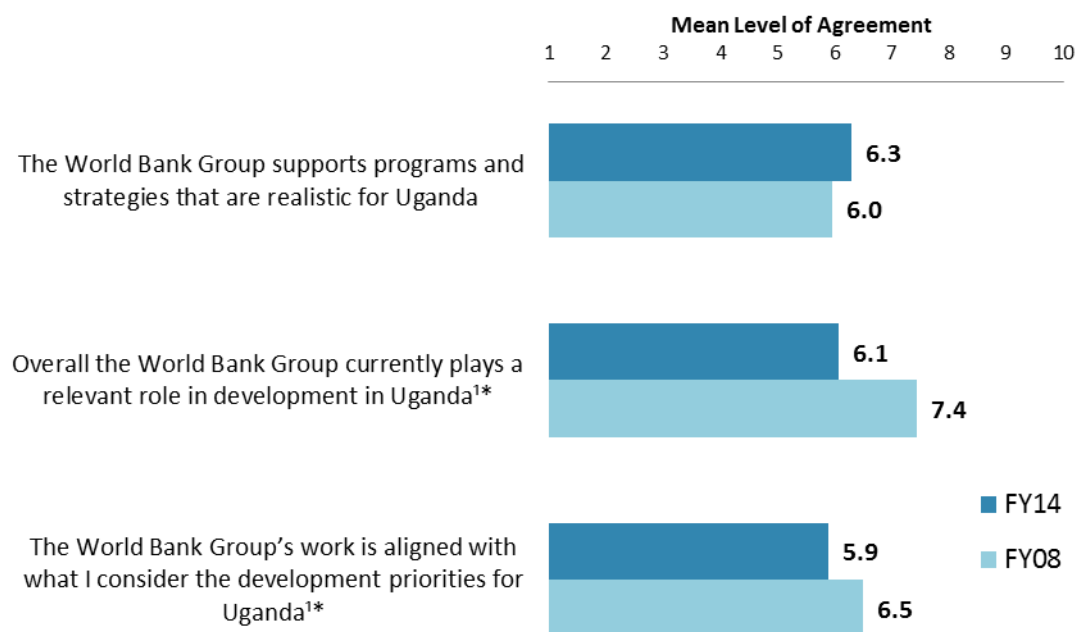
Correlational analyses, however, are not able to tell us exactly what is causing respondents' ratings of the WBG's overall effectiveness or ratings of its ability to help achieve development results. Rather, these analyses tell us that as ratings of effectiveness in one area increase, respondents' ratings of the WBG's overall effectiveness increase, or as ratings of effectiveness in one area increase, ratings of the WBG's ability to help achieve development results increase. Thus, it can be inferred that respondents' perceptions of effectiveness in one specific area are related to, or drive, respondents' perceptions of the WBG's overall effectiveness or perceptions of the WBG's ability to help achieve development results.

- Overall Effectiveness: Those specific areas with the highest Pearson Product-Moment correlations were determined to be the most closely related to perceptions of the WBG's overall effectiveness, suggesting that ratings of effectiveness in those specific areas are drivers of perceptions of the WBG's overall effectiveness in Uganda. The areas determined to be key drivers from these analyses were:
 - The WBG's effectiveness at transport;
 - The WBG's effectiveness at disaster management;
 - The WBG's effectiveness at energy; and
 - The WBG's effectiveness at education.
- Achieving Development Results: Those specific areas with the highest Pearson Product-Moment correlations were determined to be the most closely related to perceptions of the WBG's ability to help achieve development results in Uganda, suggesting that ratings of effectiveness in those specific areas are drivers of perceptions of the WBG's ability to help achieve development results. The areas determined to be key drivers from these analyses were:
 - The WBG's effectiveness at information and communications technology;
 - The WBG's effectiveness at equality of opportunity;
 - The WBG's effectiveness at foreign direct investment; and
 - The WBG's effectiveness at domestic private sector development.

VII. How the World Bank Group Operates

The World Bank Group's Work in Uganda

- Respondents in this year's country survey had significantly lower levels of agreement that the WBG currently plays a relevant role in Uganda and that the WBG is aligned with their development priorities compared to respondents from the FY '08 country survey.
- Employees of ministries and respondents from faith-based groups and other organizations had the highest levels of agreement that the WBG is aligned with their development priorities whereas respondents from academia and CBOs had significantly lower levels of agreement. Employees of ministries and respondents from private foundations and other organizations had the highest levels of agreement that the WBG supports realistic programs and strategies for Uganda whereas respondents from academia and CBOs had significantly lower levels of agreement.



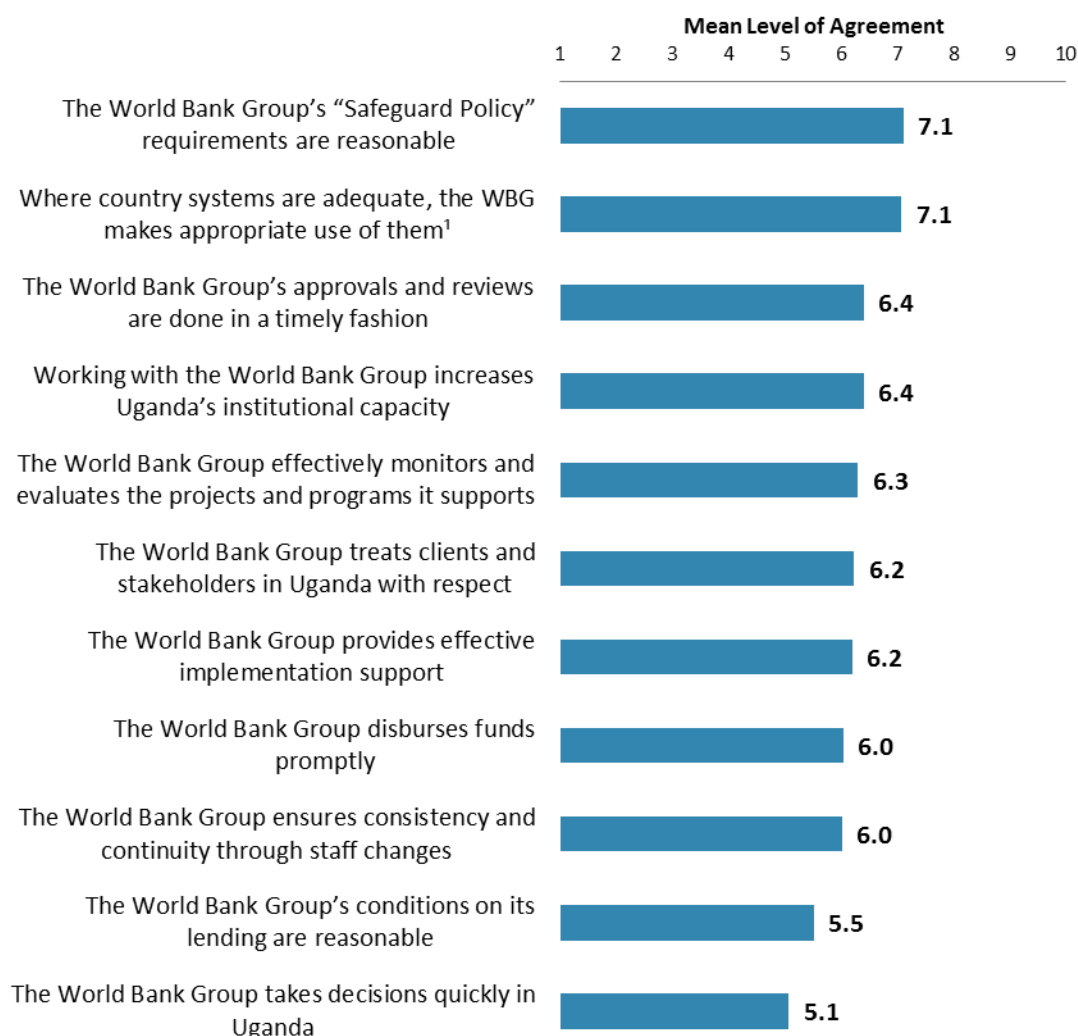
"To what extent do you agree with the following statements about the World Bank Group's work in Uganda?" (1-"Strongly disagree", 10-"Strongly agree")

¹Indicator Question *Significantly different between FY14 and FY08

VII. How the World Bank Group Operates (continued)

Overall Perceptions

- There were statistically significant stakeholder group differences among all but one of these aspects of the WBG's operations. For the most part, respondents from the private sector/financial sector/private banks and other organizations tended to have the highest levels of agreement across these aspects whereas respondents from private foundations tended to have significantly lower levels of agreement. Respondents from CBOs, the media, and academia also tended to have some of the highest levels of agreement, as well as some of the lowest levels of agreement across these aspects. The one statement with statistically similar stakeholder group ratings was "The World Bank Group effectively monitors and evaluates the projects and programs it supports".
- Respondents who collaborate with the WBG had significantly higher levels of agreement for "The World Bank Group's "Safeguard Policy" requirements are reasonable", "Where country systems are adequate, the World Bank Group makes appropriate use of them", and "The World Bank Group provides effective implementation support" compared to respondents who do not collaborate with the WBG.

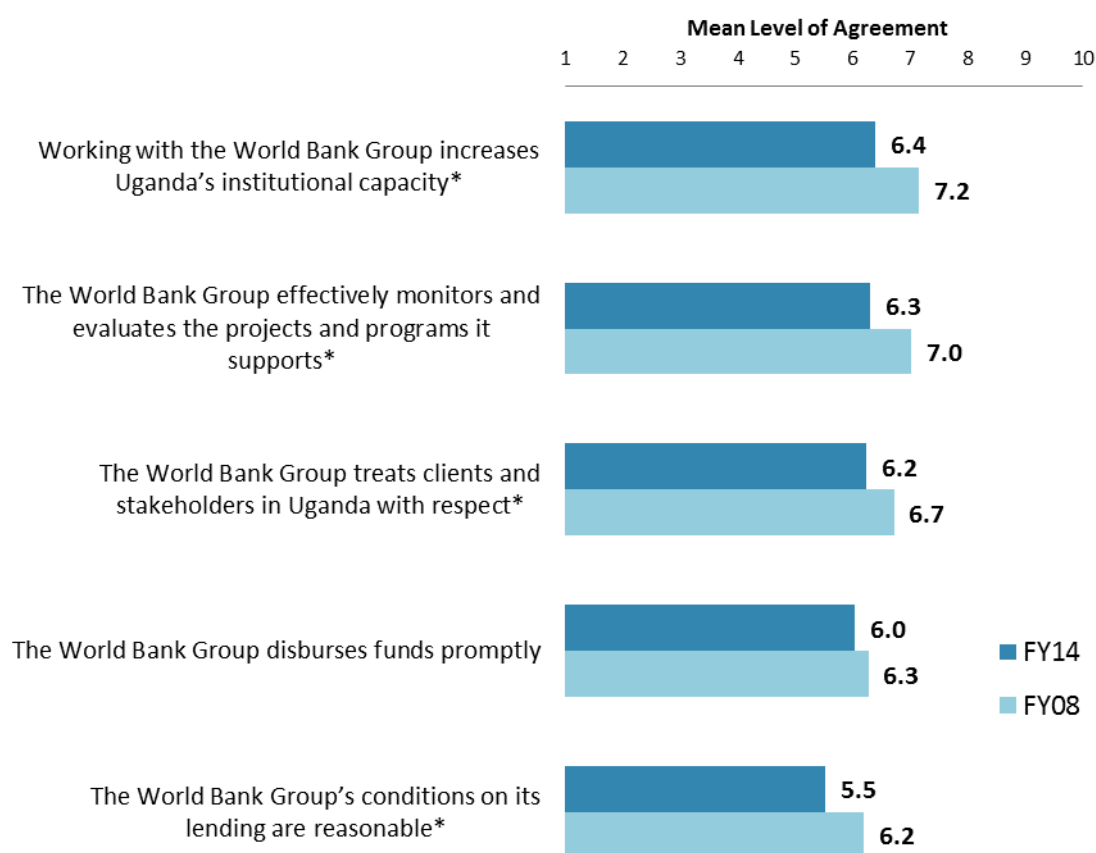


"To what extent do you agree/disagree with the following statements?"
 (1-"Strongly disagree", 10-"Strongly agree") ¹Indicator Question

VII. How the World Bank Group Operates (continued)

Overall Perceptions (continued)

- Respondents in this year's country survey had lower levels of agreement across all aspects of how the World Bank Group operates that could be compared to respondents from the FY '08 country survey. Those aspects that reached statistical significance are noted in the graph.

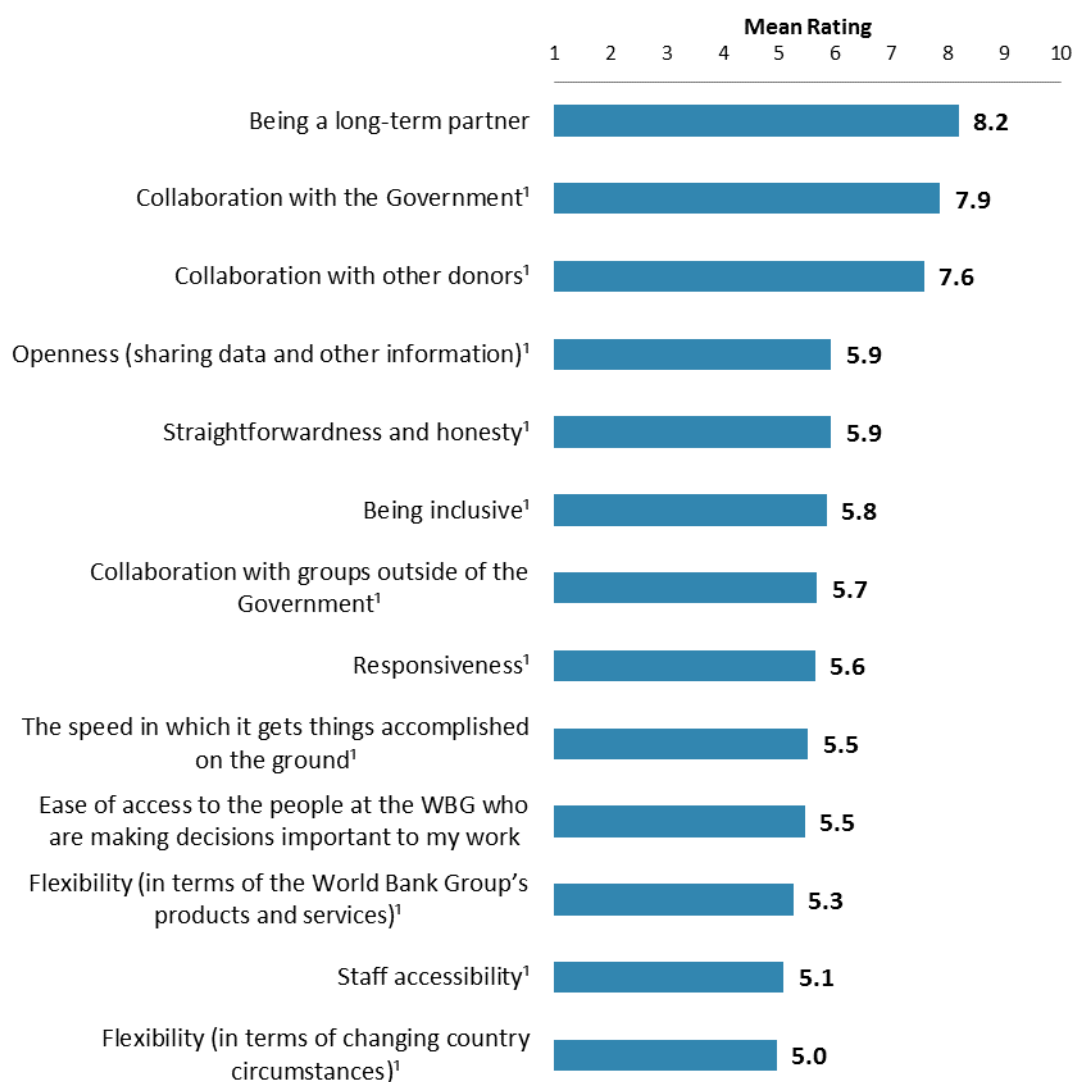


"To what extent do you agree/disagree with the following statements?"
 (1-"Strongly disagree", 10-"Strongly agree") *Significantly different between FY14 and FY08

VII. How the World Bank Group Operates (continued)

The World Bank Group as an Effective Development Partner

- Respondents from this year's country survey gave significantly lower ratings for the WBG's "Staff accessibility" and "Straightforwardness and honesty" compared to respondents from the FY '08 country survey (6.2 and 6.9, respectively).
- There were statistically significant stakeholder group differences among all but three of these aspects of the WBG being an effective development partner. For the most part, respondents from other organizations tended to have the highest ratings across these aspects whereas respondents from academia and CBOs tended to have significantly lower ratings. The three aspects with statistically similar stakeholder group ratings were "Flexibility (in terms of the World Bank Group's products and services)", "Collaboration with groups outside of the Government", and "Being a long-term partner".

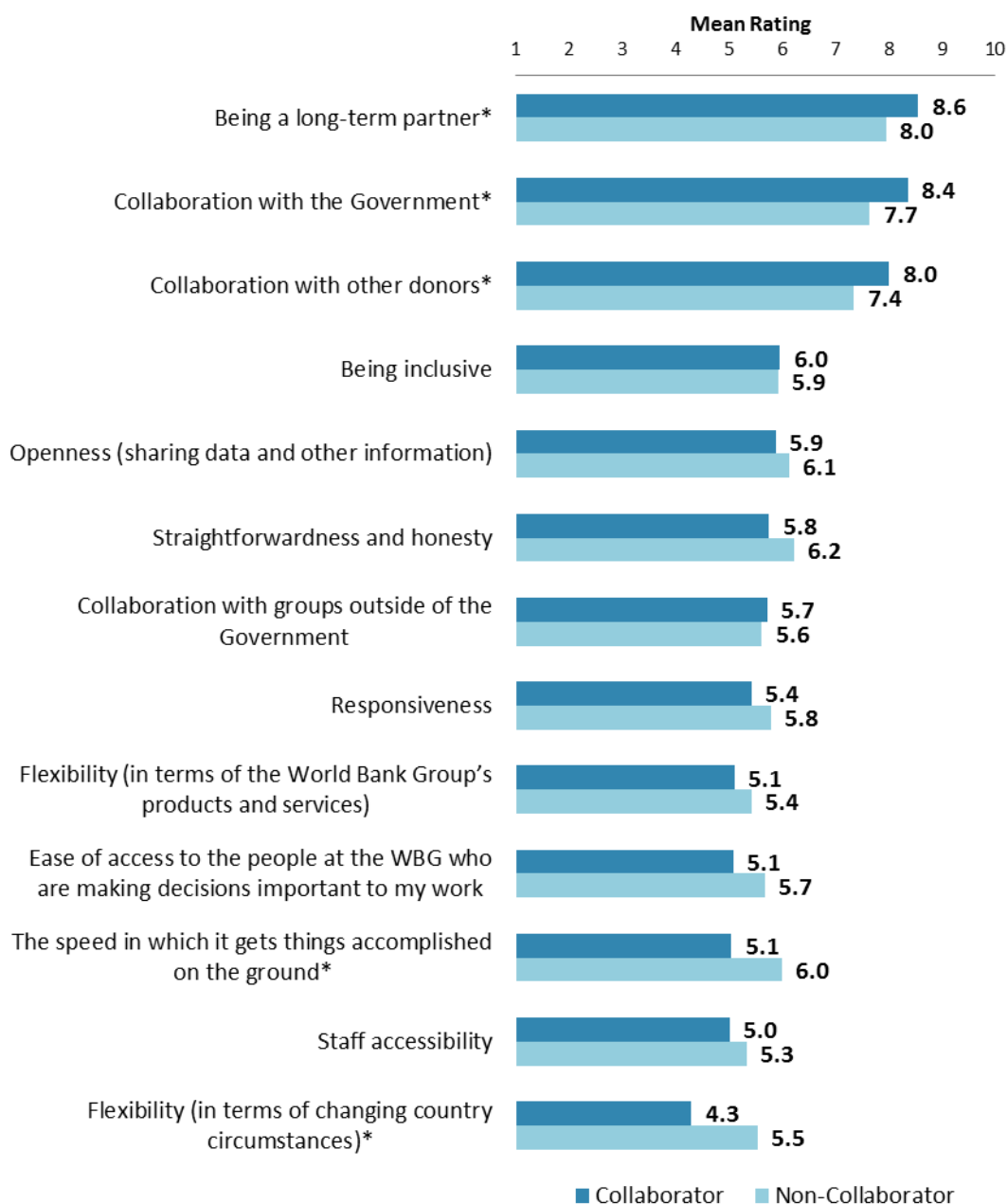


"To what extent is the World Bank Group an effective development partner in Uganda, in terms of each of the following?" (1-"To no degree at all", 10-"To a very significant degree") ¹Indicator Question

VII. How the World Bank Group Operates (continued)

The World Bank Group as an Effective Development Partner (continued)

- Respondents who indicated that they collaborated with the WBG gave higher ratings across some of these aspects of the WBG being an effective development partner, but lower ratings across others, compared to respondents who indicated that they did not collaborate. Those differences that reached statistical significance are noted in the graph.

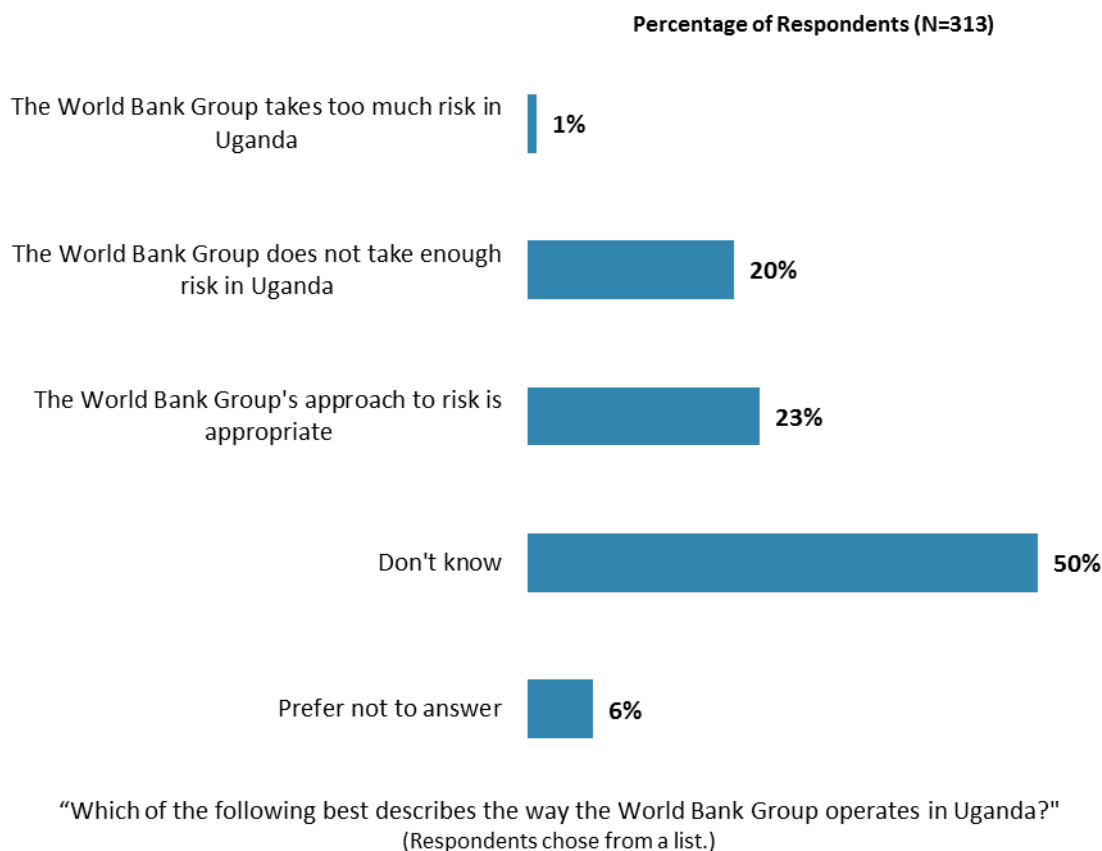


"To what extent is the World Bank Group an effective development partner in Uganda, in terms of each of the following?" (1-"To no degree at all", 10-"To a very significant degree")

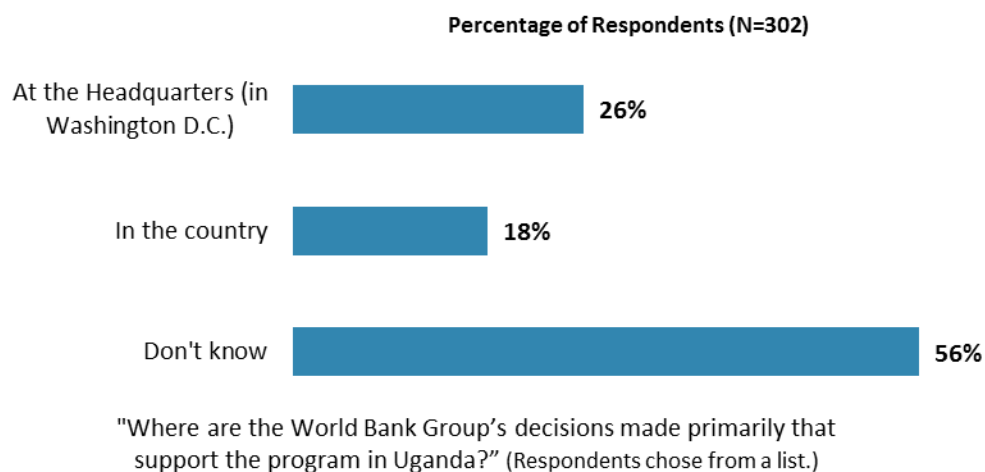
*Significantly different between those who collaborate and those who do not

VII. How the World Bank Group Operates (continued)

Risk-Taking



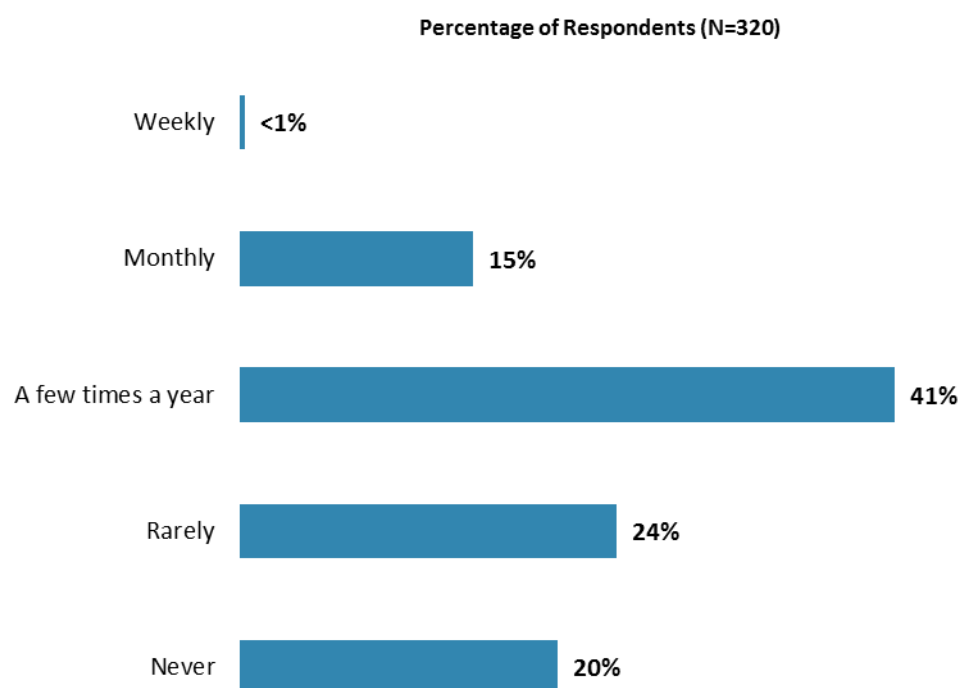
Where Decisions are Made



VIII. World Bank Group Knowledge and Instruments

Frequency of Consulting World Bank Group Knowledge Work and Activities

- Employees of ministries reported the most frequent usage of WBG knowledge work and activities whereas respondents from CBOs reported significantly less frequent usage.
- Respondents who indicated that they collaborated with the WBG reported significantly more frequent usage of WBG knowledge work and activities compared to respondents who indicated that they did not collaborate.

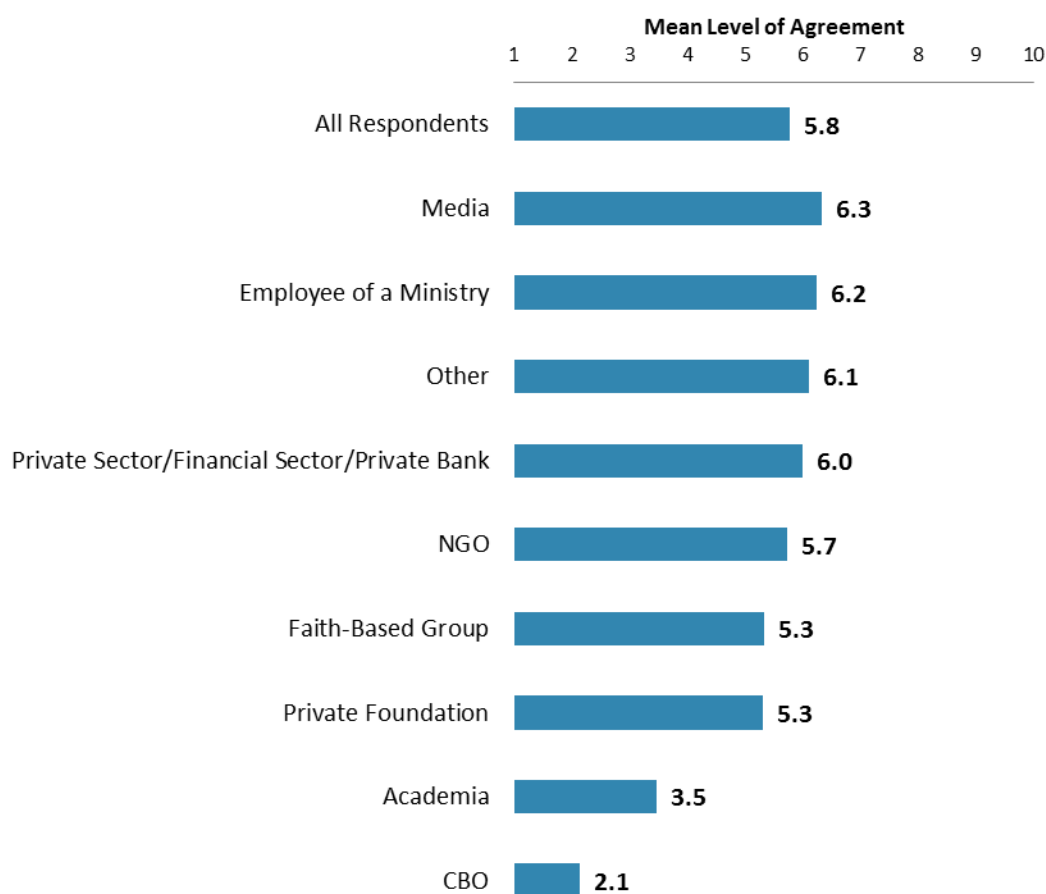


“How frequently do you consult World Bank Group's knowledge work and activities in the work you do?” (Respondents chose from a list.)

VIII. World Bank Group Knowledge and Instruments (continued)

Meeting Uganda's Knowledge Needs (*Indicator Question*)

- Respondents from the media and employees of ministries had the highest levels of agreement that the World Bank Group meets Uganda's needs for knowledge services whereas respondents from academia and CBOs had significantly lower levels of agreement.
- Respondents across geographic locations, as well as those who collaborate with the WBG and those who do not, had statistically similar levels of agreement that the World Bank Group meets Uganda's needs for knowledge services.

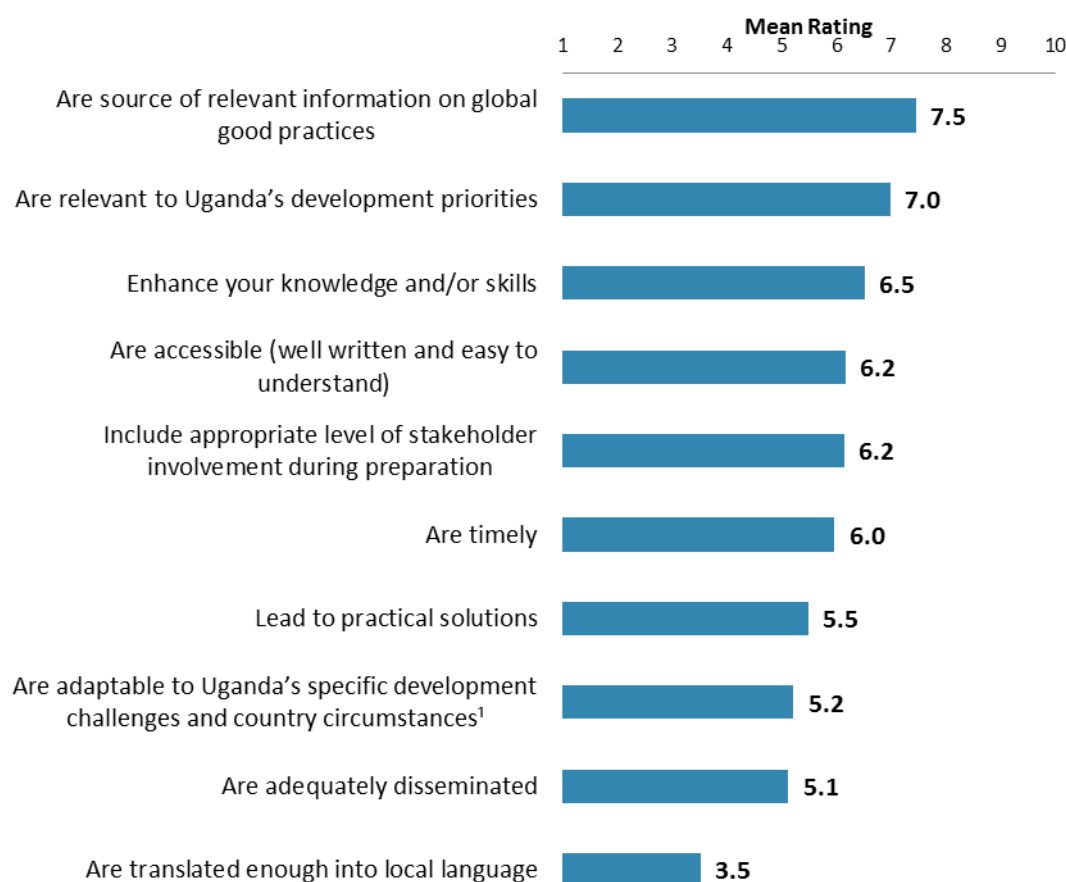


"The World Bank Group meets Uganda's needs for knowledge services"
(1-"Strongly disagree", 10-"Strongly agree")

VIII. World Bank Group Knowledge and Instruments (continued)

Qualities of the WBG's Knowledge Work and Activities

- Respondents in this year's country survey gave significantly lower ratings for the extent to which the WBG's knowledge work and activities "Are adaptable to Uganda's specific development challenges and country circumstances", but statistically similar ratings that they "Are source of relevant information on global good practices", compared to respondents from the FY '08 country survey (6.3 and 7.5, respectively).
- There were statistically significant stakeholder group differences among all but three of these qualities of the WBG's knowledge work and activities. For the most part, respondents from other organizations and the media tended to have the highest ratings across these qualities whereas respondents from CBOs and NGOs tended to have significantly lower ratings. Respondents from academia also tended to have some of the highest ratings, as well as some of the lowest ratings across these qualities. The three qualities with statistically similar stakeholder group ratings were "Lead to practical solutions", "Enhance your knowledge and/or skills", and "Are adaptable to Uganda's specific development challenges and country circumstances".

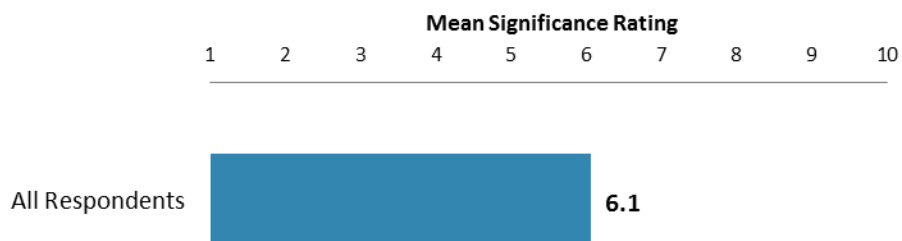


"In Uganda, to what extent do you believe that the World Bank Group's knowledge work and activities:" (1-"To no degree at all", 10-"To a very significant degree") ¹Indicator Question

VIII. World Bank Group Knowledge and Instruments (continued)

Contribution of the WBG's Knowledge Work and Activities (*Indicator Question*)

- Respondents across all stakeholder groups and geographic locations, as well as those who collaborate with the WBG and those who do not, had statistically similar ratings regarding the significance of the contribution of the WBG's knowledge work.

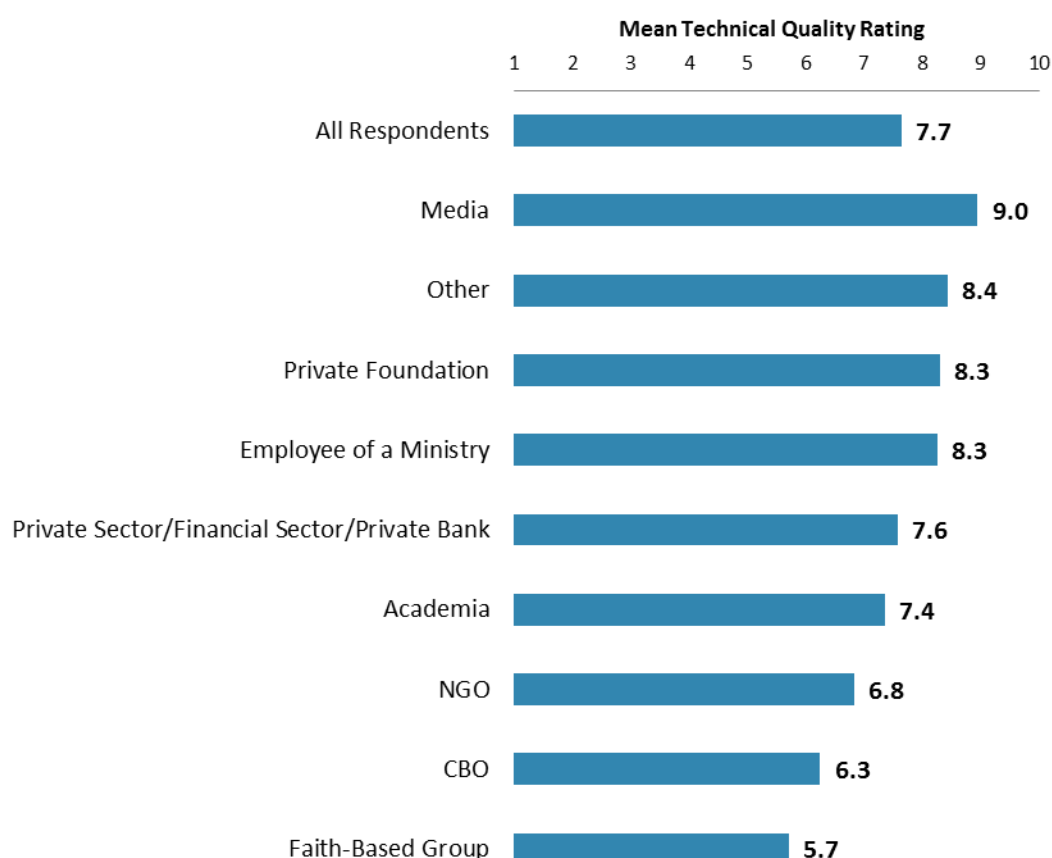


“Overall, how significant a contribution do you believe the World Bank Group's knowledge work and activities make to development results in your country?
(1-“Not significant at all”, 10-“Very significant”)

VIII. World Bank Group Knowledge and Instruments (continued)

Technical Quality of the WBG's Knowledge Work and Activities (*Indicator Question*)

- Respondents from the media had the highest ratings regarding the technical quality of the WBG's knowledge work and activities whereas respondents from NGOs, CBOs, and faith-based groups had significantly lower ratings.
- Respondents across all geographic locations, as well as those who collaborate with the WBG and those who do not, had statistically similar ratings regarding the technical quality of the WBG's knowledge work and activities.

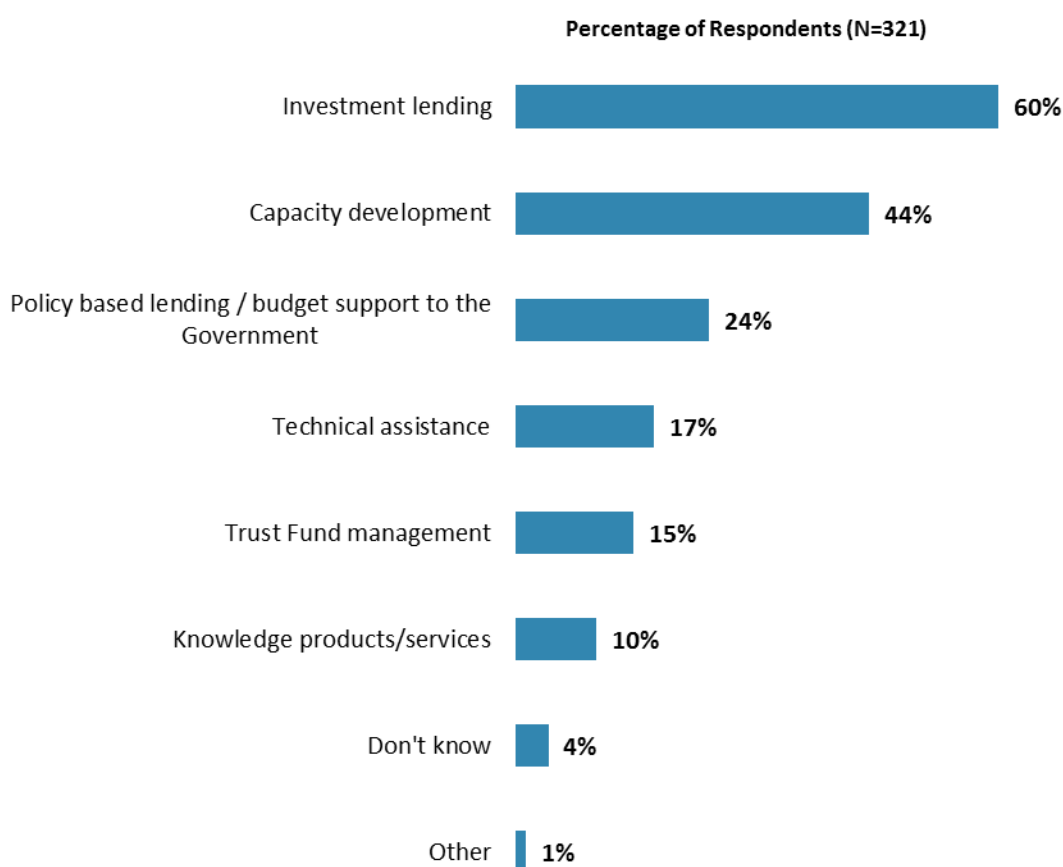


"Overall, how would you rate the technical quality of the World Bank Group's knowledge work and activities?" (1-"Very low technical quality", 10-"Very high technical quality")

VIII. World Bank Group Knowledge and Instruments (continued)

Most Effective Instruments

- Although respondents across all stakeholder groups indicated that investment lending and capacity development were the most effective instruments in helping reduce poverty in Uganda, respondents from CBOs were significantly more likely to indicate that policy-based lending/budget support to the Government was one of the most effective instruments and respondents from faith-based groups were significantly more likely to indicate that Trust Fund management was one of the most effective instruments compared to respondents from other stakeholder groups.

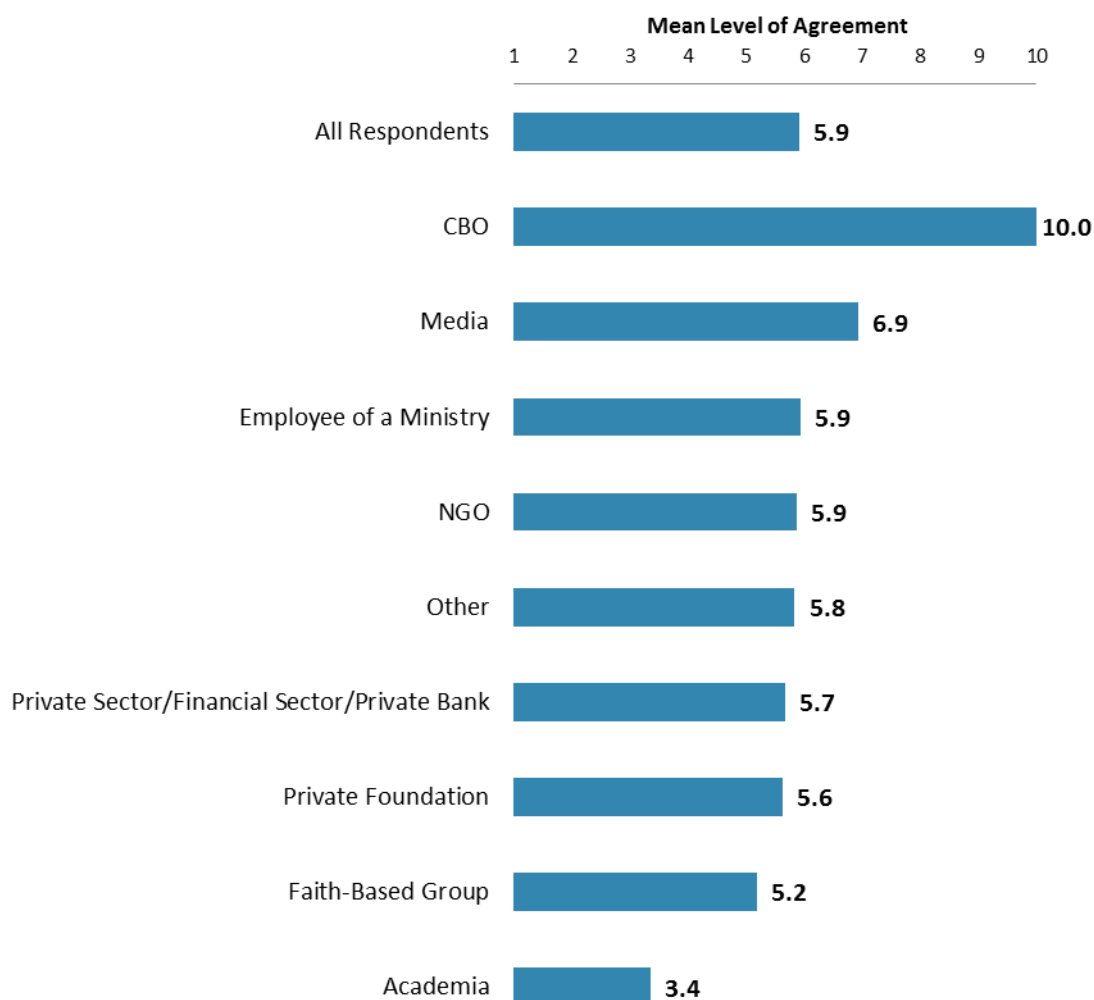


“Which World Bank Group's instruments do you believe are the MOST effective in reducing poverty in Uganda? (Choose no more than TWO)”
(Respondents chose from a list. Responses combined.)

VIII. World Bank Group Knowledge and Instruments (continued)

Meeting Uganda's Needs for Financial Instruments (*Indicator Question*)

- Respondents who collaborate with the WBG had significantly higher levels of agreement that the World Bank Group's financial instruments meet the needs of Uganda compared to respondents who do not collaborate with the WBG.

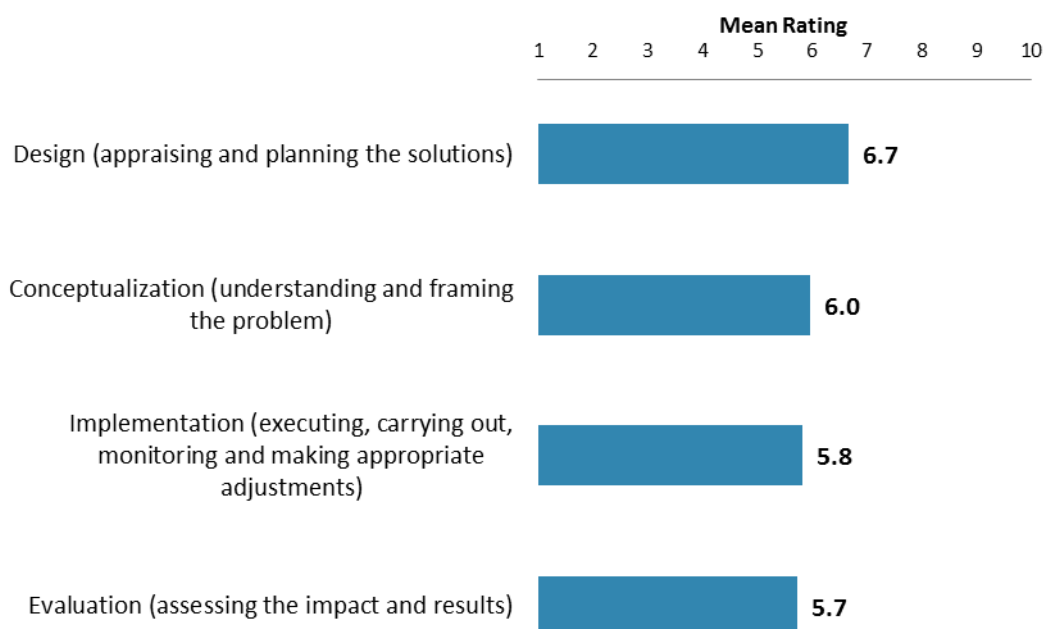


"The World Bank Group's financial instruments meet the needs of Uganda"
(1-"Strongly disagree", 10-"Strongly agree")

VIII. World Bank Group Knowledge and Instruments (continued)

Technical Assistance/Advisory Work

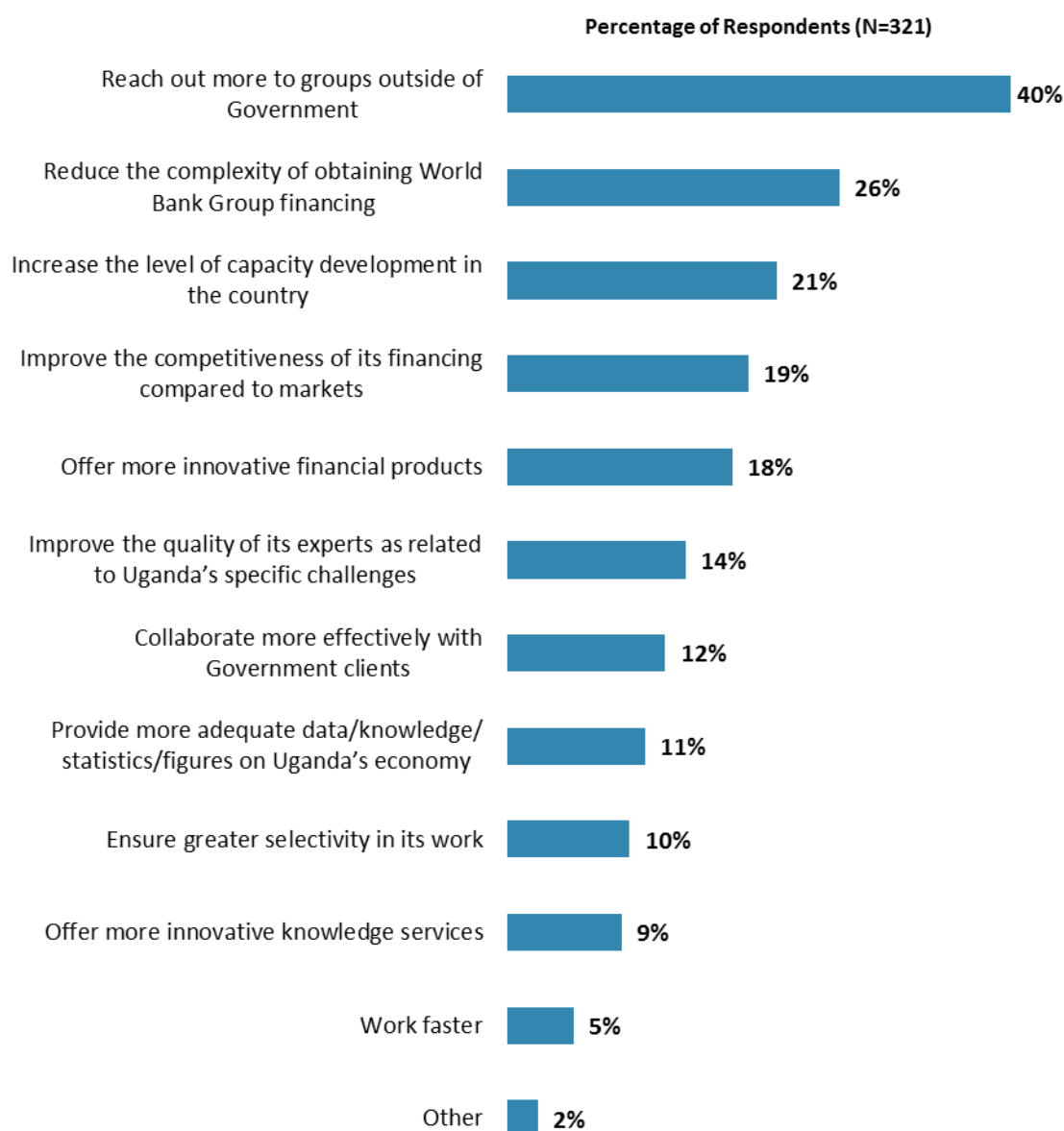
- Respondents from the media gave the highest ratings that the WBG's technical assistance/advisory work contributes to design whereas respondents from academia gave significantly lower ratings. Respondents from other organizations gave the highest ratings that the WBG's technical assistance/advisory work contributes to implementation whereas respondents from CBOs gave significantly lower ratings. Respondents from other organizations gave the highest ratings that the WBG's technical assistance/advisory work contributes to evaluations whereas respondents from CBOs, the media, faith-based groups, and academia gave significantly lower ratings.
- Respondents who collaborate with the WBG gave significantly higher ratings that the WBG's technical assistance/advisory work contributes to design compared to respondents who do not collaborate with the WBG.



"To what extent does each of the following aspects of the World Bank Group's technical assistance/advisory work contribute to solving Uganda's development challenges?"
 (1-"To no degree at all", 10-"To a very significant degree")

IX. The Future Role of the World Bank Group in Uganda

Making the World Bank Group of Greater Value



"Which of the following SHOULD the World Bank Group do to make itself of greater value in Uganda? (Choose no more than TWO)" (Respondents chose from a list. Responses combined.)

IX. The Future Role of the World Bank Group in Uganda (continued)

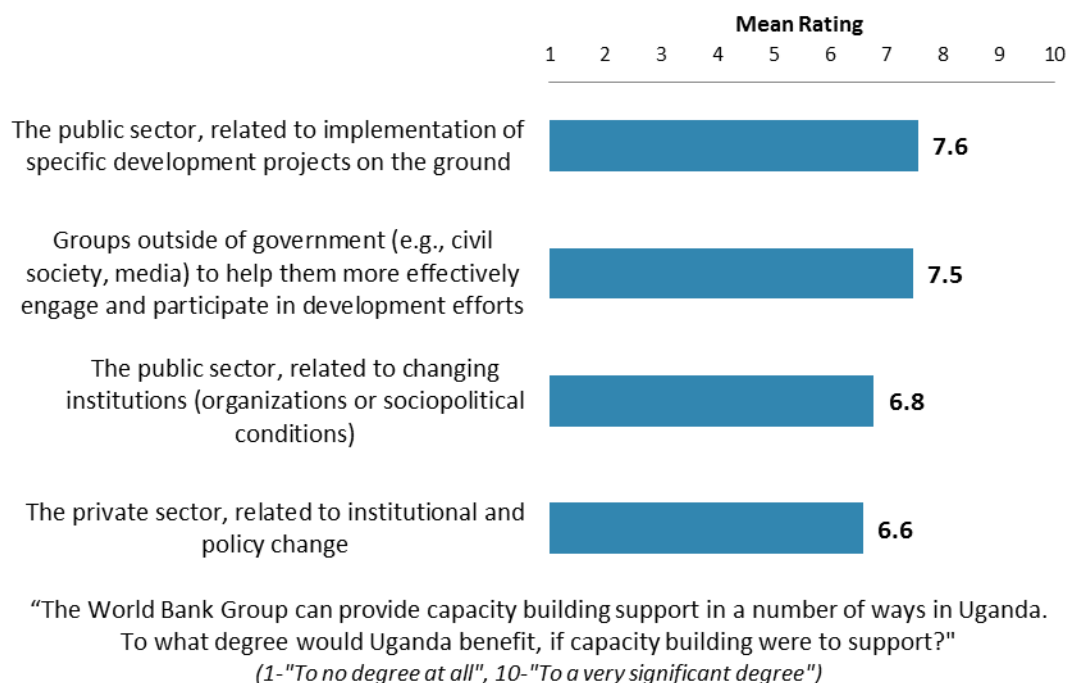
Making the World Bank Group of Greater Value

- There were several statistically significant stakeholder group differences in what they indicated the WBG should do to make itself of greater value to Uganda.
 - Respondents from private foundations, NGOs, faith-based groups, academia, and other organizations were significantly more likely to indicate that the WBG should reach out to more groups outside of Government compared to respondents from other stakeholder groups.
 - Employees of ministries were significantly more likely to indicate that the WBG should reduce the complexity of obtaining WBG financing compared to respondents from other stakeholder groups.
 - Employees of ministries and respondents from the private sector/financial sector/private banks were significantly more likely to indicate that the WBG should improve the competitiveness of its financing compared to markets compared to respondents from other stakeholder groups.
 - Respondents from CBOs, the media, and academia were significantly more likely to indicate that the WBG should offer more innovative financial products compared to respondents from other stakeholder groups.
 - Respondents from faith-based groups were significantly more likely to indicate that the WBG should provide more adequate data/knowledge/statistics/figures on Uganda's economy compared to respondents from other stakeholder groups.
 - Respondents from private foundations and academia were significantly more likely to indicate that the WBG should offer more innovative knowledge services compared to respondents from other stakeholder groups.
 - Respondents from the private sector/financial sector/private banks were significantly more likely to indicate that the WBG should ensure greater selectivity in its work compared to respondents from other stakeholder groups.
 - Respondents from CBOs were significantly more likely to indicate that the WBG should increase the level of capacity development in the country compared to respondents from other stakeholder groups.
- Respondents who collaborate with the WBG were significantly more likely to indicate that the WBG should reach out to more groups outside of Government and work faster compared to respondents who do not collaborate with the WBG who were significantly more likely to indicate that the WBG should improve the quality of its experts as related to Uganda's specific challenges.

IX. The Future Role of the World Bank Group in Uganda (continued)

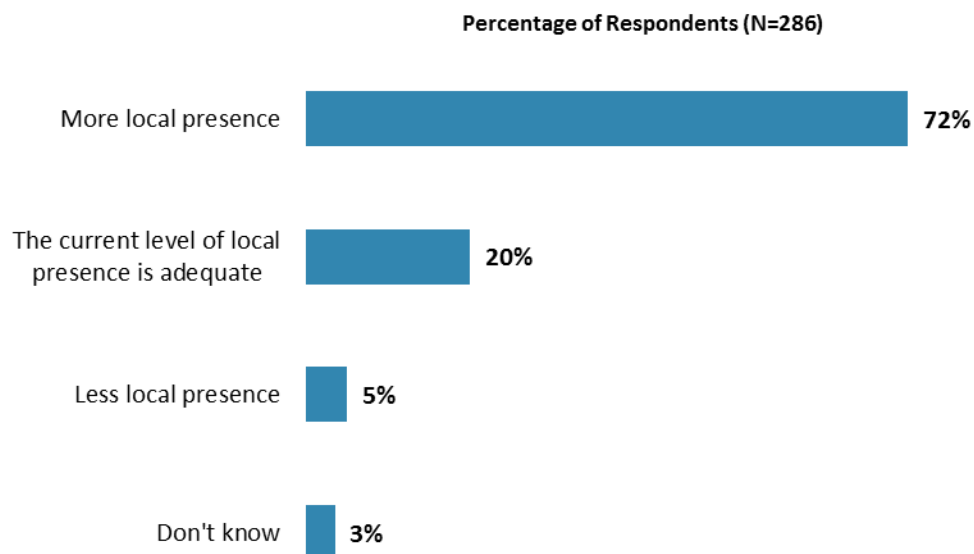
Capacity Building

- Respondents from private foundations and CBOs gave the highest ratings for the extent to which Uganda would benefit from WBG capacity building support to groups outside of government whereas respondents from academia gave significantly lower ratings. Respondents from the media and other organizations gave the highest ratings for the extent to which Uganda would benefit from WBG capacity building support to the public sector, related to implementation of specific development projects, whereas respondents from academia gave significantly lower ratings. Respondents from the media gave the highest ratings for the extent to which Uganda would benefit from WBG capacity building support to the public sector, related to changing institutions, whereas respondents from academia gave significantly lower ratings. Respondents from private foundations gave the highest ratings for the extent to which Uganda would benefit from WBG capacity building support to the private sector whereas respondents from faith-based groups gave significantly lower ratings.
- Respondents who collaborate with the WBG gave significantly higher ratings for the extent to which Uganda would benefit from WBG capacity building support to groups outside of government, the public sector, related to implementation of specific development projects, and the public sector, related to changing institutions, compared to respondents who do not collaborate with the WBG.



IX. The Future Role of the World Bank Group in Uganda (continued)

Local Presence in Uganda

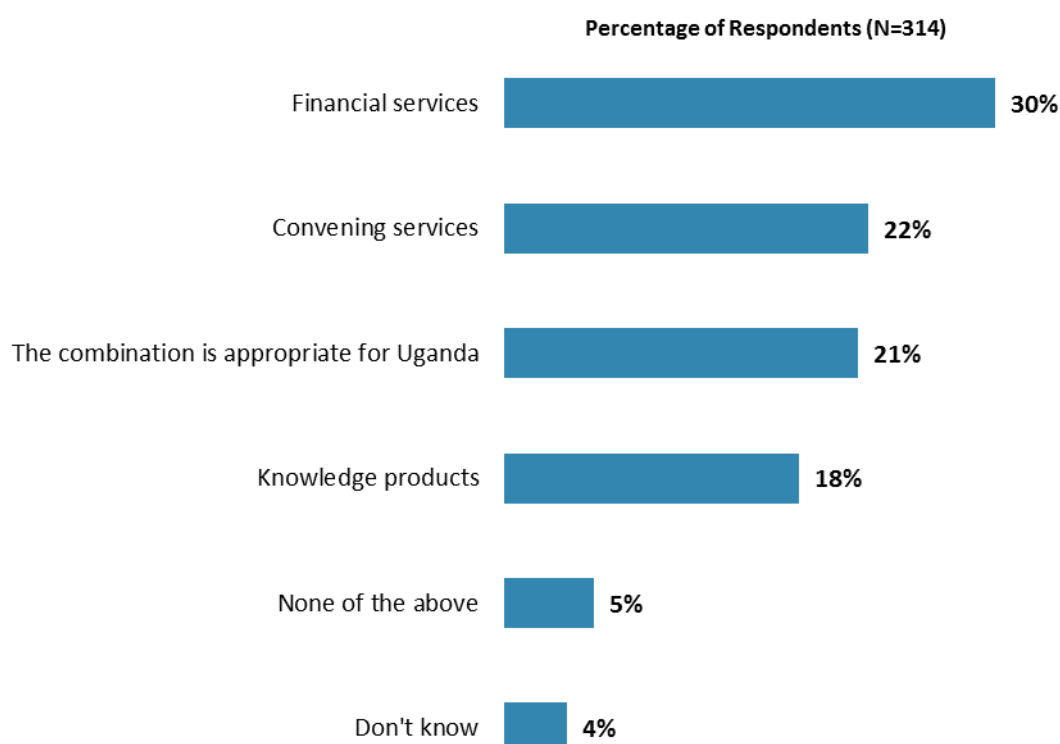


"To be a more effective development partner in Uganda, do you believe that the World Bank Group should have...?" (Respondents chose from a list.)

IX. The Future Role of the World Bank Group in Uganda (continued)

Focusing Services

- Employees of ministries and respondents from faith-based groups and academia indicated that the WBG should offer more financial services in Uganda. Respondents from NGOs indicated that the WBG should offer more knowledge products. Respondents from the private sector/financial sector/private banks and the media indicated that the WBG should offer more convening services. Respondents from private foundations and other organization indicated that the combination of services is appropriate. Respondents from CBOs indicated that they didn't know what the WBG should offer more of in Uganda.

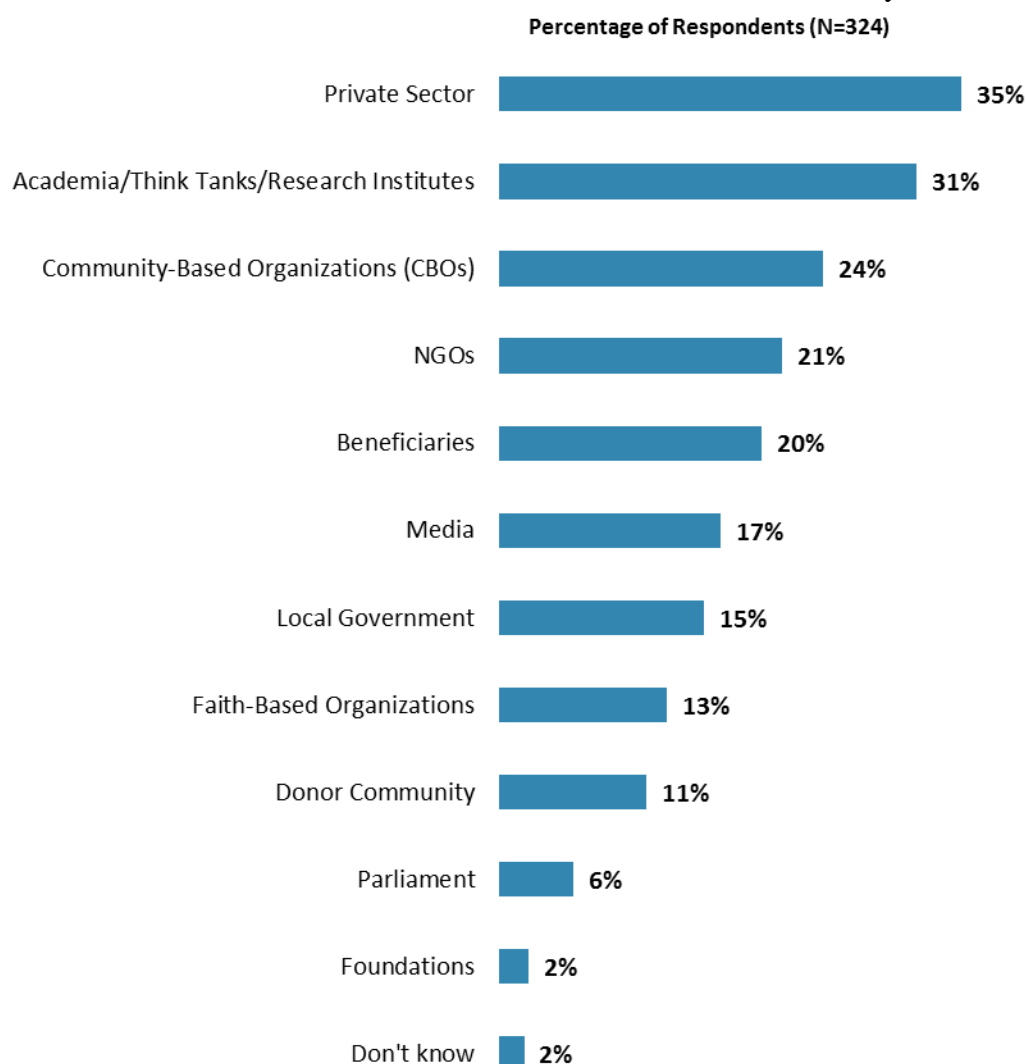


“When considering the combination of services that the World Bank Group offers in Uganda, and taking into account its limited level of resources, which ONE of the following do you believe the World Bank Group should offer more of in Uganda? (Select only ONE response)”
(Respondents chose from a list.)

IX. The Future Role of the World Bank Group in Uganda (continued)

Collaborating with Stakeholders in Uganda

- Employees of ministries and respondents from academia indicated that the WBG should collaborate more with academia/research institutes/think tanks. Respondents from NGOs and private foundations indicated that the WBG should collaborate more with NGOs. Respondents from the private sector/financial sector/private banks and other organizations indicated that the WBG should collaborate more with the private sector. Respondents from CBOs indicated that the WBG should collaborate more with beneficiaries. Respondents from faith-based groups indicated that the WBG should collaborate more with faith-based organizations.
- Respondents who collaborate with the WBG were significantly more likely to indicate that the WBG should collaborate more with faith-based organizations compared to respondents who do not collaborate with the WBG, who were significantly more likely to indicate that the WBG should collaborate more with the donor community and NGOs.

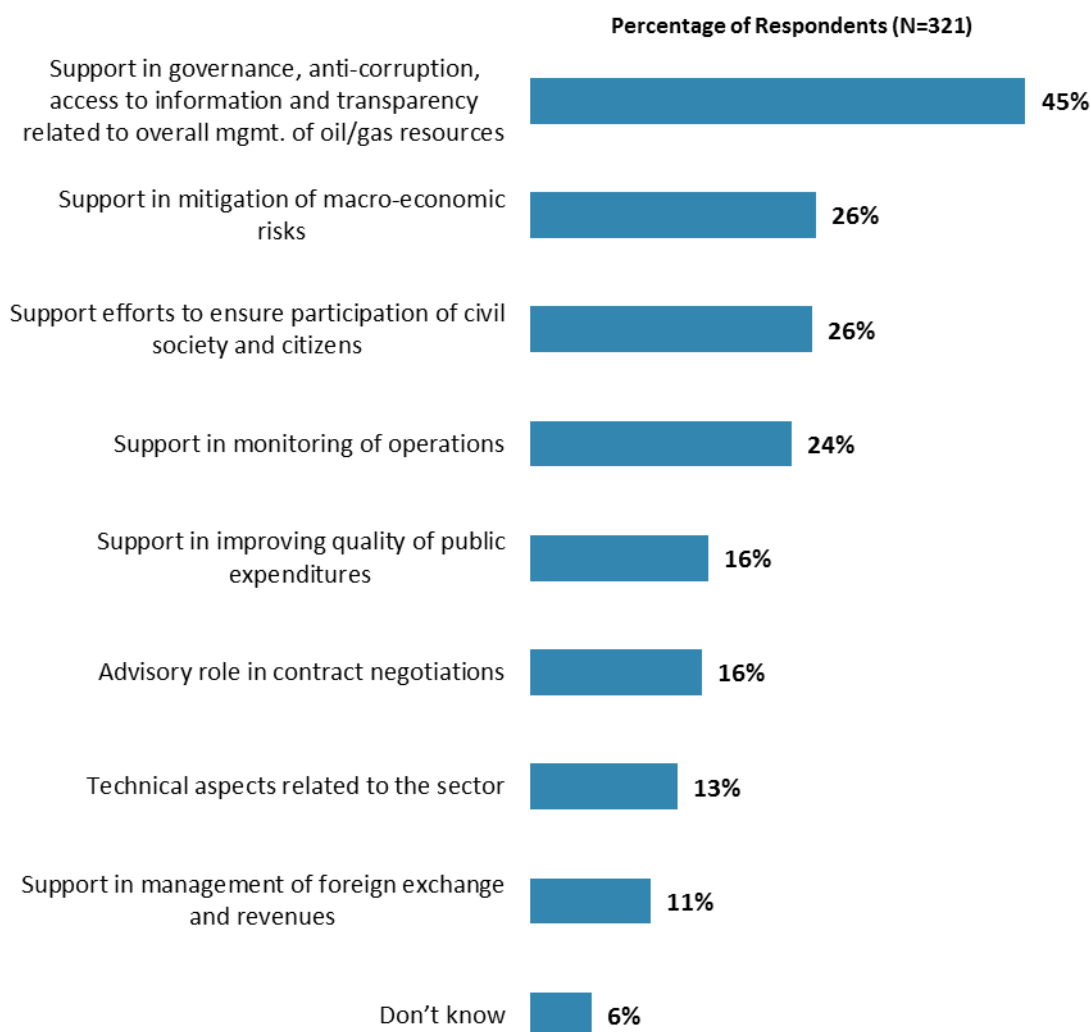


“In addition to the regular relations with the national government as its main interlocutor, which TWO of the following groups should the World Bank Group collaborate with more in your country to ensure better development results there?” (Respondents chose from a list. Responses combined.)

IX. The Future Role of the World Bank Group in Uganda (continued)

The Oil and Gas Sector

- Although respondents from most stakeholder groups indicated that it would be most valuable for the WBG to support governance, anti-corruption, etc. in support of the oil and gas sector in Uganda, respondents from NGOs were more likely to indicate that the WBG should support efforts to ensure participation of civil society and citizens, respondents from the media were more likely to indicate that the WBG should support management of foreign exchange and revenues, and respondents from CBO were more likely to indicate that they didn't know.
- Respondents who collaborate with the WBG were significantly more likely to indicate that it would be most valuable for the WBG to have an advisory role in contract negotiations compared to respondents who do not collaborate with the WBG, who were significantly more likely to indicate that the WBG should support technical aspects related to the sector.

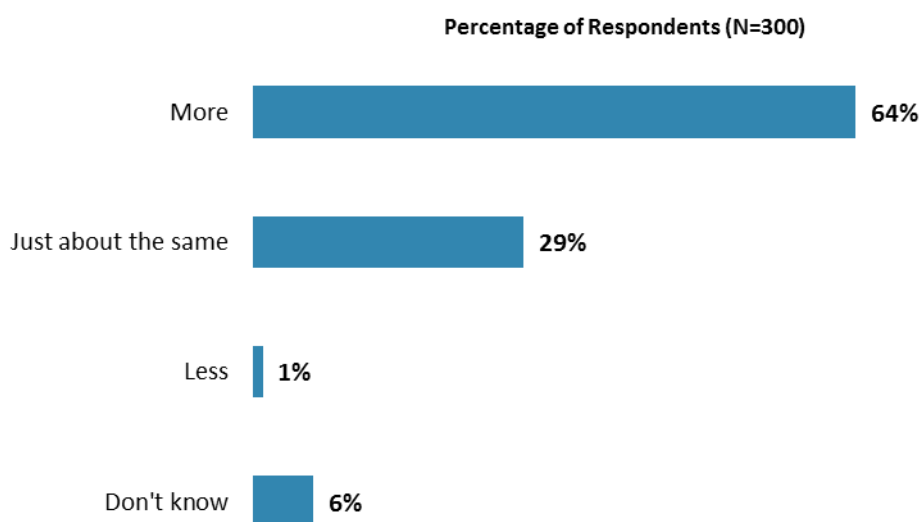


“Please identify two areas related to sustainable development of the oil and gas sector in Uganda, where greater support from the World Bank Group would be most valuable.
(Choose no more than TWO)” (Respondents chose from a list. Responses combined.)

IX. The Future Role of the World Bank Group in Uganda (continued)

The Oil and Gas Sector (continued)

- The majority of respondents from the private sector/financial sector/private banks, private foundations, NGOs, the media, faith-based groups, academia, and other organizations indicated that they would like to see more WBG involvement in the oil and gas sector in Uganda. In contrast, the majority of employees of ministries indicated that they would like to see just about the same WBG involvement, and respondents from CBO were more likely to indicate that they didn't know.

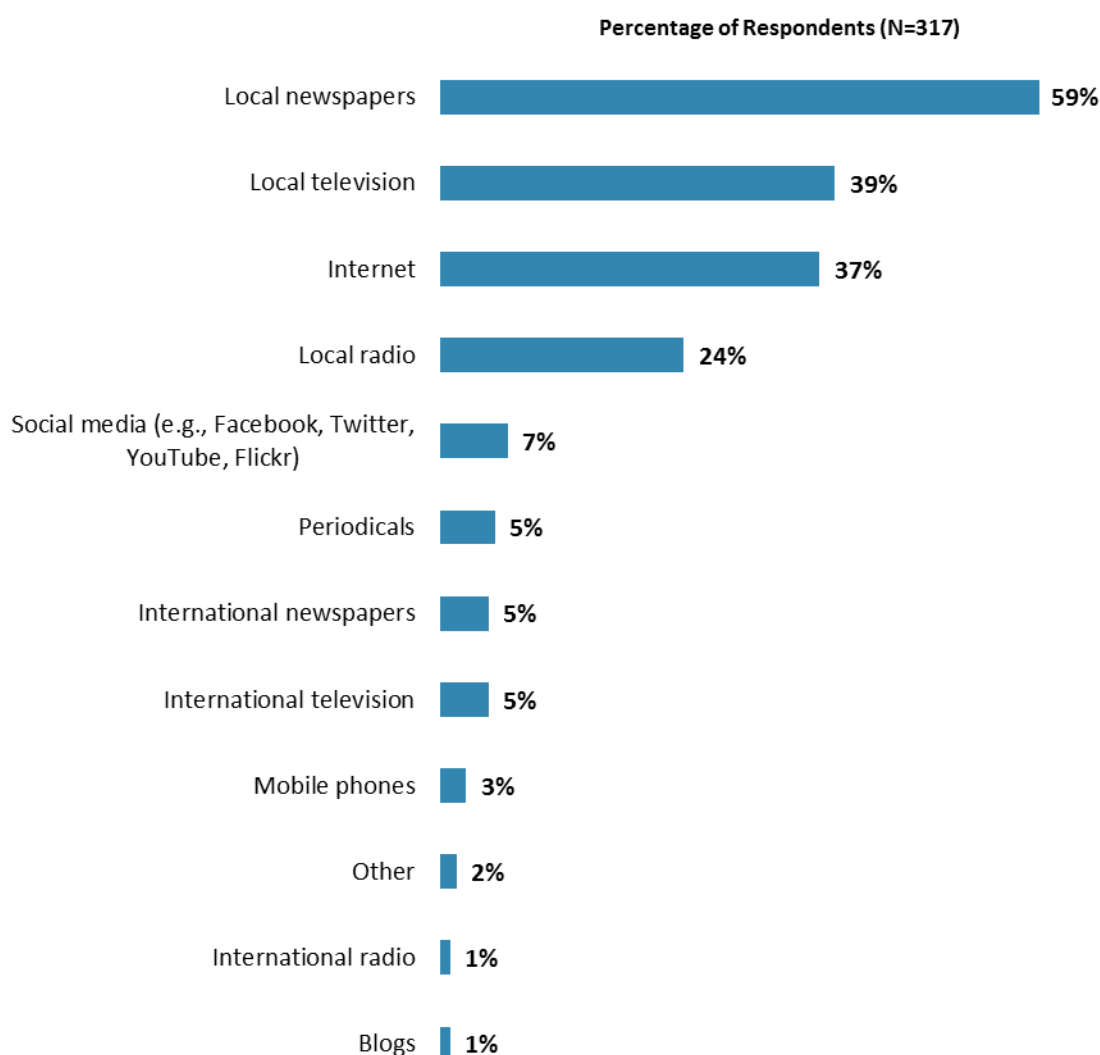


“Would you like to see more, less, or just about the same level of World Bank Group involvement in the sustainable development of the oil and gas sector in Uganda? (Select only ONE response)”
(Respondents chose from a list.)

X. Communication and Openness

Information Sources

- Nearly two-thirds of respondents in the FY '08 country survey indicated that they got most of their information about economic and social development issues in Uganda from local newspapers (65%).
- Although respondents from most stakeholder groups indicated that they got most of their information from local newspapers, respondents from faith-based groups were more likely to utilize local radio and local television and respondents from academia were more likely to utilize local radio and local television.
- Although the majority of respondents who collaborate with the WBG and those who do not collaborate with the WBG indicated that they got most of their information from local newspapers, respondents who collaborate with the WBG were significantly more likely to utilize the Internet and periodicals compared to respondents who do not collaborate with the WBG, who were significantly more likely to utilize local radio and local television.

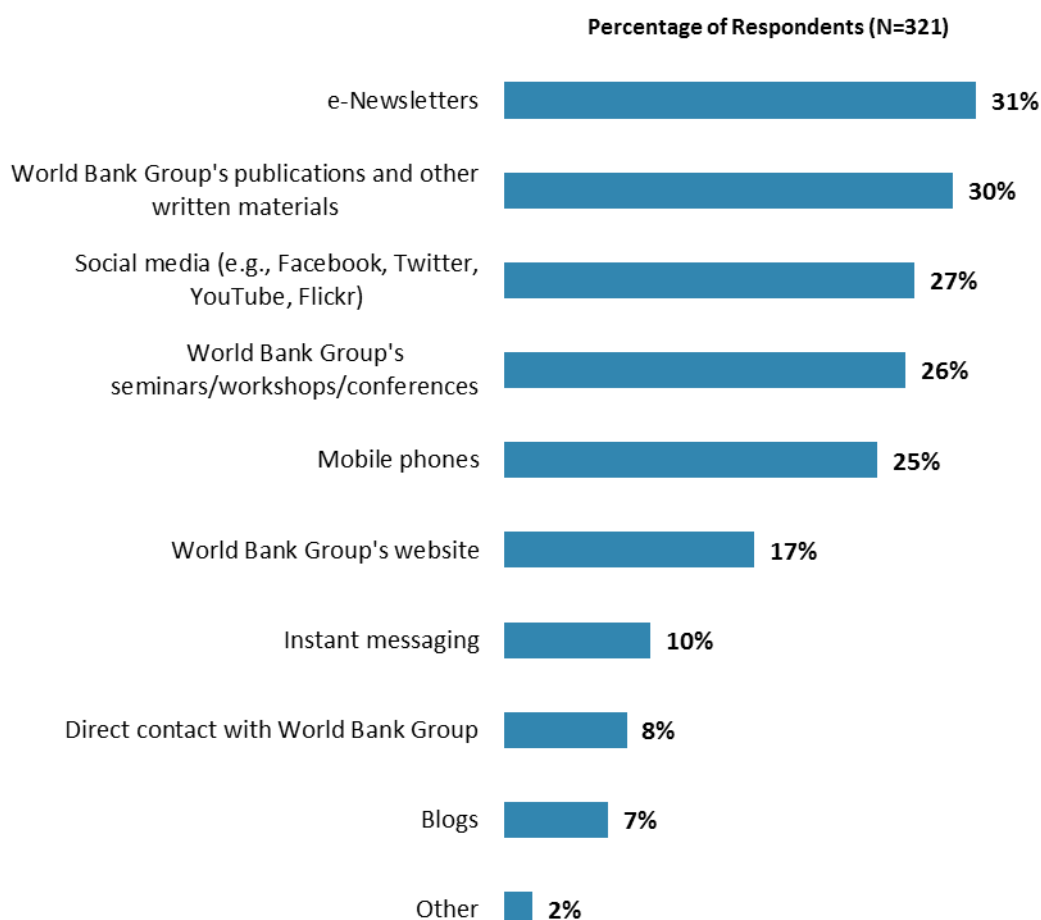


“How do you get most of your information about economic and social development issues in Uganda? (Choose no more than TWO)” (Respondents chose from a list. Responses combined.)

X. Communication and Openness (continued)

Preferred Information Sources

- Employees of ministries and respondents from CBOs and other organizations indicated that they preferred to get their information from e-Newsletters. Respondents from CBOs also indicated that they preferred to get their information from instant messaging. Respondents from academia indicated that they preferred to get their information from the WBG's publications. Respondents from the media indicated that they preferred to get their information from social media. Respondents from NGOs and faith-based groups indicated that they preferred to get their information from the WBG's seminars. Respondents from the private sector/financial sector/private banks and private foundations indicated that they preferred to get their information from mobile phones.
- Respondents who collaborate with the WBG were significantly more likely to indicate that they preferred to get their information from the WBG's website compared to respondents who do not collaborate with the WBG, who were significantly more likely to prefer instant messaging and mobile phones.

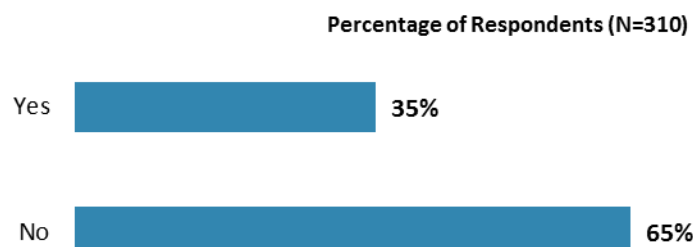


“How would you prefer to receive information from the World Bank Group?
(Choose no more than TWO)” (Respondents chose from a list. Responses combined.)

X. Communication and Openness (continued)

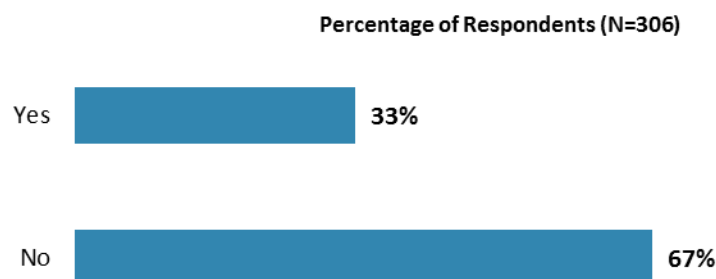
Access to Information

- Employees of ministries and respondents from CBOs and academia were significantly *less* likely to be aware of the WBG's Access to Information Policy compared to respondents from other stakeholder groups.



"Are you aware of the World Bank Group's Access to Information Policy under which the Bank will now disclose any information in its possession that is not on a list of exceptions?"

- Respondents from private foundations and CBOs were significantly more likely to have requested information from the WBG in the past year compared to respondents from other stakeholder groups.
- Respondents who collaborate with the WBG were significantly more likely to have requested information from the WBG in the past year compared to respondents who do not collaborate with the WBG.

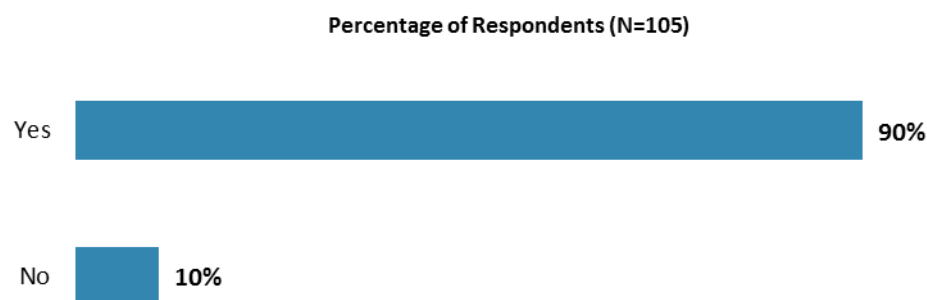


"Have you requested information from the World Bank Group on its activities in the past year?"

X. Communication and Openness (continued)

Access to Information (continued)

- Respondents from the private sector/financial sector/private banks were significantly *less* likely to have received their requested information compared to respondents from other stakeholder groups.



“Were you able to obtain this information?”

- Respondents from other organizations had significantly higher levels of agreement that they consult the WBG’s data more often than they did a few years ago whereas respondents from the financial sector/private sector/private banks had significantly lower levels of agreement.
- Respondents who collaborate with the WBG had significantly higher levels of agreement that they consult the WBG’s data more often than they did a few years ago compared to respondents who do not collaborate with the WBG.

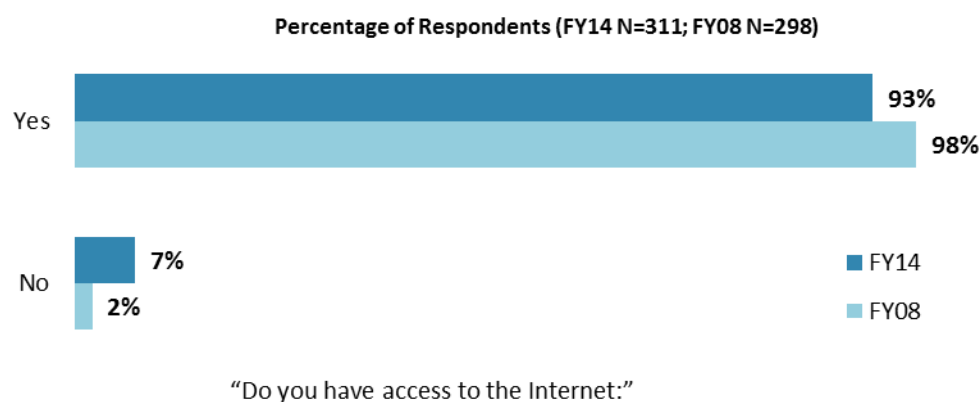


“Please rate how much you agree with the following statements.”
 (1-“Strongly disagree”, 10-“Strongly agree”)

X. Communication and Openness (continued)

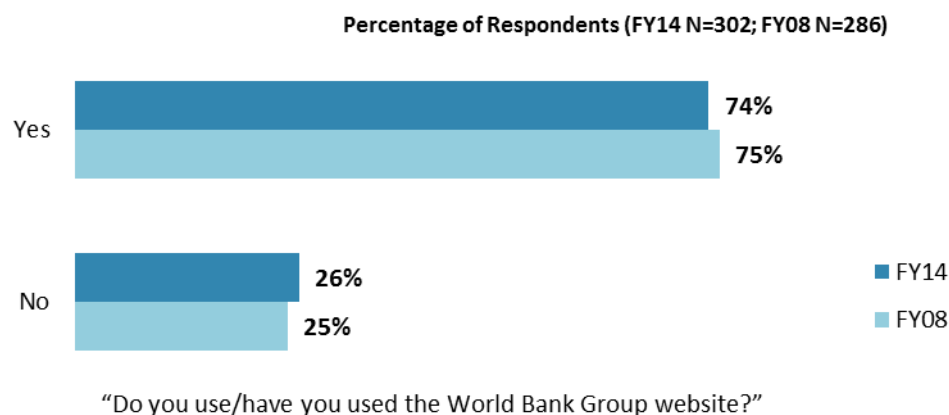
Internet Access

- Respondents from the FY '08 country survey were significantly more likely to have Internet access compared to respondents from this year's country survey.
- Respondents from faith-based groups were significantly *less* likely to have Internet access compared to respondents from other stakeholder groups.



Website Usage

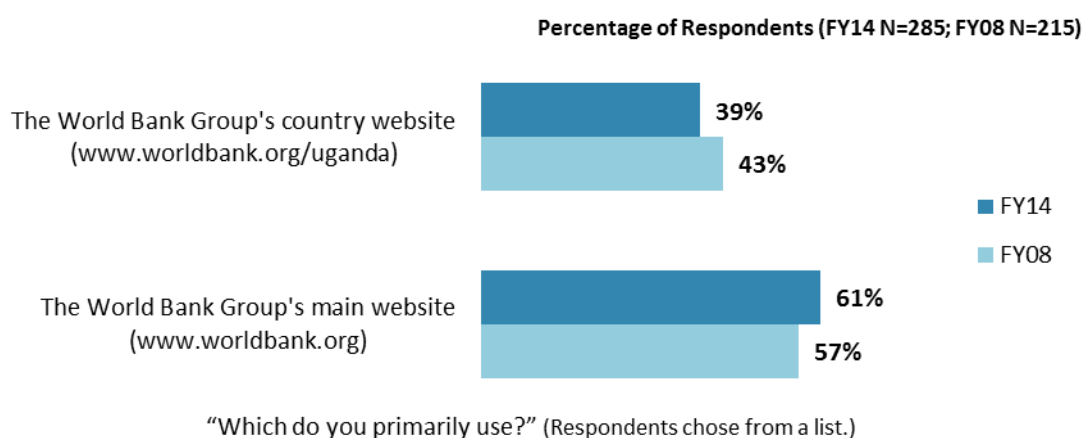
- Respondents in this year's country survey had statistically similar usage of the WBG's website compared to respondents from the FY '08 country survey.
- Respondents from the private sector/financial sector/private banks, CBOs, faith-based groups, and academia were significantly *less* likely to have used the WBG's website compared to respondents from other stakeholder groups.
- Respondents who collaborate with the WBG were significantly more likely to have used the WBG's website compared to respondents who do not collaborate with the WBG.



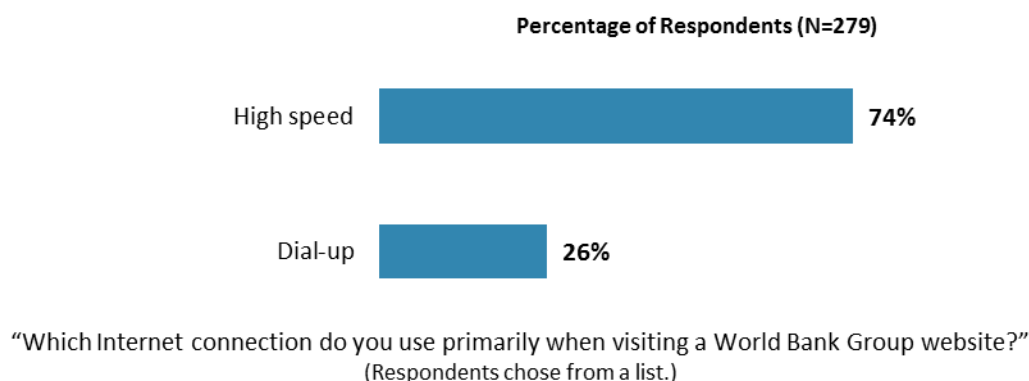
X. Communication and Openness (continued)

Website Usage (continued)

- Respondents in this year's country survey had statistically similar usage of the WBG's country and main websites compared to respondents from the FY '08 country survey.
- Employees of ministries and respondents from academia and other organizations were significantly more likely to have used the WBG's main website compared to respondents from other stakeholder groups.
- Respondents who collaborate with the WBG were significantly more likely to have used the WBG's main website compared to respondents who do not collaborate with the WBG.



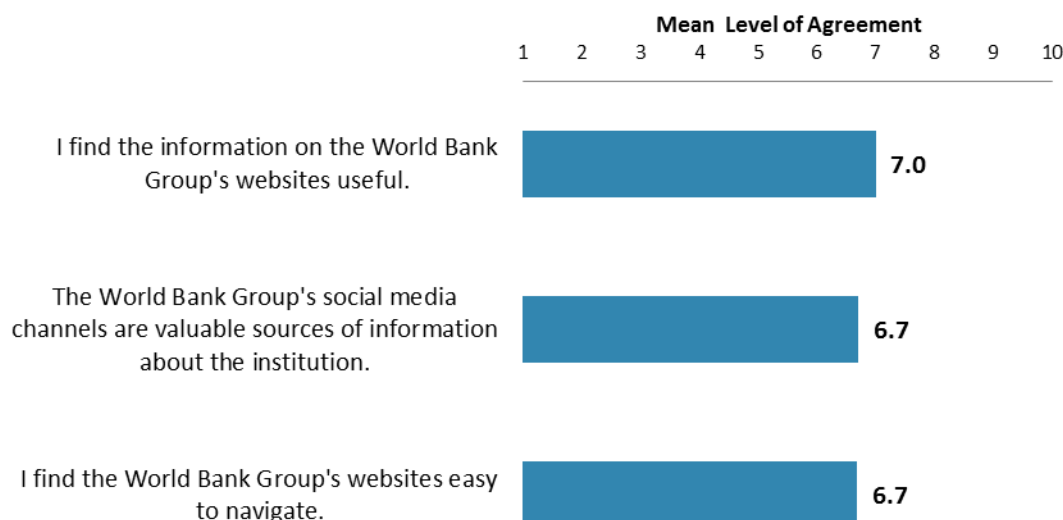
- Respondents from CBOs were significantly more likely to use dial-up connections when visiting the WBG's website compared to respondents from other stakeholder groups.



X. Communication and Openness (continued)

Website/Social Media Evaluation

- Respondents from CBOs and the media had significantly higher levels of agreement that they find the WBG's websites easy to navigate whereas respondents from the financial sector/private sector/private banks, private foundations, and academia had significantly lower levels of agreement. Respondents from CBOs and the media had significantly higher levels of agreement that they find the information on the WBG's websites useful whereas respondents from the financial sector/private sector/private banks and academia had significantly lower levels of agreement. Respondents from the financial sector/private sector/private banks had significantly higher levels of agreement that the WBG's social media channels are valuable sources of information whereas respondents from the media had significantly lower levels of agreement.
- Respondents who collaborate with the WBG had significantly higher levels of agreement that they find the WBG's websites easy to navigate and that they find the information on the WBG's websites useful compared to respondents who do not collaborate with the WBG.

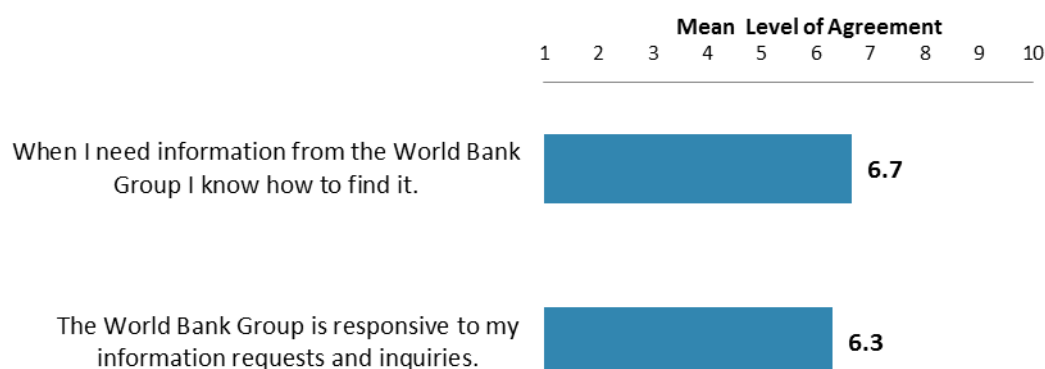


"Please rate how much you agree with the following statements."
(1-"Strongly disagree", 10-"Strongly agree")

X. Communication and Openness (continued)

Information Sharing

- Respondents from the media had significantly higher levels of agreement that when they need information from the WBG they know how to find it whereas respondents from the financial sector/private sector/private banks and academia had significantly lower levels of agreement. Respondents from faith-based groups and other organizations had significantly higher levels of agreement that the WBG is responsive to their information requests whereas respondents from CBOs, private foundations, and academia had significantly lower levels of agreement.
- Respondents who collaborate with the WBG had significantly higher levels of agreement that when they need information from the WBG they know how to find it compared to respondents who do not collaborate with the WBG.



"Please rate how much you agree with the following statements."
 (1-"Strongly disagree", 10-"Strongly agree")

XI. Appendices

A. Responses to All Questions across All Respondents	67
B. Responses to All Questions by Stakeholder Groups	85
C. Responses to All Questions across Geographic Locations.....	111
D. Responses to All Questions among WBG Collaborators and Non-Collaborators	129
E. Responses to All Questions across Country Surveys	148
F. Responses to Key Questions by Respondents' Specializations/Sectors.....	151
G. Indicator Questions as a Function of Exposure to the WBG	165
H. Indicator Questions as a Function of Stakeholder Groups	166
I. World Bank Group Country Survey 2014 Uganda Questionnaire	167

UGANDA



Appendix A: Responses to All Questions across All Respondents (N=326)

All rating scale questions are presented with the total number of respondents that provided a rating (N), the number of respondents who indicated that they "Don't know" (DK), the mean rating across all respondents (Mean), and the standard deviation of this mean (SD). Indicator questions are noted with an asterisk (*).

A. General Issues Facing Uganda

1. In general would you say that Uganda is headed in...?	Percentage of Respondents (N=317)
The right direction	46.1%
The wrong direction	28.1%
Not sure	25.9%

2. Listed below are a number of development priorities in Uganda. Please identify which of the following you consider the most important development priorities in Uganda. (Choose no more than THREE)	Percentage of Respondents (Responses Combined; N=316)
Education	33.2%
Anti-corruption	32.6%
Economic growth	31.6%
Poverty reduction	25.0%
Health	24.4%
Energy	23.4%
Job creation/employment	20.9%
Public sector governance/reform	14.2%
Agricultural development	13.3%
Transport	13.0%
Water and sanitation	10.1%
Sustainable and transparent development of the oil and gas sector	10.1%
Rural development	7.6%
Trade and exports	6.3%
Foreign direct investment	6.0%
Information and communications technology	6.0%
Social protection	5.1%
Gender equity	4.4%
Food security	2.8%
Equality of opportunity	2.2%
Financial markets	1.9%
Urban development	1.9%
Domestic private sector development	1.3%
Crime and violence	1.3%
Environmental sustainability	0.6%
Law and justice	0.6%
Global/regional integration	0.0%
Climate change	0.0%
Regulatory framework	0.0%
Communicable/non-communicable diseases	0.0%
Disaster management	0.0%

A. General Issues Facing Uganda (continued)

3. Poverty reduction is a broad term that encompasses work in many different areas. Which THREE areas of development listed below do you believe would contribute most to reducing poverty in Uganda? (Choose no more than THREE)	Percentage of Respondents (Responses Combined; N=324)
Agricultural development	36.7%
Education	29.9%
Rural development	28.7%
Job creation/employment	26.5%
Anti-corruption	25.9%
Economic growth	22.5%
Health	22.2%
Transport	16.4%
Energy	12.0%
Public sector governance/reform	9.9%
Gender equity	9.3%
Domestic private sector development	8.6%
Trade and exports	8.6%
Equality of opportunity	7.4%
Sustainable and transparent development of the oil and gas sector	5.2%
Environmental sustainability	4.9%
Urban development	3.7%
Water and sanitation	3.4%
Information and communications technology	3.4%
Financial markets	2.5%
Communicable/non-communicable diseases	2.2%
Foreign direct investment	2.2%
Food security	2.2%
Social protection	1.2%
Law and justice	1.2%
Disaster management	1.2%
Climate change	0.6%
Global/regional integration	0.3%
Regulatory framework	0.0%
Crime and violence	0.0%

A. General Issues Facing Uganda (continued)

4. Economic growth can be driven by a number of factors. Which THREE areas below do you believe would contribute most to generating economic growth in Uganda? (Choose no more than THREE)	Percentage of Respondents (Responses Combined; N=325)
Agricultural development	46.8%
Energy	36.3%
Education	32.3%
Job creation/employment	22.5%
Trade and exports	21.2%
Anti-corruption	18.2%
Rural development	16.0%
Transport	16.0%
Foreign direct investment	10.2%
Public sector governance/reform	9.2%
Food security	8.9%
Health	8.6%
Domestic private sector development	7.7%
Regulatory framework	7.4%
Financial markets	6.2%
Global/regional integration	5.8%
Information and communications technology	5.5%
Water and sanitation	5.2%
Sustainable and transparent development of the oil and gas sector	4.9%
Gender equity	3.4%
Equality of opportunity	2.8%
Social protection	1.5%
Environmental sustainability	0.9%
Climate change	0.0%
Disaster management	0.0%
Urban development	0.0%
Communicable/non-communicable diseases	0.0%
Law and justice	0.0%
Crime and violence	0.0%

A. General Issues Facing Uganda (continued)

5. When thinking about the idea of 'shared prosperity' in your country, which of the following TWO best illustrate how this would be achieved in Uganda? (Choose no more than TWO)	Percentage of Respondents (Responses Combined; N=302)
Better employment opportunities for young people	38.1%
Consistent economic growth	24.2%
Education and training that better ensure job opportunity	23.2%
Better entrepreneurial opportunities (i.e., to start small and medium sized businesses)	19.2%
Greater voice and participation for citizens to help ensure greater accountability	18.2%
Greater access to micro-finance for the poor	16.2%
Greater access to social services for citizens across Uganda	16.2%
Better employment opportunities for women	14.2%
Better quality public services	8.9%
Better opportunity for the poor who live in rural areas	6.6%
A growing middle class	4.6%
Greater access to health and nutrition for citizens	3.0%
Other	2.0%
Better opportunity for the poor who live in urban areas	1.3%
More reliable social safety net	1.3%
Greater equity of fiscal policy	1.0%

B. Overall Attitudes toward the World Bank Group

Familiarity	N	DK	Mean	SD
1. How familiar are you with the work of the World Bank Group in Uganda? <i>(1-Not familiar at all, 10-Extremely familiar)</i>	316	0	6.34	2.75

Overall Effectiveness	N	DK	Mean	SD
2. Overall, please rate your impression of the World Bank Group's effectiveness in Uganda.* <i>(1-Not effective at all, 10-Very effective)</i>	287	24	6.05	2.31

Staff Preparedness	N	DK	Mean	SD
3. To what extent do you believe the World Bank Group's staff is well prepared (e.g., skills and knowledge) to help Uganda solve its most complicated development challenges?* <i>(1-To no degree at all, 10-To a very significant degree)</i>	295	27	6.73	2.08

B. Overall Attitudes toward the World Bank Group (continued)

4. When thinking about how the World Bank Group can have the most impact on development results in Uganda, in which sectoral areas do you believe the World Bank Group should focus most of its resources (financial and knowledge services) in Uganda? (Choose no more than THREE)	Percentage of Respondents (Responses Combined; N=326)
Education	38.3%
Poverty reduction	37.4%
Agricultural development	26.7%
Energy	26.4%
Health	22.7%
Transport	19.0%
Rural development	15.6%
Anti-corruption	15.6%
Job creation/employment	12.9%
Public sector governance/reform	12.6%
Trade and exports	10.7%
Regulatory framework	10.1%
Gender equity	7.1%
Sustainable and transparent development of the oil and gas sector	5.2%
Foreign direct investment	4.9%
Urban development	4.9%
Economic growth	4.9%
Climate change	4.3%
Financial markets	3.7%
Domestic private sector development	2.8%
Equality of opportunity	2.8%
Global/regional integration	2.5%
Crime and violence	2.1%
Information and communications technology	1.8%
Food security	1.2%
Water and sanitation	0.9%
Social protection	0.3%
Environmental sustainability	0.3%
Law and justice	0.3%
Communicable/non-communicable diseases	0.0%
Disaster management	0.0%

B. Overall Attitudes toward the World Bank Group (continued)

5. When thinking about the World Bank Group's role, which activity do you believe is of greatest VALUE and which activity is of second greatest value in Uganda?	Percentage of Respondents (N=295)		
	Greatest Value	2 nd Greatest Value	Combined
Financial resources	33.9%	16.9%	50.8%
Capacity development	36.9%	10.8%	47.8%
Policy advice, studies, analyses	12.2%	9.2%	21.4%
Technical assistance	9.2%	12.2%	21.4%
Convening/Facilitating	0.0%	15.9%	15.9%
Linkage to non-Bank expertise	1.0%	14.2%	15.3%
Donor coordination	3.4%	9.5%	12.9%
Mobilizing third party financial resources	1.0%	9.5%	10.5%
Data	2.4%	1.7%	4.1%
Other	0.0%	0.0%	0.0%

How effectively to the World Bank Groups' activities below support Uganda's efforts to achieve development results? (1-Not effective at all, 10-Very effective)	Effectiveness			
	N	DK	Mean	SD
6. Convening/Facilitating	255	31	5.60	2.73
7. Data	248	43	6.70	2.28
8. Policy advice, studies, analyses	265	32	7.09	2.32
9. Financial resources	286	18	7.27	2.42
10. Technical assistance	233	36	6.24	2.53
11. Mobilizing third party financial resources	228	49	6.00	2.28
12. Donor coordination	261	33	6.47	2.62
13. Linkage to non-Bank expertise	199	71	5.67	2.06

The World Bank Group can provide capacity building support in a number of ways in Uganda. To what degree would Uganda benefit, if capacity building were to support...? (1-To no degree at all, 10-To a very significant degree)	Degree			
	N	DK	Mean	SD
14. Groups outside of government (e.g., civil society, media) to help them more effectively engage and participate in development efforts	296	6	7.47	2.71
15. The public sector , related to implementation of specific development projects on the ground	281	14	7.57	1.87
16. The public sector , related to changing institutions (organizations or sociopolitical conditions)	290	23	6.78	2.21
17. The private sector , related to institutional and policy change	288	14	6.59	2.79

B. Overall Attitudes toward the World Bank Group (continued)

How EFFECTIVE do you believe the World Bank Group is in terms of the capacity building work it does in each of the following areas in Uganda? (If you have NO exposure to/experience in any of the areas listed below, please respond "Don't know") (1-Not effective at all, 10-Very effective)	Effectiveness			
	N	DK	Mean	SD
18. Project implementation (or other organizational strengthening)	255	59	6.76	2.45
19. Citizen engagement (incorporating citizens' voices into development)	256	58	5.38	2.29
20. Policy design (for clarity and better incentives to achieve development goals)	237	68	6.77	2.00

When thinking about how to improve capacity building in Uganda to help ensure better development results, looking forward, how IMPORTANT is it for the World Bank Group to be involved in the following aspects of capacity building? (If you have NO exposure to/experience in any of the areas listed below, please respond "Don't know") (1-Not important at all, 10-Very important)	Importance			
	N	DK	Mean	SD
21. Project implementation (or other organizational strengthening)	270	47	7.92	2.20
22. Citizen engagement (incorporating citizens' voices into development)	258	49	7.49	2.37
23. Policy design (for clarity and better incentives to achieve development goals)	262	44	7.85	2.11

24. Which of the following do you identify as the World Bank Group's greatest WEAKNESSES in its work in Uganda? (Choose no more than TWO)	Percentage of Respondents (Responses Combined; N=316)
Too influenced by developed countries	29.4%
Not enough public disclosure of its work	18.0%
Too bureaucratic in its operational policies and procedures	14.6%
Not collaborating enough with non-state actors	14.6%
Not exploring alternative policy options	14.2%
Staff too inaccessible	13.0%
Not adequately sensitive to political/social realities in Uganda	11.7%
Arrogant in its approach	9.8%
World Bank Group's processes too slow	9.8%
Don't know	9.5%
World Bank Group's processes too complex	6.6%
Not aligned with other donors' work	6.6%
Other	5.7%
Not willing to honestly criticize policies and reform efforts in the country	4.4%
Not aligned with country priorities	4.1%
The credibility of its knowledge/data	2.8%
Imposing technocratic solutions without regard to political realities	0.3%
Not client focused	0.3%

B. Overall Attitudes toward the World Bank Group (continued)

25. Which of the World Bank Group's instruments do you believe are the MOST effective in reducing poverty in Uganda? (Choose no more than TWO)	Percentage of Respondents (Responses Combined; N=321)
Investment lending	60.1%
Capacity development	43.9%
Policy based lending / budget support to the Government	24.0%
Technical assistance	17.1%
Trust Fund management	14.6%
Knowledge products/services	10.0%
Don't know	4.0%
Other	1.2%

26. In addition to the regular relations with the national government as its main interlocutor, which TWO of the following groups should the World Bank Group collaborate with more in your country to ensure better development results there? (Choose no more than TWO)	Percentage of Respondents (Responses Combined; N=324)
Private Sector	34.9%
Academia/Think Tanks/Research Institutes	31.5%
Community-Based Organizations (CBOs)	24.4%
NGOs	21.3%
Beneficiaries	19.8%
Media	16.7%
Local Government	15.4%
Faith-Based Organizations	12.7%
Donor Community	11.1%
Parliament	5.6%
Foundations	2.2%
Don't know	1.9%
Other	0.3%

To what extent do you agree with the following statements about the World Bank Group's work in Uganda? (1-Strongly disagree, 10-Strongly agree)	Level of Agreement			
	N	DK	Mean	SD
27. Overall the World Bank Group currently plays a relevant role in development in Uganda*	295	22	6.07	2.76
28. The World Bank Group's work is aligned with what I consider the development priorities for Uganda*	275	31	5.89	2.33
29. The World Bank Group supports programs and strategies that are realistic for Uganda	278	28	6.29	2.37
30. The World Bank Group treats clients and stakeholders in Uganda with respect	276	40	6.24	2.70

B. Overall Attitudes toward the World Bank Group (continued)

To what extent is the World Bank Group an effective development partner in Uganda, in terms of each of the following? (1-To no degree at all, 10-To a very significant degree)	Degree			
	N	DK	Mean	SD
31. Responsiveness*	225	45	5.64	2.30
32. Flexibility (in terms of the World Bank Group's products and services)*	262	42	5.26	2.03
33. Flexibility (in terms of changing country circumstances)*	251	36	4.95	2.64
34. Being inclusive*	260	39	5.84	2.41
35. Openness (sharing data and other information)*	271	29	5.93	2.74
36. Staff accessibility*	269	28	5.08	2.55
37. Straightforwardness and honesty*	259	41	5.93	2.44
38. Ease of access to the people at the World Bank Group who are making decisions important to my work	273	32	5.46	2.69
39. Collaboration with groups outside of the Government*	240	65	5.68	2.31
40. Collaboration with the Government*	262	38	7.86	1.89
41. Collaboration with other donors*	249	44	7.58	1.98
42. The speed in which it gets things accomplished on the ground*	272	38	5.51	2.53
43. Being a long-term partner	269	30	8.20	1.89

44. To be a more effective development partner in Uganda, do you believe that the World Bank Group should have...?	Percentage of Respondents (N=286)
More local presence	72.0%
The current level of local presence is adequate	19.6%
Less local presence	4.9%
Don't know	3.5%

45. When World Bank Group assisted reform efforts fail or are slow to take place, which of the following would you attribute this to? (Choose no more than TWO)	Percentage of Respondents (Responses Combined; N=315)
High levels of corruption in the country	47.3%
There is not an adequate level of citizen/civil society participation	37.5%
Reforms are not well thought out in light of country challenges	26.3%
The World Bank Group is not sensitive enough to political/social realities on the ground	25.4%
The Government works inefficiently	16.2%
The World Bank Group does not do adequate follow through/follow-up	13.0%
Political pressures and obstacles	12.7%
Lack of/inadequate levels of capacity in Government	7.0%
Poor donor coordination	4.8%
The World Bank Group works too slowly	3.5%
Other	1.3%

C. World Bank Group Effectiveness and Results

1. In your opinion, how IMPORTANT is it for the World Bank Group to be involved in the following areas of development in Uganda? (1-Not important at all, 10-Very important)	Importance			
	N	DK	Mean	SD
1. Anti-corruption	295	5	8.37	2.03
2. Information and communications technology	268	1	7.26	2.33
3. Transport	281	1	8.47	1.57
4. Crime and violence	272	9	5.65	2.14
5. Law and justice	297	1	7.38	2.14
6. Urban development	280	1	7.80	2.01
7. Environmental sustainability	293	1	7.82	1.96
8. Regulatory framework	270	18	6.75	2.39
9. Communicable/non-communicable diseases	256	11	7.28	2.35
10. Poverty reduction	296	1	8.38	1.96
11. Gender equity	283	6	6.55	2.39
12. Domestic private sector development	270	5	6.77	2.39
13. Foreign direct investment	283	2	8.08	1.76
14. Water and sanitation	289	6	7.80	1.88
15. Trade and exports	283	7	7.34	2.48
16. Economic growth	297	1	8.48	1.57
17. Energy	280	1	8.48	1.56
18. Disaster management	295	4	7.17	2.11
19. Public sector governance/reform	287	10	8.14	1.86
20. Job creation/employment	296	1	8.01	1.86
21. Financial markets	281	8	7.08	2.48
22. Equality of opportunity	274	3	6.50	2.40
23. Health	290	7	8.06	2.00
24. Rural development	296	1	7.98	1.70
25. Global/regional integration	283	12	6.88	1.99
26. Food security	274	7	7.64	1.80
27. Education	290	7	8.31	1.83
28. Social protection	270	12	6.49	2.38
29. Climate change	285	8	7.02	2.22
30. Agricultural development	293	8	8.46	1.81
31. Sustainable and transparent development of the oil and gas sector	287	12	8.14	1.96

C. World Bank Group Effectiveness and Results (continued)

2. How EFFECTIVE do you believe the World Bank Group is in terms of the work it does in the following areas of development in Uganda? <i>(1-Not effective at all, 10-Very effective)</i>	Effectiveness			
	N	DK	Mean	SD
1. Anti-corruption	234	65	5.15	2.44
2. Information and communications technology	227	67	5.73	2.19
3. Transport	248	57	7.52	1.72
4. Crime and violence	198	95	4.38	2.01
5. Law and justice	211	85	5.43	1.86
6. Urban development	237	47	6.46	2.03
7. Environmental sustainability	222	71	6.41	2.19
8. Regulatory framework	207	89	6.98	2.10
9. Communicable/non-communicable diseases	217	73	6.29	2.30
10. Poverty reduction	255	33	6.52	2.43
11. Gender equity	225	59	5.56	2.05
12. Domestic private sector development	228	60	5.55	1.88
13. Foreign direct investment	242	42	6.98	2.03
14. Water and sanitation	245	44	6.75	2.09
15. Trade and exports	227	64	6.35	1.91
16. Economic growth	238	41	7.76	1.74
17. Energy	234	59	7.50	1.62
18. Disaster management	196	80	5.53	2.29
19. Public sector governance/reform	247	47	6.40	2.37
20. Job creation/employment	252	46	5.60	2.53
21. Financial markets	206	79	6.06	2.08
22. Equality of opportunity	205	70	5.23	1.93
23. Health	270	20	6.91	2.00
24. Rural development	238	57	5.95	1.99
25. Global/regional integration	197	91	6.22	1.56
26. Food security	241	50	6.10	2.20
27. Education	266	33	7.34	1.71
28. Social protection	216	80	5.67	2.22
29. Climate change	232	62	5.77	2.18
30. Agricultural development	261	33	6.28	2.06
31. Sustainable and transparent development of the oil and gas sector	224	71	5.50	2.17

C. World Bank Group Effectiveness and Results (continued)

3. Where are the World Bank Group's decisions made primarily that support the program in Uganda?	Percentage of Respondents (N=302)
At the Headquarters (in Washington D.C.)	26.2%
In the country	17.5%
Don't know	56.3%

Achieving Development Results	N	DK	Mean	SD
4. To what extent does the World Bank Group's work help to achieve development results in Uganda?* (1-To no degree at all, 10-To a very significant degree)	287	26	5.89	2.34

To what extent do you agree with the following statements about the World Bank Group in Uganda? (1-Strongly disagree, 10-Strongly agree)	N	DK	Mean	SD
5. The World Bank Group's financial instruments (i.e., investment lending, Development Policy Loan, trust funds/grants, Program 4 Result, etc.) meet the needs of Uganda*	282	35	5.91	2.38
6. The World Bank Group meets Uganda's needs for knowledge services (e.g., research, analysis, data, technical assistance)*	267	26	5.78	2.69

Internal Evaluation Mechanisms	N	DK	Mean	SD
7. To what extent do you believe the World Bank Group's internal evaluation mechanisms hold the institution accountable for achieving results in Uganda? (1-To no degree at all, 10-To a very significant degree)	235	79	6.00	2.34

D. The World Bank Group's Knowledge Work and Activities
(i.e., Analysis, Studies, Data, Reports, Conferences)

1. How frequently do you consult World Bank Group's knowledge work and activities in the work you do?	Percentage of Respondents (N=320)
Weekly	.3%
Monthly	14.7%
A few times a year	41.3%
Rarely	23.8%
Never	20.0%

D. The World Bank Group's Knowledge Work and Activities (continued)

In Uganda, to what extent do you believe that the World Bank Group's knowledge work and activities: (1-To no degree at all, 10-To a very significant degree)	Degree			
	N	DK	Mean	SD
2. Are timely	272	43	5.96	2.23
3. Include appropriate level of stakeholder involvement during preparation	233	62	6.15	2.20
4. Are relevant to Uganda's development priorities	270	30	6.99	2.50
5. Lead to practical solutions	257	39	5.49	2.55
6. Are accessible (well written and easy to understand)	264	37	6.17	2.85
7. Are source of relevant information on global good practices	266	40	7.45	2.37
8. Enhance your knowledge and/or skills	265	35	6.51	2.79
9. Are adequately disseminated	248	56	5.12	2.90
10. Are translated enough into local language	244	58	3.52	2.16
11. Are adaptable to Uganda's specific development challenges and country circumstances*	271	35	5.22	2.43

Overall Evaluations	N	DK	Mean	SD
12. Overall, how significant a contribution do you believe the World Bank Group's knowledge work and activities make to development results in your country?* (1-Not significant at all, 10-Very significant)	285	36	6.07	2.27
13. Overall, how would you rate the technical quality of the World Bank Group's knowledge work and activities?* (1-Very low technical quality, 10-Very high technical quality)	281	40	7.65	1.95

E. Working with the World Bank Group

To what extent does each of the following aspects of the World Bank Group's technical assistance/advisory work contribute to solving Uganda's development challenges? (1-To no degree at all, 10-To a very significant degree)	Degree			
	N	DK	Mean	SD
1. Conceptualization (understanding and framing the problem)	257	36	5.96	2.50
2. Design (appraising and planning the solutions)	272	34	6.67	2.06
3. Implementation (executing, carrying out, monitoring and making appropriate adjustments)	282	31	5.82	2.18
4. Evaluation (assessing the impact and results)	281	25	5.72	2.48

E. Working with the World Bank Group (continued)

To what extent do you agree/disagree with the following statements? (1-Strongly disagree, 10-Strongly agree)	Level of Agreement			
	N	DK	Mean	SD
5. The World Bank Group disburses funds promptly	236	81	6.04	2.64
6. The World Bank Group effectively monitors and evaluates the projects and programs it supports	272	34	6.31	2.51
7. The World Bank Group's approvals and reviews are done in a timely fashion	261	44	6.41	2.44
8. The World Bank Group's "Safeguard Policy" requirements are reasonable	219	87	7.11	2.06
9. The World Bank Group's conditions on its lending are reasonable	261	40	5.52	2.53
10. The World Bank Group takes decisions quickly in Uganda	268	37	5.07	2.46
11. Working with the World Bank Group increases Uganda's institutional capacity	259	37	6.40	2.52
12. The World Bank Group ensures consistency and continuity through staff changes	239	61	6.03	2.30
13. Where country systems are adequate, the World Bank Group makes appropriate use of them*	238	79	7.08	2.16
14. The World Bank Group provides effective implementation support	278	28	6.20	2.32

15. Which of the following best describes the way the World Bank Group operates in Uganda?	Percentage of Respondents (N=313)
The World Bank Group takes too much risk in Uganda	1.0%
The World Bank Group does not take enough risk in Uganda	20.1%
The World Bank Group's approach to risk is appropriate	22.7%
Don't know	49.8%
Prefer not to answer	6.4%

F. The Future Role of the World Bank Group in Uganda

1. Which of the following SHOULD the World Bank Group do to make itself of greater value in Uganda? (Choose no more than TWO)	Percentage of Respondents (Responses Combined; N=321)
Reach out more to groups outside of Government	39.6%
Reduce the complexity of obtaining World Bank Group financing	26.2%
Increase the level of capacity development in the country	21.2%
Improve the competitiveness of its financing compared to markets	19.0%
Offer more innovative financial products	17.8%
Improve the quality of its experts as related to Uganda's specific challenges	14.0%
Collaborate more effectively with Government clients	12.5%
Provide more adequate data/knowledge/statistics/figures on Uganda's economy	10.9%
Ensure greater selectivity in its work	9.7%
Offer more innovative knowledge services	9.0%
Work faster	5.3%
Other	2.5%

2. When considering the combination of services that the World Bank Group offers in Uganda, and taking into account its limited level of resources, which ONE of the following do you believe the World Bank Group should offer more of in Uganda? (Select only ONE response)	Percentage of Respondents (N=314)
Financial services	29.6%
Convening services	22.0%
The combination is appropriate for Uganda	21.3%
Knowledge products	17.8%
None of the above	5.4%
Don't know	3.8%

3. Please identify two areas related to sustainable development of the oil and gas sector in Uganda, where greater support from the World Bank Group would be most valuable. (Choose no more than TWO)	Percentage of Respondents (Responses Combined; N=321)
Support in governance, anti-corruption, access to information and transparency related to overall management of oil and gas resources	44.9%
Support in mitigation of macro-economic risks	25.9%
Support efforts to ensure participation of civil society and citizens	25.5%
Support in monitoring of operations	23.7%
Support in improving quality of public expenditures	16.2%
Advisory role in contract negotiations	15.6%
Technical aspects related to the sector	13.4%
Support in management of foreign exchange and revenues	10.9%
Don't know	5.6%
Other	0.0%

4. Would you like to see more, less, or just about the same level of World Bank Group involvement in the sustainable development of the oil and gas sector in Uganda? (Select only ONE response)	Percentage of Respondents (N=300)
More	64.0%
Just about the same	28.7%
Less	1.0%
Don't know	6.3%

G. Communication and Information Sharing

1. How do you get most of your information about economic and social development issues in Uganda? (Choose no more than TWO)	Percentage of Respondents (Responses Combined; N=317)
Local newspapers	59.0%
Local television	38.8%
Internet	37.2%
Local radio	24.0%
Social media (e.g., Facebook, Twitter, YouTube, Flickr)	6.6%
Periodicals	5.4%
International newspapers	4.7%
International television	4.7%
Mobile phones	2.5%
Other	1.6%
International radio	0.9%
Blogs	0.9%
Instant messaging	0.3%

2. How would you prefer to receive information from the World Bank Group? (Choose no more than TWO)	Percentage of Respondents (Responses Combined; N=321)
e-Newsletters	31.2%
World Bank Group's publications and other written materials	29.6%
Social media (e.g., Facebook, Twitter, YouTube, Flickr)	27.1%
World Bank Group's seminars/workshops/conferences	26.5%
Mobile phones	24.6%
World Bank Group's website	16.5%
Instant messaging	9.7%
Direct contact with World Bank Group	8.1%
Blogs	6.9%
Other	1.9%

3. Are you aware of the World Bank Group's Access to Information Policy under which the Bank will now disclose any information in its possession that is not a list of exceptions?	Percentage of Respondents (N=310)
Yes	35.2%
No	64.8%

4. Have you requested information from the World Bank Group on its activities in the past year?	Percentage of Respondents (N=306)
Yes	32.7%
No	67.3%

5. Were you able to obtain this information?	Percentage of Respondents (N=105)
Yes	90.5%
No	9.5%

6. Do you have access to the Internet?	Percentage of Respondents (N=311)
Yes	92.9%
No	7.1%

G. Communication and Information Sharing (continued)

7. Do you use/have used the World Bank Group website?	Percentage of Respondents (N=302)
Yes	73.8%
No	26.2%

8. Which do you primarily use?	Percentage of Respondents (N=285)
The World Bank Group's country website (www.worldbank.org/uganda)	39.3%
The World Bank Group's main website (www.worldbank.org)	60.7%

9. Which Internet connection do you use primarily when visiting a World Bank Group website?	Percentage of Respondents (N=279)
High speed	73.8%
Dial-up	26.2%

Please rate how much you agree with the following statements. (1-Strongly disagree, 10-Strongly agree)	Level of Agreement			
	N	DK	Mean	SD
10. I use/consult World Bank Group's data more often than I did a few years ago	277	29	5.68	2.77
11. I find the World Bank Group's websites easy to navigate.	259	41	6.69	2.27
12. I find the information on the World Bank Group's websites useful.	246	46	7.00	2.29
13. The World Bank Group's social media channels are valuable sources of information about the institution.	256	39	6.71	3.03
14. When I need information from the World Bank Group I know how to find it.	282	23	6.66	2.94
15. The World Bank Group is responsive to my information requests and inquiries.	262	46	6.31	3.18

H. Background Information

1. Which of the following best describes your current position? (Please mark only ONE response)	Percentage of Respondents (N=316)
NGO	23.4%
Employee of a Ministry, Ministerial Department or Implementation Agency	22.8%
Media	15.8%
Private Sector Organization	7.6%
Academia/Research Institute/Think Tank	7.3%
Faith-Based Group	6.6%
Private Foundation	5.1%
Community-Based Organization	3.8%
Other	2.5%
Independent Government Institution	1.9%
Office of Parliamentarian	1.6%
Multilateral Agency	1.3%
Financial Sector/Private Bank	.3%

H. Background Information (continued)

2. Please identify the primary specialization of your work. (Please mark only ONE response)	Percentage of Respondents (N=317)
Education	23.3%
Information and communications technology	12.6%
Agriculture/ rural development / food security	10.4%
Public sector governance / public financial management / anti-corruption	9.8%
Other	8.8%
Generalist	6.6%
Natural resource management / environmental sustainability	5.7%
Law and justice / regulatory framework	5.0%
Water and sanitation	3.8%
Health / communicable/non-communicable diseases	3.2%
Transport	3.2%
Energy	2.8%
Financial markets / banking	1.6%
Social protection	1.3%
Gender equity / equality of opportunity	.9%
Job creation/employment	.9%

3. Currently, do you professionally collaborate/work with the World Bank Group in your country?	Percentage of Respondents (N=307)
Yes	39.4%
No	60.6%

4. Which of the following agencies of the World Bank Group do you work with in Uganda? (Select all that apply)	Percentage of Respondents (N=292)
None	57.9%
The World Bank (IBRD/IDA)	39.4%
The International Finance Corporation (IFC)	6.8%
The Multilateral Investment Guarantee Agency (MIGA)	2.1%

5. Which of the following describes most of your exposure to the World Bank Group in Uganda? (Choose no more than TWO)	Percentage of Respondents (N=286)
Observer (i.e., follow in media, discuss in informal conversations, etc.)	49.0%
Use World Bank Group reports/data	28.7%
Collaborate as part of my professional duties	26.9%
Use World Bank Group website for information, data, research, etc.	24.5%
Engage in World Bank Group related/sponsored events/activities	11.2%

6. Which best represents your geographic location?	Percentage of Respondents (N=311)
Kampala City	67.2%
Central Uganda	19.6%
Eastern Uganda	8.0%
Western Uganda	3.2%
Northern Uganda	1.9%

Appendix B: Responses to All Questions by Stakeholder Groups

**Employee of a Ministry N=72 ● Private Sector/Financial Sector/Private Bank N=25 ● NGO N=74
CBO N=12 ● Media N=50 ● Faith-Based Group N=21 ● Academia N=23 ● Other N=23**

A. General Issues Facing Uganda

In general, how would you say that Uganda is headed in...?

Percentage of Respondents	Employee of a Ministry	Private Sector/Financial Sector/Private Bank	Private Foundation	NGO	CBO	Media	Faith-Based Group	Academia	Other
The right direction	49.3%	36.0%	50.0%	45.8%	41.7%	40.8%	50.0%	47.8%	47.8%
The wrong direction	34.8%	28.0%	18.8%	29.2%	16.7%	34.7%	15.0%	21.7%	26.1%
Not sure	15.9%	36.0%	31.3%	25.0%	41.7%	24.5%	35.0%	30.4%	26.1%

A. General Issues Facing Uganda (continued)

Listed below are a number of development priorities in Uganda. Please identify which of the following you consider the most important development priorities in Uganda. (Choose no more than THREE)

Percentage of Respondents (Responses Combined)	Employee of a Ministry	Private Sector/Financial Sector/Private Bank	Private Foundation	NGO	CBO	Media	Faith-Based Group	Academia	Other
Social protection*	1.5%	4.3%	0.0%	12.3%	0.0%	4.2%	0.0%	0.0%	13.6%
Transport*	16.2%	21.7%	12.5%	5.5%	0.0%	16.7%	4.8%	0.0%	22.7%
Public sector governance/reform*	17.6%	30.4%	12.5%	5.5%	0.0%	12.5%	0.0%	17.4%	22.7%
Global/regional integration	0.0%	0.0%	0.0%	0.0%	0.0%	0.0%	0.0%	0.0%	0.0%
Gender equity*	0.0%	13.0%	0.0%	2.7%	41.7%	2.1%	4.8%	0.0%	9.1%
Domestic private sector development	2.9%	0.0%	6.3%	0.0%	0.0%	0.0%	0.0%	0.0%	0.0%
Foreign direct investment*	0.0%	13.0%	31.3%	12.3%	0.0%	0.0%	9.5%	0.0%	0.0%
Water and sanitation*	4.4%	30.4%	0.0%	13.7%	0.0%	4.2%	0.0%	21.7%	22.7%
Anti-corruption*	13.2%	34.8%	18.8%	46.6%	33.3%	35.4%	66.7%	47.8%	13.6%
Job creation/employment*	26.5%	13.0%	6.3%	8.2%	0.0%	27.1%	4.8%	60.9%	31.8%
Rural development*	4.4%	4.3%	0.0%	13.7%	0.0%	8.3%	0.0%	0.0%	22.7%
Financial markets	0.0%	0.0%	0.0%	5.5%	0.0%	2.1%	4.8%	0.0%	0.0%
Urban development	0.0%	0.0%	0.0%	5.5%	0.0%	4.2%	0.0%	0.0%	0.0%
Environmental sustainability	2.9%	0.0%	0.0%	0.0%	0.0%	0.0%	0.0%	0.0%	0.0%
Equality of opportunity*	0.0%	8.7%	0.0%	0.0%	0.0%	0.0%	0.0%	21.7%	0.0%
Health*	10.3%	13.0%	31.3%	37.0%	25.0%	43.8%	23.8%	8.7%	4.5%
Education*	35.3%	34.8%	37.5%	23.3%	100.0%	52.1%	4.8%	21.7%	22.7%
Poverty reduction*	29.4%	17.4%	0.0%	23.3%	33.3%	35.4%	42.9%	17.4%	4.5%
Energy*	27.9%	0.0%	31.3%	16.4%	16.7%	33.3%	33.3%	8.7%	36.4%
Food security	1.5%	0.0%	0.0%	5.5%	0.0%	2.1%	0.0%	0.0%	0.0%
Climate change	0.0%	0.0%	0.0%	0.0%	0.0%	0.0%	0.0%	0.0%	0.0%
Agricultural development*	30.9%	17.4%	31.3%	4.1%	0.0%	0.0%	4.8%	17.4%	18.2%
Trade and exports*	14.7%	0.0%	25.0%	1.4%	8.3%	0.0%	9.5%	0.0%	9.1%
Crime and violence	0.0%	0.0%	0.0%	5.5%	0.0%	0.0%	0.0%	0.0%	0.0%
Economic growth*	39.7%	30.4%	37.5%	35.6%	0.0%	6.3%	76.2%	43.5%	18.2%
Law and justice	0.0%	0.0%	0.0%	1.4%	0.0%	2.1%	0.0%	0.0%	0.0%
Regulatory framework	0.0%	0.0%	0.0%	0.0%	0.0%	0.0%	0.0%	0.0%	0.0%
Communicable/non-communicable diseases	0.0%	0.0%	0.0%	0.0%	0.0%	0.0%	0.0%	0.0%	0.0%
Sustainable and transparent development of the oil and gas sector*	19.1%	8.7%	0.0%	11.0%	0.0%	6.3%	4.8%	0.0%	22.7%
Disaster management	0.0%	0.0%	0.0%	0.0%	0.0%	0.0%	0.0%	0.0%	0.0%
Information and communications technology*	1.5%	4.3%	18.8%	4.1%	41.7%	2.1%	4.8%	13.0%	4.5%

*Significantly different between stakeholder groups

A. General Issues Facing Uganda (continued)

Poverty reduction is a broad term that encompasses work in many different areas. Which THREE areas of development listed below do you believe would contribute most to reducing poverty in Uganda? (Choose no more than THREE)

Percentage of Respondents (Responses Combined)	Employee of a Ministry	Private Sector/Financial Sector/Private Bank	Private Foundation	NGO	CBO	Media	Faith-Based Group	Academia	Other
Water and sanitation	4.2%	4.2%	0.0%	2.7%	0.0%	4.1%	0.0%	0.0%	13.0%
Equality of opportunity*	4.2%	0.0%	0.0%	5.4%	33.3%	16.3%	0.0%	21.7%	0.0%
Economic growth*	29.2%	29.2%	37.5%	13.5%	25.0%	40.8%	4.8%	0.0%	4.3%
Climate change	2.8%	0.0%	0.0%	0.0%	0.0%	0.0%	0.0%	0.0%	0.0%
Global/regional integration	0.0%	4.2%	0.0%	0.0%	0.0%	0.0%	0.0%	0.0%	0.0%
Gender equity*	1.4%	16.7%	0.0%	18.9%	41.7%	4.1%	0.0%	4.3%	4.3%
Rural development*	13.9%	29.2%	68.8%	33.8%	25.0%	44.9%	4.8%	30.4%	8.7%
Urban development*	0.0%	0.0%	18.8%	2.7%	33.3%	2.0%	9.5%	0.0%	0.0%
Regulatory framework	0.0%	0.0%	0.0%	0.0%	0.0%	0.0%	0.0%	0.0%	0.0%
Social protection	2.8%	0.0%	0.0%	0.0%	0.0%	0.0%	0.0%	0.0%	8.7%
Law and justice	0.0%	0.0%	0.0%	4.1%	0.0%	0.0%	0.0%	0.0%	4.3%
Transport*	33.3%	16.7%	6.3%	6.8%	0.0%	16.3%	4.8%	17.4%	21.7%
Crime and violence	0.0%	0.0%	0.0%	0.0%	0.0%	0.0%	0.0%	0.0%	0.0%
Communicable/non-communicable diseases*	0.0%	20.8%	0.0%	0.0%	0.0%	0.0%	0.0%	4.3%	4.3%
Information and communications technology*	0.0%	0.0%	0.0%	2.7%	0.0%	4.1%	28.6%	0.0%	4.3%
Anti-corruption*	36.1%	20.8%	18.8%	27.0%	0.0%	18.4%	42.9%	34.8%	4.3%
Domestic private sector development*	23.6%	0.0%	12.5%	0.0%	0.0%	0.0%	0.0%	0.0%	26.1%
Foreign direct investment*	0.0%	0.0%	0.0%	4.1%	0.0%	0.0%	19.0%	0.0%	0.0%
Education*	25.0%	20.8%	25.0%	27.0%	66.7%	53.1%	19.0%	8.7%	21.7%
Energy*	9.7%	0.0%	18.8%	24.3%	0.0%	4.1%	9.5%	13.0%	13.0%
Public sector governance/reform	6.9%	16.7%	0.0%	13.5%	0.0%	6.1%	0.0%	13.0%	21.7%
Sustainable and transparent development of the oil and gas sector*	0.0%	4.2%	0.0%	16.2%	0.0%	2.0%	0.0%	4.3%	8.7%
Environmental sustainability*	1.4%	25.0%	0.0%	4.1%	0.0%	2.0%	0.0%	4.3%	17.4%
Disaster management*	0.0%	0.0%	0.0%	0.0%	0.0%	0.0%	0.0%	17.4%	0.0%
Health*	9.7%	16.7%	0.0%	18.9%	75.0%	30.6%	81.0%	17.4%	8.7%
Agricultural development*	50.0%	50.0%	56.3%	32.4%	0.0%	26.5%	14.3%	30.4%	52.2%
Job creation/employment*	29.2%	20.8%	31.3%	20.3%	0.0%	14.3%	52.4%	65.2%	26.1%
Financial markets	0.0%	4.2%	0.0%	5.4%	0.0%	2.0%	4.8%	4.3%	0.0%
Trade and exports*	16.7%	0.0%	6.3%	4.1%	0.0%	6.1%	4.8%	8.7%	26.1%
Food security*	0.0%	0.0%	0.0%	9.5%	0.0%	0.0%	0.0%	0.0%	0.0%

*Significantly different between stakeholder groups

A. General Issues Facing Uganda (continued)

Economic growth can be driven by a number of factors. Which THREE areas below do you believe would contribute most to generating economic growth in Uganda? (Choose no more than THREE)

Percentage of Respondents (Responses Combined)	Employee of a Ministry	Private Sector/Financial Sector/Private Bank	Private Foundation	NGO	CBO	Media	Faith-Based Group	Academia	Other
Energy*	57.0%	29.0%	31.0%	20.0%	58.0%	48.0%	5.0%	13.0%	26.0%
Gender equity*	3.0%	0.0%	0.0%	1.0%	0.0%	16.0%	0.0%	0.0%	0.0%
Equality of opportunity*	3.0%	13.0%	0.0%	0.0%	0.0%	0.0%	0.0%	17.0%	0.0%
Social protection*	0.0%	0.0%	0.0%	1.0%	0.0%	0.0%	19.0%	0.0%	0.0%
Global/regional integration	11.0%	4.0%	0.0%	4.0%	0.0%	4.0%	19.0%	0.0%	4.0%
Climate change	0.0%	0.0%	0.0%	0.0%	0.0%	0.0%	0.0%	0.0%	0.0%
Anti-corruption*	8.0%	21.0%	6.0%	27.0%	0.0%	14.0%	48.0%	13.0%	17.0%
Disaster management	0.0%	0.0%	0.0%	0.0%	0.0%	0.0%	0.0%	0.0%	0.0%
Rural development*	6.0%	13.0%	25.0%	15.0%	67.0%	24.0%	5.0%	22.0%	9.0%
Foreign direct investment*	4.0%	8.0%	19.0%	11.0%	0.0%	12.0%	5.0%	9.0%	35.0%
Urban development	0.0%	0.0%	0.0%	0.0%	0.0%	0.0%	0.0%	0.0%	0.0%
Water and sanitation	6.0%	0.0%	0.0%	12.0%	0.0%	2.0%	10.0%	0.0%	4.0%
Education*	43.0%	25.0%	63.0%	20.0%	100.0%	48.0%	5.0%	0.0%	22.0%
Information and communications technology	4.0%	0.0%	0.0%	4.0%	0.0%	10.0%	5.0%	13.0%	0.0%
Regulatory framework*	14.0%	21.0%	6.0%	1.0%	0.0%	0.0%	10.0%	4.0%	17.0%
Communicable/non-communicable diseases	0.0%	0.0%	0.0%	0.0%	0.0%	0.0%	0.0%	0.0%	0.0%
Trade and exports*	7.0%	17.0%	44.0%	27.0%	0.0%	24.0%	10.0%	48.0%	17.0%
Public sector governance/reform*	10.0%	29.0%	0.0%	5.0%	0.0%	6.0%	0.0%	13.0%	26.0%
Domestic private sector development*	4.0%	21.0%	0.0%	5.0%	33.0%	2.0%	5.0%	22.0%	4.0%
Job creation/employment	25.0%	29.0%	13.0%	24.0%	42.0%	22.0%	38.0%	0.0%	17.0%
Agricultural development*	64.0%	33.0%	75.0%	42.0%	0.0%	28.0%	52.0%	57.0%	57.0%
Food security*	3.0%	17.0%	0.0%	18.0%	0.0%	20.0%	0.0%	0.0%	0.0%
Transport*	25.0%	8.0%	0.0%	16.0%	0.0%	12.0%	10.0%	13.0%	30.0%
Sustainable and transparent development of the oil and gas sector*	3.0%	0.0%	0.0%	8.0%	0.0%	0.0%	0.0%	35.0%	0.0%
Environmental sustainability	0.0%	0.0%	0.0%	3.0%	0.0%	0.0%	0.0%	0.0%	0.0%
Health*	1.0%	4.0%	19.0%	9.0%	0.0%	0.0%	52.0%	17.0%	4.0%
Law and justice	0.0%	0.0%	0.0%	0.0%	0.0%	0.0%	0.0%	0.0%	0.0%
Crime and violence	0.0%	0.0%	0.0%	0.0%	0.0%	0.0%	0.0%	0.0%	0.0%
Financial markets*	0.0%	4.0%	0.0%	16.0%	0.0%	8.0%	5.0%	0.0%	9.0%

*Significantly different between stakeholder groups

A. General Issues Facing Uganda (continued)

When thinking about the idea of 'shared prosperity' in your country, which of the following TWO best illustrate how this would be achieved in Uganda? (Choose no more than TWO)

Percentage of Respondents (Responses Combined)	Employee of a Ministry	Private Sector/Financial Sector/Private Bank	Private Foundation	NGO	CBO	Media	Faith-Based Group	Academia	Other
Better employment opportunities for young people*	19.7%	18.2%	12.5%	39.4%	66.7%	45.7%	61.9%	63.2%	42.9%
Better employment opportunities for women*	7.6%	4.5%	43.8%	5.6%	41.7%	10.9%	47.6%	15.8%	0.0%
Greater access to micro-finance for the poor*	10.6%	22.7%	43.8%	12.7%	25.0%	21.7%	14.3%	0.0%	19.0%
Greater voice and participation for citizens to help ensure greater accountability	13.6%	27.3%	18.8%	25.4%	0.0%	19.6%	0.0%	15.8%	19.0%
Greater access to health and nutrition for citizens*	0.0%	0.0%	0.0%	0.0%	33.3%	8.7%	0.0%	0.0%	4.8%
Greater access to social services for citizens across Uganda	16.7%	36.4%	18.8%	22.5%	0.0%	8.7%	14.3%	10.5%	9.5%
Better entrepreneurial opportunities (i.e., to start small and medium sized businesses)	24.2%	4.5%	6.3%	18.3%	33.3%	15.2%	23.8%	21.1%	28.6%
A growing middle class*	0.0%	0.0%	0.0%	11.3%	0.0%	6.5%	0.0%	0.0%	9.5%
Better opportunity for the poor who live in rural areas*	10.6%	4.5%	0.0%	2.8%	0.0%	19.6%	0.0%	0.0%	4.8%
Better opportunity for the poor who live in urban areas	0.0%	0.0%	0.0%	4.2%	0.0%	0.0%	0.0%	0.0%	4.8%
Consistent economic growth*	45.5%	31.8%	37.5%	21.1%	0.0%	10.9%	9.5%	10.5%	19.0%
More reliable social safety net	0.0%	0.0%	0.0%	1.4%	0.0%	2.2%	0.0%	0.0%	9.5%
Greater equity of fiscal policy*	0.0%	0.0%	0.0%	0.0%	0.0%	0.0%	0.0%	0.0%	14.3%
Education and training that better ensure job opportunity*	36.4%	45.5%	0.0%	21.1%	0.0%	21.7%	9.5%	36.8%	9.5%
Better quality public services*	15.2%	0.0%	18.8%	5.6%	0.0%	8.7%	0.0%	26.3%	4.8%
Other	0.0%	4.5%	0.0%	7.0%	0.0%	0.0%	0.0%	0.0%	0.0%

*Significantly different between stakeholder groups

B. Overall Attitudes toward the World Bank Group

	Employee of a Ministry			Private Sector/ Financial Sector/ Private Bank			Private Foundation			NGO			CBO			Media			Faith-Based Group			Academia			Other		
	N	Mean	SD	N	Mean	SD	N	Mean	SD	N	Mean	SD	N	Mean	SD	N	Mean	SD	N	Mean	SD	N	Mean	SD	N	Mean	SD
How familiar are you with the work of the World Bank Group in Uganda?*	72	7.64	2.02	25	4.96	2.97	16	6.50	1.93	70	5.49	2.29	12	6.58	2.11	48	8.19	2.29	21	4.52	2.48	21	3.33	2.01	21	6.62	3.26

(1-Not familiar at all, 10-Extremely familiar) *Significantly different between stakeholder groups

B. Overall Attitudes toward the World Bank Group (continued)

	Employee of a Ministry			Private Sector/ Financial Sector/ Private Bank			Private Foundation			NGO			CBO			Media			Faith-Based Group			Academia			Other		
	N	Mean	SD	N	Mean	SD	N	Mean	SD	N	Mean	SD	N	Mean	SD	N	Mean	SD	N	Mean	SD	N	Mean	SD	N	Mean	SD
Overall, please rate your impression of the World Bank Group's effectiveness in Uganda.*	69	6.09	2.21	19	6.11	1.20	16	6.75	2.18	66	5.83	1.86	12	6.67	2.46	39	7.51	2.54	21	4.52	2.46	19	3.16	1.57	17	6.76	1.52

(1-Not effective at all, 10-Very effective) *Significantly different between stakeholder groups

	Employee of a Ministry			Private Sector/ Financial Sector/ Private Bank			Private Foundation			NGO			CBO			Media			Faith-Based Group			Academia			Other		
	N	Mean	SD	N	Mean	SD	N	Mean	SD	N	Mean	SD	N	Mean	SD	N	Mean	SD	N	Mean	SD	N	Mean	SD	N	Mean	SD
To what extent do you believe the World Bank Group's staff is well prepared to help Uganda solve its most complicated development challenges?*	69	6.38	2.01	24	6.33	1.58	13	7.00	1.63	62	6.23	2.17	12	7.00	1.81	47	8.49	2.00	21	5.38	1.56	20	6.60	1.85	18	6.78	1.70

(1-To no degree at all, 10-To a very significant degree) *Significantly different between stakeholder groups

B. Overall Attitudes toward the World Bank Group (continued)

When thinking about how the World Bank Group can have the most impact on development results in Uganda, in which sectoral areas do you believe the World Bank Group should focus most of its resources (financial and knowledge services) in Uganda? (Choose no more than THREE)

Percentage of Respondents (Responses Combined)	Employee of a Ministry	Private Sector/Financial Sector/Private Bank	Private Foundation	NGO	CBO	Media	Faith-Based Group	Academia	Other
Social protection	0.0%	0.0%	0.0%	0.0%	0.0%	0.0%	0.0%	0.0%	4.3%
Public sector governance/reform*	8.3%	12.0%	0.0%	24.3%	0.0%	8.0%	4.8%	13.0%	21.7%
Transport*	29.2%	28.0%	6.3%	4.1%	0.0%	8.0%	47.6%	17.4%	26.1%
Poverty reduction*	58.3%	16.0%	12.5%	44.6%	0.0%	50.0%	19.0%	30.4%	17.4%
Global/regional integration	4.2%	0.0%	0.0%	1.4%	0.0%	2.0%	0.0%	0.0%	0.0%
Gender equity*	2.8%	32.0%	0.0%	6.8%	33.3%	8.0%	0.0%	0.0%	0.0%
Crime and violence*	0.0%	0.0%	0.0%	8.1%	0.0%	0.0%	0.0%	0.0%	4.3%
Domestic private sector development*	0.0%	0.0%	0.0%	0.0%	33.3%	4.0%	0.0%	8.7%	0.0%
Rural development*	5.6%	8.0%	0.0%	14.9%	0.0%	20.0%	66.7%	13.0%	26.1%
Foreign direct investment	2.8%	4.0%	18.8%	5.4%	0.0%	2.0%	4.8%	0.0%	4.3%
Water and sanitation	2.8%	0.0%	0.0%	0.0%	0.0%	2.0%	0.0%	0.0%	0.0%
Energy*	45.8%	4.0%	25.0%	9.5%	25.0%	34.0%	57.1%	21.7%	8.7%
Job creation/employment*	6.9%	16.0%	50.0%	9.5%	41.7%	10.0%	9.5%	21.7%	4.3%
Financial markets*	0.0%	4.0%	0.0%	8.1%	0.0%	0.0%	4.8%	17.4%	0.0%
Urban development*	2.8%	32.0%	0.0%	2.7%	0.0%	6.0%	0.0%	0.0%	4.3%
Environmental sustainability	0.0%	0.0%	0.0%	0.0%	0.0%	0.0%	0.0%	0.0%	0.0%
Equality of opportunity*	1.4%	0.0%	0.0%	0.0%	0.0%	0.0%	0.0%	21.7%	8.7%
Health*	13.9%	0.0%	43.8%	31.1%	25.0%	42.0%	23.8%	4.3%	13.0%
Education*	40.3%	48.0%	25.0%	23.0%	100.0%	66.0%	14.3%	34.8%	26.1%
Food security	0.0%	0.0%	0.0%	5.4%	0.0%	0.0%	0.0%	0.0%	0.0%
Climate change*	13.9%	0.0%	0.0%	1.4%	0.0%	4.0%	0.0%	0.0%	0.0%
Agricultural development*	20.8%	48.0%	37.5%	31.1%	0.0%	10.0%	38.1%	30.4%	39.1%
Trade and exports	15.3%	12.0%	18.8%	8.1%	0.0%	6.0%	0.0%	4.3%	26.1%
Economic growth*	4.2%	0.0%	12.5%	2.7%	41.7%	2.0%	0.0%	0.0%	8.7%
Law and justice	0.0%	0.0%	0.0%	1.4%	0.0%	0.0%	0.0%	0.0%	0.0%
Regulatory framework*	13.9%	24.0%	18.8%	2.7%	0.0%	4.0%	0.0%	17.4%	17.4%
Communicable/non-communicable diseases	0.0%	0.0%	0.0%	0.0%	0.0%	0.0%	0.0%	0.0%	0.0%
Sustainable and transparent development of the oil and gas sector*	0.0%	0.0%	0.0%	9.5%	0.0%	4.0%	0.0%	13.0%	21.7%
Anti-corruption*	4.2%	8.0%	6.3%	43.2%	0.0%	8.0%	9.5%	17.4%	13.0%
Information and communications technology*	0.0%	4.0%	18.8%	1.4%	0.0%	0.0%	0.0%	4.3%	0.0%
Disaster management	0.0%	0.0%	0.0%	0.0%	0.0%	0.0%	0.0%	0.0%	0.0%

*Significantly different between stakeholder groups

B. Overall Attitudes toward the World Bank Group (continued)

When thinking about the World Bank Group's role, which activity do you believe is of greatest VALUE and which activity is of second greatest value in Uganda?

Greatest Value Percentage of Respondents	Employee of a Ministry	Private Sector/Financial Sector/Private Bank	Private Foundation	NGO	CBO	Media	Faith-Based Group	Academia	Other
Convening/Facilitating	0.0%	0.0%	0.0%	0.0%	0.0%	0.0%	0.0%	0.0%	0.0%
Data	2.9%	0.0%	0.0%	6.3%	0.0%	0.0%	0.0%	0.0%	5.0%
Policy advice, studies, analyses*	26.1%	4.2%	20.0%	0.0%	0.0%	12.5%	0.0%	0.0%	25.0%
Financial resources*	21.7%	16.7%	33.3%	47.6%	0.0%	25.0%	47.6%	66.7%	35.0%
Capacity development*	46.4%	75.0%	20.0%	36.5%	0.0%	31.3%	42.9%	23.8%	20.0%
Technical assistance*	2.9%	0.0%	26.7%	4.8%	42.9%	22.9%	4.8%	0.0%	10.0%
Mobilizing third party financial resources*	0.0%	0.0%	0.0%	1.6%	0.0%	0.0%	0.0%	9.5%	0.0%
Donor coordination*	0.0%	4.2%	0.0%	3.2%	57.1%	4.2%	4.8%	0.0%	0.0%
Linkage to non-Bank expertise	0.0%	0.0%	0.0%	0.0%	0.0%	4.2%	0.0%	0.0%	5.0%
Other	0.0%	0.0%	0.0%	0.0%	0.0%	0.0%	0.0%	0.0%	0.0%

*Significantly different between stakeholder groups

2nd Greatest Value Percentage of Respondents	Employee of a Ministry	Private Sector/Financial Sector/Private Bank	Private Foundation	NGO	CBO	Media	Faith-Based Group	Academia	Other
Convening/Facilitating*	20.3%	50.0%	20.0%	4.8%	0.0%	20.8%	0.0%	0.0%	15.0%
Data	1.4%	0.0%	13.3%	3.2%	0.0%	0.0%	0.0%	0.0%	0.0%
Policy advice, studies, analyses*	14.5%	20.8%	0.0%	1.6%	0.0%	10.4%	0.0%	4.8%	10.0%
Financial resources*	5.8%	8.3%	26.7%	7.9%	100.0%	27.1%	47.6%	19.0%	0.0%
Capacity development*	0.0%	8.3%	40.0%	20.6%	0.0%	8.3%	9.5%	23.8%	0.0%
Technical assistance*	13.0%	0.0%	0.0%	19.0%	0.0%	2.1%	33.3%	23.8%	10.0%
Mobilizing third party financial resources	8.7%	4.2%	0.0%	12.7%	0.0%	18.8%	0.0%	0.0%	20.0%
Donor coordination*	4.3%	0.0%	0.0%	22.2%	0.0%	0.0%	0.0%	28.6%	20.0%
Linkage to non-Bank expertise*	31.9%	8.3%	0.0%	7.9%	0.0%	12.5%	9.5%	0.0%	25.0%
Other	0.0%	0.0%	0.0%	0.0%	0.0%	0.0%	0.0%	0.0%	0.0%

*Significantly different between stakeholder groups

B. Overall Attitudes toward the World Bank Group (continued)

How effectively do the World Bank Groups' activities below support Uganda's efforts to achieve development results?

	Employee of a Ministry			Private Sector/ Financial Sector/ Private Bank			Private Foundation			NGO			CBO			Media			Faith-Based Group			Academia			Other		
	N	Mean	SD	N	Mean	SD	N	Mean	SD	N	Mean	SD	N	Mean	SD	N	Mean	SD	N	Mean	SD	N	Mean	SD	N	Mean	SD
Convening/Facilitating*	61	5.15	3.18	13	7.08	2.99	12	7.92	1.78	69	6.01	2.05	12	3.58	1.62	29	4.86	3.69	16	6.69	0.95	20	4.70	2.70	16	5.06	1.84
Data*	62	6.98	2.00	10	7.00	2.54	13	8.38	1.45	63	6.25	2.12	12	5.58	2.81	33	7.97	2.38	21	5.14	1.46	10	6.40	2.68	17	5.41	1.91
Policy advice, studies, analyses*	65	6.88	2.69	12	7.83	2.08	11	7.36	2.25	66	6.73	2.04	12	7.67	2.39	38	8.37	2.16	17	6.18	1.67	20	5.90	1.97	16	6.69	2.15
Financial resources	68	6.88	2.58	14	8.00	2.25	13	7.62	2.90	71	7.39	2.00	12	7.67	2.39	46	7.41	3.25	17	7.94	1.09	20	7.35	1.46	17	6.00	2.18
Technical assistance*	49	6.04	2.51	12	7.50	2.78	11	4.36	2.11	59	5.85	2.30	12	6.50	2.51	30	8.33	2.25	17	5.41	1.94	20	5.70	2.54	16	5.94	2.44
Mobilizing third party financial resources*	59	5.47	2.37	11	6.45	2.58	12	6.17	2.21	60	6.37	2.26	9	6.89	1.05	23	6.83	2.57	15	6.13	0.92	20	4.65	1.73	12	5.25	2.05
Donor coordination*	61	5.13	2.58	11	6.82	3.03	13	6.38	3.28	66	6.73	2.31	12	9.08	0.79	38	7.76	2.52	21	7.05	1.53	14	5.86	2.48	17	5.41	2.32
Linkage to non-Bank expertise	50	5.16	2.11	8	5.88	2.36	9	4.78	2.64	57	5.77	1.68	5	6.00	0.00	16	5.50	2.53	16	7.00	0.52	15	5.87	2.10	16	5.81	2.23

(1-Not effective at all, 10-Very effective) *Significantly different between stakeholder groups

The World Bank Group can provide capacity building support in a number of ways in Uganda. To what degree would Uganda benefit, if capacity building were to support...?

	Employee of a Ministry			Private Sector/ Financial Sector/ Private Bank			Private Foundation			NGO			CBO			Media			Faith-Based Group			Academia			Other		
	N	Mean	SD	N	Mean	SD	N	Mean	SD	N	Mean	SD	N	Mean	SD	N	Mean	SD	N	Mean	SD	N	Mean	SD	N	Mean	SD
Groups outside of government (e.g., civil society, media) to help them more effectively engage and participate in development efforts*	65	7.80	2.37	17	8.12	2.09	16	8.63	2.36	72	7.25	2.64	12	8.75	1.55	43	7.79	3.41	21	6.10	1.58	21	5.81	3.49	20	7.35	2.78
The public sector, related to implementation of specific development projects on the ground*	65	7.86	1.70	15	7.60	1.35	16	7.13	2.16	70	6.96	1.76	12	7.92	2.58	36	8.56	1.70	17	7.47	1.23	21	6.24	2.17	20	8.30	1.46
The public sector, related to changing institutions (organizations or sociopolitical conditions)*	67	7.09	1.74	20	6.40	2.98	16	6.44	2.50	68	6.66	1.75	12	7.33	1.67	39	7.90	2.17	19	5.11	2.36	20	4.45	1.73	20	7.55	2.26
The private sector, related to institutional and policy change*	67	7.13	1.88	17	6.47	3.32	16	8.25	2.89	71	6.87	2.11	11	5.64	2.69	36	6.14	3.42	21	3.81	2.87	20	4.90	3.67	20	7.65	2.35

(1-To no degree at all, 10-To a very significant degree) *Significantly different between stakeholder groups

B. Overall Attitudes toward the World Bank Group (continued)

How EFFECTIVE do you believe the World Bank Group is in terms of the capacity building work it does in each of the following areas in Uganda?

	Employee of a Ministry			Private Sector/ Financial Sector/ Private Bank			Private Foundation			NGO			CBO			Media			Faith-Based Group			Academia			Other		
	N	Mean	SD	N	Mean	SD	N	Mean	SD	N	Mean	SD	N	Mean	SD	N	Mean	SD	N	Mean	SD	N	Mean	SD	N	Mean	SD
Project implementation (or other organizational strengthening)*	68	7.18	2.22	11	6.73	2.37	13	8.38	2.29	61	6.36	2.06	11	6.55	3.33	38	6.74	3.29	21	6.19	1.29	8	3.75	2.38	17	6.88	1.93
Citizen engagement (incorporating citizens' voices into development)*	60	5.03	1.97	10	5.40	1.78	13	5.46	2.30	65	5.46	1.95	11	5.91	2.43	37	5.62	3.28	21	5.86	1.49	15	3.00	2.00	17	6.06	1.78
Policy design (for clarity and better incentives to achieve development goals)*	64	7.06	2.10	11	6.36	2.01	10	7.60	2.07	62	6.63	1.59	9	5.67	1.58	29	7.41	2.16	20	5.65	0.67	8	3.75	1.83	17	7.12	1.90

(1-Not effective at all, 10-Very effective)

When thinking about how to improve capacity building in Uganda to help ensure better development results, looking forward, how IMPORTANT is it for the World Bank Group to be involved in the following aspects of capacity building?

	Employee of a Ministry			Private Sector/ Financial Sector/ Private Bank			Private Foundation			NGO			CBO			Media			Faith-Based Group			Academia			Other		
	N	Mean	SD	N	Mean	SD	N	Mean	SD	N	Mean	SD	N	Mean	SD	N	Mean	SD	N	Mean	SD	N	Mean	SD	N	Mean	SD
Project implementation (or other organizational strengthening)*	69	7.75	1.94	11	7.91	2.07	13	9.46	0.88	65	7.40	2.40	12	8.33	2.06	40	8.48	2.08	21	7.95	1.60	12	8.50	2.75	19	7.32	2.98
Citizen engagement (incorporating citizens' voices into development)*	66	6.61	2.83	11	7.73	2.41	15	8.60	1.40	65	7.58	2.14	9	8.33	1.58	30	7.37	2.39	20	7.55	1.67	15	8.80	2.51	19	7.32	2.21
Policy design (for clarity and better incentives to achieve development goals)*	66	7.15	2.45	11	8.00	2.32	11	9.45	0.93	63	7.65	1.84	12	8.42	1.31	40	8.35	2.10	21	7.52	1.25	11	7.36	2.80	19	8.58	2.24

(1-Not important at all, 10-Very important) *Significantly different between stakeholder groups

B. Overall Attitudes toward the World Bank Group (continued)

Which of the following do you identify as the World Bank Group's greatest WEAKNESSES in its work in Uganda? (Choose no more than TWO)

Percentage of Respondents (Responses Combined)	Employee of a Ministry	Private Sector/Financial Sector/Private Bank	Private Foundation	NGO	CBO	Media	Faith-Based Group	Academia	Other
Staff too inaccessible*	2.9%	0.0%	31.3%	19.2%	0.0%	4.1%	52.4%	30.4%	0.0%
Not exploring alternative policy options*	17.6%	8.0%	18.8%	15.1%	0.0%	6.1%	19.0%	0.0%	38.1%
Not adequately sensitive to political/social realities in Uganda*	16.2%	8.0%	18.8%	5.5%	0.0%	8.2%	42.9%	13.0%	0.0%
Not enough public disclosure of its work*	7.4%	4.0%	0.0%	32.9%	0.0%	12.2%	4.8%	65.2%	9.5%
Arrogant in its approach*	30.9%	4.0%	0.0%	2.7%	0.0%	8.2%	0.0%	0.0%	9.5%
Not aligned with country priorities*	0.0%	0.0%	0.0%	11.0%	0.0%	0.0%	14.3%	0.0%	9.5%
The credibility of its knowledge/data*	2.9%	0.0%	0.0%	4.1%	0.0%	0.0%	0.0%	0.0%	19.0%
World Bank Group's processes too complex*	4.4%	32.0%	12.5%	6.8%	0.0%	6.1%	0.0%	0.0%	0.0%
Not willing to honestly criticize policies and reform efforts in the country*	0.0%	0.0%	0.0%	0.0%	33.3%	6.1%	0.0%	21.7%	9.5%
Too influenced by developed countries	32.4%	28.0%	37.5%	32.9%	0.0%	40.8%	33.3%	13.0%	14.3%
Imposing technocratic solutions without regard to political realities	0.0%	0.0%	0.0%	0.0%	0.0%	2.0%	0.0%	0.0%	0.0%
World Bank Group's processes too slow*	10.3%	32.0%	25.0%	8.2%	0.0%	6.1%	0.0%	0.0%	14.3%
Too bureaucratic in its operational policies and procedures*	35.3%	16.0%	6.3%	2.7%	33.3%	12.2%	9.5%	4.3%	9.5%
Not aligned with other donors' work*	14.7%	4.0%	18.8%	0.0%	0.0%	4.1%	0.0%	0.0%	14.3%
Not collaborating enough with non-state actors*	11.8%	8.0%	18.8%	30.1%	0.0%	10.2%	9.5%	13.0%	4.8%
Not client focused	0.0%	0.0%	0.0%	0.0%	0.0%	0.0%	0.0%	0.0%	0.0%
Other*	1.5%	0.0%	6.3%	1.4%	25.0%	20.4%	4.8%	0.0%	4.8%
Don't know*	1.5%	24.0%	0.0%	8.2%	41.7%	4.1%	4.8%	17.4%	19.0%

*Significantly different between stakeholder groups

Which World Bank Group's instruments do you believe are the MOST effective in reducing poverty in Uganda? (Choose no more than TWO)

Percentage of Respondents (Responses Combined)	Employee of a Ministry	Private Sector/Financial Sector/Private Bank	Private Foundation	NGO	CBO	Media	Faith-Based Group	Academia	Other
Capacity development*	27.5%	76.0%	31.3%	62.2%	0.0%	28.6%	81.0%	60.9%	17.4%
Policy based lending / budget support to the Government*	24.6%	12.0%	18.8%	18.9%	58.3%	38.8%	14.3%	13.0%	26.1%
Knowledge products/services*	14.5%	4.0%	37.5%	5.4%	0.0%	6.1%	0.0%	0.0%	26.1%
Investment lending	71.0%	64.0%	37.5%	50.0%	58.3%	69.4%	52.4%	69.6%	56.5%
Technical assistance	11.6%	24.0%	18.8%	18.9%	0.0%	20.4%	0.0%	34.8%	21.7%
Trust Fund management*	4.3%	4.0%	25.0%	24.3%	0.0%	8.2%	47.6%	0.0%	13.0%
Other	0.0%	0.0%	0.0%	5.4%	0.0%	0.0%	0.0%	0.0%	0.0%
Don't know*	0.0%	0.0%	0.0%	0.0%	41.7%	8.2%	0.0%	8.7%	8.7%

*Significantly different between stakeholder groups

B. Overall Attitudes toward the World Bank Group (continued)

In addition to the regular relations with the national government as its main interlocutor, which TWO of the following groups should the World Bank Group collaborate with more in your country to ensure better development results there? (Choose no more than TWO)

Percentage of Respondents (Responses Combined)	Employee of a Ministry	Private Sector/Financial Sector/Private Bank	Private Foundation	NGO	CBO	Media	Faith-Based Group	Academia	Other
Academia/Think Tanks/Research Institutes*	54.9%	24.0%	25.0%	21.6%	0.0%	16.0%	42.9%	43.5%	34.8%
Donor Community*	2.8%	36.0%	0.0%	14.9%	0.0%	10.0%	19.0%	0.0%	17.4%
Media*	8.5%	12.0%	31.3%	24.3%	0.0%	30.0%	14.3%	0.0%	17.4%
NGOs*	2.8%	16.0%	37.5%	56.8%	41.7%	6.0%	14.3%	13.0%	4.3%
Local Government*	32.4%	12.0%	0.0%	5.4%	0.0%	14.0%	4.8%	21.7%	17.4%
Private Sector*	50.7%	72.0%	25.0%	13.5%	33.3%	30.0%	23.8%	30.4%	39.1%
Parliament*	5.6%	4.0%	0.0%	4.1%	0.0%	2.0%	4.8%	0.0%	30.4%
Beneficiaries*	9.9%	16.0%	12.5%	27.0%	75.0%	12.0%	14.3%	39.1%	4.3%
Community-Based Organizations (CBOs)*	23.9%	4.0%	25.0%	23.0%	25.0%	48.0%	14.3%	17.4%	13.0%
Foundations*	0.0%	0.0%	18.8%	5.4%	0.0%	0.0%	0.0%	0.0%	0.0%
Faith-Based Organizations*	8.5%	0.0%	25.0%	4.1%	25.0%	24.0%	47.6%	13.0%	0.0%
Other	0.0%	0.0%	0.0%	0.0%	0.0%	0.0%	0.0%	0.0%	4.3%
Don't know*	0.0%	0.0%	0.0%	0.0%	0.0%	4.0%	0.0%	8.7%	8.7%

*Significantly different between stakeholder groups

To what extent do you agree with the following statements about the World Bank Group's work in Uganda? (1-Strongly disagree, 10-Strongly agree)

	Employee of a Ministry			Private Sector/ Financial Sector/ Private Bank			Private Foundation			NGO			CBO			Media			Faith-Based Group			Academia			Other		
	N	Mean	SD	N	Mean	SD	N	Mean	SD	N	Mean	SD	N	Mean	SD	N	Mean	SD	N	Mean	SD	N	Mean	SD	N	Mean	SD
Overall the World Bank Group currently plays a relevant role in development in Uganda	70	6.01	2.39	15	7.33	2.26	16	5.81	2.66	70	6.07	2.22	12	4.92	3.26	46	5.30	3.97	21	6.67	1.74	19	5.32	2.98	18	7.22	2.32
The World Bank Group's work is aligned with what I consider the development priorities for Uganda*	67	6.48	1.59	11	6.00	2.05	11	5.64	2.06	65	5.97	2.11	12	4.33	2.06	43	5.28	2.96	21	6.43	1.81	19	3.84	3.02	18	6.61	2.45
The World Bank Group supports programs and strategies that are realistic for Uganda*	68	6.96	1.55	11	6.45	1.81	13	7.00	2.55	65	6.14	2.04	12	4.50	3.43	43	5.67	3.22	21	6.14	1.59	19	4.79	2.46	18	6.89	2.08
The World Bank Group treats clients and stakeholders in Uganda with respect*	69	5.58	2.72	15	6.60	2.10	8	6.38	2.56	67	6.39	1.82	12	7.08	3.61	45	6.64	3.77	21	6.14	1.65	14	4.21	3.09	17	7.18	1.85

*Significantly different between stakeholder groups

B. Overall Attitudes toward the World Bank Group (continued)

To what extent is the World Bank Group an effective development partner in Uganda, in terms of each of the following? (1-To no degree at all, 10-To a very significant degree)

	Employee of a Ministry			Private Sector/ Financial Sector/ Private Bank			Private Foundation			NGO			CBO			Media			Faith-Based Group			Academia			Other		
	N	Mean	SD	N	Mean	SD	N	Mean	SD	N	Mean	SD	N	Mean	SD	N	Mean	SD	N	Mean	SD	N	Mean	SD	N	Mean	SD
Responsiveness*	56	5.77	1.64	8	6.63	1.19	13	6.23	3.03	67	5.78	2.02	7	3.29	2.14	38	4.61	3.05	12	6.58	1.88	6	4.17	2.48	12	6.92	2.15
Flexibility (in terms of the World Bank Group's products and services)	68	4.94	1.49	10	5.50	1.72	16	5.69	2.65	66	5.76	1.86	7	5.00	3.74	39	4.54	2.60	21	5.43	1.96	9	4.11	1.97	18	5.72	1.53
Flexibility (in terms of changing country circumstances)*	60	4.17	2.57	13	6.23	3.17	10	6.90	2.85	65	5.55	2.42	3	1.00	0.00	41	4.51	3.07	20	5.40	2.19	18	3.50	1.43	15	6.13	1.73
Being inclusive*	66	5.23	1.86	10	6.10	1.91	13	6.54	1.94	66	6.24	2.07	7	4.86	4.81	41	6.80	3.01	21	4.76	2.77	13	4.38	2.60	15	6.27	1.34
Openness (sharing data and other information)*	68	6.53	2.37	11	7.64	2.34	16	5.44	2.78	71	6.03	2.17	7	3.29	2.14	41	5.41	3.28	17	3.82	2.33	15	3.80	3.17	17	8.35	1.46
Staff accessibility*	66	6.35	1.76	11	5.82	1.54	14	3.71	3.05	68	4.81	1.86	7	1.00	0.00	41	5.22	2.93	20	4.60	2.98	16	1.44	0.81	18	6.28	2.54
Straightforwardness and honesty*	65	6.42	1.74	11	6.73	1.85	13	6.77	2.59	70	6.19	2.08	7	5.00	3.74	41	5.49	3.07	17	3.53	2.10	11	3.45	2.25	16	7.44	1.83
Ease of access to the people at the World Bank Group who are making decisions important to my work*	67	6.21	2.11	11	5.64	2.06	16	4.50	3.67	70	4.94	2.19	7	1.57	0.54	42	5.24	2.95	21	6.67	2.11	14	3.43	2.95	17	7.53	2.53
Collaboration with groups outside of the Government	53	6.11	1.48	11	5.36	1.91	11	6.18	3.22	67	5.39	2.51	7	5.00	3.74	37	5.11	2.74	21	6.57	1.86	10	4.20	2.53	16	6.25	1.48
Collaboration with the Government*	64	7.81	1.64	11	8.09	1.92	10	8.50	2.42	66	7.64	1.60	7	8.86	1.07	42	8.64	1.69	17	6.82	1.19	19	5.89	2.71	18	8.61	1.85
Collaboration with other development partners*	61	6.64	1.78	11	7.55	2.46	13	7.23	2.39	68	7.81	1.41	7	10.00	0.00	34	8.85	1.73	21	7.10	1.41	10	6.90	3.35	16	7.75	2.18
The speed in which it gets things accomplished on the ground*	67	4.70	2.55	14	6.86	2.35	16	4.50	2.13	68	6.72	1.67	7	5.00	3.74	41	5.29	3.28	21	5.57	2.14	13	3.38	2.53	17	5.76	1.64
Being a long-term partner	65	7.46	2.03	11	8.55	1.75	13	7.92	2.47	68	7.94	1.73	7	10.00	0.00	39	9.21	1.36	21	7.86	1.62	19	7.53	2.17	18	9.33	1.03

*Significantly different between stakeholder groups

To be a more effective development partner in Uganda, do you believe that the World Bank Group should have...?*

Percentage of Respondents	Employee of a Ministry	Private Sector/Financial Sector/Private Bank	Private Foundation	NGO	CBO	Media	Faith-Based Group	Academia	Other
More local presence	59.7%	76.5%	76.9%	72.9%	100.0%	78.9%	95.2%	90.5%	54.5%
The current level of local presence is adequate	28.4%	17.6%	23.1%	21.4%	-	10.5%	-	4.8%	22.7%
Less local presence	10.4%	-	-	2.9%	-	2.6%	-	-	18.2%
Don't know	1.5%	5.9%	-	2.9%	-	7.9%	4.8%	4.8%	4.5%

*Significantly different between stakeholder groups

B. Overall Attitudes toward the World Bank Group (continued)

When World Bank Group assisted reform efforts fail or are slow to take place, which of the following would you attribute this to? (Choose no more than TWO)

Percentage of Respondents (Responses Combined)	Employee of a Ministry	Private Sector/Financial Sector/Private Bank	Private Foundation	NGO	CBO	Media	Faith-Based Group	Academia	Other
The World Bank Group does not do adequate follow through/follow-up*	4.2%	0.0%	0.0%	19.4%	0.0%	2.1%	55.0%	33.3%	23.8%
There is not an adequate level of citizen/civil society participation*	43.7%	20.0%	31.3%	44.4%	25.0%	50.0%	5.0%	33.3%	23.8%
The World Bank Group is not sensitive enough to political/social realities on the ground*	33.8%	48.0%	18.8%	23.6%	0.0%	18.8%	15.0%	23.8%	33.3%
Lack of/inadequate levels of capacity in Government*	8.5%	0.0%	6.3%	5.6%	41.7%	4.2%	0.0%	14.3%	4.8%
High levels of corruption in the country*	39.4%	20.0%	75.0%	44.4%	58.3%	62.5%	85.0%	38.1%	19.0%
Poor donor coordination*	2.8%	0.0%	0.0%	11.1%	0.0%	4.2%	0.0%	0.0%	14.3%
The World Bank Group works too slowly*	2.8%	0.0%	0.0%	1.4%	0.0%	16.7%	0.0%	0.0%	0.0%
The Government works inefficiently*	15.5%	12.0%	18.8%	5.6%	75.0%	18.8%	10.0%	4.8%	28.6%
Political pressures and obstacles*	2.8%	8.0%	31.3%	16.7%	0.0%	2.1%	30.0%	23.8%	28.6%
Reforms are not well thought out in light of country challenges*	46.5%	64.0%	18.8%	15.3%	0.0%	20.8%	0.0%	19.0%	14.3%
Other	0.0%	0.0%	0.0%	5.6%	0.0%	0.0%	0.0%	0.0%	0.0%

*Significantly different between stakeholder groups

C. World Bank Group's Effectiveness and Results

In your opinion, how IMPORTANT is it for the World Bank Group to be involved in the following areas of development in Uganda? (1-Not important at all, 10-Very important)

	Employee of a Ministry			Private Sector/ Financial Sector/ Private Bank			Private Foundation			NGO			CBO			Media			Faith-Based Group			Academia			Other		
	N	Mean	SD	N	Mean	SD	N	Mean	SD	N	Mean	SD	N	Mean	SD	N	Mean	SD	N	Mean	SD	N	Mean	SD	N	Mean	SD
Anti-corruption	66	8.12	1.89	17	8.71	2.23	16	8.69	2.18	68	8.10	2.17	12	8.33	2.06	45	8.27	2.47	21	8.76	1.18	21	8.81	1.91	20	8.90	1.45
Information and communications technology*	64	7.89	1.80	16	7.88	2.13	15	8.67	1.59	69	7.16	1.81	12	5.50	2.39	40	5.58	3.07	7	6.86	1.07	17	7.41	2.72	19	7.68	2.43
Transport*	63	8.87	1.29	17	8.94	1.39	16	8.25	2.02	71	8.07	1.35	12	8.42	1.31	44	8.57	1.93	12	7.83	1.03	18	7.89	2.17	20	9.15	1.04
Crime and violence*	60	5.77	1.65	12	5.92	2.23	15	4.27	1.16	70	6.50	2.28	12	4.92	2.91	40	4.73	2.30	16	7.13	0.50	20	4.80	1.61	18	5.00	2.20
Law and justice	66	7.23	1.78	17	7.88	2.15	16	8.19	1.97	70	7.61	2.09	12	7.42	1.62	44	7.39	2.37	21	7.52	1.37	21	6.57	2.44	21	6.81	3.17
Urban development	61	8.07	1.70	17	7.94	2.25	16	7.81	2.69	70	7.53	1.82	12	8.00	1.81	44	8.14	2.16	12	7.92	2.02	18	7.72	1.23	21	7.38	2.77
Environmental sustainability*	66	8.14	1.69	17	8.12	2.09	16	7.00	2.76	70	7.36	1.87	12	8.33	2.06	44	8.34	1.93	17	6.47	1.28	21	8.05	1.50	21	7.71	2.55
Regulatory framework*	64	7.11	1.84	15	8.13	2.10	13	7.00	3.39	63	6.84	1.94	11	3.64	2.29	40	5.50	2.95	20	6.55	1.79	16	7.00	2.25	19	8.21	2.04
Communicable/non-communicable diseases*	54	6.63	1.81	15	8.13	2.59	14	6.50	2.88	65	7.95	2.48	12	8.00	1.81	41	7.73	2.27	17	6.06	2.14	16	6.31	2.58	17	7.24	2.31
Poverty reduction	64	8.52	1.30	17	8.94	1.92	16	7.75	2.05	69	7.81	2.46	12	8.75	1.55	43	8.28	2.25	21	8.62	1.12	23	8.96	1.67	22	8.77	2.16
Gender equity*	63	6.65	1.49	16	8.69	1.54	13	4.00	1.83	68	7.29	2.29	12	2.67	2.06	41	5.90	3.06	20	6.80	1.24	21	7.05	2.38	20	6.80	2.02
Domestic private sector development*	57	6.61	2.19	16	7.88	2.42	12	5.75	3.08	66	7.55	1.68	12	4.42	2.11	41	5.78	3.05	20	6.70	1.22	20	7.50	2.07	17	7.35	2.03
Foreign direct investment*	66	8.08	1.60	16	8.63	1.54	16	6.25	3.19	64	7.47	1.73	12	8.42	1.31	44	8.68	1.36	17	8.47	1.13	20	8.40	1.47	19	8.63	1.57
Water and sanitation	63	7.65	1.70	16	8.88	1.36	14	8.00	1.62	69	7.97	2.08	12	8.58	1.24	44	7.93	1.99	21	7.81	0.93	20	7.15	2.18	21	7.05	2.22
Trade and exports*	65	8.05	1.69	16	8.81	1.52	14	6.86	3.30	69	7.00	1.96	7	2.14	1.07	41	5.63	3.24	21	8.19	2.32	20	8.45	1.47	21	8.38	1.66
Economic growth*	66	8.48	1.50	17	9.06	1.44	16	7.56	2.34	70	7.99	1.62	12	8.75	1.55	44	8.66	1.63	18	8.44	0.98	23	9.09	0.90	22	9.05	1.40
Energy*	64	8.97	0.91	16	9.13	1.20	16	8.56	1.83	70	7.84	1.63	7	8.29	1.60	36	9.11	1.04	21	8.14	1.11	20	7.40	2.46	21	8.71	1.82
Disaster management*	66	6.48	1.92	16	8.06	1.95	16	7.06	2.41	71	7.92	1.67	12	8.33	2.06	44	7.75	2.13	21	7.52	1.08	20	6.35	1.73	20	5.35	2.78
Public sector governance/reform*	65	8.02	1.52	16	8.88	1.71	14	8.93	2.13	65	7.80	1.86	12	10.00	0.00	44	8.36	1.97	21	7.05	1.50	20	7.30	2.58	21	8.62	1.63
Job creation/employment*	64	7.89	1.77	17	8.53	1.94	16	8.13	2.06	71	7.51	1.87	12	10.00	0.00	44	8.00	1.79	21	8.10	1.34	21	8.71	2.05	21	7.81	2.09
Financial markets*	62	7.27	2.29	16	8.19	1.83	16	5.88	2.66	70	7.26	1.50	7	2.14	1.07	42	5.33	3.08	21	8.05	2.29	20	9.20	0.77	18	7.89	1.97
Equality of opportunity*	62	6.45	1.85	16	8.25	1.95	16	4.25	2.11	67	7.39	2.10	12	4.83	2.48	43	5.47	2.87	12	6.58	2.07	19	7.21	2.37	21	6.71	2.08
Health	64	7.95	1.65	16	8.88	1.67	16	7.19	2.93	67	8.31	2.23	12	7.92	2.58	44	8.68	1.61	21	7.90	1.04	20	7.50	2.26	21	7.57	2.14
Rural development*	66	7.83	1.37	16	8.81	1.60	16	7.13	2.42	71	7.76	1.77	12	7.67	1.67	44	8.39	1.69	21	8.90	1.30	20	7.65	1.76	21	8.00	1.82
Global/regional integration*	66	6.42	1.74	17	7.76	2.08	16	5.44	2.10	68	7.07	1.47	3	10.00	0.00	42	7.76	1.92	21	5.86	2.69	21	6.71	2.35	20	7.35	1.76
Food security*	64	7.39	1.35	15	8.93	1.44	16	7.31	2.02	67	7.66	1.99	7	8.86	1.07	43	8.26	1.38	13	7.69	1.55	18	7.94	1.77	22	5.95	2.17
Education	66	8.29	1.98	16	9.44	0.89	16	8.31	2.36	71	8.15	2.02	7	8.86	1.07	43	8.60	1.68	21	8.10	0.70	20	8.25	0.85	21	7.90	2.30
Social protection*	53	6.62	2.20	16	8.19	2.01	14	5.00	2.11	65	7.18	1.68	12	4.50	2.51	42	5.38	2.88	21	7.10	1.76	20	7.05	2.33	19	5.79	2.37
Climate change	63	6.83	1.88	16	7.31	2.82	14	6.14	3.21	69	6.80	2.61	12	8.50	0.91	44	7.64	1.66	21	7.19	1.44	16	6.94	2.05	21	6.48	2.46
Agricultural development*	65	8.69	1.60	16	8.81	1.91	14	9.36	1.28	68	7.69	2.15	12	9.58	0.52	44	8.57	1.58	21	9.05	1.16	22	8.18	2.13	22	8.23	1.77
Sustainable and transparent development of the oil and gas sector*	65	8.55	1.51	16	6.19	3.82	14	8.93	2.13	66	8.11	1.46	12	9.58	0.52	44	8.55	1.50	21	7.43	1.25	20	7.70	1.95	20	7.30	2.77

*Significantly different between stakeholder groups

C. World Bank Group Effectiveness and Results (continued)

How EFFECTIVE do you believe the World Bank is in terms of the work it does in the following areas of development in Uganda? (1-Not effective at all, 10-Very effective)

	Employee of a Ministry			Private Sector/ Financial Sector/ Private Bank			Private Foundation			NGO			CBO			Media			Faith-Based Group			Academia			Other		
	N	Mean	SD	N	Mean	SD	N	Mean	SD	N	Mean	SD	N	Mean	SD	N	Mean	SD	N	Mean	SD	N	Mean	SD	N	Mean	SD
Anti-corruption*	63	4.83	1.93	10	5.20	1.99	14	3.21	2.83	54	5.94	2.10	7	3.29	2.14	37	5.59	3.53	21	6.00	2.10	8	4.38	2.13	13	4.23	1.48
Information and communications technology	63	5.83	1.94	10	5.60	1.96	11	5.27	1.85	55	5.98	1.82	7	6.14	4.81	37	5.38	3.07	17	5.76	1.39	5	4.40	2.19	14	5.79	1.48
Transport*	65	6.89	1.84	10	7.70	1.16	11	7.36	1.21	56	7.68	1.31	7	10.00	0.00	40	8.73	1.43	21	6.86	1.15	13	5.85	1.91	17	7.53	1.74
Crime and violence*	56	4.63	1.51	9	4.22	1.48	11	3.55	2.30	48	5.50	1.75	7	1.57	0.54	22	2.68	1.91	21	5.33	2.29	5	2.80	1.64	15	3.67	1.50
Law and justice*	58	5.38	1.25	9	4.78	2.05	13	4.54	2.40	55	6.07	1.99	4	4.00	0.00	22	5.68	1.56	20	5.55	1.93	8	4.75	2.96	15	4.27	1.98
Urban development*	60	6.17	1.52	10	5.60	2.27	11	7.73	1.27	56	6.54	1.86	7	8.86	1.07	38	7.32	2.59	21	6.43	1.99	8	5.50	1.31	18	4.39	1.38
Environmental sustainability*	63	5.62	1.86	10	5.40	1.78	13	5.62	2.82	56	6.68	1.67	7	9.43	0.54	32	8.06	2.17	12	7.33	1.78	5	5.40	2.19	17	4.94	1.89
Regulatory framework*	56	6.95	1.72	9	6.00	2.00	11	7.55	1.44	47	6.34	1.70	7	6.00	3.74	36	8.53	1.93	12	6.17	1.90	5	5.80	4.38	17	6.47	2.04
Communicable/non-communicable diseases*	63	5.43	1.92	10	6.10	2.51	11	6.36	3.14	51	6.86	1.94	12	7.83	1.59	36	7.36	2.28	12	7.67	1.56	5	2.80	1.64	13	4.31	1.55
Poverty reduction	65	6.51	2.43	10	6.90	2.28	12	7.17	2.59	60	6.28	2.20	12	6.92	3.68	37	6.41	3.22	20	6.30	1.30	13	8.00	1.35	18	5.44	1.76
Gender equity*	60	5.63	1.69	10	5.80	1.81	10	5.20	2.10	53	6.26	1.94	7	2.14	1.07	33	5.06	2.73	20	6.50	1.47	8	5.75	0.46	17	4.53	1.77
Domestic private sector development*	61	5.61	1.31	9	5.11	1.17	12	5.33	1.07	56	6.14	1.85	7	4.43	3.21	30	4.50	2.53	20	6.45	1.61	8	4.38	2.13	17	4.88	1.05
Foreign direct investment*	65	7.69	1.20	9	6.89	1.97	9	7.78	1.48	56	6.88	1.96	12	5.58	2.91	39	6.33	3.09	20	7.15	1.04	8	7.00	2.07	16	6.19	1.47
Water and sanitation*	67	6.42	2.06	9	6.78	2.28	14	6.21	2.86	53	6.66	1.74	7	8.86	1.07	40	7.55	2.55	21	7.43	0.98	8	5.25	1.67	18	6.22	1.70
Trade and exports*	65	6.37	1.96	10	5.80	1.99	12	4.83	1.90	56	6.57	1.62	4	9.00	0.00	29	6.97	2.18	19	6.32	1.49	8	6.63	1.41	16	5.38	2.03
Economic growth*	64	7.97	1.47	10	7.80	1.69	11	7.64	1.63	57	7.04	1.51	7	10.00	0.00	41	8.22	2.28	12	7.42	1.93	10	7.90	1.10	18	7.22	1.63
Energy*	63	7.59	1.16	10	7.00	1.41	11	7.73	1.01	51	7.35	1.47	7	8.86	1.07	38	7.97	1.85	21	6.33	2.27	8	5.00	0.93	17	8.06	0.75
Disaster management*	58	5.12	1.65	9	5.11	2.03	10	5.60	3.20	51	6.04	2.15	4	9.00	0.00	25	5.84	2.43	11	6.91	1.87	5	4.00	2.74	16	3.31	2.09
Public sector governance/reform*	67	6.91	1.67	10	6.40	1.71	11	5.64	3.72	58	6.50	1.73	7	3.86	2.67	40	5.08	3.23	21	6.90	1.81	8	6.50	2.93	17	6.71	2.11
Job creation/employment*	62	5.27	2.02	10	5.70	1.89	13	4.08	2.22	58	6.24	2.16	12	7.00	3.62	37	5.35	3.20	21	5.24	2.00	13	5.92	2.99	18	4.83	2.77
Financial markets	57	6.47	1.23	9	5.44	1.42	9	6.67	2.00	47	6.06	1.73	8	6.00	4.14	27	5.11	2.72	20	5.95	2.28	8	5.13	3.44	13	5.77	1.64
Equality of opportunity*	60	4.98	1.32	10	5.40	1.51	15	5.07	1.28	47	6.38	1.76	7	3.29	2.14	31	4.32	2.37	11	7.18	1.40	5	4.00	2.74	12	4.50	1.83
Health*	67	6.25	1.85	10	6.40	1.84	16	7.19	2.56	66	7.00	1.91	12	9.17	1.03	41	7.80	2.04	21	7.43	0.87	14	6.64	1.34	18	5.44	1.82
Rural development*	65	5.65	1.85	10	5.50	2.51	12	5.00	1.95	57	6.21	2.04	9	7.56	0.53	31	6.81	2.10	20	6.95	1.19	8	5.88	1.25	18	4.39	1.72
Global/regional integration*	59	6.53	1.18	10	6.20	1.81	9	6.67	1.32	44	5.66	1.63	5	8.00	0.00	23	6.65	1.61	20	6.30	1.13	5	4.00	2.74	14	5.64	1.95
Food security*	64	5.70	1.72	9	5.44	1.88	13	6.08	2.93	56	5.98	1.94	7	10.00	0.00	38	7.34	2.50	21	6.48	1.47	8	5.25	1.39	18	4.00	1.82
Education*	68	7.38	1.16	10	7.60	1.17	13	7.38	1.39	66	6.95	1.78	7	10.00	0.00	41	8.34	1.39	21	6.14	2.15	14	7.07	1.90	18	6.78	1.87
Social protection*	61	5.57	1.84	9	5.33	1.58	10	5.50	2.27	53	5.62	1.87	7	5.43	4.28	34	6.62	2.75	12	7.42	2.07	5	3.20	1.10	18	4.78	1.90
Climate change*	63	5.46	1.61	10	5.20	1.48	13	6.08	2.84	58	5.60	1.97	7	8.86	1.07	39	6.49	2.55	12	7.42	1.68	5	2.80	1.64	18	4.56	2.15
Agricultural development*	68	5.91	1.77	10	6.30	2.36	13	6.15	2.44	60	6.43	1.87	7	7.14	2.67	43	7.63	2.24	21	6.33	1.83	13	5.31	0.86	18	4.72	1.74
Sustainable and transparent development of the oil and gas sector*	65	6.20	1.30	10	5.70	2.50	13	5.62	2.53	55	5.45	2.36	3	1.00	0.00	37	4.86	2.54	12	6.17	1.70	5	4.20	1.10	17	4.53	2.29

*Significantly different between stakeholder groups

C. World Bank Group Effectiveness and Results (continued)

Where are the World Bank Group's decisions made primarily that support the program in Uganda?

Percentage of Respondents	Employee of a Ministry	Private Sector/Financial Sector/Private Bank	Private Foundation	NGO	CBO	Media	Faith-Based Group	Academia	Other
At the Headquarters (in Washington D.C.)	26.2%	28.6%	46.7%	16.4%	25.0%	27.7%	25.0%	38.1%	25.0%
In the country	10.8%	14.3%	20.0%	32.9%	-	19.1%	5.0%	4.8%	10.0%
Don't know	63.1%	57.1%	33.3%	50.7%	75.0%	53.2%	70.0%	57.1%	65.0%

	Employee of a Ministry			Private Sector/Financial Sector/Private Bank			Private Foundation			NGO			CBO			Media			Faith-Based Group			Academia			Other		
	N	Mean	SD	N	Mean	SD	N	Mean	SD	N	Mean	SD	N	Mean	SD	N	Mean	SD	N	Mean	SD	N	Mean	SD	N	Mean	SD
To what extent does the World Bank Group's work help to achieve development results in Uganda?*	68	5.87	2.12	12	6.25	1.82	16	6.19	2.26	72	6.42	1.97	12	5.00	2.76	45	4.82	3.56	21	5.86	1.68	16	5.38	1.03	18	6.67	1.78

(1-To no degree at all, 10-To a very significant degree) *Significantly different between stakeholder groups

To what extent do you agree with the following statements about the World Bank Group in Uganda? (1-Strongly disagree, 10-Strongly agree)

	Employee of a Ministry			Private Sector/Financial Sector/Private Bank			Private Foundation			NGO			CBO			Media			Faith-Based Group			Academia			Other		
	N	Mean	SD	N	Mean	SD	N	Mean	SD	N	Mean	SD	N	Mean	SD	N	Mean	SD	N	Mean	SD	N	Mean	SD	N	Mean	SD
The World Bank Group's financial instruments meet the needs of Uganda*	68	5.94	1.94	12	5.67	1.61	16	5.63	1.78	72	5.88	1.90	7	10.00	0.00	41	6.93	3.46	21	5.19	2.14	20	3.35	2.13	18	5.83	1.54
The World Bank Group meets Uganda's needs for knowledge services*	59	6.24	2.64	12	6.00	2.05	16	5.31	3.09	71	5.73	2.01	7	2.14	1.07	42	6.33	3.64	21	5.33	2.15	15	3.47	1.64	18	6.11	2.27

*Significantly different between stakeholder groups

	Employee of a Ministry			Private Sector/Financial Sector/Private Bank			Private Foundation			NGO			CBO			Media			Faith-Based Group			Academia			Other		
	N	Mean	SD	N	Mean	SD	N	Mean	SD	N	Mean	SD	N	Mean	SD	N	Mean	SD	N	Mean	SD	N	Mean	SD	N	Mean	SD
To what extent do you believe the World Bank Group's internal evaluation mechanisms hold the institution accountable for achieving results in Uganda?*	54	6.22	1.86	12	6.08	1.17	16	5.56	3.37	65	6.08	1.83	3	1.00	0.00	36	6.14	3.66	21	5.52	1.60	8	4.88	1.36	14	6.21	0.98

(1-To no degree at all, 10-To a very significant degree) *Significantly different between stakeholder groups

D. The World Bank Group's Knowledge Work and Activities

How frequently do you consult World Bank Group's knowledge work and activities in the work you do?*

Percentage of Respondents	Employee of a Ministry	Private Sector/Financial Sector/Private Bank	Private Foundation	NGO	CBO	Media	Faith-Based Group	Academia	Other
Weekly	1.4%	-	-	-	-	-	-	-	-
Monthly	11.3%	14.3%	6.3%	18.9%	25.0%	22.0%	4.8%	8.7%	17.4%
A few times a year	70.4%	28.6%	43.8%	36.5%	-	34.0%	23.8%	4.3%	47.8%
Rarely	15.5%	28.6%	12.5%	20.3%	33.3%	28.0%	66.7%	34.8%	8.7%
Never	1.4%	28.6%	37.5%	24.3%	41.7%	16.0%	4.8%	52.2%	26.1%

*Significantly different between stakeholder groups

In Uganda, to what extent do you believe that the World Bank Group's knowledge work and activities: (1-To no degree at all, 10-To a very significant degree)

	Employee of a Ministry			Private Sector/Financial Sector/Private Bank			Private Foundation			NGO			CBO			Media			Faith-Based Group			Academia			Other		
	N	Mean	SD	N	Mean	SD	N	Mean	SD	N	Mean	SD	N	Mean	SD	N	Mean	SD	N	Mean	SD	N	Mean	SD	N	Mean	SD
Are timely*	67	6.21	1.69	12	5.83	1.95	13	5.38	1.56	71	5.97	1.91	7	2.71	1.60	40	6.18	3.54	21	6.24	1.70	16	4.56	2.16	16	6.44	1.83
Include appropriate level of stakeholder involvement during preparation*	63	6.22	1.70	11	5.00	2.05	13	4.92	2.14	61	5.21	2.03	7	8.29	1.60	38	8.53	1.84	8	5.63	2.07	7	4.57	1.90	17	5.41	1.46
Are relevant to Uganda's development priorities*	66	6.95	2.41	12	6.08	2.50	13	7.85	2.70	67	6.21	1.91	7	10.00	0.00	42	7.17	3.52	21	7.48	1.75	16	8.13	2.19	18	6.67	2.03
Lead to practical solutions	64	5.38	2.18	10	5.80	2.15	16	4.69	2.50	62	5.69	2.47	7	2.71	1.60	39	5.95	3.70	19	4.89	1.88	14	6.21	2.67	18	5.56	2.01
Are accessible (well written and easy to understand)*	65	6.65	2.28	11	6.18	2.48	14	4.21	3.42	70	5.49	2.28	3	1.00	0.00	40	6.43	3.78	21	7.71	2.81	15	5.27	3.31	17	7.65	1.80
Are source of relevant information on global good practices*	66	7.71	1.90	10	7.00	2.31	13	7.08	2.99	67	6.09	2.51	7	7.71	2.14	42	8.76	2.12	21	8.00	2.43	14	8.50	1.51	18	7.94	1.47
Enhance your knowledge and/or skills	66	7.05	2.36	10	7.10	2.38	13	6.31	3.64	67	5.97	2.56	7	4.86	4.81	41	6.51	3.80	21	6.24	1.61	14	7.07	1.64	18	7.33	2.09
Are adequately disseminated*	62	6.02	2.23	10	6.30	2.11	16	3.75	3.47	61	5.13	2.53	7	1.00	0.00	33	4.70	3.55	20	4.15	2.82	14	2.79	1.81	17	7.65	2.23
Are translated enough into local language*	65	3.91	1.49	10	4.10	1.66	13	3.85	2.61	59	3.75	2.44	3	1.00	0.00	37	2.89	2.55	20	3.80	2.57	15	2.20	1.66	14	2.86	1.61
Are adaptable to Uganda's specific development challenges and country circumstances	66	5.14	1.80	11	4.82	2.23	13	4.92	1.61	71	5.07	2.38	7	5.00	3.74	41	5.78	3.66	21	4.57	2.11	15	5.53	2.45	18	5.72	2.14

*Significantly different between stakeholder groups

D. The World Bank Group's Knowledge Work and Activities (continued)

	Employee of a Ministry			Private Sector/ Financial Sector/ Private Bank			Private Foundation			NGO			CBO			Media			Faith-Based Group			Academia			Other		
	N	Mean	SD	N	Mean	SD	N	Mean	SD	N	Mean	SD	N	Mean	SD	N	Mean	SD	N	Mean	SD	N	Mean	SD	N	Mean	SD
Overall, how significant a contribution do you believe the World Bank Group's knowledge work and activities make to development results in your country?	66	6.24	2.01	12	6.25	1.29	13	6.46	2.26	71	6.11	2.01	12	5.67	3.60	44	6.23	3.39	21	5.38	1.28	20	4.95	1.47	18	6.56	1.92
Overall, how would you rate the technical quality of the World Bank Group's knowledge work and activities?*	66	8.26	1.37	17	7.59	1.91	13	8.31	1.97	69	6.83	1.61	12	6.25	2.26	43	8.95	1.66	21	5.71	1.90	14	7.36	2.56	18	8.44	1.15

(1-Not significant at all, 10-Very significant; 1-Very low technical quality, 10-Very high technical quality) *Significantly different between stakeholder groups

E. Working with the World Bank Group

To what extent does each of the following aspects of the World Bank Group's technical assistance/advisory work contribute to solving Uganda's development challenges?

	Employee of a Ministry			Private Sector/ Financial Sector/ Private Bank			Private Foundation			NGO			CBO			Media			Faith-Based Group			Academia			Other		
	N	Mean	SD	N	Mean	SD	N	Mean	SD	N	Mean	SD	N	Mean	SD	N	Mean	SD	N	Mean	SD	N	Mean	SD	N	Mean	SD
Conceptualization (understanding and framing the problem)	66	6.15	2.40	12	5.67	1.92	13	6.54	2.79	68	5.84	2.11	12	5.00	2.76	41	6.17	3.66	11	5.73	1.74	8	5.00	0.00	17	6.35	2.09
Design (appraising and planning the solutions)*	69	6.58	1.84	12	6.08	1.51	13	6.69	2.25	68	6.03	2.18	12	7.67	1.67	41	8.46	1.95	20	5.95	1.61	11	5.55	1.04	17	6.53	1.74
Implementation (executing, carrying out, monitoring, and making appropriate adjustments)*	71	6.13	1.76	15	6.00	1.36	13	4.69	1.32	67	5.72	2.02	12	4.08	2.07	44	6.05	3.43	20	5.10	1.83	15	5.93	1.28	16	6.44	1.86
Evaluation (assessing the impact and results)*	69	6.06	2.04	12	6.00	2.22	13	5.31	1.80	70	6.03	2.12	12	4.83	2.48	42	4.69	3.70	20	4.95	1.54	16	5.00	2.92	18	7.06	1.86

(1-To no degree at all, 10-To a very significant degree) *Significantly different between stakeholder groups

E. Working with the World Bank Group (continued)

To what extent do you agree/disagree with the following statements? (1-Strongly disagree, 10-Strongly agree)

	Employee of a Ministry			Private Sector/ Financial Sector/ Private Bank			Private Foundation			NGO			CBO			Media			Faith-Based Group			Academia			Other		
	N	Mean	SD	N	Mean	SD	N	Mean	SD	N	Mean	SD	N	Mean	SD	N	Mean	SD	N	Mean	SD	N	Mean	SD	N	Mean	SD
The World Bank Group disburses funds promptly*	63	6.33	1.84	18	6.11	2.68	8	4.38	2.50	54	6.06	2.47	7	1.00	0.00	41	6.59	3.69	11	5.73	2.20	12	6.08	1.93	14	6.14	2.41
The World Bank Group effectively monitors and evaluates the projects and programs it supports	67	6.28	2.08	16	6.25	1.95	11	5.55	2.54	68	6.53	2.40	7	5.00	3.74	42	6.64	3.57	20	5.40	1.35	16	5.44	2.50	17	6.88	2.03
The World Bank Group's approvals and reviews are done in a timely fashion*	63	7.52	1.62	15	5.80	2.11	13	4.38	2.53	66	6.33	2.07	7	3.86	2.67	38	6.66	3.67	20	5.40	1.64	16	4.75	1.48	15	6.93	1.62
The World Bank Group's "Safeguard Policy" requirements are reasonable*	52	7.13	1.56	10	7.00	2.21	10	6.50	1.84	59	6.61	2.30	3	7.00	5.20	35	9.09	1.38	20	6.00	1.62	10	6.00	1.83	13	6.69	1.32
The World Bank Group's conditions on its lending are reasonable*	65	5.23	2.23	11	6.36	2.11	11	4.36	1.63	66	5.91	2.19	7	5.00	3.74	42	4.48	3.61	20	6.00	1.62	15	6.27	2.76	16	6.19	1.72
The World Bank Group takes decisions quickly in Uganda*	68	5.54	2.41	10	6.10	1.79	15	3.67	2.50	69	5.38	2.00	7	3.29	2.14	40	4.00	3.25	20	4.65	2.23	15	4.27	1.34	16	6.13	2.19
Working with the World Bank Group increases Uganda's institutional capacity*	68	6.41	2.21	10	6.80	1.75	13	6.77	2.68	63	6.78	1.81	7	6.14	4.81	40	4.93	3.82	20	6.40	1.43	14	7.00	2.08	16	6.88	2.03
The World Bank Group ensures consistency and continuity through staff changes*	61	6.28	1.71	14	7.36	1.95	13	4.92	2.47	59	6.17	1.80	7	3.29	2.14	36	6.14	3.63	20	4.90	1.80	10	4.90	1.52	12	6.67	1.83
Where country systems are adequate, the World Bank Group makes appropriate use of them*	68	6.85	1.94	13	6.92	1.80	13	6.77	2.05	67	6.40	2.10	7	8.14	3.19	39	8.92	1.71	11	6.91	2.21	5	5.80	0.45	7	6.43	1.51
The World Bank Group provides effective implementation support*	68	6.21	1.72	16	6.06	1.95	16	5.56	2.13	69	6.30	2.28	7	7.00	3.00	41	6.93	3.36	20	5.35	1.90	16	4.31	1.89	17	6.82	1.70

*Significantly different between stakeholder groups

Which of the following best describes the way the World Bank Group operates in Uganda?

Percentage of Respondents	Employee of a Ministry	Private Sector/Financial Sector/Private Bank	Private Foundation	NGO	CBO	Media	Faith-Based Group	Academia	Other
The World Bank Group takes too much risk in Uganda	-	-	-	3%	-	-	5%	-	-
The World Bank Group does not take enough risk in Uganda	17%	12%	25%	30%	-	18%	25%	33%	11%
The World Bank Group's approach to risk is appropriate	28%	12%	19%	17%	-	26%	-	19%	47%
Don't know	51%	68%	38%	37%	100%	56%	60%	43%	42%
Prefer not to answer	4%	8%	19%	13%	-	-	10%	5%	-

F. The Future Role of the World Bank Group in Uganda

Which of the following SHOULD the World Bank Group do to make itself of greater value in Uganda? (Choose no more than TWO)

Percentage of Respondents (Responses Combined)	Employee of a Ministry	Private Sector/Financial Sector/Private Bank	Private Foundation	NGO	CBO	Media	Faith-Based Group	Academia	Other
Provide more adequate data/knowledge/ statistics/figures on Uganda's economy*	4.2%	12.0%	0.0%	6.8%	0.0%	14.6%	42.9%	17.4%	18.2%
Collaborate more effectively with Government clients	18.3%	12.0%	0.0%	14.9%	0.0%	6.3%	19.0%	13.0%	9.1%
Offer more innovative financial products*	15.5%	4.0%	18.8%	13.5%	33.3%	31.3%	0.0%	47.8%	4.5%
Improve the competitiveness of its financing compared to markets*	40.8%	40.0%	18.8%	8.1%	0.0%	16.7%	0.0%	0.0%	22.7%
Reach out more to groups outside of Government*	28.2%	16.0%	68.8%	40.5%	25.0%	37.5%	57.1%	52.2%	45.5%
Improve the quality of its experts as related to Uganda's specific challenges*	1.4%	20.0%	0.0%	27.0%	0.0%	4.2%	38.1%	4.3%	31.8%
Offer more innovative knowledge services*	5.6%	20.0%	37.5%	4.1%	0.0%	0.0%	0.0%	39.1%	4.5%
Ensure greater selectivity in its work*	5.6%	40.0%	0.0%	4.1%	0.0%	22.9%	0.0%	0.0%	13.6%
Increase the level of capacity development in the country*	19.7%	4.0%	31.3%	31.1%	75.0%	18.8%	14.3%	0.0%	4.5%
Reduce the complexity of obtaining World Bank Group financing*	45.1%	20.0%	0.0%	29.7%	0.0%	14.6%	23.8%	17.4%	31.8%
Work faster*	1.4%	0.0%	6.3%	1.4%	25.0%	20.8%	4.8%	0.0%	0.0%
Other	0.0%	4.0%	0.0%	8.1%	0.0%	2.1%	0.0%	0.0%	0.0%

*Significantly different between stakeholder groups

When considering the combination of services that the World Bank Group offers in Uganda, and taking into account its limited level of resources, which ONE of the following do you believe the World Bank Group should offer more of in Uganda?*

Percentage of Respondents	Employee of a Ministry	Private Sector/Financial Sector/Private Bank	Private Foundation	NGO	CBO	Media	Faith-Based Group	Academia	Other
Financial services	32.4%	20.0%	18.8%	24.3%	-	26.0%	81.0%	50.0%	21.7%
Knowledge products	15.5%	8.0%	6.3%	34.3%	33.3%	6.0%	9.5%	11.1%	30.4%
Convening services	22.5%	36.0%	31.3%	21.4%	-	32.0%	4.8%	-	8.7%
None of the above	1.4%	-	6.3%	1.4%	25.0%	20.0%	4.8%	-	-
The combination is appropriate for Uganda	28.2%	32.0%	37.5%	18.6%	-	8.0%	-	33.3%	34.8%
Don't know	-	4.0%	-	-	41.7%	8.0%	-	5.6%	4.3%

*Significantly different between stakeholder groups

F. The Future Role of the World Bank Group in Uganda (continued)

Please identify two areas related to sustainable development of the oil and gas sector in Uganda, where greater support from the World Bank Group would be most valuable. (Choose no more than TWO)

Percentage of Respondents (Responses Combined)	Employee of a Ministry	Private Sector/Financial Sector/Private Bank	Private Foundation	NGO	CBO	Media	Faith-Based Group	Academia	Other
Support in mitigation of macro-economic risks*	40.8%	36.0%	0.0%	23.0%	0.0%	22.0%	23.8%	4.8%	45.5%
Support efforts to ensure participation of civil society and citizens*	22.5%	12.0%	6.3%	50.0%	33.3%	12.0%	14.3%	38.1%	13.6%
Technical aspects related to the sector*	11.3%	24.0%	31.3%	12.2%	0.0%	24.0%	0.0%	4.8%	9.1%
Support in monitoring of operations*	5.6%	44.0%	37.5%	33.8%	25.0%	32.0%	47.6%	0.0%	0.0%
Advisory role in contract negotiations*	9.9%	4.0%	0.0%	21.6%	0.0%	4.0%	42.9%	19.0%	27.3%
Support in management of foreign exchange and revenues*	7.0%	0.0%	6.3%	6.8%	25.0%	36.0%	4.8%	0.0%	9.1%
Support in governance, anti-corruption, access to information and transparency related to overall management of oil and gas resources*	54.9%	48.0%	81.3%	33.8%	0.0%	26.0%	61.9%	66.7%	50.0%
Support in improving quality of public expenditures*	15.5%	16.0%	37.5%	9.5%	33.3%	8.0%	4.8%	19.0%	22.7%
Other*	0.0%	0.0%	0.0%	0.0%	0.0%	0.0%	0.0%	0.0%	0.0%
Don't know*	0.0%	4.0%	0.0%	2.7%	41.7%	8.0%	0.0%	23.8%	4.5%

*Significantly different between stakeholder groups

Would you like to see more, less, or just about the same level of World Bank Group involvement in the sustainable development of the oil and gas sector in Uganda?

Percentage of Respondents	Employee of a Ministry	Private Sector/Financial Sector/Private Bank	Private Foundation	NGO	CBO	Media	Faith-Based Group	Academia	Other
More	44.9%	83.3%	75.0%	81.4%	33.3%	52.0%	91.7%	72.2%	57.1%
Just about the same	52.2%	16.7%	25.0%	12.9%	25.0%	38.0%	8.3%	5.6%	33.3%
Less	2.9%	-	-	-	-	-	-	-	4.8%
Don't know	-	-	-	5.7%	41.7%	10.0%	-	22.2%	4.8%

*Significantly different between stakeholder groups

G. Communication and Information Sharing

How do you get most of your information about economic and social development issues in Uganda? (Choose no more than TWO)

Percentage of Respondents (Responses Combined)	Employee of a Ministry	Private Sector/Financial Sector/Private Bank	Private Foundation	NGO	CBO	Media	Faith-Based Group	Academia	Other
Local newspapers*	63.4%	92.0%	68.8%	53.4%	41.7%	61.7%	9.5%	52.2%	65.0%
International newspapers*	15.5%	0.0%	0.0%	1.4%	0.0%	4.3%	0.0%	0.0%	0.0%
Local radio*	8.5%	68.0%	25.0%	21.9%	0.0%	23.4%	66.7%	26.1%	10.0%
International radio	0.0%	0.0%	0.0%	4.1%	0.0%	0.0%	0.0%	0.0%	0.0%
Local television*	31.0%	12.0%	50.0%	52.1%	0.0%	27.7%	66.7%	60.9%	40.0%
International television*	2.8%	0.0%	0.0%	1.4%	33.3%	2.1%	23.8%	0.0%	10.0%
Periodicals*	2.8%	0.0%	6.3%	0.0%	25.0%	21.3%	4.8%	0.0%	0.0%
Internet	42.3%	24.0%	50.0%	42.5%	25.0%	38.3%	14.3%	30.4%	40.0%
Social media (e.g., Facebook, Twitter, YouTube, Flickr)*	0.0%	0.0%	0.0%	12.3%	33.3%	6.4%	0.0%	17.4%	5.0%
Blogs	0.0%	0.0%	0.0%	4.1%	0.0%	0.0%	0.0%	0.0%	0.0%
Mobile phones*	0.0%	0.0%	0.0%	5.5%	0.0%	0.0%	14.3%	0.0%	5.0%
Instant messaging	0.0%	0.0%	0.0%	0.0%	0.0%	0.0%	0.0%	0.0%	0.0%
Other	2.8%	0.0%	0.0%	0.0%	0.0%	2.1%	0.0%	0.0%	5.0%

*Significantly different between stakeholder groups

How would you prefer to receive information from the World Bank Group? (Choose no more than TWO)

Percentage of Respondents (Responses Combined)	Employee of a Ministry	Private Sector/Financial Sector/Private Bank	Private Foundation	NGO	CBO	Media	Faith-Based Group	Academia	Other
Blogs*	2.8%	36.0%	0.0%	8.1%	0.0%	6.3%	0.0%	0.0%	9.1%
Direct contact with World Bank Group*	0.0%	0.0%	18.8%	20.3%	33.3%	4.2%	0.0%	4.3%	4.5%
e-Newsletters*	69.0%	8.0%	43.8%	13.5%	41.7%	20.8%	0.0%	13.0%	50.0%
Instant messaging*	2.8%	4.0%	31.3%	6.8%	41.7%	4.2%	33.3%	13.0%	4.5%
World Bank Group's seminars/workshops/conferences*	21.1%	44.0%	0.0%	41.9%	0.0%	8.3%	47.6%	30.4%	22.7%
World Bank Group's publications and other written materials*	16.9%	40.0%	12.5%	31.1%	25.0%	35.4%	19.0%	52.2%	40.9%
Mobile phones*	7.0%	48.0%	56.3%	39.2%	0.0%	18.8%	42.9%	21.7%	4.5%
Social media (e.g., Facebook, Twitter, YouTube, Flickr)*	28.2%	12.0%	0.0%	25.7%	33.3%	37.5%	14.3%	39.1%	36.4%
World Bank Group's website*	18.3%	4.0%	37.5%	6.8%	25.0%	35.4%	4.8%	0.0%	13.6%
Other	1.4%	0.0%	0.0%	1.4%	0.0%	2.1%	0.0%	0.0%	0.0%

*Significantly different between stakeholder groups

G. Communication and Information Sharing (continued)

Are you aware of the World Bank's Access to Information Policy under which the Bank will now disclose any information in its possession that is not a list of exceptions?*

Percentage of Respondents	Employee of a Ministry	Private Sector/Financial Sector/Private Bank	Private Foundation	NGO	CBO	Media	Faith-Based Group	Academia	Other
Yes	27.1%	45.0%	37.5%	46.6%	25.0%	37.5%	42.9%	-	43.5%
No	72.9%	55.0%	62.5%	53.4%	75.0%	62.5%	57.1%	100.0%	56.5%

*Significantly different between stakeholder groups

Have you requested information from the World Bank Group on its activities in the past year?*

Percentage of Respondents	Employee of a Ministry	Private Sector/Financial Sector/Private Bank	Private Foundation	NGO	CBO	Media	Faith-Based Group	Academia	Other
Yes	29.7%	4.0%	56.3%	35.7%	66.7%	33.3%	42.9%	-	43.5%
No	70.30%	96.0%	43.8%	64.3%	33.3%	66.7%	57.1%	100.0%	56.5%

*Significantly different between stakeholder groups

Were you able to obtain this information?*

Percentage of Respondents	Employee of a Ministry	Private Sector/Financial Sector/Private Bank	Private Foundation	NGO	CBO	Media	Faith-Based Group	Academia	Other
Yes	100.0%	-	100.0%	83.3%	100.0%	75.0%	100.0%	-	100.0%
No	-	100.0%	-	16.7%	-	25.0%	-	-	-

*Significantly different between stakeholder groups

Do you have access to the Internet?*

Percentage of Respondents	Employee of a Ministry	Private Sector/Financial Sector/Private Bank	Private Foundation	NGO	CBO	Media	Faith-Based Group	Academia	Other
Yes	100.0%	100.0%	100.0%	92.9%	100.0%	100.0%	42.9%	78.3%	100.0%
No	-	-	-	7.1%	-	-	57.1%	21.7%	-

*Significantly different between stakeholder groups

Do you use/have used the World Bank Group website?*

Percentage of Respondents	Employee of a Ministry	Private Sector/Financial Sector/Private Bank	Private Foundation	NGO	CBO	Media	Faith-Based Group	Academia	Other
Yes	98.6%	40.0%	81.3%	77.6%	41.7%	78.7%	42.9%	9.5%	100.0%
No	1.4%	60.0%	18.8%	22.4%	58.3%	21.3%	57.1%	90.5%	-

*Significantly different between stakeholder groups

Which do you primarily use?*

Percentage of Respondents	Employee of a Ministry	Private Sector/Financial Sector/Private Bank	Private Foundation	NGO	CBO	Media	Faith-Based Group	Academia	Other
The World Bank Group's country website	6.9%	83.3%	63.6%	57.1%	41.7%	65.8%	42.9%	6.7%	17.4%
The World Bank Group's main website	93.1%	16.7%	36.4%	42.9%	58.3%	34.2%	57.1%	93.3%	82.6%

*Significantly different between stakeholder groups

G. Communication and Information Sharing (continued)

Which Internet connection do you use primarily when visiting a World Bank Group website?*

Percentage of Respondents	Employee of a Ministry	Private Sector/Financial Sector/Private Bank	Private Foundation	NGO	CBO	Media	Faith-Based Group	Academia	Other
High speed	58.5%	68.0%	100.0%	72.9%	41.7%	73.3%	100.0%	100.0%	81.0%
Dial-up	41.5%	32.0%	-	27.1%	58.3%	26.7%	-	-	19.0%

*Significantly different between stakeholder groups

Please rate how much you agree with the following statements. (1-Strongly disagree, 10-Strongly agree)

	Employee of a Ministry			Private Sector/Financial Sector/Private Bank			Private Foundation			NGO			CBO			Media			Faith-Based Group			Academia			Other		
	N	Mean	SD	N	Mean	SD	N	Mean	SD	N	Mean	SD	N	Mean	SD	N	Mean	SD	N	Mean	SD	N	Mean	SD	N	Mean	SD
I use/consult World Bank Group's data more often than I did a few years ago*	72	6.33	2.08	17	2.41	1.18	13	3.77	1.64	64	4.73	2.09	8	6.63	4.66	37	6.86	2.98	21	6.24	2.19	19	5.37	3.82	21	7.14	3.14
I find the World Bank Group's websites easy to navigate*	69	6.71	1.25	12	4.92	2.02	11	4.91	1.76	64	5.63	2.19	8	8.13	2.59	37	9.27	1.31	21	6.62	2.11	11	5.00	3.29	21	7.62	1.88
I find the information on the World Bank Group's websites useful*	70	7.10	1.80	12	4.92	2.02	10	6.60	2.07	62	5.87	1.92	8	10.00	0.00	26	9.08	1.50	21	7.19	2.52	11	5.36	3.64	21	8.43	1.17
The World Bank Group's social media channels are valuable sources of information about the institution*	42	7.67	2.10	25	8.64	1.58	11	6.73	3.13	67	6.36	1.93	8	5.50	4.81	38	4.42	4.19	21	7.33	2.87	20	7.00	3.80	19	7.32	2.71
When I need information from the World Bank Group I know how to find it*	72	6.83	2.67	13	3.85	3.36	13	4.62	2.60	68	5.82	2.33	8	7.88	2.95	46	9.26	1.96	21	7.19	2.52	15	3.93	3.35	21	7.14	2.82
The World Bank Group is responsive to my information requests and inquiries*	70	7.10	2.75	19	6.21	3.87	7	3.86	0.38	64	5.78	2.68	8	2.88	3.04	39	6.41	4.01	21	7.52	2.80	13	4.38	3.50	16	7.81	2.26

*Significantly different between stakeholder groups

H. Background Information

Which of the following agencies of the World Bank Group do you work with in Uganda? (Select all that apply)

Percentage of Respondents (Responses Combined)	Employee of a Ministry	Private Sector/Financial Sector/Private Bank	Private Foundation	NGO	CBO	Media	Faith-Based Group	Academia	Other
The World Bank (IBRD/IDA)*	61.4%	8.0%	50.0%	16.2%	63.6%	52.1%	0.0%	40.0%	54.5%
The International Finance Corporation (IFC)	12.9%	4.0%	0.0%	7.4%	9.1%	0.0%	0.0%	6.7%	9.1%
The Multilateral Investment Guarantee Agency (MIGA)	5.7%	0.0%	0.0%	1.5%	0.0%	0.0%	0.0%	0.0%	0.0%
None*	37.1%	88.0%	50.0%	80.9%	36.4%	47.9%	100.0%	53.3%	36.4%

*Significantly different between stakeholder groups

Which of the following describes most of your exposure to the World Bank Group in Uganda? (Choose no more than TWO)

Percentage of Respondents (Responses Combined)	Employee of a Ministry	Private Sector/Financial Sector/Private Bank	Private Foundation	NGO	CBO	Media	Faith-Based Group	Academia	Other
Observer (i.e., follow in media, discuss in informal conversations, etc.)*	26.8%	54.5%	66.7%	57.6%	33.3%	50.0%	100.0%	78.6%	43.5%
Use World Bank Group reports/data*	32.4%	18.2%	20.0%	24.2%	33.3%	41.7%	0.0%	50.0%	13.0%
Engage in World Bank Group related/sponsored events/activities*	11.3%	4.5%	13.3%	6.1%	55.6%	12.5%	0.0%	14.3%	13.0%
Collaborate as part of my professional duties*	63.4%	18.2%	26.7%	12.1%	0.0%	10.4%	23.1%	0.0%	30.4%
Use World Bank Group website for information, data, research, etc.*	9.9%	50.0%	0.0%	33.3%	22.2%	29.2%	30.8%	0.0%	34.8%

*Significantly different between stakeholder groups

Appendix C: Responses to All Questions across Geographic Locations

Kampala City N=209 ● Central Uganda N=61 ● Other Areas N=41

A. General Issues Facing Uganda

In general, how would you say that Uganda is headed in...?

Percentage of Respondents	Kampala City	Central Uganda	Other Areas
The right direction	44.8%	49.2%	41.5%
The wrong direction	32.5%	23.7%	17.1%
Not sure	22.7%	27.1%	41.5%

Listed below are a number of development priorities in Uganda. Please identify which of the following you consider the most important development priorities in Uganda. (Choose no more than THREE)

Percentage of Respondents (Responses Combined)	Kampala City	Central Uganda	Other Areas
Social protection	5.5%	3.3%	5.1%
Transport	14.4%	6.6%	12.8%
Public sector governance/reform	14.9%	13.1%	7.7%
Global/regional integration	0.0%	0.0%	0.0%
Gender equity	6.5%	1.6%	0.0%
Domestic private sector development	1.5%	0.0%	0.0%
Foreign direct investment	5.0%	8.2%	5.1%
Water and sanitation*	10.0%	16.4%	0.0%
Anti-corruption	29.9%	42.6%	30.8%
Job creation/employment	21.4%	19.7%	25.6%
Rural development	8.0%	8.2%	5.1%
Financial markets	2.5%	1.6%	0.0%
Urban development	2.0%	0.0%	5.1%
Environmental sustainability	1.0%	0.0%	0.0%
Equality of opportunity	2.5%	1.6%	2.6%
Health	22.9%	19.7%	33.3%
Education	35.3%	29.5%	28.2%
Poverty reduction	24.9%	18.0%	38.5%
Energy	25.4%	23.0%	15.4%
Food security*	1.5%	8.2%	2.6%
Climate change	0.0%	0.0%	0.0%
Agricultural development	12.9%	19.7%	7.7%
Trade and exports	6.0%	8.2%	5.1%
Crime and violence	1.0%	0.0%	5.1%
Economic growth*	26.9%	37.7%	51.3%
Law and justice	1.0%	0.0%	0.0%
Regulatory framework	0.0%	0.0%	0.0%
Communicable/non-communicable diseases	0.0%	0.0%	0.0%
Sustainable and transparent development of the oil and gas sector	10.9%	6.6%	10.3%
Disaster management	0.0%	0.0%	0.0%
Information and communications technology	6.5%	6.6%	2.6%

*Significantly different between locations

A. General Issues Facing Uganda (continued)

Poverty reduction is a broad term that encompasses work in many different areas. Which **THREE** areas of development listed below do you believe would contribute most to reducing poverty in Uganda? (Choose no more than **THREE**)

Percentage of Respondents (Responses Combined)	Kampala City	Central Uganda	Other Areas
Water and sanitation	3.8%	4.9%	0.0%
Equality of opportunity	8.1%	8.2%	5.1%
Economic growth	21.5%	21.3%	30.8%
Climate change	1.0%	0.0%	0.0%
Global/regional integration	0.5%	0.0%	0.0%
Gender equity	9.6%	6.6%	12.8%
Rural development	26.3%	37.7%	30.8%
Urban development	3.3%	6.6%	0.0%
Regulatory framework	0.0%	0.0%	0.0%
Social protection	1.9%	0.0%	0.0%
Law and justice	1.0%	1.6%	0.0%
Transport	18.2%	8.2%	20.5%
Crime and violence	0.0%	0.0%	0.0%
Communicable/non-communicable diseases	2.4%	3.3%	0.0%
Information and communications technology	2.4%	8.2%	2.6%
Anti-corruption	27.3%	24.6%	15.4%
Domestic private sector development	9.6%	6.6%	5.1%
Foreign direct investment*	0.5%	4.9%	7.7%
Education	33.0%	23.0%	25.6%
Energy*	10.0%	11.5%	25.6%
Public sector governance/reform	9.6%	8.2%	5.1%
Sustainable and transparent development of the oil and gas sector	3.8%	4.9%	12.8%
Environmental sustainability	5.3%	8.2%	0.0%
Disaster management	1.0%	3.3%	0.0%
Health	23.4%	19.7%	20.5%
Agricultural development*	32.5%	37.7%	53.8%
Job creation/employment*	30.1%	21.3%	12.8%
Financial markets	2.9%	3.3%	0.0%
Trade and exports	9.1%	9.8%	7.7%
Food security	1.0%	4.9%	5.1%

*Significantly different between locations

A. General Issues Facing Uganda (continued)

Economic growth can be driven by a number of factors. Which THREE areas below do you believe would contribute most to generating economic growth in Uganda? (Choose no more than THREE)

Percentage of Respondents (Responses Combined)	Kampala City	Central Uganda	Other Areas
Energy	39.7%	29.5%	32.5%
Gender equity	4.3%	0.0%	5.0%
Equality of opportunity	3.3%	3.3%	0.0%
Social protection*	0.5%	4.9%	2.5%
Global/regional integration	4.8%	8.2%	7.5%
Climate change	0.0%	0.0%	0.0%
Anti-corruption	16.3%	23.0%	15.0%
Disaster management	0.0%	0.0%	0.0%
Rural development	15.8%	16.4%	12.5%
Foreign direct investment	11.0%	11.5%	2.5%
Urban development	0.0%	0.0%	0.0%
Water and sanitation	5.3%	3.3%	5.0%
Education	32.5%	26.2%	45.0%
Information and communications technology	6.7%	4.9%	2.5%
Regulatory framework	6.7%	13.1%	5.0%
Communicable/non-communicable diseases	0.0%	0.0%	0.0%
Trade and exports*	16.3%	34.4%	25.0%
Public sector governance/reform	11.0%	4.9%	5.0%
Domestic private sector development	8.1%	6.6%	7.5%
Job creation/employment	22.0%	23.0%	27.5%
Agricultural development	45.9%	50.8%	40.0%
Food security*	8.1%	1.6%	27.5%
Transport	18.7%	14.8%	7.5%
Sustainable and transparent development of the oil and gas sector*	4.3%	1.6%	15.0%
Environmental sustainability	1.4%	0.0%	0.0%
Health	8.1%	9.8%	5.0%
Law and justice	0.0%	0.0%	0.0%
Crime and violence	0.0%	0.0%	0.0%
Financial markets	6.7%	6.6%	0.0%

*Significantly different between locations

A. General Issues Facing Uganda (continued)

When thinking about the idea of 'shared prosperity' in your country, which of the following TWO best illustrate how this would be achieved in Uganda? (Choose no more than TWO)

Percentage of Respondents (Responses Combined)	Kampala City	Central Uganda	Other Areas
Better employment opportunities for young people	41.6%	28.1%	31.7%
Better employment opportunities for women	14.7%	14.0%	9.8%
Greater access to micro-finance for the poor	18.4%	10.5%	14.6%
Greater voice and participation for citizens to help ensure greater accountability	13.7%	22.8%	24.4%
Greater access to health and nutrition for citizens	3.7%	3.5%	0.0%
Greater access to social services for citizens across Uganda	14.7%	14.0%	24.4%
Better entrepreneurial opportunities (i.e., to start small and medium sized businesses)	21.1%	26.3%	7.3%
A growing middle class	4.2%	7.0%	4.9%
Better opportunity for the poor who live in rural areas	8.4%	3.5%	4.9%
Better opportunity for the poor who live in urban areas	1.1%	1.8%	0.0%
Consistent economic growth*	18.4%	33.3%	39.0%
More reliable social safety net	1.6%	1.8%	0.0%
Greater equity of fiscal policy	1.6%	0.0%	0.0%
Education and training that better ensure job opportunity	24.2%	19.3%	31.7%
Better quality public services	10.5%	5.3%	4.9%
Other	1.6%	3.5%	0.0%

*Significantly different between locations

B. Overall Attitudes toward the World Bank Group

	Kampala City			Central Uganda			Other Areas		
	N	Mean	SD	N	Mean	SD	N	Mean	SD
How familiar are you with the work of the World Bank Group in Uganda?*	204	6.45	2.85	59	5.61	2.50	38	7.13	2.17

(1-Not familiar at all, 10-Extremely familiar) *Significantly different between locations

	Kampala City			Central Uganda			Other Areas		
	N	Mean	SD	N	Mean	SD	N	Mean	SD
Overall, please rate your impression of the World Bank Group's effectiveness in Uganda.	182	6.12	2.44	53	5.94	1.79	38	6.13	2.21

(1-Not effective at all, 10-Very effective)

	Kampala City			Central Uganda			Other Areas		
	N	Mean	SD	N	Mean	SD	N	Mean	SD
To what extent do you believe the World Bank Group's staff is well prepared to help Uganda solve its most complicated development challenges?	189	6.91	2.09	55	6.58	1.72	38	6.42	2.34

(1-To no degree at all, 10-To a very significant degree)

B. Overall Attitudes toward the World Bank Group (continued)

When thinking about how the World Bank Group can have the most impact on development results in Uganda, in which sectoral areas do you believe the World Bank Group should focus most of its resources (financial and knowledge services) in Uganda? (Choose no more than THREE)

Percentage of Respondents (Responses Combined)	Kampala City	Central Uganda	Other Areas
Social protection	0.5%	0.0%	0.0%
Public sector governance/reform	12.4%	16.4%	2.4%
Transport	21.5%	13.1%	9.8%
Poverty reduction	38.8%	31.1%	43.9%
Global/regional integration	2.4%	3.3%	2.4%
Gender equity	6.2%	9.8%	9.8%
Crime and violence	2.4%	1.6%	0.0%
Domestic private sector development	2.9%	3.3%	2.4%
Rural development	16.3%	14.8%	14.6%
Foreign direct investment	4.3%	9.8%	2.4%
Water and sanitation	1.4%	0.0%	0.0%
Energy	29.2%	21.3%	22.0%
Job creation/employment	14.4%	14.8%	4.9%
Financial markets	4.8%	3.3%	0.0%
Urban development	5.3%	1.6%	9.8%
Environmental sustainability	0.5%	0.0%	0.0%
Equality of opportunity	2.9%	3.3%	0.0%
Health	22.5%	16.4%	34.1%
Education	40.7%	29.5%	48.8%
Food security	1.0%	0.0%	4.9%
Climate change	4.8%	0.0%	4.9%
Agricultural development	22.0%	36.1%	31.7%
Trade and exports	9.6%	16.4%	7.3%
Economic growth	5.3%	6.6%	0.0%
Law and justice	0.5%	0.0%	0.0%
Regulatory framework	8.1%	14.8%	12.2%
Communicable/non-communicable diseases	0.0%	0.0%	0.0%
Sustainable and transparent development of the oil and gas sector*	4.8%	1.6%	14.6%
Anti-corruption	12.9%	21.3%	14.6%
Information and communications technology*	1.0%	6.6%	0.0%
Disaster management	0.0%	0.0%	0.0%

*Significantly different between locations

B. Overall Attitudes toward the World Bank Group (continued)

When thinking about the World Bank Group's role, which activity do you believe is of greatest VALUE and which activity is of second greatest value in Uganda?

Greatest Value			
Percentage of Respondents	Kampala City	Central Uganda	Other Areas
Convening/Facilitating	0.0%	0.0%	0.0%
Data	2.6%	0.0%	5.7%
Policy advice, studies, analyses	12.0%	12.7%	8.6%
Financial resources*	29.7%	49.1%	34.3%
Capacity development	39.1%	25.5%	42.9%
Technical assistance	9.9%	9.1%	5.7%
Mobilizing third party financial resources	1.0%	0.0%	2.9%
Donor coordination	4.2%	3.6%	0.0%
Linkage to non-Bank expertise	1.6%	0.0%	0.0%
Other	0.0%	0.0%	0.0%

*Significantly different between locations

2 nd Greatest Value			
Percentage of Respondents	Kampala City	Central Uganda	Other Areas
Convening/Facilitating*	13.5%	14.5%	31.4%
Data	1.6%	3.6%	0.0%
Policy advice, studies, analyses	10.9%	3.6%	5.7%
Financial resources	19.8%	10.9%	5.7%
Capacity development*	8.9%	25.5%	2.9%
Technical assistance	12.5%	9.1%	17.1%
Mobilizing third party financial resources	10.9%	3.6%	11.4%
Donor coordination	7.3%	14.5%	8.6%
Linkage to non-Bank expertise	14.6%	14.5%	17.1%
Other	0.0%	0.0%	0.0%

*Significantly different between locations

How effectively do the World Bank Groups' activities below support Uganda's efforts to achieve development results?

	Kampala City			Central Uganda			Other Areas		
	N	Mean	SD	N	Mean	SD	N	Mean	SD
Convening/Facilitating	165	5.47	2.77	48	5.85	2.48	30	5.60	3.07
Data	159	6.80	2.32	46	6.30	2.04	31	6.81	2.50
Policy advice, studies, analyses	174	7.12	2.31	46	7.11	2.32	33	7.12	2.51
Financial resources	189	7.36	2.41	49	7.22	2.44	36	7.00	2.54
Technical assistance	151	6.53	2.55	43	6.00	2.39	27	5.74	2.73
Mobilizing third party financial resources	144	6.10	2.24	45	6.11	2.29	27	5.33	2.54
Donor coordination	165	6.65	2.54	50	6.42	2.67	34	5.82	2.77
Linkage to non-Bank expertise*	124	5.75	1.90	39	6.10	2.25	25	4.80	2.22

(1-Not effective at all, 10-Very effective) *Significantly different between locations

B. Overall Attitudes toward the World Bank Group (continued)

The World Bank Group can provide capacity building support in a number of ways in Uganda. To what degree would Uganda benefit, if capacity building were to support...?

	Kampala City			Central Uganda			Other Areas		
	N	Mean	SD	N	Mean	SD	N	Mean	SD
Groups outside of government (e.g., civil society, media) to help them more effectively engage and participate in development efforts	190	7.41	2.75	58	7.48	2.52	35	8.09	2.71
The public sector , related to implementation of specific development projects on the ground	182	7.66	1.86	55	7.55	1.88	31	7.29	1.83
The public sector , related to changing institutions (organizations or sociopolitical conditions)	185	6.84	2.24	56	6.75	2.25	36	6.89	1.98
The private sector , related to institutional and policy change	182	6.49	2.84	58	6.78	2.80	34	6.79	2.46

(1-To no degree at all, 10-To a very significant degree)

How EFFECTIVE do you believe the World Bank Group is in terms of the capacity building work it does in each of the following areas in Uganda?

	Kampala City			Central Uganda			Other Areas		
	N	Mean	SD	N	Mean	SD	N	Mean	SD
Project implementation (or other organizational strengthening)	163	6.69	2.50	45	7.31	2.04	36	6.19	2.65
Citizen engagement (incorporating citizens' voices into development)	158	5.27	2.33	49	6.00	2.10	36	5.06	2.56
Policy design (for clarity and better incentives to achieve development goals)	147	6.71	1.95	43	6.91	2.02	34	6.76	2.19

(1-Not effective at all, 10-Very effective)

When thinking about how to improve capacity building in Uganda to help ensure better development results, looking forward, how IMPORTANT is it for the World Bank Group to be involved in the following aspects of capacity building?

	Kampala City			Central Uganda			Other Areas		
	N	Mean	SD	N	Mean	SD	N	Mean	SD
Project implementation (or other organizational strengthening)	171	7.94	2.19	49	7.78	2.24	36	8.25	1.93
Citizen engagement (incorporating citizens' voices into development)	158	7.34	2.44	52	8.00	2.08	34	7.24	2.63
Policy design (for clarity and better incentives to achieve development goals)	165	7.81	2.21	47	8.13	1.84	36	7.44	2.22

(1-Not important at all, 10-Very important)

B. Overall Attitudes toward the World Bank Group (continued)

Which of the following do you identify as the World Bank Group's greatest WEAKNESSES in its work in Uganda? (Choose no more than TWO)

Percentage of Respondents (Responses Combined)	Kampala City	Central Uganda	Other Areas
Staff too inaccessible*	10.9%	23.3%	4.9%
Not exploring alternative policy options	11.9%	20.0%	14.6%
Not adequately sensitive to political/social realities in Uganda	12.4%	8.3%	7.3%
Not enough public disclosure of its work	17.4%	18.3%	22.0%
Arrogant in its approach	10.9%	5.0%	14.6%
Not aligned with country priorities	3.0%	8.3%	4.9%
The credibility of its knowledge/data	3.5%	1.7%	0.0%
World Bank Group's processes too complex	7.0%	5.0%	9.8%
Not willing to honestly criticize policies and reform efforts in the country	5.5%	5.0%	0.0%
Too influenced by developed countries	27.9%	35.0%	34.1%
Imposing technocratic solutions without regard to political realities	0.5%	0.0%	0.0%
World Bank Group's processes too slow	10.9%	3.3%	9.8%
Too bureaucratic in its operational policies and procedures	15.4%	11.7%	17.1%
Not aligned with other donors' work	5.0%	10.0%	7.3%
Not collaborating enough with non-state actors*	11.9%	8.3%	31.7%
Not client focused	0.5%	0.0%	0.0%
Other	7.5%	1.7%	4.9%
Don't know	10.4%	11.7%	2.4%

*Significantly different between locations

Which World Bank Group's instruments do you believe are the MOST effective in reducing poverty in Uganda? (Choose no more than TWO)

Percentage of Respondents (Responses Combined)	Kampala City	Central Uganda	Other Areas
Capacity development	42.4%	44.3%	48.8%
Policy based lending / budget support to the Government	25.9%	19.7%	22.0%
Knowledge products/services	8.3%	16.4%	7.3%
Investment lending	62.4%	49.2%	70.7%
Technical assistance	18.5%	18.0%	7.3%
Trust Fund management	12.7%	19.7%	12.2%
Other	1.0%	0.0%	4.9%
Don't know	4.4%	4.9%	2.4%

B. Overall Attitudes toward the World Bank Group (continued)

In addition to the regular relations with the national government as its main interlocutor, which TWO of the following groups should the World Bank Group collaborate with more in your country to ensure better development results there? (Choose no more than TWO)

Percentage of Respondents (Responses Combined)	Kampala City	Central Uganda	Other Areas
Academia/Think Tanks/Research Institutes	31.7%	26.2%	34.1%
Donor Community	10.1%	14.8%	12.2%
Media	16.8%	18.0%	17.1%
NGOs	18.8%	23.0%	26.8%
Local Government	16.8%	9.8%	22.0%
Private Sector	36.1%	31.1%	34.1%
Parliament	6.3%	6.6%	0.0%
Beneficiaries	18.3%	29.5%	12.2%
Community-Based Organizations (CBOs)	24.5%	23.0%	26.8%
Foundations	1.4%	3.3%	4.9%
Faith-Based Organizations	15.4%	6.6%	4.9%
Other	0.5%	0.0%	0.0%
Don't know	1.4%	3.3%	2.4%

To what extent do you agree with the following statements about the World Bank Group's work in Uganda?

	Kampala City			Central Uganda			Other Areas		
	N	Mean	SD	N	Mean	SD	N	Mean	SD
Overall the World Bank Group currently plays a relevant role in development in Uganda	188	6.04	2.91	55	6.13	2.24	39	6.05	3.01
The World Bank Group's work is aligned with what I consider the development priorities for Uganda	177	5.85	2.45	49	5.98	2.08	36	5.81	2.35
The World Bank Group supports programs and strategies that are realistic for Uganda	179	6.16	2.49	50	6.52	1.99	36	6.44	2.46
The World Bank Group treats clients and stakeholders in Uganda with respect	176	6.22	2.82	49	6.37	2.40	39	6.33	2.77

(1-Strongly disagree, 10-Strongly agree)

B. Overall Attitudes toward the World Bank Group (continued)

To what extent is the World Bank Group an effective development partner in Uganda, in terms of each of the following?

	Kampala City			Central Uganda			Other Areas		
	N	Mean	SD	N	Mean	SD	N	Mean	SD
Responsiveness	144	5.54	2.43	39	6.28	1.76	33	5.33	2.18
Flexibility (in terms of the World Bank Group's products and services)	165	5.11	2.06	48	5.90	1.84	36	5.14	2.15
Flexibility (in terms of changing country circumstances)	164	4.82	2.60	41	5.56	2.62	35	4.91	2.93
Being inclusive	164	5.87	2.47	47	6.17	2.27	36	5.72	2.50
Openness (sharing data and other information)	175	5.84	2.80	48	6.29	2.54	35	6.17	2.75
Staff accessibility	171	5.04	2.58	50	5.20	2.58	35	5.34	2.51
Straightforwardness and honesty	166	5.92	2.55	45	6.33	2.17	35	5.54	2.20
Ease of access to the people at the World Bank Group who are making decisions important to my work	173	5.54	2.63	51	5.47	2.91	36	5.06	2.68
Collaboration with groups outside of the Government	151	5.65	2.29	44	6.16	1.92	34	5.00	2.73
Collaboration with the Government	171	7.91	1.93	44	7.70	2.08	35	7.89	1.49
Collaboration with other donors	156	7.76	1.99	46	7.33	1.92	34	7.35	2.13
The speed in which it gets things accomplished on the ground	171	5.32	2.55	51	5.84	2.38	37	6.11	2.87
Being a long-term partner	172	8.24	1.90	53	8.06	1.94	32	8.22	1.77

(1-To no degree at all, 10-To a very significant degree)

To be a more effective development partner in Uganda, do you believe that the World Bank Group should have...?

Percentage of Respondents	Kampala City	Central Uganda	Other Areas
More local presence	70.5%	71.4%	82.4%
The current level of local presence is adequate	17.5%	25.0%	17.6%
Less local presence	7.1%	1.8%	-
Don't know	4.9%	1.8%	-

When World Bank Group assisted reform efforts fail or are slow to take place, which of the following would you attribute this to? (Choose no more than TWO)

Percentage of Respondents (Responses Combined)	Kampala City	Central Uganda	Other Areas
The World Bank Group does not do adequate follow through/follow-up	11.9%	15.3%	10.0%
There is not an adequate level of citizen/civil society participation	38.1%	30.5%	42.5%
The World Bank Group is not sensitive enough to political/social realities on the ground	26.2%	27.1%	25.0%
Lack of/inadequate levels of capacity in Government	7.9%	8.5%	0.0%
High levels of corruption in the country	46.0%	52.5%	42.5%
Poor donor coordination	4.5%	5.1%	5.0%
The World Bank Group works too slowly	4.5%	0.0%	5.0%
The Government works inefficiently	15.8%	23.7%	7.5%
Political pressures and obstacles	12.4%	15.3%	10.0%
Reforms are not well thought out in light of country challenges*	26.7%	13.6%	47.5%
Other	1.0%	0.0%	5.0%

*Significantly different between locations

C. World Bank Group's Effectiveness and Results

In your opinion, how IMPORTANT is it for the World Bank Group to be involved in the following areas of development in Uganda? (1-Not important at all, 10-Very important)

	Kampala City			Central Uganda			Other Areas		
	N	Mean	SD	N	Mean	SD	N	Mean	SD
Anti-corruption	191	8.21	2.18	56	8.66	1.86	35	8.34	1.55
Information and communications technology	174	7.02	2.49	49	7.59	1.98	33	7.64	1.98
Transport*	179	8.59	1.58	55	7.96	1.61	35	8.49	1.42
Crime and violence	176	5.57	2.17	50	5.86	2.35	32	5.59	1.66
Law and justice	192	7.30	2.15	57	7.72	2.19	34	7.12	2.03
Urban development	178	7.84	1.96	55	7.40	2.23	35	8.43	1.50
Environmental sustainability	191	7.81	1.97	54	7.91	2.20	34	7.94	1.50
Regulatory framework*	175	6.52	2.44	49	7.31	2.27	33	7.30	2.10
Communicable/non-communicable diseases	169	7.16	2.42	44	7.25	2.40	31	7.68	1.97
Poverty reduction	188	8.38	1.97	58	8.19	2.02	36	8.61	1.64
Gender equity	183	6.48	2.41	52	6.79	2.36	34	6.79	2.58
Domestic private sector development	177	6.64	2.45	48	7.21	2.20	32	7.13	2.15
Foreign direct investment	185	8.19	1.64	52	7.94	1.92	33	8.03	1.67
Water and sanitation	186	7.85	1.85	54	7.59	1.88	35	7.97	2.01
Trade and exports	181	7.21	2.57	53	7.51	2.36	35	7.40	2.40
Economic growth	191	8.50	1.57	57	8.35	1.71	35	8.63	1.42
Energy*	178	8.65	1.46	55	7.98	1.84	33	8.39	1.35
Disaster management	190	7.11	2.18	56	7.20	1.93	35	7.57	1.80
Public sector governance/reform	186	8.10	1.92	54	8.44	1.84	33	7.97	1.53
Job creation/employment	190	8.01	1.91	57	8.02	1.89	35	8.14	1.63
Financial markets	178	6.88	2.64	54	7.28	2.21	35	7.49	2.11
Equality of opportunity	175	6.41	2.50	53	6.40	2.36	35	7.14	2.03
Health*	185	8.16	1.90	56	7.52	2.30	35	8.49	1.67
Rural development	191	7.96	1.65	56	7.96	1.93	35	8.20	1.51
Global/regional integration	182	6.93	2.06	53	6.87	1.94	35	7.11	1.45
Food security	171	7.70	1.75	54	7.50	2.00	36	8.03	1.21
Education	186	8.29	1.84	55	8.35	1.77	35	8.66	1.26
Social protection*	173	6.29	2.53	53	6.53	2.02	33	7.42	2.05
Climate change	184	7.08	2.18	52	6.77	2.33	35	7.54	1.72
Agricultural development	187	8.45	1.85	56	8.36	1.91	36	8.72	1.09
Sustainable and transparent development of the oil and gas sector	186	8.03	2.07	53	8.08	2.07	35	8.66	1.16

*Significantly different between locations

C. World Bank Group Effectiveness and Results (continued)

How EFFECTIVE do you believe the World Bank is in terms of the work it does in the following areas of development in Uganda? (1-Not effective at all, 10-Very effective)

	Kampala City			Central Uganda			Other Areas		
	N	Mean	SD	N	Mean	SD	N	Mean	SD
Anti-corruption	146	5.04	2.47	45	5.42	2.28	31	5.74	2.72
Information and communications technology	145	5.59	2.29	39	6.33	1.72	30	5.43	2.33
Transport	160	7.58	1.80	44	7.55	1.39	31	7.35	1.87
Crime and violence	123	4.22	1.98	36	4.89	2.12	26	4.65	2.23
Law and justice	127	5.34	1.85	44	5.75	1.71	27	5.78	1.97
Urban development	150	6.41	2.11	43	6.70	1.75	31	6.65	2.09
Environmental sustainability	140	6.53	2.22	43	6.09	2.14	28	6.75	2.12
Regulatory framework	133	7.10	2.13	40	6.48	1.95	27	7.11	2.19
Communicable/non-communicable diseases	138	6.33	2.25	40	6.18	2.33	28	6.21	2.53
Poverty reduction	165	6.41	2.53	47	6.96	1.96	30	6.50	2.50
Gender equity	142	5.45	2.05	41	5.73	2.03	30	5.80	2.12
Domestic private sector development	147	5.47	1.93	42	6.07	1.72	27	5.30	2.00
Foreign direct investment	158	6.85	2.20	43	7.63	1.13	30	6.63	2.14
Water and sanitation	158	6.94	2.05	44	6.45	1.95	31	6.42	2.38
Trade and exports	141	6.40	1.87	44	6.48	1.92	29	6.31	2.07
Economic growth	154	7.81	1.83	42	7.67	1.43	31	7.87	1.63
Energy	151	7.54	1.70	41	7.51	1.47	31	7.45	1.43
Disaster management	120	5.43	2.29	36	5.89	2.32	29	5.72	2.15
Public sector governance/reform	159	6.23	2.49	44	7.07	1.95	31	6.35	2.33
Job creation/employment	161	5.50	2.59	47	6.13	2.33	31	5.52	2.54
Financial markets	131	5.91	2.17	39	6.54	1.82	25	5.96	2.01
Equality of opportunity	126	5.15	2.02	40	5.60	1.53	29	5.14	2.15
Health	173	7.06	1.96	49	6.76	2.05	35	6.46	2.11
Rural development	151	6.03	1.91	45	5.84	2.09	29	5.97	2.20
Global/regional integration	122	6.16	1.52	37	6.38	1.48	27	6.07	2.02
Food security	154	6.20	2.24	44	5.98	2.13	31	6.03	2.20
Education	170	7.35	1.72	47	7.53	1.57	36	7.25	1.83
Social protection	135	5.79	2.28	40	5.38	2.03	31	5.87	2.31
Climate change	147	5.97	2.25	43	5.30	1.81	31	5.61	2.25
Agricultural development	170	6.42	2.08	47	5.94	1.95	31	6.42	2.25
Sustainable and transparent development of the oil and gas sector	143	5.37	2.23	40	5.85	2.12	31	5.77	1.94

*Significantly different between locations

Where are the World Bank Group's decisions made primarily that support the program in Uganda?

Percentage of Respondents	Kampala City	Central Uganda	Other Areas
At the Headquarters (in Washington D.C.)	24.0%	29.3%	28.9%
In the country	16.7%	25.9%	13.2%
Don't know	59.4%	44.8%	57.9%

C. World Bank Group Effectiveness and Results (continued)

	Kampala City			Central Uganda			Other Areas		
	N	Mean	SD	N	Mean	SD	N	Mean	SD
To what extent does the World Bank Group's work help to achieve development results in Uganda?	185	5.78	2.51	53	6.34	1.62	36	5.50	2.51

(1-To no degree at all, 10-To a very significant degree)

To what extent do you agree with the following statements about the World Bank Group in Uganda?

	Kampala City			Central Uganda			Other Areas		
	N	Mean	SD	N	Mean	SD	N	Mean	SD
The World Bank Group's financial instruments meet the needs of Uganda	179	5.97	2.51	54	5.67	1.89	36	6.19	2.56
The World Bank Group meets Uganda's needs for knowledge services	169	5.70	2.70	53	5.81	2.64	34	5.85	2.87

(1-Strongly disagree, 10-Strongly agree)

	Kampala City			Central Uganda			Other Areas		
	N	Mean	SD	N	Mean	SD	N	Mean	SD
To what extent do you believe the World Bank Group's internal evaluation mechanisms hold the institution accountable for achieving results in Uganda?	145	6.10	2.47	47	5.91	2.18	32	5.69	2.10

(1-To no degree at all, 10-To a very significant degree)

D. The World Bank Group's Knowledge Work and Activities

How frequently do you consult World Bank Group's knowledge work and activities in the work you do?

Percentage of Respondents	Kampala City	Central Uganda	Other Areas
Weekly	.5%	-	-
Monthly	16.6%	11.5%	10.0%
A few times a year	38.5%	45.9%	45.0%
Rarely	25.4%	21.3%	20.0%
Never	19.0%	21.3%	25.0%

In Uganda, to what extent do you believe that the World Bank Group's knowledge work and activities:

	Kampala City			Central Uganda			Other Areas		
	N	Mean	SD	N	Mean	SD	N	Mean	SD
Are timely	172	5.84	2.34	50	6.02	1.82	36	6.17	2.44
Include appropriate level of stakeholder involvement during preparation*	146	6.48	2.26	44	5.32	1.71	33	6.09	2.42
Are relevant to Uganda's development priorities	174	7.03	2.56	49	6.94	2.34	34	6.59	2.54
Lead to practical solutions	162	5.54	2.64	49	5.39	2.18	34	5.29	2.85
Are accessible (well written and easy to understand)	168	6.07	2.91	47	6.30	2.69	36	6.56	2.76
Are source of relevant information on global good practices*	170	7.65	2.30	47	7.36	2.19	36	6.58	2.75
Enhance your knowledge and/or skills	169	6.51	2.84	47	6.60	2.69	36	6.31	2.81
Are adequately disseminated	153	4.92	2.88	50	5.70	2.94	32	5.13	2.72
Are translated enough into local language*	154	3.27	2.06	43	4.12	2.14	36	3.94	2.55
Are adaptable to Uganda's specific development challenges and country circumstances	174	5.20	2.60	48	5.50	2.06	36	5.11	2.44

(1-To no degree at all, 10-To a very significant degree) *Significantly different between locations

D. The World Bank Group's Knowledge Work and Activities (continued)

	Kampala City			Central Uganda			Other Areas		
	N	Mean	SD	N	Mean	SD	N	Mean	SD
Overall, how significant a contribution do you believe the World Bank Group's knowledge work and activities make to development results in your country?	184	6.11	2.44	52	6.00	1.85	36	5.86	2.18
Overall, how would you rate the technical quality of the World Bank Group's knowledge work and activities?	182	7.77	1.94	50	7.24	2.01	36	7.69	1.82

(1-Not significant at all, 10-Very significant; 1-Very low technical quality, 10-Very high technical quality)

E. Working with the World Bank Group

To what extent does each of the following aspects of the World Bank Group's technical assistance/advisory work contribute to solving Uganda's development challenges? (1-To no degree at all, 10-To a very significant degree)

	Kampala City			Central Uganda			Other Areas		
	N	Mean	SD	N	Mean	SD	N	Mean	SD
Conceptualization (understanding and framing the problem)	162	5.98	2.65	47	6.00	1.93	36	5.64	2.47
Design (appraising and planning the solutions)	173	6.86	2.10	49	6.47	1.89	36	6.14	2.03
Implementation (executing, carrying out, monitoring and making appropriate adjustments)	179	5.83	2.33	50	6.00	1.81	39	5.67	2.06
Evaluation (assessing the impact and results)	180	5.64	2.63	51	6.31	2.04	36	5.25	2.40

To what extent do you agree/disagree with the following statements? (1-Strongly disagree, 10-Strongly agree)

	Kampala City			Central Uganda			Other Areas		
	N	Mean	SD	N	Mean	SD	N	Mean	SD
The World Bank Group disburses funds promptly	150	5.99	2.76	41	6.22	2.37	37	6.11	2.44
The World Bank Group effectively monitors and evaluates the projects and programs it supports	175	6.39	2.68	48	6.46	1.99	36	5.81	2.44
The World Bank Group's approvals and reviews are done in a timely fashion	164	6.34	2.54	48	6.33	2.36	36	6.86	2.32
The World Bank Group's "Safeguard Policy" requirements are reasonable	137	7.18	2.13	40	7.05	1.65	34	7.00	2.30
The World Bank Group's conditions on its lending are reasonable	167	5.40	2.68	45	6.18	1.84	36	5.17	2.75
The World Bank Group takes decisions quickly in Uganda	170	4.86	2.52	49	5.65	2.11	36	5.22	2.50
Working with the World Bank Group increases Uganda's institutional capacity	165	6.28	2.77	47	6.91	1.69	34	5.94	2.45
The World Bank Group ensures consistency and continuity through staff changes	147	5.88	2.46	45	6.44	1.90	34	6.24	2.20
Where country systems are adequate, the World Bank Group makes appropriate use of them	148	7.13	2.25	41	7.22	1.85	38	6.82	2.28
The World Bank Group provides effective implementation support	177	6.25	2.44	52	6.23	2.11	36	5.89	2.27

Which of the following best describes the way the World Bank Group operates in Uganda?

Percentage of Respondents	Kampala City	Central Uganda	Other Areas
The World Bank Group takes too much risk in Uganda	1.0%	-	2.5%
The World Bank Group does not take enough risk in Uganda	17.3%	27.6%	22.5%
The World Bank Group's approach to risk is appropriate	21.8%	22.4%	30.0%
Don't know	54.5%	39.7%	42.5%
Prefer not to answer	5.4%	10.3%	2.5%

F. The Future Role of the World Bank Group in Uganda

Which of the following SHOULD the World Bank Group do to make itself of greater value in Uganda?
(Choose no more than TWO)

Percentage of Respondents (Responses Combined)	Kampala City	Central Uganda	Other Areas
Provide more adequate data/knowledge/statistics/figures on Uganda's economy	12.7%	6.6%	7.3%
Collaborate more effectively with Government clients	11.2%	8.2%	22.0%
Offer more innovative financial products	18.0%	21.3%	14.6%
Improve the competitiveness of its financing compared to markets	20.5%	14.8%	24.4%
Reach out more to groups outside of Government	35.6%	44.3%	43.9%
Improve the quality of its experts as related to Uganda's specific challenges	11.2%	23.0%	12.2%
Offer more innovative knowledge services	10.2%	11.5%	0.0%
Ensure greater selectivity in its work*	11.2%	1.6%	17.1%
Increase the level of capacity development in the country*	22.0%	31.1%	2.4%
Reduce the complexity of obtaining World Bank Group financing	28.3%	16.4%	31.7%
Work faster	6.8%	1.6%	4.9%
Other	2.0%	4.9%	0.0%

*Significantly different between locations

When considering the combination of services that the World Bank Group offers in Uganda, and taking into account its limited level of resources, which ONE of the following do you believe the World Bank Group should offer more of in Uganda?

Percentage of Respondents	Kampala City	Central Uganda	Other Areas
Financial services	29.4%	31.7%	30.8%
Knowledge products	14.9%	30.0%	12.8%
Convening services	22.9%	15.0%	25.6%
None of the above	7.0%	1.7%	5.1%
The combination is appropriate for Uganda	20.9%	18.3%	25.6%

Please identify two areas related to sustainable development of the oil and gas sector in Uganda, where greater support from the World Bank Group would be most valuable. (Choose no more than TWO)

Percentage of Respondents (Responses Combined)	Kampala City	Central Uganda	Other Areas
Support in mitigation of macro-economic risks*	26.4%	16.9%	40.0%
Support efforts to ensure participation of civil society and citizens	23.6%	20.3%	37.5%
Technical aspects related to the sector	13.5%	18.6%	10.0%
Support in monitoring of operations	23.1%	25.4%	25.0%
Advisory role in contract negotiations	16.3%	16.9%	7.5%
Support in management of foreign exchange and revenues	13.0%	3.4%	15.0%
Support in governance, anti-corruption, access to information and transparency related to overall management of oil and gas resources	43.8%	49.2%	30.0%
Support in improving quality of public expenditures	14.4%	25.4%	12.5%
Other	0.0%	0.0%	0.0%
Don't know	6.3%	8.5%	0.0%

*Significantly different between locations

F. The Future Role of the World Bank Group in Uganda (continued)

Would you like to see more, less, or just about the same level of World Bank Group involvement in the sustainable development of the oil and gas sector in Uganda?

Percentage of Respondents	Kampala City	Central Uganda	Other Areas
More	61.5%	66.0%	67.5%
Just about the same	29.7%	28.3%	27.5%
Less	1.5%	-	-
Don't know	7.2%	5.7%	5.0%

G. Communication and Information Sharing

How do you get most of your information about economic and social development issues in Uganda?
(Choose no more than TWO)

Percentage of Respondents (Responses Combined)	Kampala City	Central Uganda	Other Areas
Local newspapers	58.9%	50.0%	65.9%
International newspapers	5.0%	0.0%	7.3%
Local radio	20.8%	26.7%	36.6%
International radio*	0.0%	0.0%	7.3%
Local television	36.6%	41.7%	31.7%
International television	5.0%	8.3%	0.0%
Periodicals	7.4%	1.7%	2.4%
Internet	41.1%	41.7%	24.4%
Social media (e.g., Facebook, Twitter, YouTube, Flickr)	5.9%	11.7%	4.9%
Blogs*	0.0%	0.0%	7.3%
Mobile phones*	1.5%	6.7%	0.0%
Instant messaging	0.5%	0.0%	0.0%
Other	2.5%	0.0%	0.0%

*Significantly different between locations

How would you prefer to receive information from the World Bank Group? (Choose no more than TWO)

Percentage of Respondents (Responses Combined)	Kampala City	Central Uganda	Other Areas
Blogs*	5.9%	3.3%	19.5%
Direct contact with World Bank Group	6.3%	6.6%	17.1%
e-Newsletters	34.6%	31.1%	17.1%
Instant messaging*	7.8%	21.3%	2.4%
World Bank Group's seminars/workshops/conferences	27.3%	19.7%	22.0%
World Bank Group's publications and other written materials*	34.1%	26.2%	12.2%
Mobile phones*	18.0%	32.8%	48.8%
Social media (e.g., Facebook, Twitter, YouTube, Flickr)	27.8%	21.3%	31.7%
World Bank Group's website	17.6%	18.0%	9.8%
Other	1.5%	3.3%	2.4%

*Significantly different between locations

Are you aware of the World Bank's Access to Information Policy under which the Bank will now disclose any information in its possession that is not a list of exceptions?*

Percentage of Respondents	Kampala City	Central Uganda	Other Areas
Yes	29.1%	49.1%	52.8%
No	70.9%	50.9%	47.2%

*Significantly different between locations

G. Communication and Information Sharing (continued)

Have you requested information from the World Bank Group on its activities in the past year?*

Percentage of Respondents	Kampala City	Central Uganda	Other Areas
Yes	29.0%	50.0%	20.0%
No	71.0%	50.0%	80.0%

*Significantly different between locations

Were you able to obtain this information?

Percentage of Respondents	Kampala City	Central Uganda	Other Areas
Yes	89.8%	93.5%	77.8%
No	10.2%	6.5%	22.2%

Do you have access to the Internet?

Percentage of Respondents	Kampala City	Central Uganda	Other Areas
Yes	93.5%	96.7%	86.1%
No	6.5%	3.3%	13.9%

Do you use/have used the World Bank Group website?

Percentage of Respondents	Kampala City	Central Uganda	Other Areas
Yes	74.5%	74.1%	67.6%
No	25.5%	25.9%	32.4%

Which do you primarily use?

Percentage of Respondents	Kampala City	Central Uganda	Other Areas
The World Bank Group's country website	37.2%	39.2%	51.4%
The World Bank Group's main website	62.8%	60.8%	48.6%

Which Internet connection do you use primarily when visiting a World Bank Group website?

Percentage of Respondents	Kampala City	Central Uganda	Other Areas
High speed	70.2%	86.0%	70.0%
Dial-up	29.8%	14.0%	30.0%

Please rate how much you agree with the following statements. (1-Strongly disagree, 10-Strongly agree)

	Kampala City			Central Uganda			Other Areas		
	N	Mean	SD	N	Mean	SD	N	Mean	SD
I use/consult World Bank Group's data more often than I did a few years ago.	185	5.87	2.83	52	5.27	2.72	31	5.29	2.57
I find the World Bank Group's websites easy to navigate.*	170	7.16	2.27	48	6.10	2.03	33	5.33	1.88
I find the information on the World Bank Group's websites useful.*	159	7.40	2.12	47	6.89	2.32	32	5.38	2.45
The World Bank Group's social media channels are valuable sources of information about the institution.	160	6.54	3.25	53	7.04	2.86	36	6.97	2.37
When I need information from the World Bank Group I know how to find it.	185	6.99	2.95	53	6.17	2.74	35	5.97	2.96
The World Bank Group is responsive to my information requests and inquiries.	168	6.34	3.29	47	6.17	2.90	39	6.44	3.18

*Significantly different between locations

H. Background Information

Which of the following agencies of the World Bank Group do you work with in Uganda? (Select all that apply)

Percentage of Respondents (Responses Combined)	Kampala City	Central Uganda	Other Areas
The World Bank (IBRD/IDA)*	45.2%	38.6%	17.9%
The International Finance Corporation (IFC)	6.4%	7.0%	7.7%
The Multilateral Investment Guarantee Agency (MIGA)	2.1%	0.0%	2.6%
None*	52.7%	57.9%	76.9%

*Significantly different between locations

Which of the following describes most of your exposure to the World Bank Group in Uganda? (Choose no more than TWO)

Percentage of Respondents (Responses Combined)	Kampala City	Central Uganda	Other Areas
Observer (i.e., follow in media, discuss in informal conversations, etc.)	44.1%	58.8%	55.0%
Use World Bank Group reports/data	30.6%	27.5%	22.5%
Engage in World Bank Group related/sponsored events/activities	13.4%	5.9%	5.0%
Collaborate as part of my professional duties*	32.8%	17.6%	17.5%
Use World Bank Group website for information, data, research, etc.	23.1%	25.5%	27.5%

*Significantly different between locations

Appendix D: Responses to All Questions across Collaborators

Collaborators N=121 ● Non-Collaborators N=186

A. General Issues Facing Uganda

In general, how would you say that Uganda is headed in...?*

Percentage of Respondents	Collaborators	Non-Collaborators
The right direction	50.4%	43.4%
The wrong direction	31.1%	25.3%
Not sure	18.5%	31.3%

**Significantly different between collaborators and non-collaborators*

Listed below are a number of development priorities in Uganda. Please identify which of the following you consider the most important development priorities in Uganda. (Choose no more than THREE)

Percentage of Respondents (Responses Combined)	Collaborators	Non-Collaborators
Social protection	6.8%	4.5%
Transport	11.9%	12.8%
Public sector governance/reform	12.7%	14.0%
Global/regional integration	0.0%	0.0%
Gender equity	2.5%	5.6%
Domestic private sector development	2.5%	0.6%
Foreign direct investment	4.2%	7.3%
Water and sanitation	8.5%	11.2%
Anti-corruption	30.5%	32.4%
Job creation/employment	21.2%	19.6%
Rural development	7.6%	7.8%
Financial markets*	0.0%	3.4%
Urban development*	0.0%	3.4%
Environmental sustainability	0.0%	1.1%
Equality of opportunity	0.0%	2.2%
Health	22.0%	26.3%
Education	34.7%	34.6%
Poverty reduction*	33.1%	19.6%
Energy	25.4%	22.9%
Food security	4.2%	2.2%
Climate change	0.0%	0.0%
Agricultural development	16.1%	10.6%
Trade and exports	7.6%	6.1%
Crime and violence	1.7%	1.1%
Economic growth	29.7%	33.0%
Law and justice	0.0%	1.1%
Regulatory framework	0.0%	0.0%
Communicable/non-communicable diseases	0.0%	0.0%
Sustainable and transparent development of the oil and gas sector	13.6%	8.4%
Disaster management	0.0%	0.0%
Information and communications technology	3.4%	8.4%

**Significantly different between collaborators and non-collaborators*

A. General Issues Facing Uganda (continued)

Poverty reduction is a broad term that encompasses work in many different areas. Which **THREE** areas of development listed below do you believe would contribute most to reducing poverty in Uganda? (Choose no more than **THREE**)

Percentage of Respondents (Responses Combined)	Collaborators	Non-Collaborators
Water and sanitation	4.2%	3.2%
Equality of opportunity	7.5%	6.5%
Economic growth*	32.5%	16.8%
Climate change	0.0%	1.1%
Global/regional integration	0.8%	0.0%
Gender equity	7.5%	11.4%
Rural development	34.2%	25.4%
Urban development	4.2%	3.8%
Regulatory framework	0.0%	0.0%
Social protection	0.0%	2.2%
Law and justice	0.8%	1.6%
Transport*	25.8%	10.8%
Crime and violence	0.0%	0.0%
Communicable/non-communicable diseases	0.8%	3.2%
Information and communications technology*	0.0%	5.9%
Anti-corruption	23.3%	25.9%
Domestic private sector development*	15.0%	4.9%
Foreign direct investment*	0.0%	3.8%
Education	30.0%	30.8%
Energy	10.8%	13.5%
Public sector governance/reform	8.3%	10.8%
Sustainable and transparent development of the oil and gas sector	5.0%	5.9%
Environmental sustainability	4.2%	5.9%
Disaster management	0.8%	0.5%
Health	18.3%	22.7%
Agricultural development	33.3%	39.5%
Job creation/employment	24.2%	24.3%
Financial markets*	0.0%	4.3%
Trade and exports	8.3%	9.7%
Food security*	0.0%	3.8%

*Significantly different between collaborators and non-collaborators

A. General Issues Facing Uganda (continued)

Economic growth can be driven by a number of factors. Which THREE areas below do you believe would contribute most to generating economic growth in Uganda? (Choose no more than THREE)

Percentage of Respondents (Responses Combined)	Collaborators	Non-Collaborators
Energy*	47.1%	30.3%
Gender equity	3.3%	3.8%
Equality of opportunity	0.8%	3.2%
Social protection	0.0%	2.7%
Global/regional integration	5.8%	6.5%
Climate change	0.0%	0.0%
Anti-corruption	19.8%	15.7%
Disaster management	0.0%	0.0%
Rural development	15.7%	15.7%
Foreign direct investment	9.1%	11.4%
Urban development	0.0%	0.0%
Water and sanitation	2.5%	7.0%
Education*	43.8%	27.6%
Information and communications technology	4.1%	7.0%
Regulatory framework	7.4%	8.1%
Communicable/non-communicable diseases	0.0%	0.0%
Trade and exports*	14.9%	24.9%
Public sector governance/reform	10.7%	9.2%
Domestic private sector development	5.8%	7.0%
Job creation/employment	21.5%	24.3%
Agricultural development	46.3%	43.8%
Food security	5.8%	11.9%
Transport	19.8%	14.6%
Sustainable and transparent development of the oil and gas sector	5.8%	3.2%
Environmental sustainability	0.8%	1.1%
Health	5.8%	8.1%
Law and justice	0.0%	0.0%
Crime and violence	0.0%	0.0%
Financial markets*	2.5%	9.2%

*Significantly different between collaborators and non-collaborators

A. General Issues Facing Uganda (continued)

When thinking about the idea of 'shared prosperity' in your country, which of the following TWO best illustrate how this would be achieved in Uganda? (Choose no more than TWO)

Percentage of Respondents (Responses Combined)	Collaborators	Non-Collaborators
Better employment opportunities for young people	33.9%	37.4%
Better employment opportunities for women	15.7%	11.7%
Greater access to micro-finance for the poor	20.0%	13.5%
Greater voice and participation for citizens to help ensure greater accountability	14.8%	20.5%
Greater access to health and nutrition for citizens	3.5%	2.9%
Greater access to social services for citizens across Uganda	14.8%	18.1%
Better entrepreneurial opportunities (i.e., to start small and medium sized businesses)	22.6%	17.5%
A growing middle class	3.5%	5.8%
Better opportunity for the poor who live in rural areas	7.0%	7.0%
Better opportunity for the poor who live in urban areas	0.9%	1.8%
Consistent economic growth	28.7%	21.6%
More reliable social safety net	2.6%	0.6%
Greater equity of fiscal policy*	2.6%	0.0%
Education and training that better ensure job opportunity	20.0%	27.5%
Better quality public services	7.8%	8.8%
Other	1.7%	2.3%

*Significantly different between collaborators and non-collaborators

B. Overall Attitudes toward the World Bank Group

Currently, do you professionally collaborate/work with the World Bank Group in your country?	Yes			No		
	N	Mean	SD	N	Mean	SD
How familiar are you with the work of the World Bank Group in Uganda?*	117	7.03	2.52	180	6.11	2.75

(1-Not familiar at all, 10-Extremely familiar) *Significantly different between collaborators and non-collaborators

Currently, do you professionally collaborate/work with the World Bank Group in your country?	Yes			No		
	N	Mean	SD	N	Mean	SD
Overall, please rate your impression of the World Bank Group's effectiveness in Uganda.	113	6.42	2.34	156	6.02	2.17

(1-Not effective at all, 10-Very effective)

Currently, do you professionally collaborate/work with the World Bank Group in your country?	Yes			No		
	N	Mean	SD	N	Mean	SD
To what extent do you believe the World Bank Group's staff is well prepared to help Uganda solve its most complicated development challenges?*	113	7.11	2.11	164	6.52	2.04

(1-To no degree at all, 10-To a very significant degree) *Significantly different between collaborators and non-collaborators

B. Overall Attitudes toward the World Bank Group (continued)

When thinking about how the World Bank Group can have the most impact on development results in Uganda, in which sectoral areas do you believe the World Bank Group should focus most of its resources (financial and knowledge services) in Uganda? (Choose no more than THREE)

Percentage of Respondents (Responses Combined)	Collaborators	Non-Collaborators
Social protection	0.0%	0.5%
Public sector governance/reform	11.6%	13.4%
Transport*	23.1%	14.0%
Poverty reduction	39.7%	37.6%
Global/regional integration	4.1%	1.6%
Gender equity	4.1%	9.7%
Crime and violence	0.8%	3.2%
Domestic private sector development	5.0%	1.6%
Rural development	14.9%	14.5%
Foreign direct investment	5.8%	4.8%
Water and sanitation	0.8%	1.1%
Energy*	34.7%	19.9%
Job creation/employment	8.3%	15.1%
Financial markets*	0.8%	5.9%
Urban development*	0.8%	8.1%
Environmental sustainability	0.8%	0.0%
Equality of opportunity	0.0%	2.7%
Health	24.8%	23.1%
Education*	46.3%	34.9%
Food security	0.0%	2.2%
Climate change	5.8%	3.2%
Agricultural development	21.5%	28.5%
Trade and exports	11.6%	10.2%
Economic growth	2.5%	6.5%
Law and justice	0.0%	0.5%
Regulatory framework	8.3%	11.3%
Communicable/non-communicable diseases	0.0%	0.0%
Sustainable and transparent development of the oil and gas sector	6.6%	4.8%
Anti-corruption	11.6%	18.3%
Information and communications technology	2.5%	1.6%
Disaster management	0.0%	0.0%

*Significantly different between collaborators and non-collaborators

B. Overall Attitudes toward the World Bank Group (continued)

When thinking about the World Bank Group's role, which activity do you believe is of greatest VALUE and which activity is of second greatest value in Uganda?

Greatest Value		
Percentage of Respondents	Collaborators	Non-Collaborators
Convening/Facilitating	0.0%	0.0%
Data	0.9%	3.6%
Policy advice, studies, analyses	13.9%	10.7%
Financial resources	28.7%	35.7%
Capacity development	33.3%	39.9%
Technical assistance*	17.6%	4.2%
Mobilizing third party financial resources	0.9%	1.2%
Donor coordination	4.6%	3.0%
Linkage to non-Bank expertise	0.0%	1.8%
Other	0.0%	0.0%

*Significantly different between collaborators and non-collaborators

2 nd Greatest Value		
Percentage of Respondents	Collaborators	Non-Collaborators
Convening/Facilitating	13.0%	18.5%
Data	0.9%	2.4%
Policy advice, studies, analyses	9.3%	9.5%
Financial resources*	23.1%	11.3%
Capacity development	7.4%	11.9%
Technical assistance	9.3%	13.7%
Mobilizing third party financial resources	12.0%	8.9%
Donor coordination	6.5%	10.7%
Linkage to non-Bank expertise	18.5%	13.1%
Other	0.0%	0.0%

*Significantly different between collaborators and non-collaborators

How effectively do the World Bank Groups' activities below support Uganda's efforts to achieve development results?

Currently, do you professionally collaborate/work with the World Bank Group in your country?	Yes			No		
	N	Mean	SD	N	Mean	SD
Convening/Facilitating*	97	4.96	2.84	141	6.01	2.64
Data	100	6.98	2.38	136	6.60	2.21
Policy advice, studies, analyses	106	7.40	2.30	142	6.94	2.35
Financial resources	110	7.64	2.20	159	7.07	2.60
Technical assistance	87	6.69	2.54	129	6.03	2.52
Mobilizing third party financial resources	83	6.24	2.43	129	6.00	2.25
Donor coordination	103	6.61	2.61	144	6.43	2.65
Linkage to non-Bank expertise	71	5.80	2.15	114	5.54	2.00

(1-Not effective at all, 10-Very effective) *Significantly different between collaborators and non-collaborators

B. Overall Attitudes toward the World Bank Group (continued)

The World Bank Group can provide capacity building support in a number of ways in Uganda. To what degree would Uganda benefit, if capacity building were to support...?

Currently, do you professionally collaborate/work with the World Bank Group in your country?	Yes			No		
	N	Mean	SD	N	Mean	SD
Groups outside of government (e.g., civil society, media) to help them more effectively engage and participate in development efforts*	113	8.26	2.33	165	7.15	2.76
The public sector , related to implementation of specific development projects on the ground*	112	7.96	1.79	151	7.36	1.85
The public sector , related to changing institutions (organizations or sociopolitical conditions)*	112	7.34	2.21	160	6.60	2.08
The private sector , related to institutional and policy change	111	6.87	2.88	159	6.65	2.56

(1-To no degree at all, 10-To a very significant degree)

How EFFECTIVE do you believe the World Bank Group is in terms of the capacity building work it does in each of the following areas in Uganda?

Currently, do you professionally collaborate/work with the World Bank Group in your country?	Yes			No		
	N	Mean	SD	N	Mean	SD
Project implementation (or other organizational strengthening)	107	6.81	2.57	135	6.77	2.37
Citizen engagement (incorporating citizens' voices into development)	102	5.36	2.52	139	5.50	2.14
Policy design (for clarity and better incentives to achieve development goals)	95	6.99	2.07	129	6.70	1.90

(1-Not effective at all, 10-Very effective)

When thinking about how to improve capacity building in Uganda to help ensure better development results, looking forward, how IMPORTANT is it for the World Bank Group to be involved in the following aspects of capacity building?

Currently, do you professionally collaborate/work with the World Bank Group in your country?	Yes			No		
	N	Mean	SD	N	Mean	SD
Project implementation (or other organizational strengthening)*	111	8.41	1.86	143	7.55	2.31
Citizen engagement (incorporating citizens' voices into development)	99	7.73	2.47	143	7.27	2.26
Policy design (for clarity and better incentives to achieve development goals)*	107	8.23	1.99	139	7.60	2.15

(1-Not important at all, 10-Very important)

B. Overall Attitudes toward the World Bank Group (continued)

Which of the following do you identify as the World Bank Group's greatest WEAKNESSES in its work in Uganda? (Choose no more than TWO)

Percentage of Respondents (Responses Combined)	Collaborators	Non-Collaborators
Staff too inaccessible	8.5%	12.8%
Not exploring alternative policy options	16.1%	13.3%
Not adequately sensitive to political/social realities in Uganda	11.9%	9.4%
Not enough public disclosure of its work	16.9%	17.8%
Arrogant in its approach	14.4%	7.8%
Not aligned with country priorities	1.7%	5.6%
The credibility of its knowledge/data	3.4%	2.8%
World Bank Group's processes too complex*	1.7%	10.6%
Not willing to honestly criticize policies and reform efforts in the country	4.2%	3.3%
Too influenced by developed countries	31.4%	29.4%
Imposing technocratic solutions without regard to political realities	0.0%	0.6%
World Bank Group's processes too slow*	4.2%	14.4%
Too bureaucratic in its operational policies and procedures*	22.9%	9.4%
Not aligned with other donors' work	7.6%	5.6%
Not collaborating enough with non-state actors	12.7%	16.1%
Not client focused	0.8%	0.0%
Other*	11.0%	2.8%
Don't know*	4.2%	13.3%

*Significantly different between collaborators and non-collaborators

Which World Bank Group's instruments do you believe are the MOST effective in reducing poverty in Uganda? (Choose no more than TWO)

Percentage of Respondents (Responses Combined)	Collaborators	Non-Collaborators
Capacity development	38.3%	46.4%
Policy based lending / budget support to the Government	28.3%	22.4%
Knowledge products/services	10.8%	9.3%
Investment lending	62.5%	56.8%
Technical assistance	14.2%	18.6%
Trust Fund management	15.8%	14.2%
Other	1.7%	1.1%
Don't know	2.5%	5.5%

B. Overall Attitudes toward the World Bank Group (continued)

In addition to the regular relations with the national government as its main interlocutor, which TWO of the following groups should the World Bank Group collaborate with more in your country to ensure better development results there? (Choose no more than TWO)

Percentage of Respondents (Responses Combined)	Collaborators	Non-Collaborators
Academia/Think Tanks/Research Institutes	37.2%	27.0%
Donor Community*	6.6%	15.1%
Media	14.9%	18.9%
NGOs*	14.9%	27.6%
Local Government	20.7%	13.0%
Private Sector	33.9%	34.6%
Parliament	5.0%	5.4%
Beneficiaries	16.5%	20.0%
Community-Based Organizations (CBOs)	28.1%	21.6%
Foundations	0.8%	3.2%
Faith-Based Organizations*	17.4%	8.1%
Other	0.8%	0.0%
Don't know	1.7%	2.2%

To what extent do you agree with the following statements about the World Bank Group's work in Uganda?

Currently, do you professionally collaborate/work with the World Bank Group in your country?	Yes			No		
	N	Mean	SD	N	Mean	SD
Overall the World Bank Group currently plays a relevant role in development in Uganda	117	6.07	2.99	161	6.11	2.65
The World Bank Group's work is aligned with what I consider the development priorities for Uganda	112	6.07	2.53	146	5.88	2.15
The World Bank Group supports programs and strategies that are realistic for Uganda	113	6.63	2.58	148	6.14	2.17
The World Bank Group treats clients and stakeholders in Uganda with respect	112	6.54	2.99	150	6.10	2.48

(1-Strongly disagree, 10-Strongly agree)

B. Overall Attitudes toward the World Bank Group (continued)

To what extent is the World Bank Group an effective development partner in Uganda, in terms of each of the following?

Currently, do you professionally collaborate/work with the World Bank Group in your country?	Yes			No		
	N	Mean	SD	N	Mean	SD
Responsiveness	99	5.42	2.34	121	5.80	2.30
Flexibility (in terms of the World Bank Group's products and services)	114	5.11	2.20	136	5.43	1.94
Flexibility (in terms of changing country circumstances)*	99	4.30	2.56	137	5.54	2.66
Being inclusive	107	5.96	2.65	139	5.92	2.21
Openness (sharing data and other information)	115	5.89	2.84	141	6.14	2.55
Staff accessibility	114	5.02	2.64	138	5.34	2.41
Straightforwardness and honesty	110	5.76	2.62	135	6.23	2.23
Ease of access to the people at the World Bank Group who are making decisions important to my work	116	5.09	2.88	143	5.68	2.47
Collaboration with groups outside of the Government	101	5.72	2.63	128	5.62	2.12
Collaboration with the Government*	110	8.37	1.56	135	7.65	1.96
Collaboration with other donors*	104	8.01	2.03	133	7.35	1.92
The speed in which it gets things accomplished on the ground*	115	5.05	2.68	143	6.00	2.39
Being a long-term partner*	114	8.56	1.66	138	7.96	2.01

(1-To no degree at all, 10-To a very significant degree) *Significantly different between collaborators and non-collaborators

To be a more effective development partner in Uganda, do you believe that the World Bank Group should have...?

Percentage of Respondents	Collaborators	Non-Collaborators
More local presence	73.4%	69.2%
The current level of local presence is adequate	22.0%	18.9%
Less local presence	4.6%	5.7%
Don't know		6.3%

When World Bank Group assisted reform efforts fail or are slow to take place, which of the following would you attribute this to? (Choose no more than TWO)

Percentage of Respondents (Responses Combined)	Collaborators	Non-Collaborators
The World Bank Group does not do adequate follow through/follow-up	8.4%	12.9%
There is not an adequate level of citizen/civil society participation	45.4%	34.3%
The World Bank Group is not sensitive enough to political/social realities on the ground	23.5%	27.5%
Lack of/inadequate levels of capacity in Government	5.9%	8.4%
High levels of corruption in the country*	55.5%	39.3%
Poor donor coordination*	1.7%	7.3%
The World Bank Group works too slowly	3.4%	3.9%
The Government works inefficiently	18.5%	15.2%
Political pressures and obstacles	7.6%	14.0%
Reforms are not well thought out in light of country challenges	27.7%	27.5%
Other	0.0%	2.2%

*Significantly different between collaborators and non-collaborators

C. World Bank Group's Effectiveness and Results

In your opinion, how IMPORTANT is it for the World Bank Group to be involved in the following areas of development in Uganda? (1-Not important at all, 10-Very important)

Currently, do you professionally collaborate/work with the World Bank Group in your country?	Yes			No		
	N	Mean	SD	N	Mean	SD
Anti-corruption*	114	8.67	1.74	163	8.09	2.25
Information and communications technology	103	7.23	2.47	152	7.21	2.24
Transport	110	8.67	1.47	158	8.30	1.62
Crime and violence	103	5.61	2.34	152	5.68	2.05
Law and justice	115	7.43	2.29	164	7.38	2.02
Urban development	110	8.09	1.88	157	7.66	2.07
Environmental sustainability*	115	8.34	1.75	160	7.44	2.05
Regulatory framework	105	6.65	2.64	149	6.83	2.26
Communicable/non-communicable diseases	98	7.33	2.35	143	7.30	2.37
Poverty reduction*	117	8.65	1.76	161	8.07	2.11
Gender equity*	108	5.93	2.64	157	6.96	2.19
Domestic private sector development	102	6.70	2.58	150	6.89	2.23
Foreign direct investment	114	8.17	1.86	151	8.00	1.74
Water and sanitation*	114	8.17	1.71	157	7.59	1.95
Trade and exports*	113	6.84	2.88	152	7.57	2.16
Economic growth*	117	8.76	1.44	162	8.24	1.67
Energy*	111	8.80	1.33	151	8.28	1.61
Disaster management	114	7.13	2.40	163	7.25	1.93
Public sector governance/reform*	114	8.46	1.65	155	8.02	1.94
Job creation/employment	115	8.14	1.97	163	7.85	1.81
Financial markets*	111	6.49	2.83	152	7.33	2.15
Equality of opportunity*	105	5.80	2.67	156	6.90	2.12
Health	114	8.32	1.92	158	7.92	2.05
Rural development*	115	8.31	1.61	163	7.75	1.73
Global/regional integration	109	6.73	2.06	156	7.07	1.87
Food security	111	7.90	1.67	150	7.47	1.87
Education	114	8.45	1.81	158	8.21	1.91
Social protection*	104	6.05	2.71	149	6.78	2.11
Climate change	111	7.33	2.19	158	6.82	2.30
Agricultural development*	115	8.79	1.57	160	8.16	1.94
Sustainable and transparent development of the oil and gas sector*	113	8.59	1.67	156	7.83	2.13

*Significantly different between collaborators and non-collaborators

C. World Bank Group Effectiveness and Results (continued)

How EFFECTIVE do you believe the World Bank is in terms of the work it does in the following areas of development in Uganda? (1-Not effective at all, 10-Very effective)

Currently, do you professionally collaborate/work with the World Bank Group in your country?	Yes			No		
	N	Mean	SD	N	Mean	SD
Anti-corruption*	101	4.58	2.39	121	5.66	2.49
Information and communications technology	100	5.59	2.47	115	5.82	2.01
Transport*	104	7.88	1.83	129	7.36	1.62
Crime and violence*	81	3.65	1.71	105	4.96	2.13
Law and justice*	84	5.02	1.54	115	5.78	2.03
Urban development	103	6.74	2.14	123	6.33	1.96
Environmental sustainability	98	6.57	2.33	117	6.38	2.05
Regulatory framework	92	7.18	2.31	109	6.83	1.93
Communicable/non-communicable diseases	90	6.31	2.49	120	6.31	2.17
Poverty reduction	103	6.33	2.69	137	6.64	2.28
Gender equity	94	5.32	2.18	119	5.77	1.99
Domestic private sector development	91	5.26	1.94	125	5.77	1.87
Foreign direct investment	99	6.75	2.24	131	7.18	1.91
Water and sanitation	108	6.98	2.09	125	6.59	2.11
Trade and exports	91	6.33	1.87	125	6.46	1.95
Economic growth*	101	8.09	1.70	127	7.54	1.74
Energy*	102	7.81	1.64	120	7.39	1.48
Disaster management	78	5.33	2.39	111	5.71	2.22
Public sector governance/reform	106	6.21	2.66	129	6.50	2.19
Job creation/employment	103	5.40	2.84	134	5.77	2.30
Financial markets	80	5.78	2.27	114	6.33	1.93
Equality of opportunity*	86	4.92	1.92	112	5.50	1.92
Health*	110	7.23	2.06	145	6.70	1.96
Rural development	93	5.82	2.05	133	6.06	1.97
Global/regional integration	74	6.27	1.46	111	6.20	1.67
Food security	102	6.43	2.38	127	5.92	2.08
Education	111	7.60	1.62	140	7.20	1.70
Social protection	92	5.83	2.40	117	5.61	2.07
Climate change	99	6.02	2.28	126	5.60	2.09
Agricultural development	107	6.33	2.18	139	6.37	2.02
Sustainable and transparent development of the oil and gas sector	96	5.23	2.36	121	5.64	2.03

*Significantly different between collaborators and non-collaborators

Where are the World Bank Group's decisions made primarily that support the program in Uganda?

Percentage of Respondents	Collaborators	Non-Collaborators
At the Headquarters (in Washington D.C.)	26.5%	24.6%
In the country	19.5%	18.1%
Don't know	54.0%	57.3%

C. World Bank Group Effectiveness and Results (continued)

Currently, do you professionally collaborate/work with the World Bank Group in your country?	Yes			No		
	N	Mean	SD	N	Mean	SD
To what extent does the World Bank Group's work help to achieve development results in Uganda?	115	5.75	2.56	157	6.01	2.26

(1-To no degree at all, 10-To a very significant degree)

To what extent do you agree with the following statements about the World Bank Group in Uganda?

Currently, do you professionally collaborate/work with the World Bank Group in your country?	Yes			No		
	N	Mean	SD	N	Mean	SD
The World Bank Group's financial instruments meet the needs of Uganda*	115	6.50	2.43	150	5.68	2.24
The World Bank Group meets Uganda's needs for knowledge services	108	5.69	2.97	146	5.91	2.48

(1-Strongly disagree, 10-Strongly agree) *Significantly different between collaborators and non-collaborators

Currently, do you professionally collaborate/work with the World Bank Group in your country?	Yes			No		
	N	Mean	SD	N	Mean	SD
To what extent do you believe the World Bank Group's internal evaluation mechanisms hold the institution accountable for achieving results in Uganda?	95	5.68	2.71	129	6.28	2.10

(1-To no degree at all, 10-To a very significant degree)

D. The World Bank Group's Knowledge Work and Activities

How frequently do you consult World Bank Group's knowledge work and activities in the work you do?*

Percentage of Respondents	Collaborators	Non-Collaborators
Weekly	.8%	
Monthly	22.3%	10.5%
A few times a year	51.2%	36.5%
Rarely	13.2%	27.6%
Never	12.4%	25.4%

*Significantly different between collaborators and non-collaborators

D. The World Bank Group's Knowledge Work and Activities (continued)

In Uganda, to what extent do you believe that the World Bank Group's knowledge work and activities:

Currently, do you professionally collaborate/work with the World Bank Group in your country?	Yes			No		
	N	Mean	SD	N	Mean	SD
Are timely	108	5.88	2.38	148	6.05	2.13
Include appropriate level of stakeholder involvement during preparation*	104	6.72	2.15	122	5.68	2.18
Are relevant to Uganda's development priorities*	109	7.42	2.45	146	6.53	2.50
Lead to practical solutions	112	5.17	2.68	131	5.78	2.50
Are accessible (well written and easy to understand)	109	6.27	2.92	140	6.01	2.74
Are source of relevant information on global good practices*	110	7.85	2.12	141	7.04	2.51
Enhance your knowledge and/or skills*	110	6.96	2.85	140	6.08	2.77
Are adequately disseminated	107	4.99	2.95	126	5.38	2.81
Are translated enough into local language	97	3.29	2.06	132	3.78	2.25
Are adaptable to Uganda's specific development challenges and country circumstances	111	5.23	2.51	145	5.24	2.43

(1-To no degree at all, 10-To a very significant degree) *Significantly different between collaborators and non-collaborators

Currently, do you professionally collaborate/work with the World Bank Group in your country?	Yes			No		
	N	Mean	SD	N	Mean	SD
Overall, how significant a contribution do you believe the World Bank Group's knowledge work and activities make to development results in your country?	113	6.11	2.60	155	6.15	2.08
Overall, how would you rate the technical quality of the World Bank Group's knowledge work and activities?	113	7.93	1.81	153	7.50	1.95

(1-Not significant at all, 10-Very significant; 1-Very low technical quality, 10-Very high technical quality)

E. Working with the World Bank Group

To what extent does each of the following aspects of the World Bank Group's technical assistance/advisory work contribute to solving Uganda's development challenges? (1-To no degree at all, 10-To a very significant degree)

Currently, do you professionally collaborate/work with the World Bank Group in your country?	Yes			No		
	N	Mean	SD	N	Mean	SD
Conceptualization (understanding and framing the problem)	105	5.92	2.76	145	5.97	2.33
Design (appraising and planning the solutions)*	111	7.20	1.96	149	6.33	2.08
Implementation (executing, carrying out, monitoring and making appropriate adjustments)	108	5.74	2.44	159	5.88	2.03
Evaluation (assessing the impact and results)	111	5.74	2.68	155	5.80	2.35

*Significantly different between collaborators and non-collaborators

E. Working with the World Bank Group (continued)

To what extent do you agree/disagree with the following statements? (1-Strongly disagree, 10-Strongly agree)

Currently, do you professionally collaborate/work with the World Bank Group in your country?	Yes			No		
	N	Mean	SD	N	Mean	SD
The World Bank Group disburses funds promptly	99	5.69	2.82	128	6.28	2.54
The World Bank Group effectively monitors and evaluates the projects and programs it supports	110	6.36	2.77	148	6.40	2.36
The World Bank Group's approvals and reviews are done in a timely fashion	108	6.56	2.75	139	6.42	2.21
The World Bank Group's "Safeguard Policy" requirements are reasonable*	90	7.50	1.90	119	6.92	2.15
The World Bank Group's conditions on its lending are reasonable	107	5.46	2.71	140	5.48	2.46
The World Bank Group takes decisions quickly in Uganda	111	5.10	2.60	143	5.10	2.38
Working with the World Bank Group increases Uganda's institutional capacity	107	6.34	2.89	138	6.37	2.31
The World Bank Group ensures consistency and continuity through staff changes	100	5.86	2.57	128	6.23	2.10
Where country systems are adequate, the World Bank Group makes appropriate use of them*	98	7.49	2.23	134	6.81	2.10
The World Bank Group provides effective implementation support*	114	6.62	2.40	150	6.05	2.22

*Significantly different between collaborators and non-collaborators

Which of the following best describes the way the World Bank Group operates in Uganda?

Percentage of Respondents	Collaborators	Non-Collaborators
The World Bank Group takes too much risk in Uganda	.9%	1.1%
The World Bank Group does not take enough risk in Uganda	13.8%	23.3%
The World Bank Group's approach to risk is appropriate	33.6%	16.7%
Don't know	46.6%	51.1%
Prefer not to answer	5.2%	7.8%

F. The Future Role of the World Bank Group in Uganda

Which of the following SHOULD the World Bank Group do to make itself of greater value in Uganda? (Choose no more than TWO)

Percentage of Respondents (Responses Combined)	Collaborators	Non-Collaborators
Provide more adequate data/knowledge/statistics/figures on Uganda's economy	11.6%	8.8%
Collaborate more effectively with Government clients	10.7%	14.3%
Offer more innovative financial products	17.4%	17.0%
Improve the competitiveness of its financing compared to markets	18.2%	20.9%
Reach out more to groups outside of Government*	50.4%	29.7%
Improve the quality of its experts as related to Uganda's specific challenges*	6.6%	19.2%
Offer more innovative knowledge services	6.6%	9.9%
Ensure greater selectivity in its work	6.6%	12.6%
Increase the level of capacity development in the country	24.8%	20.3%
Reduce the complexity of obtaining World Bank Group financing	24.0%	28.0%
Work faster*	10.7%	2.2%
Other	0.8%	3.8%

*Significantly different between collaborators and non-collaborators

F. The Future Role of the World Bank Group in Uganda (continued)

When considering the combination of services that the World Bank Group offers in Uganda, and taking into account its limited level of resources, which ONE of the following do you believe the World Bank Group should offer more of in Uganda?

Percentage of Respondents	Collaborators	Non-Collaborators
Financial services	28.8%	28.7%
Knowledge products	23.7%	14.9%
Convening services	14.4%	27.6%
None of the above	11.0%	2.2%
The combination is appropriate for Uganda	21.2%	20.4%

Please identify two areas related to sustainable development of the oil and gas sector in Uganda, where greater support from the World Bank Group would be most valuable. (Choose no more than TWO)

Percentage of Respondents (Responses Combined)	Collaborators	Non-Collaborators
Support in mitigation of macro-economic risks	24.4%	28.8%
Support efforts to ensure participation of civil society and citizens	26.9%	23.9%
Technical aspects related to the sector*	9.2%	17.4%
Support in monitoring of operations	20.2%	27.7%
Advisory role in contract negotiations*	20.2%	10.9%
Support in management of foreign exchange and revenues	14.3%	9.8%
Support in governance, anti-corruption, access to information and transparency related to overall management of oil and gas resources	42.9%	42.4%
Support in improving quality of public expenditures	21.0%	13.0%
Other	0.0%	0.0%
Don't know*	1.7%	7.6%

*Significantly different between collaborators and non-collaborators

Would you like to see more, less, or just about the same level of World Bank Group involvement in the sustainable development of the oil and gas sector in Uganda?

Percentage of Respondents	Collaborators	Non-Collaborators
More	52.3%	71.0%
Just about the same	42.3%	21.0%
Less	1.8%	.6%
Don't know	3.6%	7.4%

G. Communication and Information Sharing

How do you get most of your information about economic and social development issues in Uganda?
(Choose no more than TWO)

Percentage of Respondents (Responses Combined)	Collaborators	Non-Collaborators
Local newspapers	56.8%	61.3%
International newspapers	6.8%	3.3%
Local radio*	12.7%	29.8%
International radio	0.0%	1.7%
Local television*	28.8%	40.9%
International television	5.1%	4.4%
Periodicals*	11.9%	1.7%
Internet*	49.2%	32.6%
Social media (e.g., Facebook, Twitter, YouTube, Flickr)	7.6%	5.5%
Blogs	0.0%	1.7%
Mobile phones	0.8%	3.9%
Instant messaging	0.8%	0.0%
Other	2.5%	1.1%

*Significantly different between collaborators and non-collaborators

How would you prefer to receive information from the World Bank Group? (Choose no more than TWO)

Percentage of Respondents (Responses Combined)	Collaborators	Non-Collaborators
Blogs*	0.8%	11.5%
Direct contact with World Bank Group	9.9%	7.7%
e-Newsletters	36.4%	28.6%
Instant messaging*	5.8%	13.2%
World Bank Group's seminars/workshops/conferences	25.6%	25.8%
World Bank Group's publications and other written materials	35.5%	25.3%
Mobile phones*	11.6%	34.1%
Social media (e.g., Facebook, Twitter, YouTube, Flickr)	24.8%	26.4%
World Bank Group's website*	26.4%	10.4%
Other*	4.1%	0.5%

*Significantly different between collaborators and non-collaborators

Are you aware of the World Bank's Access to Information Policy under which the Bank will now disclose any information in its possession that is not a list of exceptions?

Percentage of Respondents	Collaborators	Non-Collaborators
Yes	36.5%	37.9%
No	63.5%	62.1%

Have you requested information from the World Bank Group on its activities in the past year?*

Percentage of Respondents	Collaborators	Non-Collaborators
Yes	42.7%	28.1%
No	57.3%	71.9%

*Significantly different between collaborators and non-collaborators

Were you able to obtain this information?

Percentage of Respondents	Collaborators	Non-Collaborators
Yes	85.7%	94.3%
No	14.3%	5.7%

G. Communication and Information Sharing (continued)

Do you have access to the Internet?

Percentage of Respondents	Collaborators	Non-Collaborators
Yes	94.0%	96.0%
No	6.0%	4.0%

Do you use/have used the World Bank Group website?*

Percentage of Respondents	Collaborators	Non-Collaborators
Yes	87.6%	69.6%
No	12.4%	30.4%

*Significantly different between collaborators and non-collaborators

Which do you primarily use?*

Percentage of Respondents	Collaborators	Non-Collaborators
The World Bank Group's country website	29.6%	49.4%
The World Bank Group's main website	70.4%	50.6%

*Significantly different between collaborators and non-collaborators

Which Internet connection do you use primarily when visiting a World Bank Group website?

Percentage of Respondents	Collaborators	Non-Collaborators
High speed	78.4%	69.7%
Dial-up	21.6%	30.3%

Please rate how much you agree with the following statements. (1-Strongly disagree, 10-Strongly agree)

Currently, do you professionally collaborate/work with the World Bank Group in your country?	Yes			No		
	N	Mean	SD	N	Mean	SD
I use/consult World Bank Group's data more often than I did a few years ago.*	113	6.83	2.45	151	4.78	2.68
I find the World Bank Group's websites easy to navigate.*	112	7.44	1.71	136	6.08	2.45
I find the information on the World Bank Group's websites useful.*	111	7.65	2.01	124	6.39	2.29
The World Bank Group's social media channels are valuable sources of information about the institution.	92	6.47	3.23	150	6.72	2.87
When I need information from the World Bank Group I know how to find it.*	119	7.45	2.54	152	5.99	3.07
The World Bank Group is responsive to my information requests and inquiries.	109	6.54	3.24	142	6.02	3.08

*Significantly different between collaborators and non-collaborators

H. Background Information

Which of the following agencies of the World Bank Group do you work with in Uganda? (Select all that apply)

Percentage of Respondents (Responses Combined)	Collaborators	Non-Collaborators
The World Bank (IBRD/IDA)*	81.0%	10.1%
The International Finance Corporation (IFC)*	14.0%	1.8%
The Multilateral Investment Guarantee Agency (MIGA)*	4.1%	0.6%
None*	14.9%	88.1%

*Significantly different between collaborators and non-collaborators

Which of the following describes most of your exposure to the World Bank Group in Uganda? (Choose no more than TWO)

Percentage of Respondents (Responses Combined)	Collaborators	Non-Collaborators
Observer (i.e., follow in media, discuss in informal conversations, etc.)*	18.3%	70.4%
Use World Bank Group reports/data*	45.0%	17.6%
Engage in World Bank Group related/sponsored events/activities*	19.2%	5.7%
Collaborate as part of my professional duties*	43.3%	13.2%
Use World Bank Group website for information, data, research, etc.	20.0%	28.9%

*Significantly different between collaborators and non-collaborators

Appendix E: Responses to Questions across Country Surveys¹

FY04 N=53 ● FY08 N=306 ● FY14 N=326

B. Overall Attitudes toward the World Bank Group

	FY04			FY08			FY14		
	N	Mean	SD	N	Mean	SD	N	Mean	SD
How familiar are you with the work of the World Bank Group in Uganda? **	53	7.72	1.47	303	6.69	2.01	316	6.34	2.75

(1-Not familiar at all, 10-Extremely familiar) **Significantly different FY14 and FY04 country surveys

	FY04			FY08			FY14		
	N	Mean	SD	N	Mean	SD	N	Mean	SD
Overall, please rate your impression of the World Bank Group's effectiveness in Uganda. **	53	7.09	1.54	287	6.29	1.87	287	6.05	2.31

(1-Not effective at all, 10-Very effective) **Significantly different FY14 and FY04 country surveys

To what extent do you agree with the following statements about the World Bank Group's work in Uganda?

	FY04			FY08			FY14		
	N	Mean	SD	N	Mean	SD	N	Mean	SD
Overall the World Bank Group currently plays a relevant role in development in Uganda* **	52	7.85	2.09	300	7.44	2.18	295	6.07	2.76
The World Bank Group's work is aligned with what I consider the development priorities for Uganda* **	53	7.00	2.40	296	6.50	2.29	275	5.89	2.33
The World Bank Group supports programs and strategies that are realistic for Uganda				292	5.96	2.31	278	6.29	2.37
The World Bank Group treats clients and stakeholders in Uganda with respect* **	52	7.23	2.37	272	6.72	2.40	276	6.24	2.70

(1-Strongly disagree, 10-Strongly agree)

*Significantly different FY14 and FY08 country surveys **Significantly different FY14 and FY04 country surveys

To what extent is the World Bank Group an effective development partner in Uganda, in terms of each of the following?

	FY04			FY08			FY14		
	N	Mean	SD	N	Mean	SD	N	Mean	SD
Staff accessibility* **	53	7.28	2.47	274	6.24	2.69	269	5.08	2.55
Straightforwardness and honesty* **	53	7.20	2.33	272	6.91	2.75	259	5.93	2.44

(1-To no degree at all, 10-To a very significant degree)

Note the response scales for these questions in FY04 and FY08 were converted from a 5-pt to 10-pt scale for comparison with FY14.

*Significantly different FY14 and FY08 country surveys **Significantly different FY14 and FY04 country surveys

¹ Only those questions with similar response scales/options could be compared.

C. World Bank Group's Effectiveness and Results

In your opinion, how IMPORTANT is it for the World Bank Group to be involved in the following areas of development in Uganda? (1-Not important at all, 10-Very important)

	FY04			FY08			FY14		
	N	Mean	SD	N	Mean	SD	N	Mean	SD
Anti-corruption*				286	8.94	1.95	295	8.37	2.03
Law and justice**	49	8.30	1.87	285	7.63	2.56	297	7.38	2.14
Environmental sustainability* **	51	8.72	1.87	288	8.41	2.00	293	7.82	1.96
Regulatory framework* **	51	8.99	1.70	286	8.27	1.87	270	6.75	2.39
Poverty reduction* **	53	9.36	1.61	297	9.36	1.58	296	8.38	1.96
Gender equity* **	53	8.26	2.40	288	7.52	2.28	283	6.55	2.39
Domestic private sector development* **	53	8.98	1.63	293	8.72	1.74	270	6.77	2.39
Economic growth* **	53	9.32	1.63	283	9.33	1.40	297	8.48	1.57
Financial markets* **	52	9.22	1.54	290	9.02	1.53	281	7.08	2.48
Health* **	51	9.38	1.20	283	9.09	1.61	290	8.06	2.00
Global/regional integration*				289	8.41	1.88	283	6.88	1.99
Education* **	52	9.35	1.36	287	9.11	1.61	290	8.31	1.83
Social protection* **	48	8.45	2.08	279	7.54	2.35	270	6.49	2.38
Climate change*				285	8.18	2.24	285	7.02	2.22
Agricultural development* **	51	9.03	1.81	286	9.15	1.50	293	8.46	1.81

Note the response scales for these questions in FY04 and FY08 were converted from a 5-pt to 10-pt scale for comparison with FY14.

*Significantly different FY14 and FY08 country surveys **Significantly different FY14 and FY04 country surveys

How EFFECTIVE do you believe the World Bank is in terms of the work it does in the following areas of development in Uganda? (1-Not effective at all, 10-Very effective)

	FY04			FY08			FY14		
	N	Mean	SD	N	Mean	SD	N	Mean	SD
Anti-corruption*				275	5.66	2.61	234	5.15	2.44
Law and justice	47	5.74	1.95	254	5.63	2.40	211	5.43	1.86
Environmental sustainability	44	6.01	2.37	268	6.12	2.08	222	6.41	2.19
Regulatory framework	50	6.58	2.14	257	6.64	2.09	207	6.98	2.10
Poverty reduction	51	6.51	2.08	287	6.28	2.17	255	6.52	2.43
Gender equity*	46	5.89	2.24	266	6.08	2.35	225	5.56	2.05
Domestic private sector development* **	50	6.31	2.44	278	6.45	2.12	228	5.55	1.88
Economic growth* **	51	6.96	2.15	270	7.09	1.85	238	7.76	1.74
Financial markets* **	50	6.94	1.86	272	7.25	2.11	206	6.06	2.08
Health*	47	6.70	1.87	273	6.56	2.11	270	6.91	2.00
Global/regional integration				264	6.15	2.40	197	6.22	1.56
Education*	47	7.08	1.99	272	6.96	2.16	266	7.34	1.71
Social protection	41	5.12	2.61	252	5.52	2.22	216	5.67	2.22
Climate change*				257	5.32	2.57	232	5.77	2.18
Agricultural development**	52	5.50	2.36	270	6.34	2.10	261	6.28	2.06

Note the response scales for these questions in FY04 and FY08 were converted from a 5-pt to 10-pt scale for comparison with FY14.

*Significantly different FY14 and FY08 country surveys **Significantly different FY14 and FY04 country surveys

D. The World Bank Group's Knowledge Work and Activities

In Uganda, to what extent do you believe that the World Bank Group's knowledge work and activities:

	FY04			FY08			FY14		
	N	Mean	SD	N	Mean	SD	N	Mean	SD
Are source of relevant information on global good practices	53	7.58	2.57	277	7.47	2.32	266	7.45	2.37
Are adaptable to Uganda's specific development challenges and country circumstances* **	52	6.58	2.11	277	6.31	2.20	271	5.22	2.43

(1-To no degree at all, 10-To a very significant degree)

Note the response scales for these questions in FY04 and FY08 were converted from a 5-pt to 10-pt scale for comparison with FY14.

*Significantly different FY14 and FY08 country surveys **Significantly different FY14 and FY04 country surveys

E. Working with the World Bank Group

To what extent do you agree/disagree with the following statements? (1-Strongly disagree, 10-Strongly agree)

	FY04			FY08			FY14		
	N	Mean	SD	N	Mean	SD	N	Mean	SD
The World Bank Group disburses funds promptly**	37	7.46	1.59	165	6.27	2.57	236	6.04	2.64
The World Bank Group effectively monitors and evaluates the projects and programs it supports* **	37	7.70	1.71	169	7.02	2.13	272	6.31	2.51
The World Bank Group's conditions on its lending are reasonable*				161	6.19	2.58	261	5.52	2.53
Working with the World Bank Group increases Uganda's institutional capacity* **	37	7.57	2.17	168	7.15	2.10	259	6.40	2.52

*Significantly different FY14 and FY08 country surveys **Significantly different FY14 and FY04 country surveys

G. Communication and Information Sharing

Do you have access to the Internet?*

Percentage of Respondents	FY04	FY08	FY14
Yes	-	98.0%	92.9%
No	-	2.0%	7.1%

*Significantly different FY14 and FY08 country surveys

Do you use/have used the World Bank Group website?

Percentage of Respondents	FY04	FY08	FY14
Yes	-	75.2%	73.8%
No	-	24.8%	26.2%

Which do you primarily use?

Percentage of Respondents	FY04	FY08	FY14
The World Bank Group's country website	-	43.3%	39.3%
The World Bank Group's main website	-	56.7%	60.7%

Appendix F: Responses to Key Questions by Respondents' Specializations/Sectors

C. World Bank Effectiveness and Results

In your opinion, how IMPORTANT is it for the World Bank Group to be involved in the following areas of development in Uganda? (1-Not important at all, 10-Very important)

	Agriculture/ rural development / food security		Education		Energy		Financial markets / banking		Gender equity / equality of opportunity		Health / communicable / non-communicable diseases		Information and comm. technology		Job creation/ employment		Law and justice / regulatory framework		Natural resource management / environmental sustainability		Public sector governance / public financial mgmt. / anti-corruption		Social protection		Transport		Water and sanitation		Generalist		Other	
	N	Mean	N	Mean	N	Mean	N	Mean	N	Mean	N	Mean	N	Mean	N	Mean	N	Mean	N	Mean	N	Mean	N	Mean	N	Mean	N	Mean	N	Mean	N	Mean
Anti-corruption*	29	7.66	68	8.18	7	9.00	5	8.80	2	10.00	9	8.67	32	7.53	3	8.67	14	9.50	18	7.89	29	8.21	4	10.00	8	9.25	12	9.50	19	8.95	28	8.43
Information and comm. technology*	20	7.10	64	6.83	9	9.11	5	9.00	2	10.00	10	8.60	27	6.19	2	9.00	12	3.92	17	7.35	29	7.52			7	8.57	11	7.09	18	7.94	27	7.81
Transport*	21	8.67	63	8.24	9	8.33	5	6.40	2	10.00	10	8.70	29	7.66	3	8.67	15	9.47	18	8.22	29	8.10	4	8.50	8	9.50	12	8.50	18	8.28	28	9.43
Crime and violence*	27	5.74	66	5.59	9	6.22	5	4.40	2	5.00	9	3.89	31	5.65	3	5.67	12	3.25	17	5.65	29	5.93			7	6.43	12	8.67	17	5.65	18	6.06
Law and justice*	28	7.50	68	6.97	9	8.56	5	9.60	2	5.00	10	4.70	32	6.09	3	7.33	15	9.40	18	7.11	29	7.41	4	9.25	8	8.50	12	9.25	18	7.61	28	7.64
Urban development*	21	7.90	64	7.78	9	7.56	5	6.80	2	6.00	10	6.70	29	6.76	3	8.67	15	9.27	17	8.41	29	7.48	4	10.00	6	8.67	12	8.33	18	7.56	28	8.14
Environmental sustainability*	29	6.86	67	7.72	9	8.00	5	8.20	2	10.00	10	7.50	32	7.25	3	5.33	15	9.27	17	7.35	29	7.72	1	10.00	8	8.50	12	9.58	18	8.50	28	7.61
Regulatory framework*	27	6.63	61	6.16	7	9.00	3	10.00			9	8.00	32	6.53	2	3.00	11	3.36	15	6.73	29	6.79	3	9.00	7	6.57	12	7.25	17	7.82	27	7.81
Communicable/non-comm. diseases*	27	5.74	58	7.66	6	8.33	4	6.25	2	10.00	9	7.89	28	6.21	2	10.00	14	9.36	13	6.23	27	5.89	1	10.00	2	7.50	12	8.42	17	7.53	27	8.67
Poverty reduction*	30	8.23	68	8.79	9	7.00	5	6.40			10	7.90	32	7.28	3	8.00	15	9.07	18	8.00	29	7.90	4	8.50	8	9.25	12	9.08	17	8.94	28	8.93
Gender equity*	29	6.79	66	5.86	9	6.33	4	4.50	2	10.00	10	5.10	30	6.67	3	3.67	12	3.67	15	6.93	29	6.03	3	9.00	7	5.86	12	9.00	17	8.41	27	8.15
Domestic private sector development*	25	6.96	64	6.30	7	6.29	4	9.00	2	10.00	9	7.44	32	6.81	2	6.00	11	2.82	15	6.87	25	6.40	3	8.00	6	7.00	12	8.42	18	8.06	27	7.59
Foreign direct investment*	26	8.42	66	7.82	6	8.17	5	5.20	2	10.00	9	8.44	32	8.13	2	3.00	14	9.50	17	8.35	29	7.86	1	10.00	8	7.75	12	7.58	18	8.78	28	7.96
Water and sanitation*	28	7.11	66	7.70	9	6.56	4	9.00	2	10.00	10	8.10	32	7.19	2	9.00	15	9.07	15	8.00	29	7.07	4	8.50	8	8.63	12	9.75	18	7.61	27	8.52
Trade and exports*	28	7.89	67	6.99	9	7.00	4	4.50	2	10.00	10	8.30	32	7.13	2	10.00	15	3.47	15	8.13	25	7.68	4	7.00	8	8.13	12	8.67	17	8.29	27	7.37
Economic growth*	30	8.50	69	8.59	9	8.22	5	8.20	2	10.00	10	8.70	32	8.00	3	7.00	15	9.73	17	8.06	29	7.66	2	9.50	8	9.25	12	8.83	18	8.83	28	8.61
Energy*	28	8.46	67	7.78	9	7.33	5	9.00	2	8.00	10	8.30	25	8.56	2	9.00	15	9.47	18	8.33	23	8.35	4	8.50	8	9.25	12	9.08	17	8.00	27	9.63
Disaster management*	28	7.36	68	7.18	9	6.67	5	6.60	2	9.00	9	6.78	32	6.72	2	10.00	15	9.33	18	7.17	29	5.97	4	8.50	8	7.63	12	8.50	18	6.67	28	7.68
Public sector governance/reform*	25	6.96	68	8.00	8	8.00	4	9.75	2	10.00	10	8.30	32	7.09	2	10.00	15	9.13	15	8.00	29	8.45	4	9.25	8	7.00	12	9.58	18	7.44	27	9.15
Job creation/ employment*	29	7.83	66	8.24	9	8.00	5	6.40	2	10.00	10	8.50	32	6.94	3	9.33	15	9.20	18	7.22	29	7.93	4	8.50	8	7.00	12	9.25	18	8.94	28	7.89
Financial markets*	28	8.39	66	6.92	9	7.89	5	5.60	2	10.00	10	8.40	31	6.68	2	5.00	15	3.27	18	7.06	21	6.86	4	6.25	8	5.88	10	7.10	17	8.53	27	7.56
Equality of opportunity*	21	6.62	66	6.17	4	5.50	5	4.20	2	10.00	9	8.44	28	6.21	2	7.00	14	2.71	18	6.17	27	6.26	4	6.25	8	5.25	12	9.17	18	8.39	28	7.79
Health*	24	7.67	66	7.98	9	5.44	5	8.80	2	9.00	10	8.90	31	7.94	3	8.67	15	8.80	18	7.00	29	6.93	4	9.25	8	8.88	12	9.58	18	8.67	28	9.00
Rural development*	28	8.43	68	7.74	9	6.44	5	9.20	2	8.00	10	8.00	32	7.81	2	6.00	15	8.80	18	7.22	29	7.45	4	9.25	8	7.75	12	9.17	18	7.94	28	8.54
Global/regional integration*	29	5.48	63	6.89	7	5.43	5	5.40	2	9.00	9	7.11	32	6.22	3	5.33	14	9.21	17	7.06	25	6.08	4	8.50	8	7.13	12	7.58	17	8.29	28	7.75
Food security*	17	7.47	66	7.79	9	6.67	5	9.20	2	10.00	10	6.60	28	7.50	2	7.00	15	8.73	18	7.11	25	6.28	4	8.50	8	7.88	12	7.67	17	8.47	28	8.39
Education*	28	8.46	67	8.16	9	5.33	5	8.40	2	10.00	10	7.10	32	7.94	2	10.00	15	9.27	18	7.89	25	8.24	4	8.50	8	8.50	12	9.50	17	8.53	28	9.18
Social protection*	28	6.82	65	6.34	7	8.71	4	6.00	2	8.00	9	7.11	31	6.74	2	3.00	13	2.62	14	6.86	25	6.32	4	6.25	2	3.00	12	7.17	18	7.22	27	7.59
Climate change*	28	7.04	64	6.80	9	5.78	4	10.00	2	7.00	10	8.20	32	6.44	2	2.00	15	8.73	15	6.53	27	6.07	4	9.25	8	8.63	12	7.83	18	6.83	27	7.30
Agricultural development*	29	8.21	70	8.17	9	6.78	4	10.00	2	10.00	10	8.40	32	7.84	2	10.00	15	9.13	15	8.33	29	8.59	4	9.25	8	9.25	12	9.33	18	8.72	26	8.85
Sustainable/transparent oil & gas sector dev.*	28	7.11	68	8.01	7	9.43	4	10.00	2	10.00	9	9.11	32	7.53	2	10.00	14	9.64	15	8.20	29	8.31	4	9.25	8	9.25	12	8.67	18	8.00	27	7.56

*Significantly different between sectors

C. World Bank Effectiveness and Results (continued)

How EFFECTIVE do you believe the World Bank is in terms of the work it does in the following areas of development in Uganda? (1-Not effective at all, 10-Very effective)

	Agriculture/ rural development/ food security		Education		Energy		Financial markets / banking		Gender equity / equality of opportunity		Health / communicable /non- communicable diseases		Information and comm. technology		Job creation/ employment		Law and justice / regulatory framework		Natural resource management / environmental sustainability		Public sector governance / public financial mgmt. / anti- corruption		Social protection		Transport		Water and sanitation		Generalist		Other	
	N	Mean	N	Mean	N	Mean	N	Mean	N	Mean	N	Mean	N	Mean	N	Mean	N	Mean	N	Mean	N	Mean	N	Mean	N	Mean	N	Mean	N	Mean	N	Mean
Anti-corruption*	22	5.41	62	4.74	7	5.43	4	2.00			1	4.00	30	7.17	2	1.00	14	1.93	15	5.40	23	5.30	4	7.00	9	4.33	10	5.80	10	6.50	17	5.06
Information and comm. technology*	22	5.45	61	5.36	9	5.00	1	5.00			2	7.50	28	6.50	2	5.00	15	2.87	14	6.07	23	6.17	1	1.00	9	7.33	12	7.17	6	6.83	17	5.71
Transport*	22	6.82	62	7.05	9	7.44	1	7.00			2	7.00	30	8.00	2	7.00	15	9.07	15	6.53	23	7.00	4	8.50	9	8.33	12	9.08	15	7.40	22	7.77
Crime and violence*	22	4.73	59	4.49	6	4.67	1	5.00			2	5.50	15	3.93	2	2.00	15	2.27	14	4.71	19	4.26	4	7.00	9	4.33	7	5.14	3	5.33	16	4.69
Law and justice*	22	5.41	56	5.23	9	6.67	4	5.50			2	6.50	25	5.12	2	1.00	5	5.80	14	5.29	21	5.86	3	8.00	8	5.13	12	5.42	7	6.86	17	4.82
Urban development*	22	5.64	61	6.62	9	7.56	1	9.00			2	5.50	30	5.93	2	8.00	15	8.53	15	5.80	25	5.72	4	9.25	9	6.33	12	7.17	10	7.60	15	5.20
Environmental sustainability*	13	5.38	58	6.78	9	6.11	2	5.00			2	5.00	19	6.58	2	9.00	15	8.40	18	5.39	23	5.04	4	8.50	9	6.11	12	6.67	10	7.00	20	6.40
Regulatory framework*	14	6.29	58	6.38	9	8.44					2	7.00	26	7.65	2	6.00	14	9.14	14	5.86	19	7.11	4	7.75	3	8.00	12	6.17	10	8.00	16	6.25
Communicable/non-comm. diseases*	14	5.14	59	6.20	6	4.33	1	9.00			1	7.00	25	5.88	2	10.00	15	8.67	15	5.80	29	5.55	4	9.25	9	7.33	10	7.00	10	6.00	13	6.62
Poverty reduction*	22	5.50	61	5.66	9	6.67	2	6.50	2	10.00	2	7.00	30	6.93	2	10.00	12	3.67	18	6.67	29	7.24	3	8.00	8	8.25	12	7.42	17	8.59	21	6.05
Gender equity*	22	5.09	62	5.27	7	5.29	1	7.00			1	6.00	28	6.04	2	5.00	11	2.64	15	5.87	21	4.86	3	9.00	8	6.25	12	6.58	8	6.88	20	6.75
Domestic private sector development*	22	5.00	57	5.60	7	5.71	2	7.00	2	10.00	1	7.00	23	4.87	2	5.00	11	2.73	16	5.50	26	5.50	3	8.00	8	6.38	12	6.50	10	6.80	21	5.67
Foreign direct investment*	22	6.18	61	6.97	7	7.57	2	9.00	2	10.00	1	8.00	28	7.14			11	3.27	18	7.06	29	7.45	3	8.00	8	7.13	12	7.42	11	8.73	20	6.40
Water and sanitation*	21	5.76	62	7.19	9	5.44	4	4.75			2	7.50	31	6.55	2	10.00	15	8.67	15	6.47	25	5.44	4	8.50	9	7.44	12	8.33	10	6.70	17	6.12
Trade and exports*	20	4.80	58	6.81	9	5.67	2	7.50			2	9.00	29	6.41	2	4.00	5	6.60	17	7.18	25	5.72	3	8.00	8	6.50	9	6.44	10	7.50	21	5.81
Economic growth*	14	6.71	59	8.12	9	7.78	1	9.00	2	10.00	2	7.50	27	7.37	2	9.00	15	9.33	15	7.47	25	6.88	4	9.25	9	8.89	11	7.09	16	8.31	20	6.55
Energy*	22	6.32	62	7.61	9	8.56	1	9.00			2	8.00	28	6.79	2	8.00	15	9.20	15	6.87	19	7.32	4	9.25	9	8.11	11	7.82	8	6.75	20	7.30
Disaster management*	14	4.14	55	6.00	9	5.67	1	7.00	2	10.00	1	6.00	22	5.50	2	10.00	5	5.00	15	5.20	23	4.74	3	8.00	8	5.50	5	4.60	7	7.29	20	4.90
Public sector governance/reform*	22	7.00	62	6.34	9	8.56	1	9.00	2	10.00	2	8.00	30	5.87	2	1.00	15	3.00	15	6.00	25	6.80	4	7.00	9	6.44	12	6.83	10	7.50	20	6.10
Job creation/employment*	22	4.09	64	5.50	9	6.33	2	7.00			2	8.50	28	6.14	2	3.00	15	2.67	18	5.33	25	5.72	4	6.25	9	6.33	12	6.17	14	7.14	21	6.76
Financial markets*	19	5.16	55	6.27	6	8.83	2	5.50	2	9.00	1	7.00	22	5.59			11	3.00	16	5.06	25	6.92	3	9.00	8	6.25	5	4.60	8	8.38	18	5.67
Equality of opportunity*	12	4.92	58	5.22	6	4.83	5	5.80			1	8.00	25	5.40	2	5.00	11	2.27	18	5.33	23	4.83	3	8.00	8	4.75	4	6.50	8	7.00	17	6.35
Health*	22	5.91	63	7.03	6	4.67	5	7.40	2	10.00	8	7.00	30	6.70	2	10.00	15	8.60	18	6.33	29	5.93	4	8.50	9	7.44	12	8.00	17	7.53	23	7.04
Rural development*	22	5.09	59	6.07	9	3.89	2	8.00			2	7.00	30	6.23	2	6.00	5	5.80	18	6.22	27	5.37	3	8.00	8	6.38	12	7.42	11	6.91	23	5.74
Global/regional integration*	22	5.45	53	6.32	7	6.29	2	6.00			1	6.00	25	6.08			4	6.75	17	5.65	25	6.96	3	8.00	8	7.00	4	5.25	5	6.60	16	5.75
Food security*	21	4.52	62	6.52	9	5.00	2	6.50	2	10.00	2	5.50	29	5.90	2	10.00	15	8.47	18	6.00	23	4.91	4	8.50	9	6.78	10	5.70	11	6.91	18	5.33
Education*	22	5.55	64	7.25	9	6.11	2	8.00	2	9.00	8	7.25	30	7.13	2	7.00	15	9.20	18	7.44	25	7.08	4	9.25	9	8.22	12	8.17	16	8.00	23	7.09
Social protection*	14	4.00	60	6.32	9	4.67	1	7.00			2	7.00	24	5.33			15	8.47	18	5.61	23	4.13	4	9.25	9	4.89	5	4.40	7	5.43	21	5.71
Climate change*	14	4.57	61	6.52	9	4.33	2	6.50			2	6.00	25	4.60	2	10.00	15	8.47	18	5.28	23	4.00	4	8.50	9	6.11	12	5.58	9	5.11	21	5.86
Agricultural development*	22	4.32	63	6.33	9	4.78	2	9.00	2	10.00	2	7.50	30	6.27	2	8.00	15	8.67	18	6.61	25	5.24	4	9.25	9	6.11	12	6.08	16	6.50	23	6.65
Sustainable/transparent oil & gas sector dev.*	14	5.36	57	5.32	7	5.14	2	9.50			1	5.00	26	5.85	2	4.00	14	2.57	17	6.76	25	6.16	4	5.50	9	5.67	10	6.40	11	6.00	21	4.62

*Significantly different between sectors

In instances where more than 10% of respondents come from a specific sector, additional analyses are conducted to further examine their perceptions as opposed to those from other sectors. In the case of Uganda, there were 23% of respondents from the Education sector and 13% of respondents from the Information and communications technology sector.

Education Sector vs. Others

Education Sector N=74 ● All Others N=215

A. General Issues Facing Uganda

Listed below are a number of development priorities in Uganda. Please identify which of the following you consider the most important development priorities in Uganda. (Choose no more than THREE)

Percentage of Respondents (Responses Combined)	Education Sector	All Others
Economic growth*	49.3%	30.1%
Education	35.6%	32.5%
Poverty reduction	32.9%	22.3%
Job creation/employment	27.4%	20.4%
Health	23.3%	26.2%
Energy	21.9%	21.4%
Agricultural development	17.8%	11.7%
Anti-corruption*	16.4%	41.7%
Foreign direct investment*	13.7%	4.4%
Trade and exports	9.6%	6.3%
Water and sanitation	8.2%	7.8%
Sustainable and transparent development of the oil and gas sector	8.2%	12.1%
Information and communications technology	8.2%	6.3%
Transport	5.5%	13.6%
Public sector governance/reform*	4.1%	12.6%
Social protection	2.7%	2.9%
Domestic private sector development	2.7%	0.5%
Environmental sustainability*	2.7%	0.0%
Equality of opportunity	2.7%	2.4%
Food security	2.7%	3.4%
Gender equity	1.4%	6.3%
Rural development*	1.4%	9.7%
Financial markets	1.4%	2.4%
Global/regional integration	0.0%	0.0%
Urban development	0.0%	1.9%
Climate change	0.0%	0.0%
Crime and violence	0.0%	0.0%
Law and justice	0.0%	1.0%
Regulatory framework	0.0%	0.0%
Communicable/non-communicable diseases	0.0%	0.0%
Disaster management	0.0%	0.0%

**Significantly different between sectors*

A. General Issues Facing Uganda (continued)

Poverty reduction is a broad term that encompasses work in many different areas. Which **THREE** areas of development listed below do you believe would contribute most to reducing poverty in Uganda? (Choose no more than **THREE**)

Percentage of Respondents (Responses Combined)	Education Sector	All Others
Agricultural development*	47.3%	30.5%
Anti-corruption*	36.5%	23.5%
Economic growth*	33.8%	18.8%
Rural development	24.3%	30.5%
Job creation/employment	23.0%	29.6%
Health	21.6%	25.8%
Education*	18.9%	32.9%
Energy	14.9%	11.7%
Transport	12.2%	17.4%
Urban development*	9.5%	2.3%
Domestic private sector development	8.1%	7.5%
Public sector governance/reform	8.1%	8.0%
Trade and exports	8.1%	10.3%
Equality of opportunity	6.8%	8.5%
Disaster management*	5.4%	0.0%
Gender equity	4.1%	10.8%
Information and communications technology	4.1%	3.8%
Climate change*	2.7%	0.0%
Social protection	2.7%	0.9%
Sustainable and transparent development of the oil and gas sector	2.7%	4.7%
Water and sanitation	1.4%	4.2%
Foreign direct investment	1.4%	2.8%
Environmental sustainability	1.4%	4.2%
Financial markets	1.4%	3.3%
Global/regional integration	0.0%	0.5%
Regulatory framework	0.0%	0.0%
Law and justice	0.0%	1.9%
Crime and violence	0.0%	0.0%
Communicable/non-communicable diseases	0.0%	0.9%
Food security	0.0%	3.3%

*Significantly different between sectors

A. General Issues Facing Uganda (continued)

Economic growth can be driven by a number of factors. Which THREE areas below do you believe would contribute most to generating economic growth in Uganda? (Choose no more than THREE)

Percentage of Respondents (Responses Combined)	Education Sector	All Others
Education*	51.4%	29.4%
Agricultural development	47.3%	48.1%
Energy*	44.6%	27.6%
Trade and exports	23.0%	17.8%
Job creation/employment	20.3%	26.6%
Rural development	18.9%	16.4%
Health	14.9%	7.9%
Anti-corruption*	10.8%	23.8%
Water and sanitation*	10.8%	4.2%
Transport	9.5%	15.9%
Equality of opportunity*	8.1%	1.4%
Domestic private sector development	8.1%	6.5%
Foreign direct investment	6.8%	9.8%
Regulatory framework	6.8%	6.5%
Global/regional integration	4.1%	7.5%
Information and communications technology	4.1%	7.0%
Public sector governance/reform	4.1%	8.9%
Financial markets	2.7%	6.5%
Sustainable and transparent development of the oil and gas sector	1.4%	7.0%
Social protection	1.4%	1.9%
Food security*	1.4%	9.8%
Gender equity	0.0%	4.7%
Climate change	0.0%	0.0%
Disaster management	0.0%	0.0%
Urban development	0.0%	0.0%
Communicable/non-communicable diseases	0.0%	0.0%
Environmental sustainability	0.0%	0.9%
Law and justice	0.0%	0.0%
Crime and violence	0.0%	0.0%

*Significantly different between sectors

B. Overall Attitudes toward the World Bank Group

When thinking about how the World Bank Group can have the most impact on development results in Uganda, in which sectoral areas do you believe the World Bank Group should focus most of its resources (financial and knowledge services) in Uganda? (Choose no more than THREE)

Percentage of Respondents (Responses Combined)	Education Sector	All Others
Poverty reduction*	52.7%	32.6%
Education*	52.7%	35.8%
Energy*	44.6%	20.5%
Agricultural development	23.0%	25.6%
Health	18.9%	25.1%
Anti-corruption	18.9%	14.9%
Transport	10.8%	17.2%
Foreign direct investment	9.5%	4.2%
Public sector governance/reform	8.1%	12.6%
Rural development*	8.1%	18.6%
Gender equity	6.8%	8.4%
Job creation/employment*	6.8%	16.7%
Global/regional integration	5.4%	1.9%
Domestic private sector development	5.4%	1.9%
Trade and exports	5.4%	13.0%
Regulatory framework	4.1%	10.7%
Climate change	2.7%	5.1%
Urban development	2.7%	6.5%
Economic growth	2.7%	5.1%
Social protection	1.4%	0.0%
Financial markets	1.4%	5.1%
Equality of opportunity	1.4%	3.3%
Sustainable and transparent development of the oil and gas sector	1.4%	4.7%
Crime and violence	0.0%	3.3%
Water and sanitation	0.0%	1.4%
Environmental sustainability	0.0%	0.0%
Food security	0.0%	1.9%
Law and justice	0.0%	0.5%
Communicable/non-communicable diseases	0.0%	0.0%
Information and communications technology	0.0%	2.8%
Disaster management	0.0%	0.0%

*Significantly different between sectors

C. World Bank Group's Effectiveness and Results

In your opinion, how IMPORTANT is it for the World Bank Group to be involved in the following areas of development in Uganda? (1-Not important at all, 10-Very important)

	Education Sector			All Others		
	N	Mean	SD	N	Mean	SD
Anti-corruption	68	8.18	1.72	191	8.40	2.17
Information and communications technology	64	6.83	2.13	169	7.28	2.45
Transport	63	8.24	1.30	183	8.36	1.68
Crime and violence	66	5.59	2.18	180	5.68	2.14
Law and justice	68	6.97	2.01	193	7.49	2.05
Urban development	64	7.78	1.88	180	7.76	2.04
Environmental sustainability	67	7.72	1.94	190	7.84	2.01
Regulatory framework	61	6.16	2.33	174	6.82	2.45
Communicable/non-communicable diseases	58	7.66	2.03	164	6.95	2.47
Poverty reduction*	68	8.79	1.36	192	8.10	2.16
Gender equity*	66	5.86	2.64	182	6.57	2.34
Domestic private sector development	64	6.30	2.26	171	6.88	2.41
Foreign direct investment	66	7.82	1.74	181	8.18	1.78
Water and sanitation	66	7.70	1.65	188	7.77	1.93
Trade and exports	67	6.99	2.43	183	7.42	2.57
Economic growth	69	8.59	1.39	192	8.42	1.60
Energy*	67	7.78	1.82	178	8.52	1.42
Disaster management	68	7.18	1.90	191	7.18	1.97
Public sector governance/reform	68	8.00	1.65	184	7.99	1.99
Job creation/employment	66	8.24	1.51	194	7.97	1.99
Financial markets	66	6.92	2.46	180	7.02	2.57
Equality of opportunity	66	6.17	2.28	172	6.47	2.41
Health	66	7.98	1.95	188	7.95	2.06
Rural development	68	7.74	1.69	192	7.96	1.72
Global/regional integration	63	6.89	1.89	184	6.77	2.09
Food security	66	7.79	1.64	172	7.51	1.89
Education	67	8.16	1.95	187	8.24	1.82
Social protection	65	6.34	2.63	171	6.47	2.30
Climate change	64	6.80	2.13	186	7.05	2.12
Agricultural development	70	8.17	1.78	189	8.49	1.84
Sustainable and transparent development of the oil and gas sector	68	8.01	1.87	184	8.29	1.67

*Significantly different between sectors

C. World Bank Group's Effectiveness and Results (continued)

How EFFECTIVE do you believe the World Bank is in terms of the work it does in the following areas of development in Uganda? (1-Not effective at all, 10-Very effective)

	Education Sector			All Others		
	N	Mean	SD	N	Mean	SD
Anti-corruption	62	4.74	2.10	151	5.34	2.65
Information and communications technology	61	5.36	2.30	144	5.84	2.25
Transport*	62	7.05	1.83	159	7.65	1.63
Crime and violence	59	4.49	2.14	119	4.29	2.11
Law and justice	56	5.23	1.82	134	5.58	1.94
Urban development	61	6.62	2.08	156	6.54	2.06
Environmental sustainability	58	6.78	1.95	138	6.28	2.35
Regulatory framework*	58	6.38	2.12	129	7.31	2.08
Communicable/non-communicable diseases	59	6.20	2.00	141	6.33	2.45
Poverty reduction*	61	5.66	2.70	168	6.88	2.37
Gender equity	62	5.27	2.03	139	5.55	2.10
Domestic private sector development	57	5.60	1.91	145	5.48	1.95
Foreign direct investment	61	6.97	1.96	154	7.01	2.13
Water and sanitation	62	7.19	1.75	159	6.65	2.26
Trade and exports	58	6.81	1.78	141	6.25	2.00
Economic growth	59	8.12	1.38	152	7.74	1.85
Energy	62	7.61	1.36	145	7.43	1.73
Disaster management	55	6.00	2.20	117	5.44	2.25
Public sector governance/reform	62	6.34	2.13	158	6.34	2.53
Job creation/employment	64	5.50	2.43	162	5.50	2.63
Financial markets	55	6.27	2.04	128	5.97	2.22
Equality of opportunity	58	5.22	1.86	126	5.13	2.00
Health	63	7.03	1.83	179	6.88	2.07
Rural development	59	6.07	1.76	151	5.97	2.12
Global/regional integration	53	6.32	1.09	123	6.22	1.81
Food security	62	6.52	2.09	157	6.06	2.30
Education	64	7.25	1.68	174	7.37	1.76
Social protection*	60	6.32	2.16	131	5.43	2.33
Climate change*	61	6.52	1.96	144	5.41	2.26
Agricultural development	63	6.33	1.68	168	6.21	2.17
Sustainable and transparent development of the oil and gas sector	57	5.32	1.94	142	5.65	2.18

*Significantly different between sectors

Public Sector vs. Others

Information and Communications Technology N=40 ● All Others N=277

A. General Issues Facing Uganda

Listed below are a number of development priorities in Uganda. Please identify which of the following you consider the most important development priorities in Uganda. (Choose no more than THREE)

Percentage of Respondents (Responses Combined)	Information and Communications Technology Sector	All Others
Anti-corruption*	51.4%	31.3%
Poverty reduction*	45.7%	22.4%
Job creation/employment	28.6%	20.6%
Economic growth	28.6%	32.7%
Health	25.7%	23.2%
Education	25.7%	33.8%
Transport	20.0%	10.7%
Energy	20.0%	23.5%
Water and sanitation	14.3%	9.9%
Agricultural development	11.4%	14.0%
Sustainable and transparent development of the oil and gas sector	11.4%	10.3%
Rural development	5.7%	7.7%
Public sector governance/reform	5.7%	14.0%
Food security	2.9%	2.9%
Information and communications technology	2.9%	6.6%
Social protection	0.0%	5.9%
Global/regional integration	0.0%	0.0%
Gender equity	0.0%	5.1%
Domestic private sector development	0.0%	1.1%
Foreign direct investment	0.0%	7.0%
Financial markets	0.0%	2.2%
Urban development	0.0%	2.2%
Environmental sustainability	0.0%	0.7%
Equality of opportunity	0.0%	2.6%
Climate change	0.0%	0.0%
Trade and exports	0.0%	7.4%
Crime and violence	0.0%	1.5%
Law and justice	0.0%	0.7%
Regulatory framework	0.0%	0.0%
Communicable/non-communicable diseases	0.0%	0.0%
Disaster management	0.0%	0.0%

*Significantly different between sectors

A. General Issues Facing Uganda (continued)

Poverty reduction is a broad term that encompasses work in many different areas. Which **THREE** areas of development listed below do you believe would contribute most to reducing poverty in Uganda? (Choose no more than **THREE**)

Percentage of Respondents (Responses Combined)	Information and Communications Technology Sector	
		All Others
Health*	42.1%	20.2%
Education	31.6%	29.2%
Anti-corruption	31.6%	25.3%
Rural development	28.9%	28.2%
Agricultural development	28.9%	37.9%
Economic growth	26.3%	20.6%
Transport	26.3%	15.2%
Equality of opportunity*	18.4%	6.1%
Job creation/employment	18.4%	28.2%
Water and sanitation*	13.2%	2.2%
Environmental sustainability*	13.2%	4.0%
Energy	7.9%	12.6%
Trade and exports	7.9%	9.0%
Gender equity	5.3%	10.1%
Climate change	0.0%	0.7%
Global/regional integration	0.0%	0.4%
Urban development	0.0%	4.3%
Regulatory framework	0.0%	0.0%
Social protection	0.0%	1.4%
Law and justice	0.0%	1.4%
Crime and violence	0.0%	0.0%
Communicable/non-communicable diseases	0.0%	2.5%
Information and communications technology	0.0%	4.0%
Domestic private sector development	0.0%	9.0%
Foreign direct investment	0.0%	2.5%
Public sector governance/reform*	0.0%	10.8%
Sustainable and transparent development of the oil and gas sector	0.0%	6.1%
Disaster management	0.0%	1.4%
Financial markets	0.0%	2.9%
Food security	0.0%	2.5%

*Significantly different between sectors

A. General Issues Facing Uganda (continued)

Economic growth can be driven by a number of factors. Which THREE areas below do you believe would contribute most to generating economic growth in Uganda? (Choose no more than THREE)

Percentage of Respondents (Responses Combined)	Information and Communications Technology Sector	All Others
Job creation/employment*	38.5%	20.9%
Education	35.9%	32.5%
Energy	35.9%	34.7%
Agricultural development*	30.8%	49.1%
Food security*	30.8%	6.1%
Anti-corruption	23.1%	18.1%
Gender equity*	20.5%	1.1%
Foreign direct investment	17.9%	8.7%
Trade and exports	15.4%	20.6%
Transport	12.8%	16.2%
Information and communications technology	10.3%	5.1%
Health	7.7%	9.0%
Global/regional integration	7.7%	5.8%
Public sector governance/reform	5.1%	10.1%
Water and sanitation	2.6%	5.8%
Environmental sustainability	2.6%	0.4%
Equality of opportunity	0.0%	3.2%
Social protection	0.0%	1.8%
Climate change	0.0%	0.0%
Disaster management	0.0%	0.0%
Rural development*	0.0%	18.1%
Urban development	0.0%	0.0%
Regulatory framework	0.0%	8.7%
Communicable/non-communicable diseases	0.0%	0.0%
Domestic private sector development	0.0%	8.7%
Sustainable and transparent development of the oil and gas sector	0.0%	5.8%
Law and justice	0.0%	0.0%
Crime and violence	0.0%	0.0%
Financial markets	0.0%	7.2%

*Significantly different between sectors

B. Overall Attitudes toward the World Bank Group

When thinking about how the World Bank Group can have the most impact on development results in Uganda, in which sectoral areas do you believe the World Bank Group should focus most of its resources (financial and knowledge services) in Uganda? (Choose no more than THREE)

Percentage of Respondents (Responses Combined)	Information and Communications Technology Sector	All Others
Education*	62.5%	35.7%
Poverty reduction*	52.5%	36.1%
Rural development	25.0%	14.4%
Health	25.0%	22.7%
Gender equity*	20.0%	5.4%
Energy	20.0%	26.7%
Urban development*	20.0%	2.9%
Trade and exports	15.0%	9.7%
Transport	15.0%	19.1%
Anti-corruption	10.0%	17.0%
Job creation/employment	7.5%	14.1%
Foreign direct investment	7.5%	4.7%
Agricultural development	5.0%	30.0%
Regulatory framework	2.5%	10.8%
Information and communications technology	2.5%	1.8%
Financial markets	2.5%	4.0%
Global/regional integration	2.5%	2.5%
Water and sanitation	2.5%	0.7%
Climate change	2.5%	4.3%
Social protection	0.0%	0.4%
Public sector governance/reform*	0.0%	13.7%
Crime and violence	0.0%	2.5%
Domestic private sector development	0.0%	2.9%
Environmental sustainability	0.0%	0.0%
Equality of opportunity	0.0%	2.9%
Food security	0.0%	1.4%
Economic growth	0.0%	5.4%
Law and justice	0.0%	0.4%
Communicable/non-communicable diseases	0.0%	0.0%
Sustainable and transparent development of the oil and gas sector	0.0%	5.4%
Disaster management	0.0%	0.0%

*Significantly different between sectors

C. World Bank Group's Effectiveness and Results

In your opinion, how IMPORTANT is it for the World Bank Group to be involved in the following areas of development in Uganda? (1-Not important at all, 10-Very important)

	Information and Communications Technology Sector			All Others		
	N	Mean	SD	N	Mean	SD
Anti-corruption*	32	7.53	2.62	255	8.45	1.92
Information and communications technology*	27	6.19	2.60	233	7.35	2.28
Transport*	29	7.66	2.11	245	8.53	1.48
Crime and violence	31	5.65	1.40	233	5.69	2.23
Law and justice*	32	6.09	1.79	257	7.54	2.12
Urban development*	29	6.76	2.34	243	7.93	1.92
Environmental sustainability	32	7.25	2.19	253	7.85	1.93
Regulatory framework	32	6.53	2.23	230	6.80	2.41
Communicable/non-communicable diseases*	28	6.21	2.23	221	7.44	2.35
Poverty reduction*	32	7.28	2.39	256	8.48	1.88
Gender equity	30	6.67	1.92	245	6.54	2.49
Domestic private sector development	32	6.81	2.01	230	6.81	2.38
Foreign direct investment	32	8.13	1.48	243	8.06	1.81
Water and sanitation*	32	7.19	1.67	249	7.91	1.88
Trade and exports	32	7.13	2.09	245	7.33	2.54
Economic growth	32	8.00	1.61	257	8.54	1.54
Energy	25	8.56	1.16	247	8.43	1.60
Disaster management	32	6.72	1.89	255	7.29	2.09
Public sector governance/reform*	32	7.09	1.79	247	8.24	1.84
Job creation/employment*	32	6.94	1.65	256	8.16	1.84
Financial markets	31	6.68	2.27	242	7.10	2.51
Equality of opportunity	28	6.21	1.29	238	6.57	2.50
Health	31	7.94	1.34	251	8.08	2.07
Rural development	32	7.81	1.67	256	7.98	1.71
Global/regional integration*	32	6.22	1.98	243	6.98	1.99
Food security	28	7.50	1.29	238	7.69	1.85
Education	32	7.94	1.56	250	8.36	1.87
Social protection	31	6.74	1.83	232	6.53	2.43
Climate change	32	6.44	1.50	245	7.09	2.28
Agricultural development*	32	7.84	1.71	253	8.52	1.83
Sustainable and transparent development of the oil and gas sector	32	7.53	1.37	247	8.23	2.00

*Significantly different between sectors

C. World Bank Group's Effectiveness and Results (continued)

How EFFECTIVE do you believe the World Bank is in terms of the work it does in the following areas of development in Uganda? (1-Not effective at all, 10-Very effective)

	Information and Communications Technology Sector			All Others		
	N	Mean	SD	N	Mean	SD
Anti-corruption*	30	7.17	2.60	200	4.86	2.30
Information and communications technology*	28	6.50	1.67	194	5.58	2.24
Transport	30	8.00	1.46	213	7.44	1.74
Crime and violence	15	3.93	1.39	179	4.42	2.07
Law and justice	25	5.12	1.86	182	5.47	1.88
Urban development	30	5.93	2.35	202	6.55	2.00
Environmental sustainability	19	6.58	2.36	197	6.41	2.17
Regulatory framework	26	7.65	2.43	177	6.86	2.05
Communicable/non-communicable diseases	25	5.88	2.15	188	6.37	2.31
Poverty reduction	30	6.93	2.27	220	6.45	2.46
Gender equity	28	6.04	1.77	193	5.51	2.08
Domestic private sector development	23	4.87	1.29	200	5.61	1.92
Foreign direct investment	28	7.14	1.98	207	6.92	2.04
Water and sanitation	31	6.55	2.25	207	6.79	2.06
Trade and exports	29	6.41	2.15	191	6.35	1.86
Economic growth	27	7.37	2.40	204	7.78	1.65
Energy*	28	6.79	1.85	199	7.56	1.57
Disaster management	22	5.50	2.30	170	5.55	2.30
Public sector governance/reform	30	5.87	2.32	210	6.39	2.36
Job creation/employment	28	6.14	2.34	219	5.54	2.57
Financial markets	22	5.59	1.33	179	6.08	2.16
Equality of opportunity	25	5.40	1.76	176	5.24	1.96
Health	30	6.70	1.69	235	6.96	2.02
Rural development	30	6.23	2.39	203	5.94	1.93
Global/regional integration	25	6.08	1.94	167	6.23	1.51
Food security	29	5.90	2.18	208	6.15	2.21
Education	30	7.13	1.48	231	7.34	1.74
Social protection	24	5.33	1.81	188	5.76	2.27
Climate change*	25	4.60	1.47	201	5.90	2.20
Agricultural development	30	6.27	1.96	224	6.29	2.06
Sustainable and transparent development of the oil and gas sector	26	5.85	1.38	194	5.42	2.26

*Significantly different between sectors

Appendix G: Indicator Questions as a Function of Exposure to the WBG

Indicator Question	H3. Currently, do you professionally collaborate/work with the WBG?		H5. Which of the following describes most of your exposure to the World Bank in Uganda? (Choose no more than TWO)									
	No Mean	Yes Mean	Observer		Use WBG reports/data		Engage in WBG activities		Collaborate		Use WBG website	
			No Mean	Yes Mean	No Mean	Yes Mean	No Mean	Yes Mean	No Mean	Yes Mean	No Mean	Yes Mean
Overall, please rate your impression of the World Bank Group's effectiveness in Uganda.	6.02	6.42	6.40	5.85	6.17	6.08	6.12	6.29	6.16	6.10	6.05	6.41
To what extent do you believe the World Bank Group's staff is well prepared to help Uganda solve its most complicated development challenges?	6.52	7.11	6.84	6.71	6.79	6.74	6.72	7.19	6.91	6.41	6.78	6.75
Overall the World Bank Group currently plays a relevant role in development in Uganda	6.11	6.07	6.21	6.06	6.28	5.79	6.10	6.45	6.04	6.41	6.12	6.21
The World Bank Group's work is aligned with what I consider the development priorities for Uganda	5.88	6.07	5.99	5.93	6.08	5.71	5.96	6.00	5.82	6.35	5.99	5.88
Responsiveness	5.80	5.42	5.36	5.83	5.71	5.29	5.65	5.04	5.56	5.61	5.60	5.49
Flexibility (in terms of the World Bank Group's products and services)	5.43	5.11	5.00	5.46	5.30	5.00	5.24	5.00	5.30	4.99	5.18	5.30
Flexibility (in terms of changing country circumstances)	5.54	4.30	4.39	5.52	5.20	4.34	4.96	4.78	5.12	4.39	4.90	5.06
Being inclusive	5.92	5.96	5.86	5.90	5.71	6.25	5.93	5.48	6.10	5.24	5.76	6.28
Openness (sharing data and other information)	6.14	5.89	6.04	5.91	6.10	5.68	6.01	5.70	5.89	6.20	5.95	6.07
Staff accessibility	5.34	5.02	5.17	5.20	5.38	4.75	5.21	4.96	5.12	5.35	5.14	5.33
Straightforwardness and honesty	6.23	5.76	5.77	6.20	6.21	5.45	6.00	5.70	5.95	6.02	5.94	6.06
Collaboration with groups outside of the Government	5.62	5.72	5.54	5.75	5.75	5.41	5.62	5.83	5.48	6.13	5.72	5.36
Collaboration with the Government	7.65	8.37	8.25	7.55	7.85	8.10	7.87	8.38	7.97	7.79	7.78	8.40
Collaboration with other donors	7.35	8.01	7.85	7.31	7.40	8.00	7.49	8.48	7.79	7.07	7.46	8.04
The speed in which it gets things accomplished on the ground	6.00	5.05	5.23	5.96	5.85	4.91	5.58	5.48	5.78	5.01	5.44	5.95
To what extent does the World Bank Group's work help to achieve development results in Uganda?	6.01	5.75	5.71	6.02	5.97	5.62	5.84	6.00	5.85	5.88	5.81	6.03
The World Bank Group's financial instruments meet the needs of Uganda	5.68	6.50	6.37	5.57	5.75	6.51	5.90	6.63	6.08	5.69	5.86	6.36
The World Bank Group meets Uganda's needs for knowledge services	5.91	5.69	5.96	5.81	6.16	5.25	5.82	6.40	5.90	5.82	5.81	6.10
Are adaptable to Uganda's specific development challenges and country circumstances	5.24	5.23	5.09	5.43	5.42	4.89	5.14	6.19	5.29	5.15	5.33	5.02
Overall, how significant a contribution do you believe the WBG's knowledge work and activities make to development results in your country?	6.15	6.11	6.03	6.21	6.37	5.57	6.01	6.93	6.04	6.34	6.14	6.05
Overall, how would you rate the technical quality of the World Bank Group's knowledge work and activities?	7.50	7.93	7.98	7.49	7.80	7.64	7.70	8.10	7.74	7.77	7.69	7.92
Where country systems are adequate, the World Bank Group makes appropriate use of them	6.81	7.49	7.21	7.01	7.06	7.28	7.04	7.83	7.33	6.55	6.93	7.72

Yellow highlight indicates significant difference between Yes and No mean.

Appendix H: Indicator Questions as a Function of Stakeholder Group

	Employee of a Ministry			Private Sector/ Financial Sector/ Private Bank			Private Foundation			NGO			CBO			Media			Faith-Based Group			Academia			Other		
	N	Mean	SD	N	Mean	SD	N	Mean	SD	N	Mean	SD	N	Mean	SD	N	Mean	SD	N	Mean	SD	N	Mean	SD	N	Mean	SD
Overall, please rate your impression of the World Bank Group's effectiveness in Uganda.*	69	6.09	2.21	19	6.11	1.20	16	6.75	2.18	66	5.83	1.86	12	6.67	2.46	39	7.51	2.54	21	4.52	2.46	19	3.16	1.57	17	6.76	1.52
To what extent do you believe the WBG's staff is well prepared to help Uganda solve its most complicated development challenges?*	69	6.38	2.01	24	6.33	1.58	13	7.00	1.63	62	6.23	2.17	12	7.00	1.81	47	8.49	2.00	21	5.38	1.56	20	6.60	1.85	18	6.78	1.70
Overall the World Bank Group currently plays a relevant role in development in Uganda	70	6.01	2.39	15	7.33	2.26	16	5.81	2.66	70	6.07	2.22	12	4.92	3.26	46	5.30	3.97	21	6.67	1.74	19	5.32	2.98	18	7.22	2.32
The WBG's work is aligned with what I consider the development priorities for Uganda*	67	6.48	1.59	11	6.00	2.05	11	5.64	2.06	65	5.97	2.11	12	4.33	2.06	43	5.28	2.96	21	6.43	1.81	19	3.84	3.02	18	6.61	2.45
Responsiveness*	56	5.77	1.64	8	6.63	1.19	13	6.23	3.03	67	5.78	2.02	7	3.29	2.14	38	4.61	3.05	12	6.58	1.88	6	4.17	2.48	12	6.92	2.15
Flexibility (in terms of the World Bank Group's products and services)	68	4.94	1.49	10	5.50	1.72	16	5.69	2.65	66	5.76	1.86	7	5.00	3.74	39	4.54	2.60	21	5.43	1.96	9	4.11	1.97	18	5.72	1.53
Flexibility (in terms of changing country circumstances)*	60	4.17	2.57	13	6.23	3.17	10	6.90	2.85	65	5.55	2.42	3	1.00	0.00	41	4.51	3.07	20	5.40	2.19	18	3.50	1.43	15	6.13	1.73
Being inclusive*	66	5.23	1.86	10	6.10	1.91	13	6.54	1.94	66	6.24	2.07	7	4.86	4.81	41	6.80	3.01	21	4.76	2.77	13	4.38	2.60	15	6.27	1.34
Openness (sharing data and other information)*	68	6.53	2.37	11	7.64	2.34	16	5.44	2.78	71	6.03	2.17	7	3.29	2.14	41	5.41	3.28	17	3.82	2.33	15	3.80	3.17	17	8.35	1.46
Staff accessibility*	66	6.35	1.76	11	5.82	1.54	14	3.71	3.05	68	4.81	1.86	7	1.00	0.00	41	5.22	2.93	20	4.60	2.98	16	1.44	0.81	18	6.28	2.54
Straightforwardness and honesty*	65	6.42	1.74	11	6.73	1.85	13	6.77	2.59	70	6.19	2.08	7	5.00	3.74	41	5.49	3.07	17	3.53	2.10	11	3.45	2.25	16	7.44	1.83
Collaboration with groups outside of the Government	53	6.11	1.48	11	5.36	1.91	11	6.18	3.22	67	5.39	2.51	7	5.00	3.74	37	5.11	2.74	21	6.57	1.86	10	4.20	2.53	16	6.25	1.48
Collaboration with the Government*	64	7.81	1.64	11	8.09	1.92	10	8.50	2.42	66	7.64	1.60	7	8.86	1.07	42	8.64	1.69	17	6.82	1.19	19	5.89	2.71	18	8.61	1.85
Collaboration with other donors*	61	6.64	1.78	11	7.55	2.46	13	7.23	2.39	68	7.81	1.41	7	10.00	0.00	34	8.85	1.73	21	7.10	1.41	10	6.90	3.35	16	7.75	2.18
The speed in which it gets things accomplished on the ground*	67	4.70	2.55	14	6.86	2.35	16	4.50	2.13	68	6.72	1.67	7	5.00	3.74	41	5.29	3.28	21	5.57	2.14	13	3.38	2.53	17	5.76	1.64
To what extent does the WBG's work help to achieve development results in Uganda?*	68	5.87	2.12	12	6.25	1.82	16	6.19	2.26	72	6.42	1.97	12	5.00	2.76	45	4.82	3.56	21	5.86	1.68	16	5.38	1.03	18	6.67	1.78
The World Bank Group's financial instruments meet the needs of Uganda*	68	5.94	1.94	12	5.67	1.61	16	5.63	1.78	72	5.88	1.90	7	10.00	0.00	41	6.93	3.46	21	5.19	2.14	20	3.35	2.13	18	5.83	1.54
The World Bank Group meets Uganda's needs for knowledge services*	59	6.24	2.64	12	6.00	2.05	16	5.31	3.09	71	5.73	2.01	7	2.14	1.07	42	6.33	3.64	21	5.33	2.15	15	3.47	1.64	18	6.11	2.27
Are adaptable to Uganda's specific development challenges and country circumstances	66	5.14	1.80	11	4.82	2.23	13	4.92	1.61	71	5.07	2.38	7	5.00	3.74	41	5.78	3.66	21	4.57	2.11	15	5.53	2.45	18	5.72	2.14
Overall, how significant a contribution do you believe the WBG's knowledge work and activities make to development results in your country?	66	6.24	2.01	12	6.25	1.29	13	6.46	2.26	71	6.11	2.01	12	5.67	3.60	44	6.23	3.39	21	5.38	1.28	20	4.95	1.47	18	6.56	1.92
Overall, how would you rate the technical quality of the WBG's knowledge work and activities?*	66	8.26	1.37	17	7.59	1.91	13	8.31	1.97	69	6.83	1.61	12	6.25	2.26	43	8.95	1.66	21	5.71	1.90	14	7.36	2.56	18	8.44	1.15
Where country systems are adequate, the WBG makes appropriate use of them*	68	6.85	1.94	13	6.92	1.80	13	6.77	2.05	67	6.40	2.10	7	8.14	3.19	39	8.92	1.71	11	6.91	2.21	5	5.80	0.45	7	6.43	1.51

*Significantly different between stakeholder groups

Appendix I: Uganda FY 2014 Questionnaire



World Bank Group Country Survey FY14 – Uganda

The World Bank Group is interested in gauging the views of clients and partners who are either involved in development in Uganda or who observe activities related to social and economic development. The following survey will give the World Bank Group's team that works in Uganda, greater insight into how the Bank's work is perceived. This is one tool the World Bank Group uses to assess the views of its stakeholders, and to develop more effective strategies that support development in Uganda.

A local independent firm has been hired to oversee the logistics of this survey. This ensures anonymity and confidentiality. We hope you'll be candid.

Finally, the survey relates to the World Bank Group's work. The World Bank Group consists of IBRD, IDA, IFC, MIGA, and ICSID. When responding to the survey, please consider the area of the World Bank Group with which you are most familiar.

To complete the survey, please circle/check the response that most accurately reflects your opinion. If you prefer not to answer a question, please leave it blank. If you feel that you do not have an adequate amount of information on a subject, please check "Don't know".

PLEASE NOTE: IN SOME CASES THE SURVEY WILL ASK FOR A SPECIFIC NUMBER OF RESPONSES. PLEASE DO NOT CHOOSE ANY MORE THAN REQUESTED. IF MORE RESPONSES ARE CHOSEN, DATA CANNOT BE INCLUDED IN ANALYSIS.

SECTION A: GENERAL ISSUES FACING UGANDA

A1. In general would you say that Uganda is headed in ... ?	
1	The right direction
2	The wrong direction
3	Not sure

SECTION A: GENERAL ISSUES

A2. Listed below are a number of development priorities in Uganda.			
Please identify which of the following you consider the most important development priorities in Uganda? (Choose no more than THREE)			
1	Social protection (e.g., pensions, targeted social assistance)	17	Education
2	Transport (e.g., roads, bridges, transportation)	18	Poverty reduction
3	Public sector governance/ reform (i.e., government effectiveness, public financial management, public expenditure, fiscal system reform)	19	Energy
4	Global/regional integration	20	Food security
5	Gender equity	21	Climate change (e.g., mitigation, adaptation)
6	Domestic private sector development	22	Agricultural development
7	Foreign direct investment	23	Trade and exports
8	Water and sanitation	24	Crime and violence
9	Anti corruption	25	Economic growth
10	Job creation/employment	26	Law and justice (e.g., judicial system)
11	Rural development	27	Regulatory framework
12	Financial markets	28	Communicable/non-communicable diseases
13	Urban development	29	Sustainable and transparent development of the oil and gas sector (particularly related to management of revenues)
14	Environmental sustainability	30	Disaster management
15	Equality of opportunity (i.e., equity)	31	Information and communications technology
16	Health		

SECTION A: GENERAL ISSUES

A3. Poverty reduction is a broad term that encompasses work in many different areas.			
Which THREE areas of development listed below do you believe would contribute most to reducing poverty in Uganda? (Choose no more than THREE)			
1	Water and sanitation	16	Anti corruption
2	Equality of opportunity (i.e., equity)	17	Domestic private sector development
3	Economic growth	18	Foreign direct investment
4	Climate change (e.g., mitigation, adaptation)	19	Education
5	Global/regional integration	20	Energy
6	Gender equity	21	Public sector governance/ reform (i.e., government effectiveness, public financial management, public expenditure, fiscal system reform)
7	Rural development	22	Sustainable and transparent development of the oil and gas sector (particularly related to management of revenues)
8	Urban development	23	Environmental sustainability
9	Regulatory framework	24	Disaster management
10	Social protection (e.g., pensions, targeted social assistance)	25	Health
11	Law and justice (e.g., judicial system)	26	Agricultural development
12	Transport (e.g., roads, bridges, transportation)	27	Job creation/employment
13	Crime and violence	28	Financial markets
14	Communicable/non-communicable diseases	29	Trade and exports
15	Information and communications technology	30	Food security

PLEASE NOTE: IN SOME CASES THE SURVEY WILL ASK FOR A SPECIFIC NUMBER OF RESPONSES. PLEASE DO NOT CHOOSE ANY MORE THAN REQUESTED. IF MORE RESPONSES ARE CHOSEN, DATA CANNOT BE INCLUDED IN ANALYSIS.

SECTION A: GENERAL ISSUES

A4. Economic growth can be driven by a number of factors.			
Which THREE areas below do you believe would contribute most to generating economic growth in Uganda? (Choose no more than THREE)			
1	Energy	16	Communicable/non-communicable diseases
2	Gender equity	17	Trade and exports
3	Equality of opportunity (i.e., equity)	18	Public sector governance/ reform (i.e., government effectiveness, public financial management, public expenditure, fiscal system reform)
4	Social protection (e.g., pensions, targeted social assistance)	19	Domestic private sector development
5	Global/regional integration	20	Job creation/employment
6	Climate change (e.g., mitigation, adaptation)	21	Agricultural development
7	Anti corruption	22	Food security
8	Disaster management	23	Transport (e.g., roads, bridges, transportation)
9	Rural development	24	Sustainable and transparent development of the oil and gas sector (particularly related to management of revenues)
10	Foreign direct investment	25	Environmental sustainability
11	Urban development	26	Health
12	Water and sanitation	27	Law and justice (e.g., judicial system)
13	Education	28	Crime and violence
14	Information and communications technology	29	Financial markets
15	Regulatory framework		

A5. When thinking about the idea of “shared prosperity” in your country, which of the following TWO best illustrate how this would be achieved in Uganda? (Choose no more than TWO)	
1	Better employment opportunities for young people
2	Better employment opportunities for women
3	Greater access to micro-finance for the poor
4	Greater voice and participation for citizens to help ensure greater accountability
5	Greater access to health and nutrition for citizens
6	Greater access to social services for citizens across Uganda
7	Better entrepreneurial opportunities (i.e., to start small and medium sized businesses)
8	A growing middle class
9	Better opportunity for the poor who live in rural areas
10	Better opportunity for the poor who live in urban areas
11	Consistent economic growth
12	More reliable social safety net
13	Greater equity of fiscal policy
14	Education and training that better ensure job opportunity
15	Better quality public services
16	Other (please specify): _____

SECTION B: OVERALL ATTITUDES TOWARD THE WORLD BANK GROUP

B1. How familiar are you with the work of the World Bank Group in Uganda?									
1	2	3	4	5	6	7	8	9	10
Not familiar at all									Extremely familiar

B2. Overall, please rate your impression of the World Bank Group's effectiveness in Uganda.										
1	2	3	4	5	6	7	8	9	10	<input type="checkbox"/>
Not effective at all									Very effective	Don't know

B3. To what extent do you believe the World Bank Group's staff is well prepared (e.g., skills and knowledge) to help Uganda solve its most complicated development challenges?										
1	2	3	4	5	6	7	8	9	10	<input type="checkbox"/>
To no degree at all									To a very significant degree	Don't know

B4. When thinking about how the World Bank Group can have the most impact on development results in Uganda, in which sectoral areas do you believe the World Bank Group should focus most of its resources (financial and knowledge services) in Uganda? (Choose no more than THREE)			
1	Social protection (e.g., pensions, targeted social assistance)	17	Equality of opportunity (i.e., equity)
2	Public sector governance/ reform (i.e., government effectiveness, public financial management, public expenditure, fiscal system reform)	18	Health
3	Transport (e.g., roads, bridges, transportation)	19	Education
4	Poverty reduction	20	Food security
5	Global/regional integration	21	Climate change (e.g., mitigation, adaptation)
6	Gender equity	22	Agricultural development
7	Crime and violence	23	Trade and exports
8	Domestic private sector development	24	Economic growth
9	Rural development	25	Law and justice (e.g., judicial system)
10	Foreign direct investment	26	Regulatory framework
11	Water and sanitation	27	Communicable/non-communicable diseases
12	Energy	28	Sustainable and transparent development of the oil and gas sector (particularly related to management of revenues)
13	Job creation/employment	29	Anti corruption
14	Financial markets	30	Information and communications technology
15	Urban development	31	Disaster management
16	Environmental sustainability		

SECTION B: OVERALL ATTITUDES TOWARD THE WORLD BANK GROUP

B5. When thinking about the World Bank Group's role, which activity do you believe is of greatest VALUE and which activity is of second greatest value in Uganda?		Greatest Value (Choose only ONE)	Second Greatest Value (Choose only ONE)
1	Convening/Facilitating	<input type="checkbox"/>	<input type="checkbox"/>
2	Data	<input type="checkbox"/>	<input type="checkbox"/>
3	Policy advice, studies, analyses	<input type="checkbox"/>	<input type="checkbox"/>
4	Financial resources	<input type="checkbox"/>	<input type="checkbox"/>
5	Capacity development (e.g., institutional development, training for staff at state institutions, scholarships, etc.)	<input type="checkbox"/>	<input type="checkbox"/>
6	Technical assistance	<input type="checkbox"/>	<input type="checkbox"/>
7	Mobilizing third party financial resources	<input type="checkbox"/>	<input type="checkbox"/>
8	Donor coordination	<input type="checkbox"/>	<input type="checkbox"/>
9	Linkage to non-Bank expertise (i.e., South-South knowledge sharing)	<input type="checkbox"/>	<input type="checkbox"/>
10	Other (please specify): _____	<input type="checkbox"/>	<input type="checkbox"/>

How effectively do the World Bank Group's activities below support Uganda's efforts to achieve development results?													
		Not effective at all										Very effective	Don't know
		1	2	3	4	5	6	7	8	9	10		
B6	Convening/Facilitating	1	2	3	4	5	6	7	8	9	10	<input type="checkbox"/>	
B7	Data	1	2	3	4	5	6	7	8	9	10	<input type="checkbox"/>	
B8	Policy advice, studies, analyses	1	2	3	4	5	6	7	8	9	10	<input type="checkbox"/>	
B9	Financial resources	1	2	3	4	5	6	7	8	9	10	<input type="checkbox"/>	
B10	Technical assistance	1	2	3	4	5	6	7	8	9	10	<input type="checkbox"/>	
B11	Mobilizing third party financial resources	1	2	3	4	5	6	7	8	9	10	<input type="checkbox"/>	
B12	Donor coordination	1	2	3	4	5	6	7	8	9	10	<input type="checkbox"/>	
B13	Linkage to non-Bank expertise (i.e., South-South knowledge sharing)	1	2	3	4	5	6	7	8	9	10	<input type="checkbox"/>	

The World Bank Group can provide capacity building support in a number of ways in Uganda. To which degree would Uganda benefit, if capacity building were to support...?													
		To no degree at all										To a very significant degree	Don't know
		1	2	3	4	5	6	7	8	9	10		
B14	Groups outside of government (e.g., civil society, media) to help them more effectively engage and participate in development efforts	1	2	3	4	5	6	7	8	9	10	<input type="checkbox"/>	
B15	The public sector , related to implementation of specific development projects on the ground	1	2	3	4	5	6	7	8	9	10	<input type="checkbox"/>	
B16	The public sector , related to changing institutions (organizations or sociopolitical conditions)	1	2	3	4	5	6	7	8	9	10	<input type="checkbox"/>	
B17	The private sector , related to institutional and policy change	1	2	3	4	5	6	7	8	9	10	<input type="checkbox"/>	

SECTION B: OVERALL ATTITUDES TOWARD THE WORLD BANK GROUP

How EFFECTIVE do you believe the World Bank Group is in terms of the capacity building work it does in each of the following areas in Uganda? (If you have NO exposure to/experience in any of the areas listed below, please respond "Don't know")

		Not effective at all										Very effective	Don't know
		1	2	3	4	5	6	7	8	9	10		
B18	Project implementation (or other organizational strengthening)	1	2	3	4	5	6	7	8	9	10		<input type="checkbox"/>
B19	Citizen engagement (incorporating citizens' voices into development)	1	2	3	4	5	6	7	8	9	10		<input type="checkbox"/>
B20	Policy design (for clarity and better incentives to achieve development goals)	1	2	3	4	5	6	7	8	9	10		<input type="checkbox"/>

When thinking about how to improve capacity building in Uganda to help ensure better development results, looking forward, how IMPORTANT is it for the World Bank Group to be involved in the following aspects of capacity building? (If you have NO exposure to/experience in any of the areas listed below, please respond "Don't know")

		Not important at all										Very important	Don't know
		1	2	3	4	5	6	7	8	9	10		
B21	Project implementation (or other organizational strengthening)	1	2	3	4	5	6	7	8	9	10		<input type="checkbox"/>
B22	Citizen engagement (incorporating citizens' voices into development)	1	2	3	4	5	6	7	8	9	10		<input type="checkbox"/>
B23	Policy design (for clarity and better incentives to achieve development goals)	1	2	3	4	5	6	7	8	9	10		<input type="checkbox"/>

B24. Which of the following do you identify as the World Bank Group's greatest WEAKNESSES in its work in Uganda? (Choose no more than TWO)

1	Staff too inaccessible
2	Not exploring alternative policy options
3	Not adequately sensitive to political/social realities in Uganda
4	Not enough public disclosure of its work
5	Arrogant in its approach
6	Not aligned with country priorities
7	The credibility of its knowledge/data
8	World Bank Group's processes too complex
9	Not willing to honestly criticize policies and reform efforts in the country
10	Too influenced by developed countries
11	Imposing technocratic solutions without regard to political realities
12	World Bank Group's processes too slow
13	Too bureaucratic in its operational policies and procedures
14	Not aligned with other donors' work
15	Not collaborating enough with non-state actors
16	Not client focused
17	Other (please specify): _____
18	Don't know

SECTION B: OVERALL ATTITUDES TOWARD THE WORLD BANK GROUP

B25. Which World Bank Group's instruments do you believe are the MOST effective in reducing poverty in Uganda? (Choose no more than TWO)	
1	Capacity development (e.g., institutional development, training for staff at state institutions, scholarships, etc.)
2	Policy based lending / budget support to the Government
3	Knowledge products/services (analytical work, studies, surveys, etc.)
4	Investment lending (financing specific projects)
5	Technical assistance (advice, best practice, international experience, etc.)
6	Trust Fund management
7	Other (please specify): _____
8	Don't know

B26. In addition to the regular relations with the national government as its main interlocutor, which TWO of the following groups should the World Bank Group collaborate with more in your country to ensure better development results there? (Choose no more than TWO)	
1	Academia/think tanks/research institutes
2	Donor community
3	Media
4	NGOs
5	Local Government
6	Private sector
7	Parliament
8	Community Based Organizations (CBOs)
9	Beneficiaries
10	Foundations
11	Faith based organizations
12	Other (please specify): _____
13	Don't know

To what extent do you agree with the following statements about the World Bank Group's work in Uganda?													
		Strongly disagree										Strongly agree	Don't know
B27	Overall the World Bank Group currently plays a relevant role in development in Uganda	1	2	3	4	5	6	7	8	9	10	<input type="checkbox"/>	
B28	The World Bank Group's work is aligned with what I consider the development priorities for Uganda	1	2	3	4	5	6	7	8	9	10	<input type="checkbox"/>	
B29	The World Bank Group supports programs and strategies that are realistic for Uganda	1	2	3	4	5	6	7	8	9	10	<input type="checkbox"/>	
B30	The World Bank Group treats clients and stakeholders in Uganda with respect	1	2	3	4	5	6	7	8	9	10	<input type="checkbox"/>	

SECTION B: OVERALL ATTITUDES TOWARD THE WORLD BANK GROUP

To what extent is the World Bank Group an effective development partner in Uganda in terms of each of the following?													
		To no degree at all										To a very significant degree	Don't know
		1	2	3	4	5	6	7	8	9	10		
B31	Responsiveness											<input type="checkbox"/>	
B32	Flexibility (in terms of the World Bank Group's products and services)											<input type="checkbox"/>	
B33	Flexibility (in terms of changing country circumstances)											<input type="checkbox"/>	
B34	Being inclusive											<input type="checkbox"/>	
B35	Openness (sharing data and other information)											<input type="checkbox"/>	
B36	Staff accessibility											<input type="checkbox"/>	
B37	Straightforwardness and honesty											<input type="checkbox"/>	
B38	Ease of access to the people at the World Bank Group who are making decisions important to my work											<input type="checkbox"/>	
B39	Collaboration with groups outside of the Government (e.g., NGOs, academia, private sector)											<input type="checkbox"/>	
B40	Collaboration with the Government											<input type="checkbox"/>	
B41	Collaboration with other donors											<input type="checkbox"/>	
B42	The speed in which it gets things accomplished on the ground											<input type="checkbox"/>	
B43	Being a long-term partner											<input type="checkbox"/>	

B44. To be a more effective development partner in Uganda, do you believe that the World Bank Group should have... ? (Select only ONE response)			
<input type="checkbox"/> More local presence	<input type="checkbox"/> The current level of local presence is adequate	<input type="checkbox"/> Less local presence	<input type="checkbox"/> Don't know

B45. When World Bank Group assisted reform efforts fail or are slow to take place, which of the following would you attribute this to? (Choose no more than TWO)	
1	The World Bank Group does not do adequate follow through/follow-up
2	There is not an adequate level of citizen/civil society participation
3	The World Bank Group is not sensitive enough to political/social realities on the ground
4	Lack of/inadequate levels of capacity in Government
5	High levels of corruption in the country
6	Poor donor coordination
7	The World Bank Group works too slowly
8	The Government works inefficiently
9	Political pressures and obstacles
10	Reforms are not well thought out in light of country challenges
11	Other (please specify): _____

SECTION C: WORLD BANK GROUP'S EFFECTIVENESS AND RESULTS

C1. In your opinion, how IMPORTANT is it for the World Bank Group to be involved in the following areas of development in Uganda?													
		Not important at all										Very important	Don't know
		1	2	3	4	5	6	7	8	9	10		
1	Anti corruption	1	2	3	4	5	6	7	8	9	10	<input type="checkbox"/>	
2	Information and communications technology	1	2	3	4	5	6	7	8	9	10	<input type="checkbox"/>	
3	Transport (e.g., roads, bridges, transportation)	1	2	3	4	5	6	7	8	9	10	<input type="checkbox"/>	
4	Crime and violence	1	2	3	4	5	6	7	8	9	10	<input type="checkbox"/>	
5	Law and justice (e.g., judicial system)	1	2	3	4	5	6	7	8	9	10	<input type="checkbox"/>	
6	Urban development	1	2	3	4	5	6	7	8	9	10	<input type="checkbox"/>	
7	Environmental sustainability	1	2	3	4	5	6	7	8	9	10	<input type="checkbox"/>	
8	Regulatory framework	1	2	3	4	5	6	7	8	9	10	<input type="checkbox"/>	
9	Communicable/non-communicable diseases	1	2	3	4	5	6	7	8	9	10	<input type="checkbox"/>	
10	Poverty reduction	1	2	3	4	5	6	7	8	9	10	<input type="checkbox"/>	
11	Gender equity	1	2	3	4	5	6	7	8	9	10	<input type="checkbox"/>	
12	Domestic private sector development	1	2	3	4	5	6	7	8	9	10	<input type="checkbox"/>	
13	Foreign direct investment	1	2	3	4	5	6	7	8	9	10	<input type="checkbox"/>	
14	Water and sanitation	1	2	3	4	5	6	7	8	9	10	<input type="checkbox"/>	
15	Trade and exports	1	2	3	4	5	6	7	8	9	10	<input type="checkbox"/>	
16	Economic growth	1	2	3	4	5	6	7	8	9	10	<input type="checkbox"/>	
17	Energy	1	2	3	4	5	6	7	8	9	10	<input type="checkbox"/>	
18	Disaster management	1	2	3	4	5	6	7	8	9	10	<input type="checkbox"/>	
19	Public sector governance/ reform (i.e., government effectiveness, public financial management, public expenditure, fiscal system reform)	1	2	3	4	5	6	7	8	9	10	<input type="checkbox"/>	
20	Job creation/employment	1	2	3	4	5	6	7	8	9	10	<input type="checkbox"/>	
21	Financial markets	1	2	3	4	5	6	7	8	9	10	<input type="checkbox"/>	
22	Equality of opportunity (i.e., equity)	1	2	3	4	5	6	7	8	9	10	<input type="checkbox"/>	
23	Health	1	2	3	4	5	6	7	8	9	10	<input type="checkbox"/>	
24	Rural development	1	2	3	4	5	6	7	8	9	10	<input type="checkbox"/>	
25	Global/regional integration	1	2	3	4	5	6	7	8	9	10	<input type="checkbox"/>	
26	Food security	1	2	3	4	5	6	7	8	9	10	<input type="checkbox"/>	
27	Education	1	2	3	4	5	6	7	8	9	10	<input type="checkbox"/>	
28	Social protection (e.g., pensions, targeted social assistance)	1	2	3	4	5	6	7	8	9	10	<input type="checkbox"/>	
29	Climate change (e.g., mitigation, adaptation)	1	2	3	4	5	6	7	8	9	10	<input type="checkbox"/>	
30	Agricultural development	1	2	3	4	5	6	7	8	9	10	<input type="checkbox"/>	
31	Sustainable and transparent development of the oil and gas sector (particularly related to management of revenues)	1	2	3	4	5	6	7	8	9	10	<input type="checkbox"/>	

SECTION C: WORLD BANK GROUP'S EFFECTIVENESS AND RESULTS

C2. How EFFECTIVE do you believe the World Bank Group is in terms of the work it does in the following areas of development in Uganda? (If you have NO exposure to/experience in working in any of the sectors listed below, please respond "Don't know")

		Not effective at all										Very effective	Don't know
		1	2	3	4	5	6	7	8	9	10		
1	Anti corruption	1	2	3	4	5	6	7	8	9	10		<input type="checkbox"/>
2	Information and communications technology	1	2	3	4	5	6	7	8	9	10		<input type="checkbox"/>
3	Transport (e.g., roads, bridges, transportation)	1	2	3	4	5	6	7	8	9	10		<input type="checkbox"/>
4	Crime and violence	1	2	3	4	5	6	7	8	9	10		<input type="checkbox"/>
5	Law and justice (e.g., judicial system)	1	2	3	4	5	6	7	8	9	10		<input type="checkbox"/>
6	Urban development	1	2	3	4	5	6	7	8	9	10		<input type="checkbox"/>
7	Environmental sustainability	1	2	3	4	5	6	7	8	9	10		<input type="checkbox"/>
8	Regulatory framework	1	2	3	4	5	6	7	8	9	10		<input type="checkbox"/>
9	Communicable/non-communicable diseases	1	2	3	4	5	6	7	8	9	10		<input type="checkbox"/>
10	Poverty reduction	1	2	3	4	5	6	7	8	9	10		<input type="checkbox"/>
11	Gender equity	1	2	3	4	5	6	7	8	9	10		<input type="checkbox"/>
12	Domestic private sector development	1	2	3	4	5	6	7	8	9	10		<input type="checkbox"/>
13	Foreign direct investment	1	2	3	4	5	6	7	8	9	10		<input type="checkbox"/>
14	Water and sanitation	1	2	3	4	5	6	7	8	9	10		<input type="checkbox"/>
15	Trade and exports	1	2	3	4	5	6	7	8	9	10		<input type="checkbox"/>
16	Economic growth	1	2	3	4	5	6	7	8	9	10		<input type="checkbox"/>
17	Energy	1	2	3	4	5	6	7	8	9	10		<input type="checkbox"/>
18	Disaster management	1	2	3	4	5	6	7	8	9	10		<input type="checkbox"/>
19	Public sector governance/ reform (i.e., government effectiveness, public financial management, public expenditure, fiscal system reform)	1	2	3	4	5	6	7	8	9	10		<input type="checkbox"/>
20	Job creation/employment	1	2	3	4	5	6	7	8	9	10		<input type="checkbox"/>
21	Financial markets	1	2	3	4	5	6	7	8	9	10		<input type="checkbox"/>
22	Equality of opportunity (i.e., equity)	1	2	3	4	5	6	7	8	9	10		<input type="checkbox"/>
23	Health	1	2	3	4	5	6	7	8	9	10		<input type="checkbox"/>
24	Rural development	1	2	3	4	5	6	7	8	9	10		<input type="checkbox"/>
25	Global/regional integration	1	2	3	4	5	6	7	8	9	10		<input type="checkbox"/>
26	Food security	1	2	3	4	5	6	7	8	9	10		<input type="checkbox"/>
27	Education	1	2	3	4	5	6	7	8	9	10		<input type="checkbox"/>
28	Social protection (e.g., pensions, targeted social assistance)	1	2	3	4	5	6	7	8	9	10		<input type="checkbox"/>
29	Climate change (e.g., mitigation, adaptation)	1	2	3	4	5	6	7	8	9	10		<input type="checkbox"/>
30	Agricultural development	1	2	3	4	5	6	7	8	9	10		<input type="checkbox"/>
31	Sustainable and transparent development of the oil and gas sector (particularly related to management of revenues)	1	2	3	4	5	6	7	8	9	10		<input type="checkbox"/>

SECTION C: WORLD BANK GROUP'S EFFECTIVENESS AND RESULTS

C3. Where are the World Bank Group's decisions made primarily that support the program in Uganda? (Select only ONE response)	
1	At the Headquarters (in Washington D.C.)
2	In the country
3	Don't know

C4. To what extent does the World Bank Group's work help to achieve development results in Uganda?											
1	2	3	4	5	6	7	8	9	10	<input type="checkbox"/>	
To no degree at all									To a very significant degree		Don't know

To what extent do you agree with the following statements about the World Bank Group in Uganda?														
		Strongly disagree										Strongly agree		Don't know
C5	The World Bank Group's financial instruments (i.e., investment lending, Development Policy Loan, Trust Funds, Program 4 Result, etc.) meet the needs of Uganda	1	2	3	4	5	6	7	8	9	10	<input type="checkbox"/>		
C6	The World Bank Group meets Uganda's needs for knowledge services (e.g., research, analysis, data, technical assistance)	1	2	3	4	5	6	7	8	9	10	<input type="checkbox"/>		

C7. To what extent do you believe the World Bank Group's internal evaluation mechanisms hold the institution accountable for achieving results in Uganda?											
1	2	3	4	5	6	7	8	9	10	<input type="checkbox"/>	
To no degree at all									To a very significant degree		Don't know

PLEASE NOTE: IN SOME CASES THE SURVEY WILL ASK FOR A SPECIFIC NUMBER OF RESPONSES. PLEASE DO NOT CHOOSE ANY MORE THAN REQUESTED. IF MORE RESPONSES ARE CHOSEN, DATA CANNOT BE INCLUDED IN ANALYSIS.

SECTION D: THE WORLD BANK GROUP'S KNOWLEDGE WORK AND ACTIVITIES (i.e., ANALYSIS, STUDIES, RESEARCH, DATA, REPORTS, CONFERENCES)

D1. How frequently do you consult World Bank Group's knowledge work and activities in the work you do?

1	Weekly
2	Monthly
3	A few times a year
4	Rarely
5	Never

In Uganda, to what extent do you believe that the World Bank Group's knowledge work and activities:

		To no degree at all										To a very significant degree	Don't know
D2	Are timely	1	2	3	4	5	6	7	8	9	10	<input type="checkbox"/>	
D3	Include appropriate level of stakeholder involvement during preparation	1	2	3	4	5	6	7	8	9	10	<input type="checkbox"/>	
D4	Are relevant to Uganda's development priorities	1	2	3	4	5	6	7	8	9	10	<input type="checkbox"/>	
D5	Lead to practical solutions	1	2	3	4	5	6	7	8	9	10	<input type="checkbox"/>	
D6	Are accessible (well written and easy to understand)	1	2	3	4	5	6	7	8	9	10	<input type="checkbox"/>	
D7	Are source of relevant information on global good practices	1	2	3	4	5	6	7	8	9	10	<input type="checkbox"/>	
D8	Enhance your knowledge and/or skills	1	2	3	4	5	6	7	8	9	10	<input type="checkbox"/>	
D9	Are adequately disseminated	1	2	3	4	5	6	7	8	9	10	<input type="checkbox"/>	
D10	Are translated enough into local language	1	2	3	4	5	6	7	8	9	10	<input type="checkbox"/>	
D11	Are adaptable to Uganda's specific development challenges and country circumstances	1	2	3	4	5	6	7	8	9	10	<input type="checkbox"/>	

D12. Overall, how significant a contribution do you believe the World Bank Group's knowledge work and activities make to development results in your country?

1	2	3	4	5	6	7	8	9	10	<input type="checkbox"/>
Not significant at all									Very significant	Don't know

D13. Overall, how would you rate the technical quality of the World Bank Group's knowledge work and activities?

1	2	3	4	5	6	7	8	9	10	<input type="checkbox"/>
Very low technical quality									Very high technical quality	Don't know

SECTION E: WORKING WITH THE WORLD BANK GROUP

To what extent does each of the following aspects of the World Bank Group's technical assistance/ advisory work contribute to solving Uganda's development challenges?												
		To no degree at all										To a very significant degree
		1	2	3	4	5	6	7	8	9	10	Don't know
E1	Conceptualization (understanding and framing the problem)											<input type="checkbox"/>
E2	Design (appraising and planning the solutions)											<input type="checkbox"/>
E3	Implementation (Executing, carrying out, monitoring and making appropriate adjustments)											<input type="checkbox"/>
E4	Evaluation (assessing the impact and results)											<input type="checkbox"/>

To what extent do you agree/disagree with the following statements?												
		Strongly disagree										Strongly agree
		1	2	3	4	5	6	7	8	9	10	Don't know
E5	The World Bank Group disburses funds promptly											<input type="checkbox"/>
E6	The World Bank Group effectively monitors and evaluates the projects and programs it supports											<input type="checkbox"/>
E7	The World Bank Group's approvals and reviews are done in a timely fashion											<input type="checkbox"/>
E8	The World Bank Group's "Safeguard Policy" requirements are reasonable											<input type="checkbox"/>
E9	The World Bank Group's conditions on its lending are reasonable											<input type="checkbox"/>
E10	The World Bank Group takes decisions quickly in Uganda											<input type="checkbox"/>
E11	Working with the World Bank Group increases Uganda's institutional capacity											<input type="checkbox"/>
E12	The World Bank Group ensures consistency and continuity through staff changes											<input type="checkbox"/>
E13	Where country systems (e.g., procurement, financial management, etc.) are adequate, the World Bank Group makes appropriate use of them											<input type="checkbox"/>
E14	The World Bank Group provides effective implementation support (i.e., supervision of projects)											<input type="checkbox"/>

E15. Which of the following best describes the way the World Bank Group operates in Uganda? (Select only one response)	
1	The World Bank Group takes too much risk in Uganda
2	The World Bank Group does not take enough risk in Uganda
3	The World Bank Group's approach to risk is appropriate
4	Don't know
5	Prefer not to answer

SECTION F: THE FUTURE ROLE OF THE WORLD BANK GROUP IN UGANDA

F1. Which of the following SHOULD the World Bank Group do to make itself of greater value in Uganda? (Choose no more than TWO)

1	Provide more adequate data/knowledge/statistics/figures on Uganda's economy
2	Collaborate more effectively with Government clients (e.g., national, state, local)
3	Offer more innovative financial products
4	Improve the competitiveness of its financing compared to markets (e.g., cost, timeliness, other terms)
5	Reach out more to groups outside of Government
6	Improve the quality of its experts as related to Uganda's specific challenges
7	Offer more innovative knowledge services
8	Ensure greater selectivity in its work
9	Increase the level of capacity development in the country
10	Reduce the complexity of obtaining World Bank Group financing
11	Work faster
12	Other (please specify): _____

F2. When considering the combination of services that the World Bank Group offers in Uganda, and taking into account its limited level of resources, which ONE of the following do you believe the World Bank Group should offer more of in Uganda? (Select only ONE response)

1	Financial services
2	Knowledge products
3	Convening services
4	None of the above
5	The combination is appropriate for Uganda
6	Don't know

F3. Please identify two areas related to sustainable development of the oil and gas sector in Uganda, where greater support from the World Bank Group would be most valuable. (Choose no more than TWO)

1	Support in mitigation of macro-economic risks
2	Support efforts to ensure participation of civil society and citizens
3	Technical aspects related to the sector
4	Support in monitoring of operations
5	Advisory role in contract negotiations
6	Support in management of foreign exchange and revenues
7	Support in governance, anti-corruption, access to information and transparency related to overall management of oil and gas resources
8	Support in improving quality of public expenditures
9	Other (please specify): _____
10	Don't know

F4. Would you like to see more, less, or just about the same level of the World Bank Group involvement in the sustainable development of the oil and gas sector in Uganda? (Select only ONE response)

<input type="checkbox"/> More	<input type="checkbox"/> Just about the same	<input type="checkbox"/> Less	<input type="checkbox"/> None at all	<input type="checkbox"/> Don't know
-------------------------------	--	-------------------------------	--------------------------------------	-------------------------------------

SECTION G: COMMUNICATION AND INFORMATION SHARING

G1. How do you get most of your information about economic and social development issues in Uganda? (Choose no more than TWO)	
1	Local newspapers
2	International newspapers
3	Local radio
4	International radio
5	Local television
6	International television
7	Periodicals
8	Internet
9	Social media (e.g., Facebook, Twitter, Youtube, Flickr)
10	Blogs
11	Mobile phones
12	Instant messaging
13	Other (please specify): _____

G2. How would you prefer to receive information from the World Bank Group? (Choose no more than TWO)	
1	Blogs
2	Direct contact with World Bank Group (i.e., face to face meetings/discussions)
3	e-Newsletters
4	Instant messaging
5	World Bank Group's seminars/workshops/conferences
6	World Bank Group's publications and other written materials
7	Mobile phones
8	Social media (e.g., Facebook, Twitter, Youtube, Flickr)
9	World Bank Group's website
10	Other (please specify): _____

G3	Are you aware of the World Bank Group's Access to Information Policy under which the Bank will now disclose any information in its possession that is not on a list of exceptions?	Yes	No
G4	Have you requested information from the World Bank Group on its activities in the past year? (If YES please go to Question G5; if NO please go to G6)	Yes	No
G5	Were you able to obtain this information?	Yes	No
G6	Do you have access to the Internet?	Yes	No
G7	Do you use/have you used the World Bank Group website?	Yes	No

SECTION G: COMMUNICATION AND INFORMATION SHARING

G8. Which do you primarily use? (Select only ONE response)	
1	The World Bank Group's country website (www.worldbank.org/uganda)
2	The World Bank Group's main website (www.worldbank.org)

G9. Which Internet connection do you use primarily when visiting a World Bank Group website?	
1	High speed
2	Dial-up

Please rate how much you agree with the following statements.													
		Strongly disagree										Strongly agree	Don't know
G10	I use/consult World Bank Group's data more often than I did a few years ago	1	2	3	4	5	6	7	8	9	10		<input type="checkbox"/>
G11	I find the World Bank Group's websites easy to navigate. <i>(Only answer if you have used a World Bank Group website)</i>	1	2	3	4	5	6	7	8	9	10		<input type="checkbox"/>
G12	I find the information on the World Bank Group's websites useful. <i>(Only answer if you have used a World Bank Group website)</i>	1	2	3	4	5	6	7	8	9	10		<input type="checkbox"/>
G13	The World Bank Group's social media channels (e.g., Facebook, Twitter, Youtube, Flickr) are valuable sources of information about the institution	1	2	3	4	5	6	7	8	9	10		<input type="checkbox"/>
G14	When I need information from the World Bank Group I know how to find it (e.g., whom to call, where to reach them, etc.)	1	2	3	4	5	6	7	8	9	10		<input type="checkbox"/>
G15	The World Bank Group is responsive to my information requests and inquiries	1	2	3	4	5	6	7	8	9	10		<input type="checkbox"/>

PLEASE NOTE: IN SOME CASES THE SURVEY WILL ASK FOR A SPECIFIC NUMBER OF RESPONSES. PLEASE DO NOT CHOOSE ANY MORE THAN REQUESTED. IF MORE RESPONSES ARE CHOSEN, DATA CANNOT BE INCLUDED IN ANALYSIS.

SECTION H: BACKGROUND INFORMATION

H1. Which of the following best describes your current position? (Select only ONE response)	
1	Office of the President, Prime Minister
2	Office of Minister
3	Office of Parliamentarian
4	Employee of a Ministry, Ministerial Department or Implementation Agency
5	Consultant/Contractor working on World Bank Group supported Project/Program
6	Project Management Unit (PMU) overseeing implementation of project
7	Local Government Office or Staff
8	Bilateral Agency
9	Multilateral Agency
10	Private Sector Organization
11	Private Foundation
12	Financial Sector/Private Bank
13	NGO
14	Community Based Organization
15	Media (Press, Radio, TV, Web, etc.)
16	Independent Government Institution (i.e., Regulatory Agency, Central Bank/oversight institution)
17	Trade Union
18	Faith-Based Group
19	Academia/Research Institute/Think Tank
20	Judiciary Branch
21	Cultural Leader (e.g., traditional leader, hereditary leader)
22	Political Party
23	Other (please specify): _____

H2. Please identify the primary specialization of your work. (Select only ONE response)			
1	Agriculture/ rural development / food security	11	Natural resource management / environmental sustainability
2	Climate change / disaster management	12	Private sector development / foreign direct investment
3	Education	13	Public sector governance / public financial management / anti corruption
4	Energy	14	Social protection
5	Financial markets / banking	15	Transport
6	Gender equity / equality of opportunity	16	Urban development
7	Health / communicable/non-communicable diseases	17	Water and sanitation
8	Information and communications technology	18	Generalist
9	Job creation/employment	19	Other (please specify): _____
10	Law and justice / regulatory framework		

SECTION H: BACKGROUND INFORMATION

H3. Currently, do you professionally collaborate/work with the World Bank Group in your country?	
1	Yes
2	No

H4. Which of the following agencies of the World Bank Group do you work with in Uganda? (Select all that apply)	
1	The World Bank (IBRD/IDA)
2	The International Finance Corporation (IFC)
3	The Multilateral Investment Guarantee Agency (MIGA)
4	None

H5. Which of the following describes most of your exposure to the World Bank Group in Uganda? (Choose no more than TWO)	
1	Observer (i.e., follow in media, discuss in informal conversations, etc.)
2	Use World Bank Group reports/data
3	Engage in World Bank Group related/sponsored events/activities
4	Collaborate as part of my professional duties
5	Use World Bank Group website for information, data, research, etc.

H6. Which best represents your geographic location?	
1	Kampala City
2	Central Uganda
3	Eastern Uganda
4	Northern Uganda
5	Western Uganda

Thank you for completing the survey!