

FY15 Mauritania Country Opinion Survey Report

THE WORLD BANK GROUP

Public Opinion Research Group



May 2015



Acknowledgements

The Mauritania Country Opinion Survey is part of the Country Opinion Survey Program series of the World Bank Group. This report was prepared by the Public Opinion Research Group (PORG) team led by Sharon Felzer (Senior Communications Officer, Head of PORG), Jing Guo, Svetlana Markova, and Jessica Cameron. Calita Woods and Dania Mendoza provided data support. The report was prepared under the overall guidance and supervision of Sumir Lal (Director, ECRGP). PORG acknowledges the significant contribution from the Mauritania country team and the local fielding agency Mauritanie Visual. In particular, PORG is grateful for the support from El Hadramy Oubeid (Public Sector Specialist) and Ahmed Chrif Ahmed (Consultant) in Nouakchott, Mauritania.





Table of Contents

I. Objectives	3
II. Methodology.....	3
III. Demographics of the Sample.....	4
IV. General Issues Facing Mauritania.....	8
V. Overall Attitudes toward the World Bank Group.....	12
VI. Sectoral Importance and Effectiveness.....	19
VII. How the World Bank Group Operates	24
VIII. World Bank Group's Knowledge and Instruments	31
IX. The Future Role of the World Bank Group in Mauritania	36
X. Communication and Outreach	41
XI. Appendices.....	48





I. Objectives

This survey was designed to assist the World Bank Group (WBG) in gaining a better understanding of how stakeholders in Mauritania perceive the WBG. The survey explored:

- *General Issues Facing Mauritania*
- *Overall Attitudes toward the World Bank Group*
- *World Bank Group's Effectiveness and Results*
- *The World Bank Group's Knowledge Work and Activities*
- *Working with the World Bank Group*
- *The Future Role of the World Bank Group in Mauritania*
- *Communication and Information Sharing*
- *Background Information*

II. Methodology

From February to March 2015, 393 stakeholders of the WBG in Mauritania were invited to provide their opinions on the WBG's work in the country by participating in a country opinion survey. Participants were drawn from the office of the President/Prime Minister, office of a minister; office of a parliamentarian; ministries/ministerial departments; consultants/contractors working on WBG-supported projects/programs; PMUs; local governments; bilateral/multilateral agencies; private sector organizations; private foundations; the financial sector/private banks; NGOs/community based organizations (CBO); the media; independent government institutions; trade unions; faith-based groups, youth groups; academia/research institutes/think tanks; judiciary branch; and other organizations. A total of 204 stakeholders participated in the survey (52% response rate).

Some respondents filled out the questionnaire with a representative of the fielding agency in person or on the phone, and others received and returned the questionnaires via post or email. Respondents were asked about: general issues facing Mauritania; their overall attitudes toward the WBG; the WBG's effectiveness and results; the WBG's knowledge work and activities; working with the WBG; the WBG's future role in Mauritania; and the WBG's communication and information sharing.

Every country that engages in the Country Opinion Survey must include specific indicator questions that will be aggregated for the World Bank Group's annual Corporate Scorecard. These questions are identified throughout the survey report.

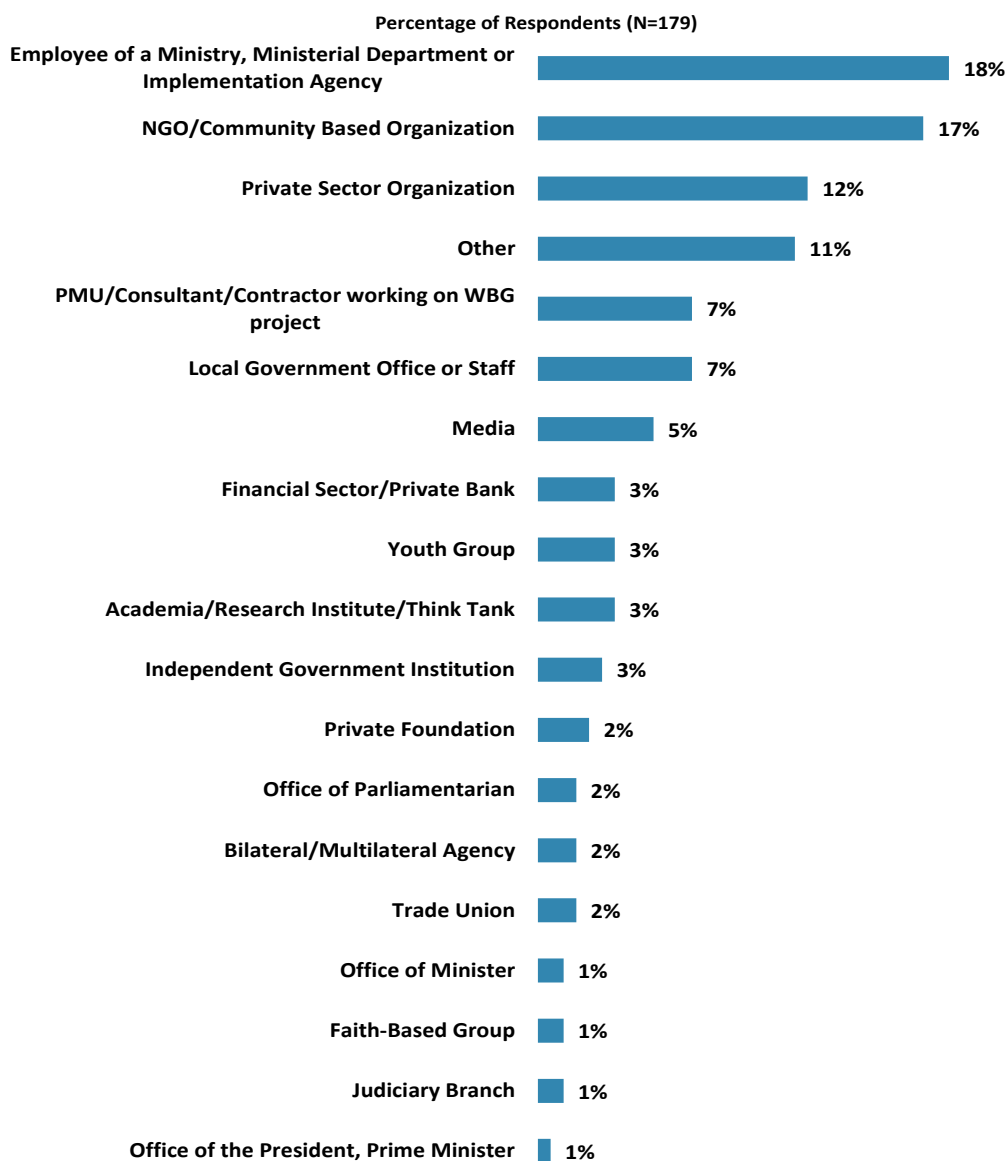
The results in this year's Country Survey were compared to those in the Country Surveys conducted in FY'12 (response rate is 51%, N=110). Data were weighted to reach the same stakeholder composition in two years, which allows for year comparisons. Stakeholder groups which were not present in both fiscal years were not included in the comparison. Respondents who belonged to the "other" stakeholder category were not included either. As a result, means of the FY' 15 data and the total number of respondents in both years are slightly different from those of the original data reported in appendices A, B, C, D, E, G, H, and I. For the weighted stakeholder breakdown and year comparison results, please see appendix F (page 118).



III. Demographics of the Sample

Current Position

- For further analyses, respondents from ministries/ministerial departments, PMUs, and consultants working WBG projects were combined, respondents from the financial sector/private banks were combined with those from private sector organizations; Respondents from private foundations, NGOs/CBOs, trade union, faith-based groups, and youth groups were combined into “CSO.” Few respondents from the office of the president, office of a minister, office of parliamentarian, bilateral/multilateral agencies, independent government institutions, academia, the judiciary branch, and other organizations were included in the “Other” category.

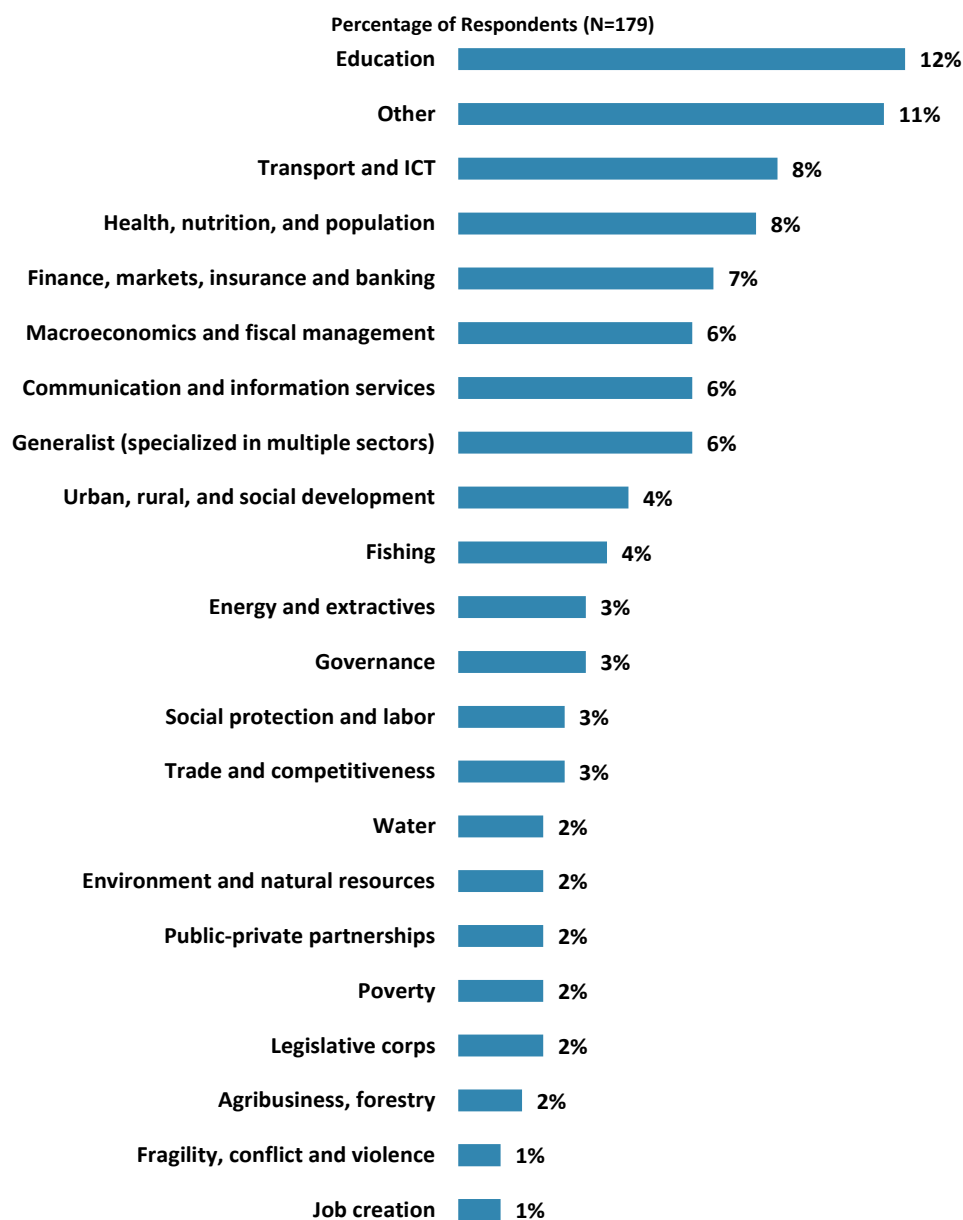


“Which of the following best describes your current position?” (Respondents chose from a list.)



III. Demographics of the Sample (continued)

Area of Primary Specialization¹



"Please identify the primary specialization of your work." (Respondents chose from a list.)

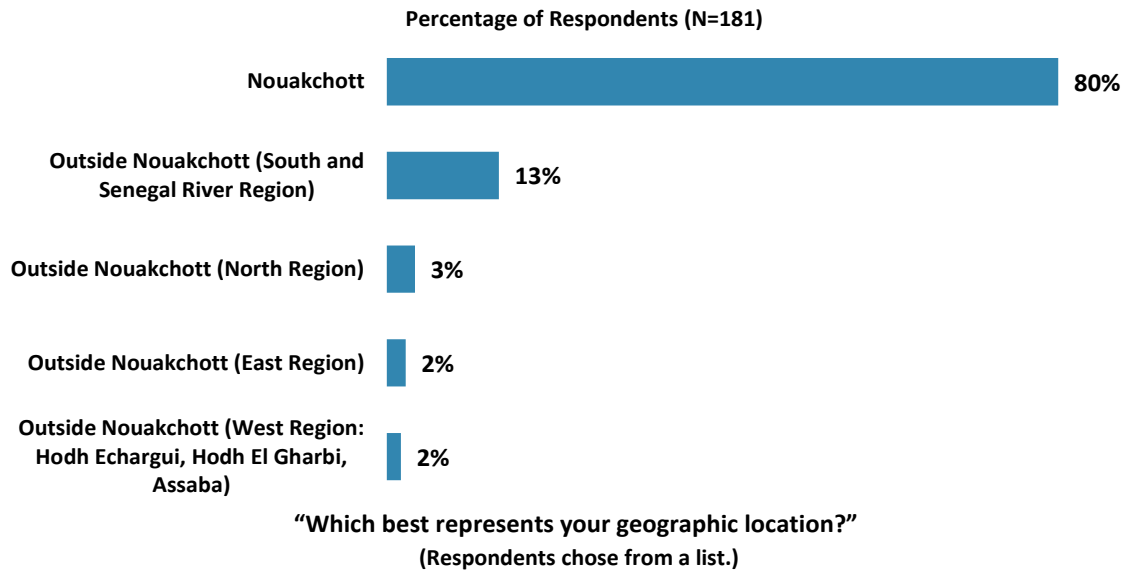
¹ Given the large number of respondents specializing in education, cross-sectoral analyses were conducted to examine if education specialists drove the overall responses to the multiple-choice questions about Mauritania's development priorities and greatest contributors to poverty reduction in the country. For details, please see Appendix G.



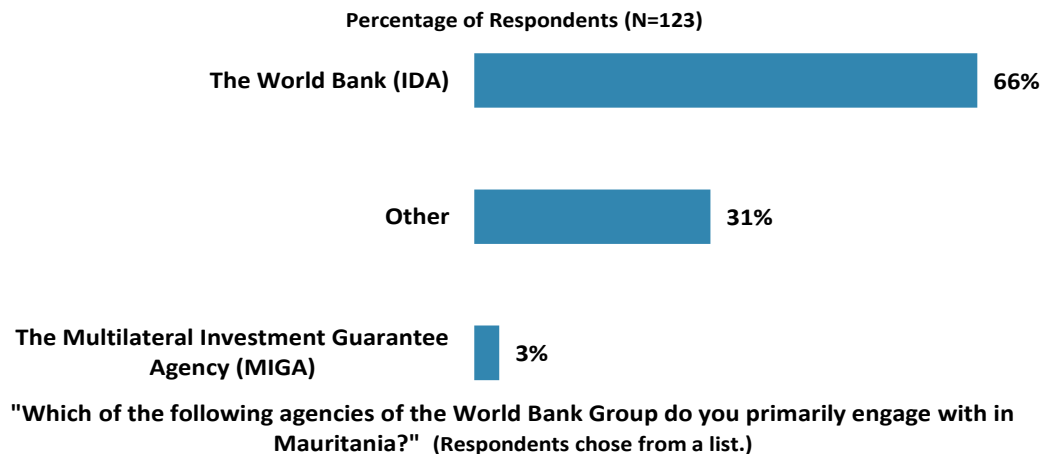
III. Demographics of the Sample (continued)

Geographic Location

- For further analysis, respondents from four other locations outside of Nouakchott were combined. Comparisons between respondents from Nouakchott and Outside Nouakchott can be found in Appendix C (see page 82).



Exposure to Agencies within the World Bank Group

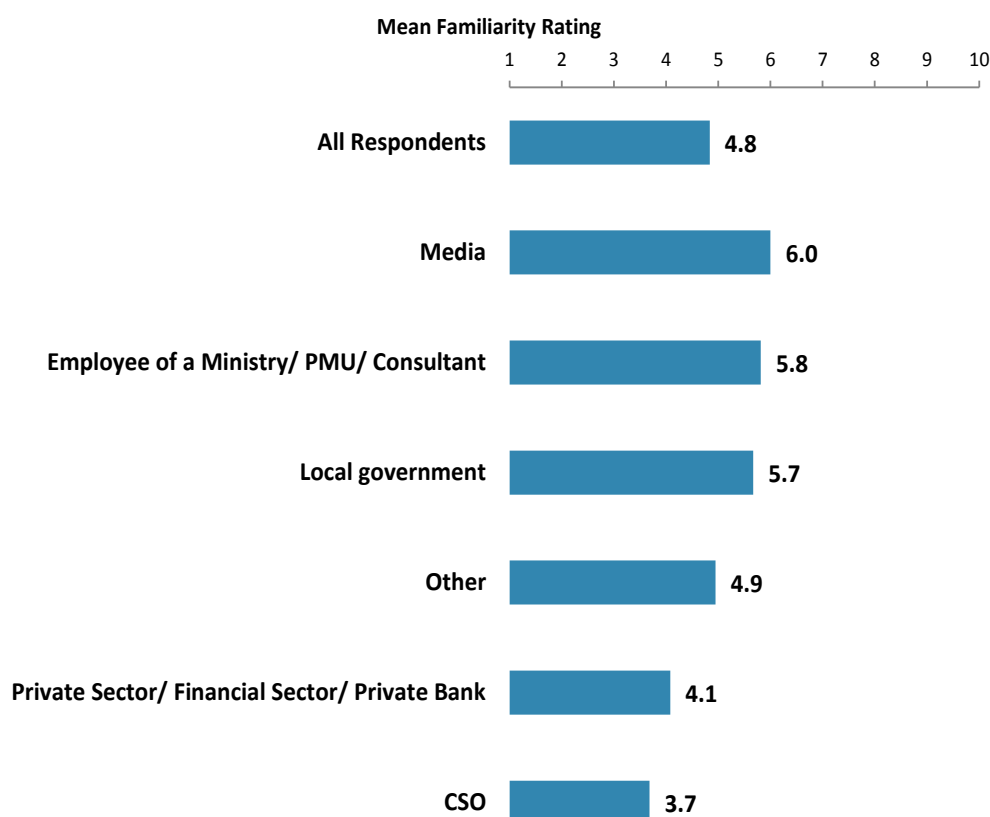




III. Demographics of the Sample (continued)

Familiarity with the World Bank Group

- **Year comparison:** Respondents of this year's Country Survey and those in the FY'12 Country Survey had statistically similar levels of familiarity with the WBG (weighted mean in FY'15= 5.1; weighted mean in FY'12 = 5.3)².
- Respondents' levels of familiarity with the WBG were significantly, strongly correlated with their perceptions of the WBG's overall effectiveness in Mauritania, and significantly, moderately correlated with the WBG's relevance to Mauritania's development and the institution's ability to help achieve development results in the country.



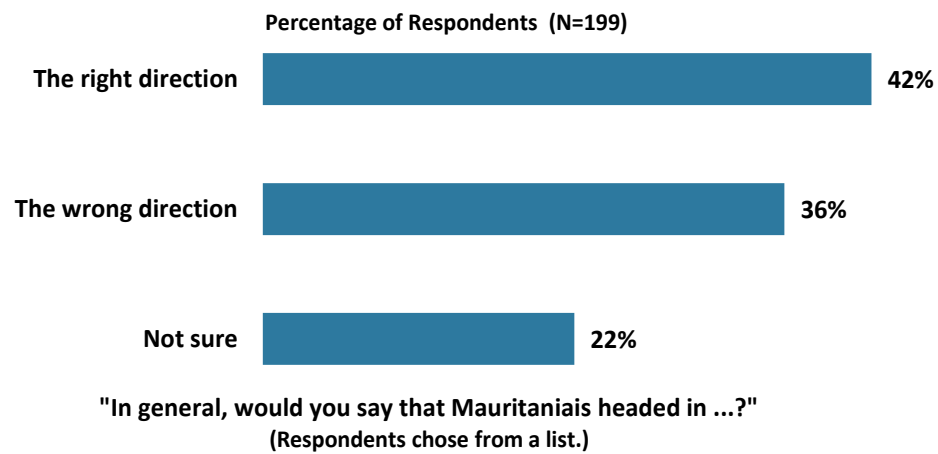
"How familiar are you with the work of the World Bank Group in Mauritania?"
(1 - "Not familiar at all", 10 - "Extremely familiar")

² Please go to Appendix F for more details on weighting. The means in the chart were calculated based on un-weighted data.



IV. General Issues Facing Mauritania

Headed in the Right Direction

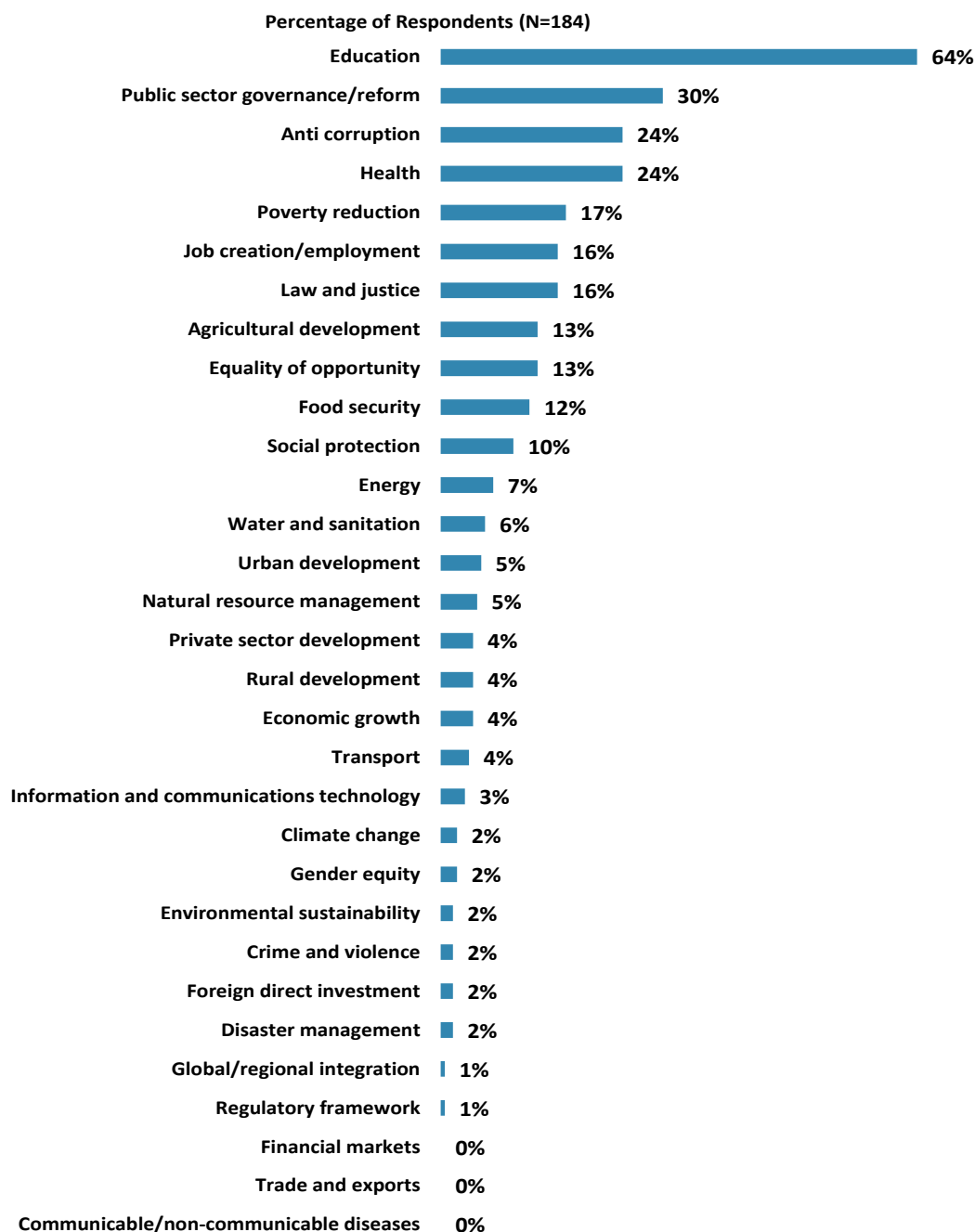




IV. General Issues Facing Mauritania (continued)

Development Priority

- **Year comparison:** Respondents in the FY'12 Country Survey indicated that the most important development priorities in Mauritania were “*government effectiveness/governance*” (44%) and “*access to/quality of education*” (27%).



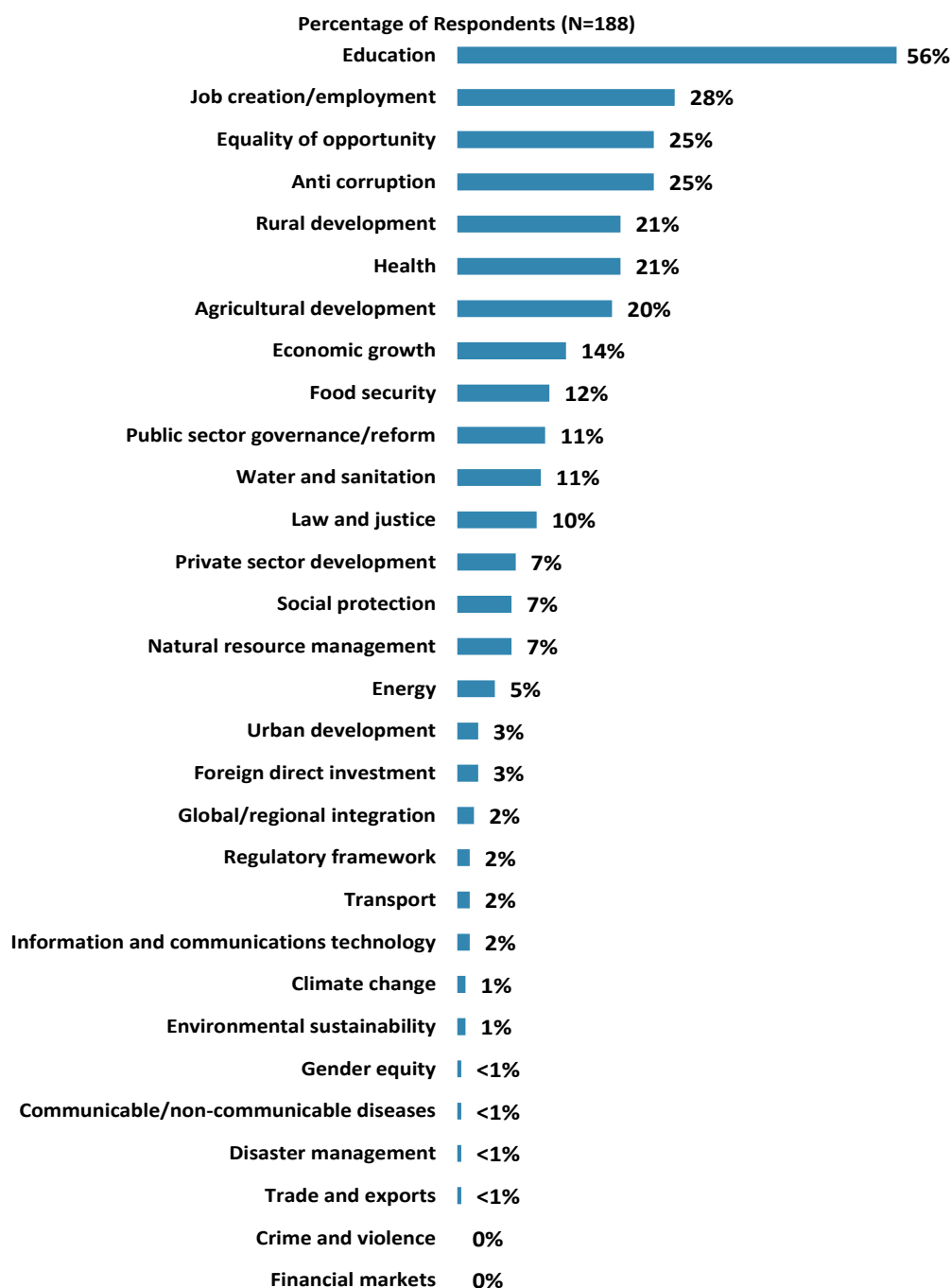
"Listed below are a number of development priorities in Mauritania. Please identify which of the following you consider the most important development priorities in Mauritania. (Choose no more than THREE)" (Respondents chose from a list. Responses combined.)



IV. General Issues Facing Mauritania (continued)

What Would Contribute Most to Reducing Poverty

- **Year comparison:** In the FY'12 Country Survey, respondents indicated that the greatest contributors to poverty reduction in Mauritania were “*access to/quality of education*” (25%) and “*government effectiveness/ governance*” (24%).

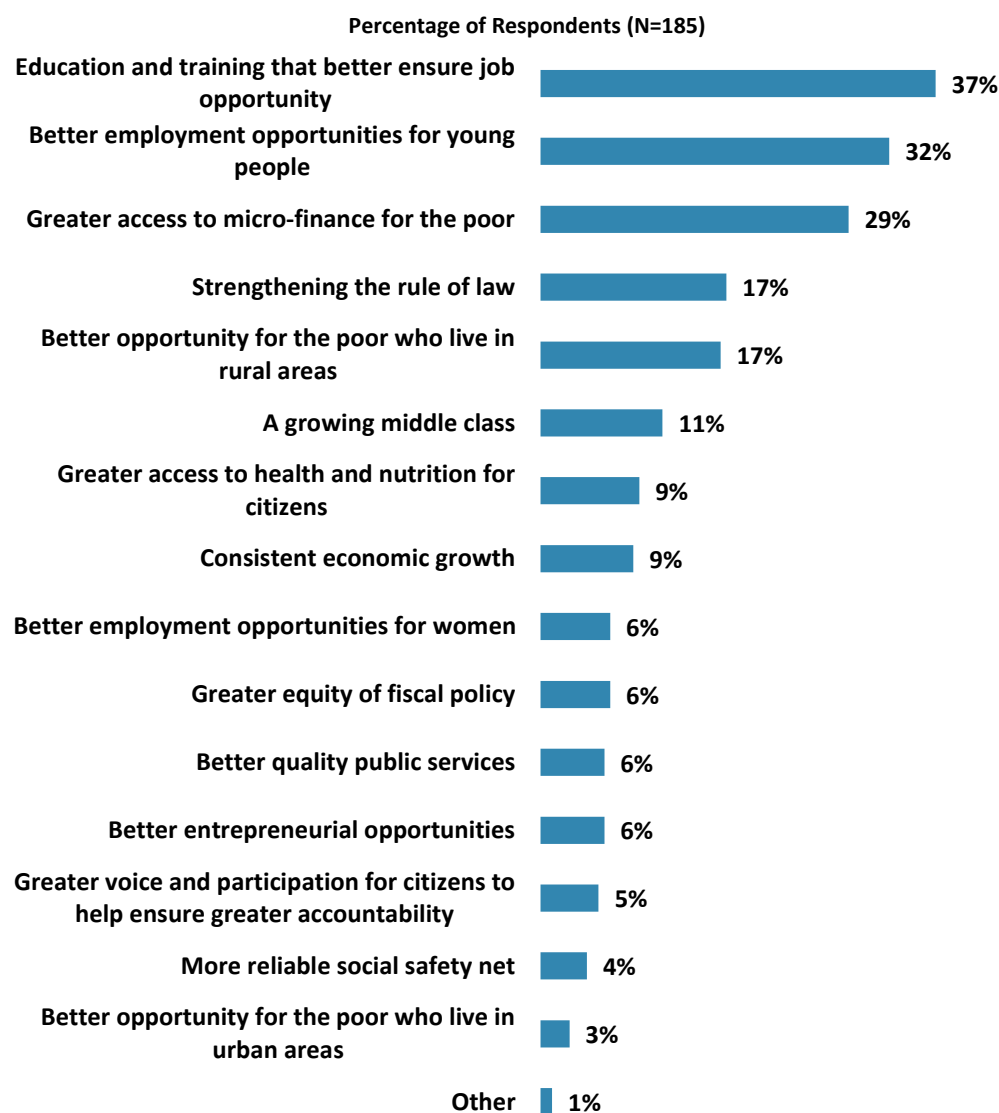


"Poverty reduction is a broad term that encompasses work in many different areas. Which THREE areas of development listed below do you believe would contribute most to reducing poverty in Mauritania?" (Respondents chose from a list. Responses combined.)



IV. General Issues Facing Mauritania (continued)

Factors Contributing to “Shared Prosperity”



"The World Bank Group's "Shared Prosperity" goal captures two key elements, economic growth and equity. It will seek to foster income growth among the bottom 40 percent of a country's population. Improvement in the Shared Prosperity Indicator requires growth and well-being of the less well-off. When thinking about the idea of "Shared Prosperity" in your country, which of the following TWO best illustrate how this would be achieved in

Mauritania? (Choose no more than TWO)"

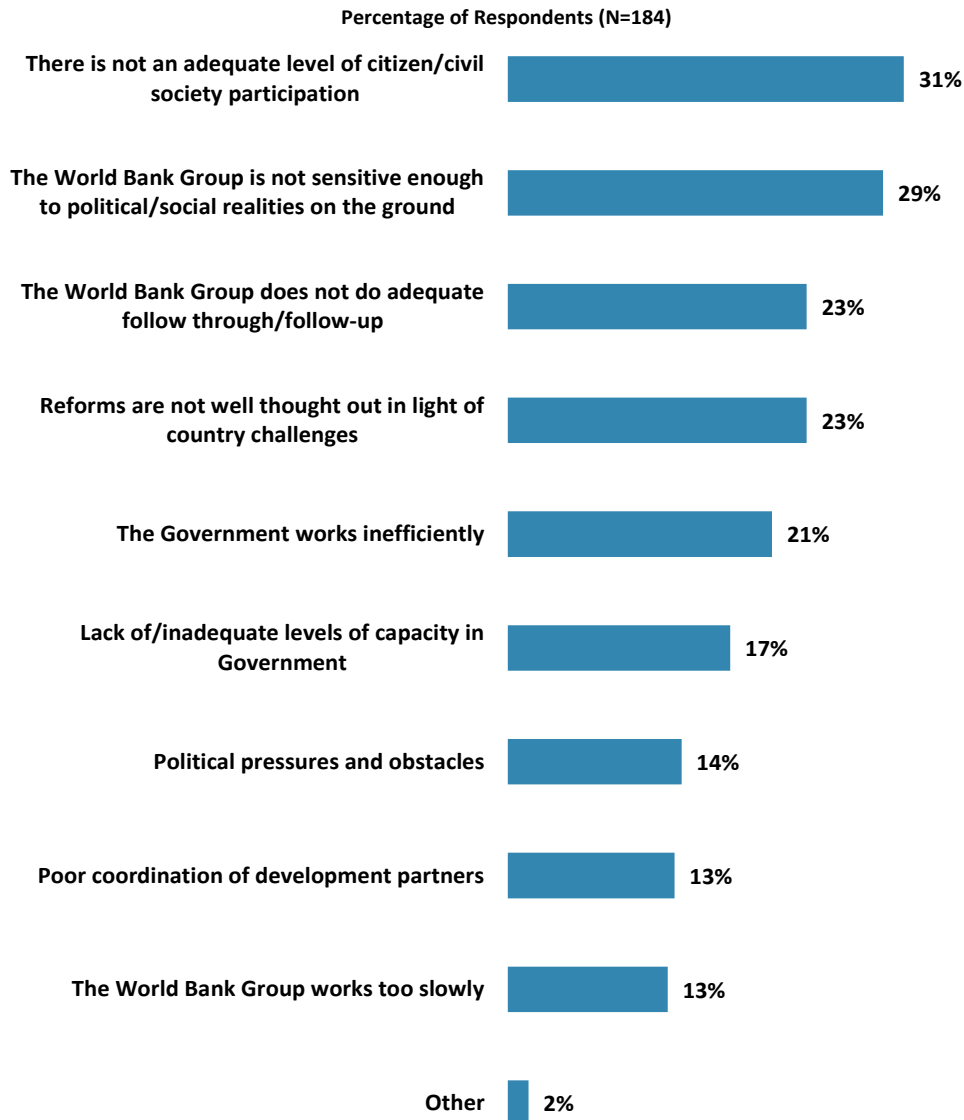
(Respondents chose from a list. Responses combined.)



V. Overall Attitudes toward the World Bank Group

Attributing Failed/Slow Reform Efforts

- **Year comparison:** Respondents in the FY'12 Country Survey indicated that they most often attributed failed or slow World Bank-assisted reform efforts to “*inadequate level of citizen/civil society participation*” (44%) and “*the government working inefficiently/too slowly*” (42%).



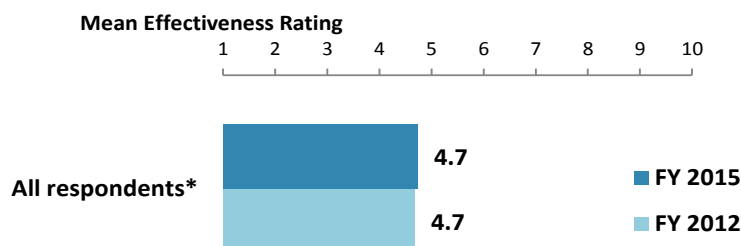
"When World Bank Group assisted reform efforts fail or are slow to take place, which of the following would you attribute this to? (Choose no more than TWO)"
(Respondents chose from a list. Responses combined.)



V. Overall Attitudes toward the World Bank Group (continued)

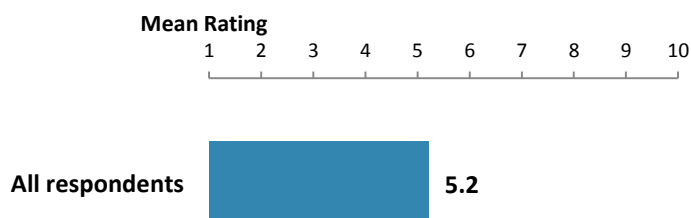
As noted in the “Methodology” section, the indicator questions referred to throughout the survey report are questions that are asked in every country that engages in the Country Opinion Survey. These will be aggregated for the World Bank Group’s annual Corporate Scorecard.

The World Bank Group’s Overall Effectiveness³ (Indicator Question)



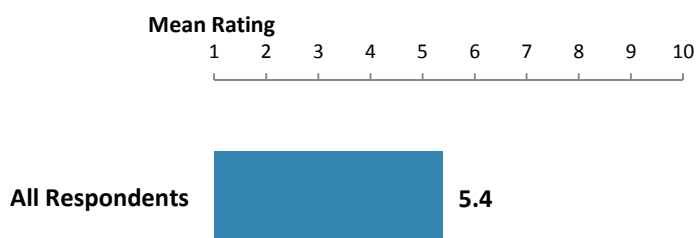
Overall, please rate your impression of the effectiveness of the World Bank Group in Mauritania.
(1 - "Not effective at all", 10 - "Very effective")

Achieving Development Results (Indicator Question)



To what extent does the World Bank Group’s work help to achieve development results in Mauritania?
(1-"To no degree at all", 10-"To a very significant degree")

Staff Preparedness



To what extent do you believe the World Bank Group’s staff is well prepared to help Mauritania solve its most complicated development challenges?
(1-"To no degree at all", 10-"To a very significant degree")

³ Means presented in the effectiveness chart were calculated based on weighted data. The other two charts on this page reflect means calculated based on un-weighted data.



V. Overall Attitudes toward the World Bank Group (continued)

Overall Ratings for Indicator Questions by Stakeholder Groups*

- **Stakeholder groups:** Respondents from ministries, PMUs and consultants working on WBG projects had the highest ratings for the twenty five indicator questions, whereas respondents from CSOs had significantly lower ratings.
- **Collaboration:** Respondents who currently collaborate/work with the WBG had overall significantly higher ratings (6.1) for indicator questions than respondents who do not currently collaborate with the institution (4.6).
- Responses to individual indicator questions by stakeholder groups can be found in Appendix I (page 127).



Mean Ratings for All Indicator Questions by Stakeholder Groups on a Scale from 1 to 10

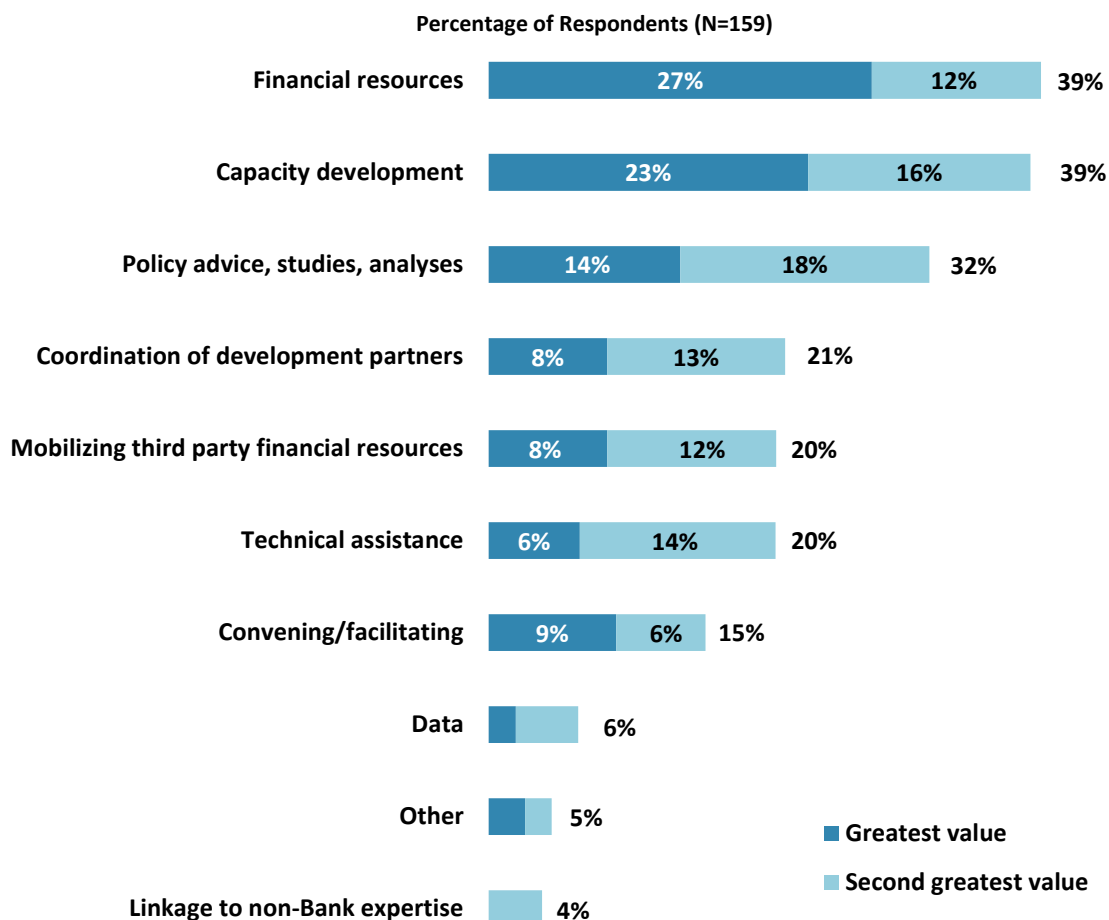
* Responses to all twenty five indicator questions can be found in Appendices H and I.



V. Overall Attitudes toward the World Bank Group (continued)

Greatest Value

- **Year comparison:** Respondents in the FY'12 Country Survey indicated that the World Bank's greatest value to Mauritania was its "*lending when others won't*" (35%).



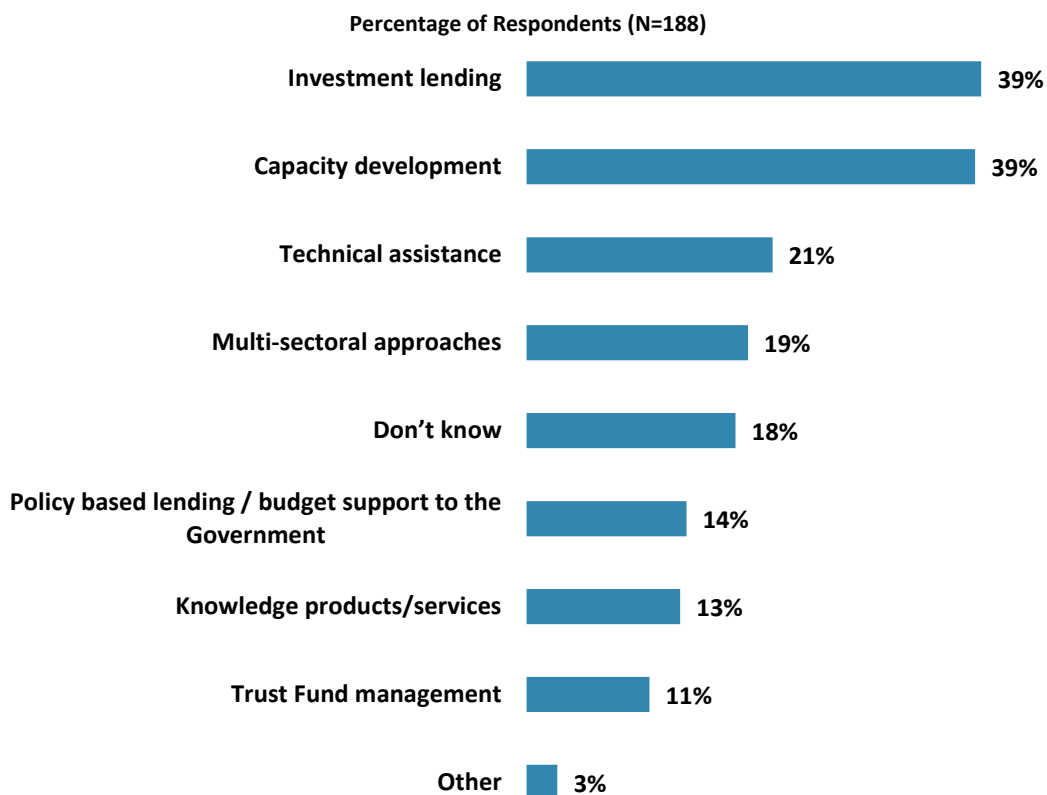
"When thinking about the World Bank Group's role, which activity do you believe is of greatest VALUE and which activity is of second greatest value in Mauritania?"

(Respondents chose from a list.)



V. Overall Attitudes toward the World Bank Group (continued)

Most Effective Instruments in Reducing Poverty



“Which World Bank Group instruments do you believe are the MOST effective in reducing poverty in Mauritania? (Choose no more than TWO)”
(Respondents chose from a list. Responses combined.)

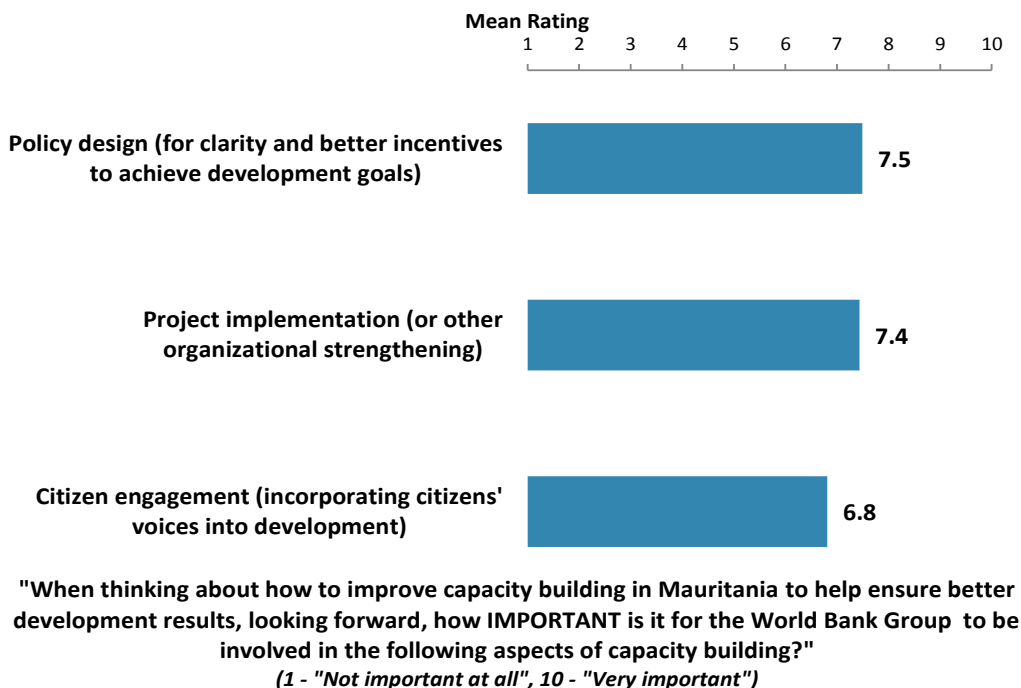


V. Overall Attitudes toward the World Bank Group (continued)

Effectiveness of WBG's Capacity Building Work



Importance of WBG's Capacity Building Work



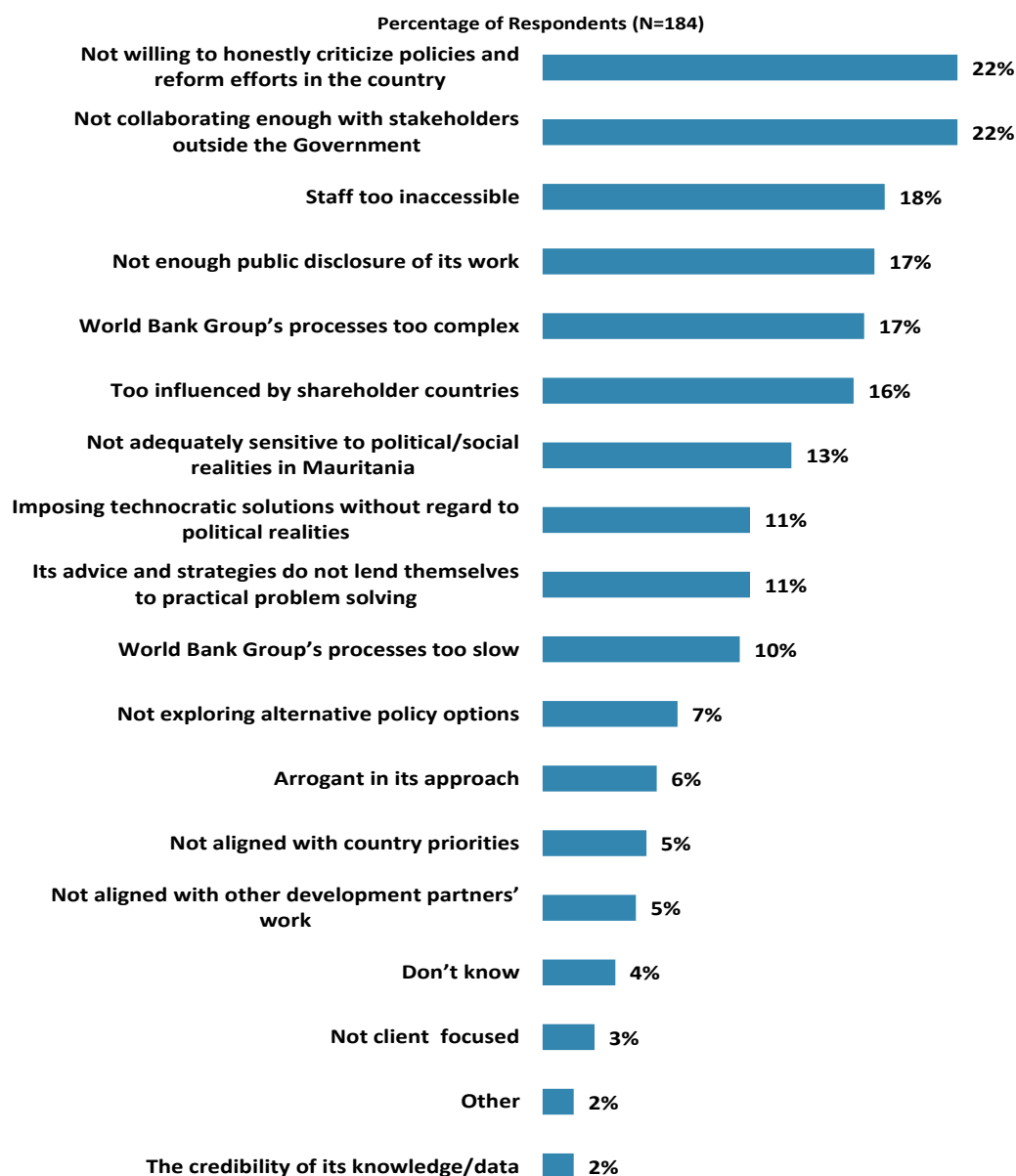


V. Overall Attitudes toward the World Bank Group (continued)

Greatest Weakness

- **Year comparison:** Respondents in the FY'12 Country Survey indicated that the WBG's greatest weakness in its work in Mauritania was "*imposing technocratic solutions without regard to political realities*" (43%).

Stakeholder groups: Respondents from the private sector/financial sector/private banks and the media were significantly more likely to indicate that the WBG's greatest weakness in its work in Mauritania was "*not willing to honestly criticize policies and reform efforts in the country*" compared to respondents from other stakeholder groups.

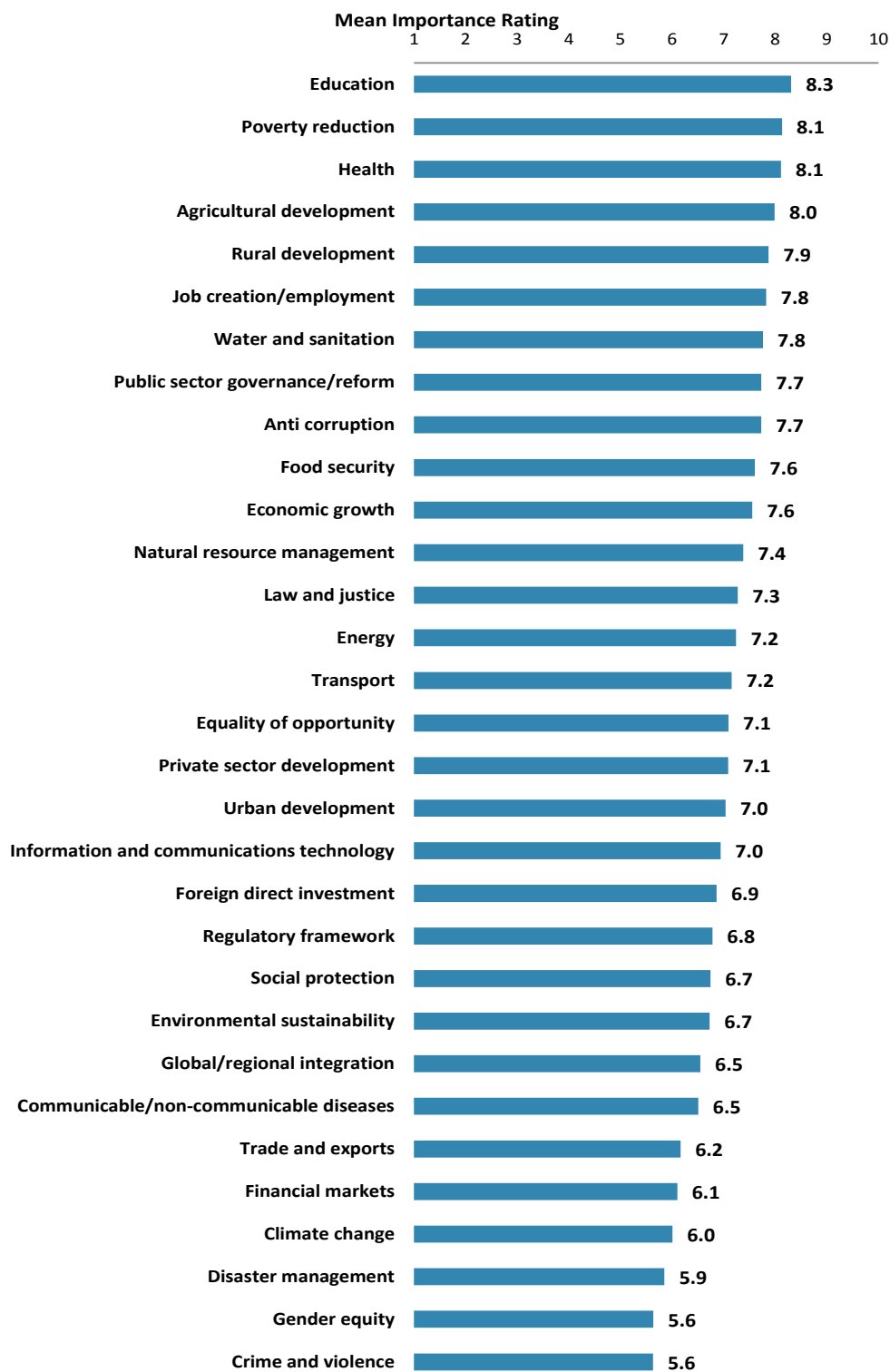


"Which of the following do you identify as the World Bank Group's greatest WEAKNESSES in its work in Mauritania? (Choose no more than TWO)"
(Respondents chose from a list. Responses combined.)



VI. Sectoral Importance and Effectiveness

Importance of WBG's Support in Sectoral Areas

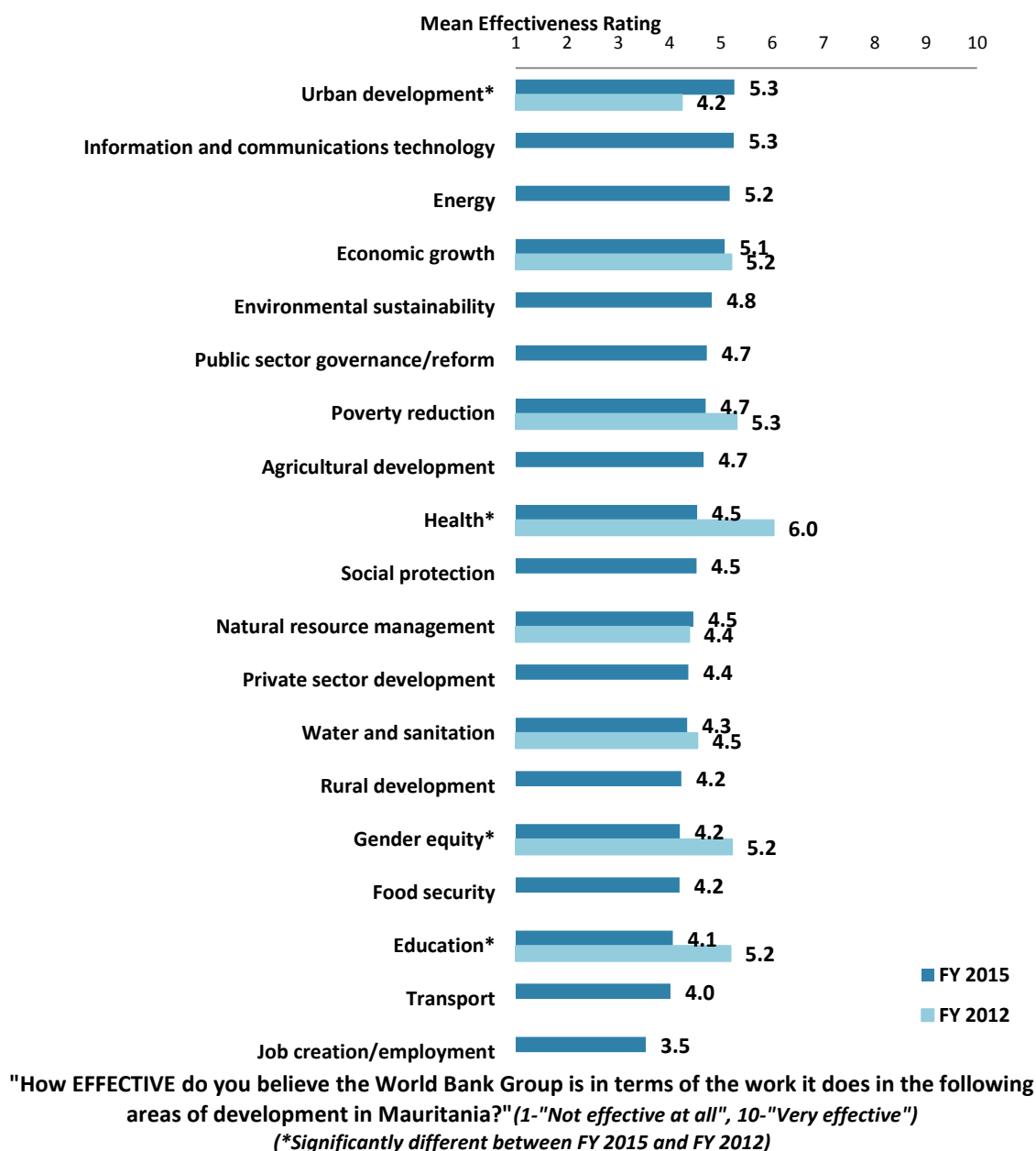


"In your opinion, how IMPORTANT is it for the World Bank Group to be involved in the following areas of development in Mauritania?"
(1-"Not important at all", 10-"important")



VI. Sectoral Importance and Effectiveness (continued)

Effectiveness of WBG's Support in Sectoral Areas: Year Comparison⁴

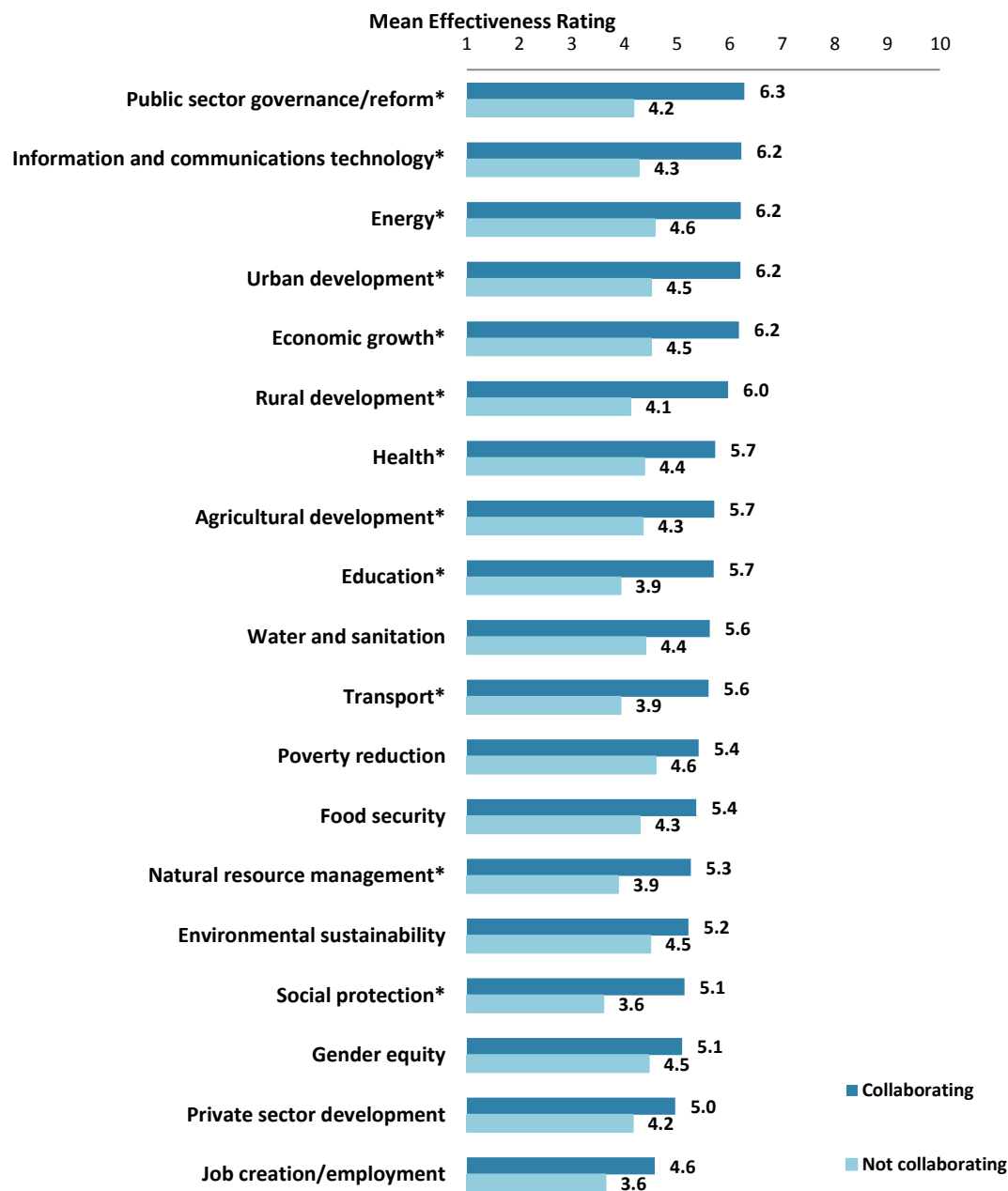


⁴ All means presented in this chart are calculated based on weighted data. See Appendix F for details.



VI. Sectoral Importance and Effectiveness (continued)

Effectiveness of WBG's Support in Sectoral Areas: Collaboration



"How EFFECTIVE do you believe the World Bank Group is in terms of the work it does in the following areas of development in Mauritania?" (1-"Not effective at all", 10-"Very effective")

(*Significantly different between collaborators and non-collaborators with the WBG)



VI. Sectoral Importance and Effectiveness (continued)

WBG Promoting Private Public Partnerships

Mean Ratings

1 2 3 4 5 6 7 8 9 10

All respondents



4.4

"To what extent do you believe that the World Bank Group's work helps to find solutions that promote private public partnerships in Mauritania?"
(1-"to no degree at all", 10-"To a very significant degree")

Helping the Poorest

Percentage of Respondents (N=184)

To a somewhat insufficient degree



32%

To a very insufficient degree



26%

To a somewhat sufficient degree



18%

Don't know



17%

To a fully sufficient degree



7%

"To what extent do you believe that the World Bank Group's work and support help the poorest in Mauritania?"
(Respondents chose from a list.)



VI. Sectoral Importance and Effectiveness (continued)

Drivers of Effectiveness

To determine the key drivers of respondents' ratings of the World Bank Group's overall effectiveness and ratings of its ability to help achieve development results in Mauritania, bivariate correlational analyses were conducted using respondents' ratings of the nineteen specific areas of effectiveness.

Correlational analyses, however, are not able to tell us exactly what is causing respondents' ratings of the World Bank Group's overall effectiveness or ratings of its ability to help achieve development results. Rather, these analyses tell us that as ratings of effectiveness in one area increase, respondents' ratings of the Bank Group's overall effectiveness increase, or as ratings of effectiveness in one area increase, ratings of the WBG's ability to help achieve development results increase. Thus, it can be inferred that respondents' perceptions of effectiveness in one specific area are related to, or drive, respondents' perceptions of the Bank Group's overall effectiveness or perceptions of the WBG's ability to help achieve development results.

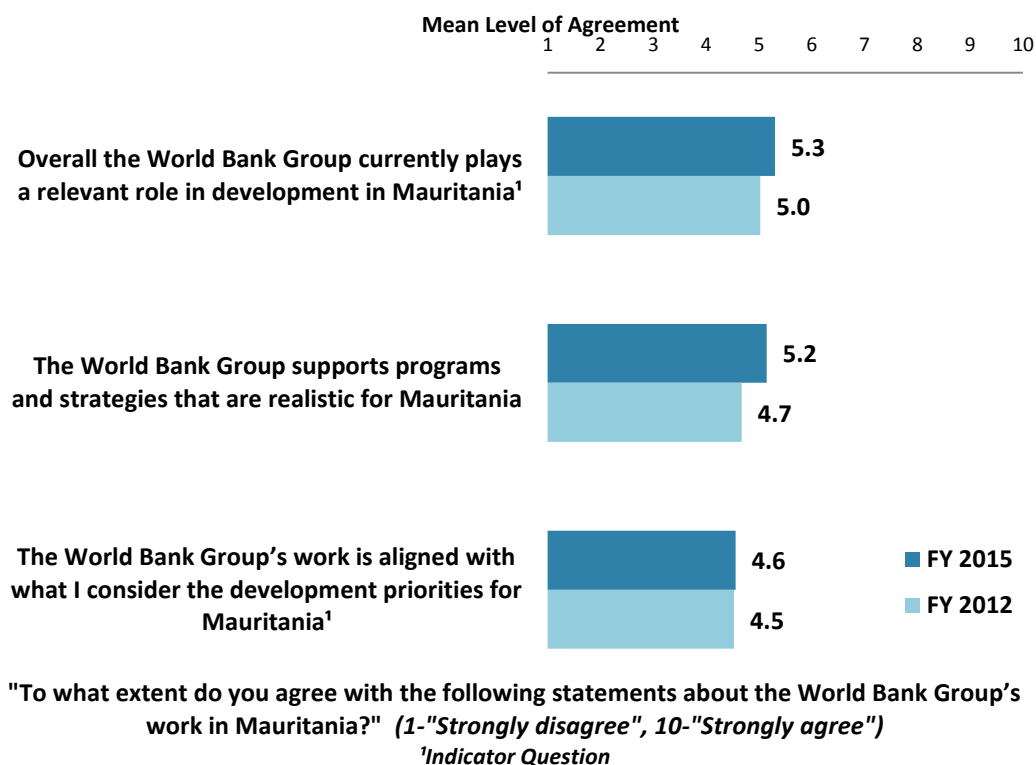
- Overall Effectiveness: Those specific areas with the highest Pearson Product-Moment correlations were determined to be the most closely related to perceptions of the Bank Group's overall effectiveness, suggesting that ratings of effectiveness in those specific areas are drivers of perceptions of the Bank Group's overall effectiveness in Mauritania. The areas determined to be key drivers from these analyses were:
 - The WBG's effectiveness at information and communication technology;
 - The WBG's effectiveness at energy;
 - The WBG's effectiveness at public sector governance/reform;
 - The WBG's effectiveness at social protection; and,
 - The WBG's effectiveness at education.
- Achieving Development Results: Those specific areas with the highest Pearson Product-Moment correlations were determined to be the most closely related to perceptions of the WBG's ability to help achieve development results in Mauritania, suggesting that ratings of effectiveness in those specific areas are drivers of perceptions of the WBG's ability to help achieve development results. The areas determined to be key drivers from these analyses were:
 - The WBG's effectiveness at water and sanitation;
 - The WBG's effectiveness at social protection;
 - The WBG's effectiveness at public sector governance/reform;
 - The WBG's effectiveness at rural development; and
 - The WBG's effectiveness at education.



VII. How the World Bank Group Operates

The World Bank Group's Work in Mauritania: Year Comparison⁵

- **Year comparison:** Respondents in the FY'12 and this year's Country Surveys did not differ in their views on the following statements about the WBG's work in Mauritania.

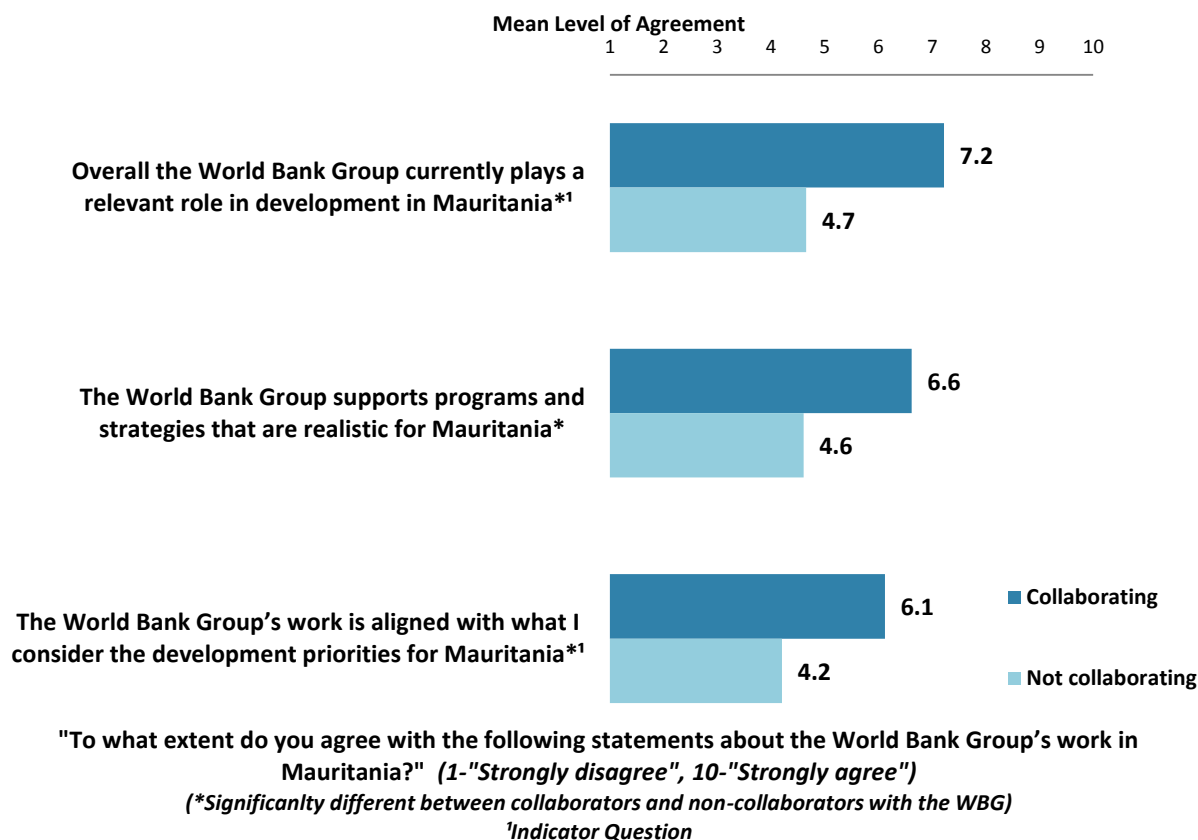


⁵ Means in the chart were calculated based on weighted data. For more information about weighting, please see Appendix F.



VII. How the World Bank Group Operates (continued)

The World Bank Group's Work in Mauritania: Collaboration

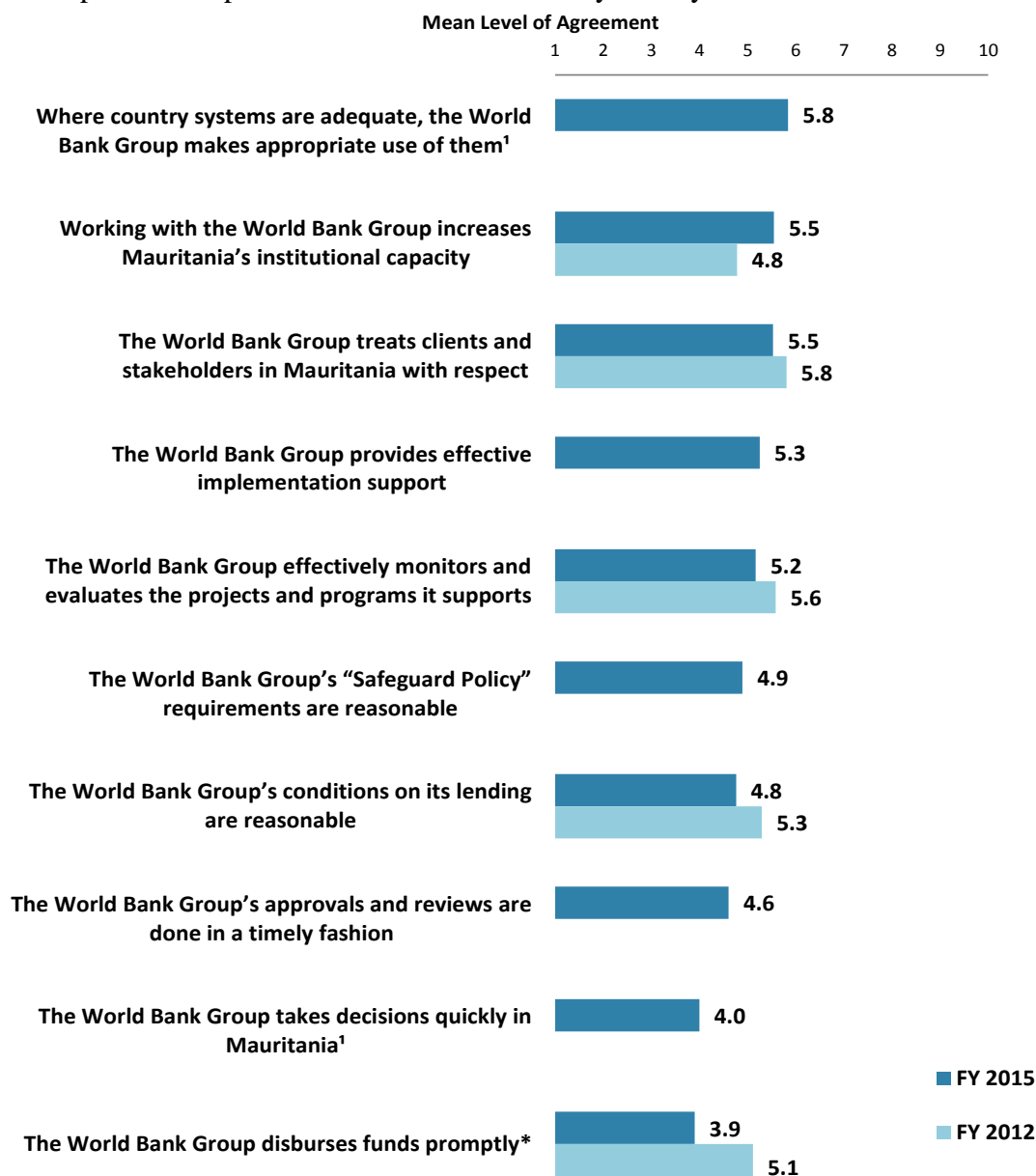




VII. How the World Bank Group Operates (continued)

Overall Perceptions: Year Comparison⁶

- **Year comparison:** Respondents of this year's Country Survey had significantly lower levels of agreement with the statement that "*the WBG disburses funds promptly*" compared to respondents in the FY'12 Country Survey.



"To what extent do you agree/disagree with the following statements?"

(1-"Strongly disagree", 10-"Strongly agree")

(*Significantly different between FY 2015 and FY 2012)

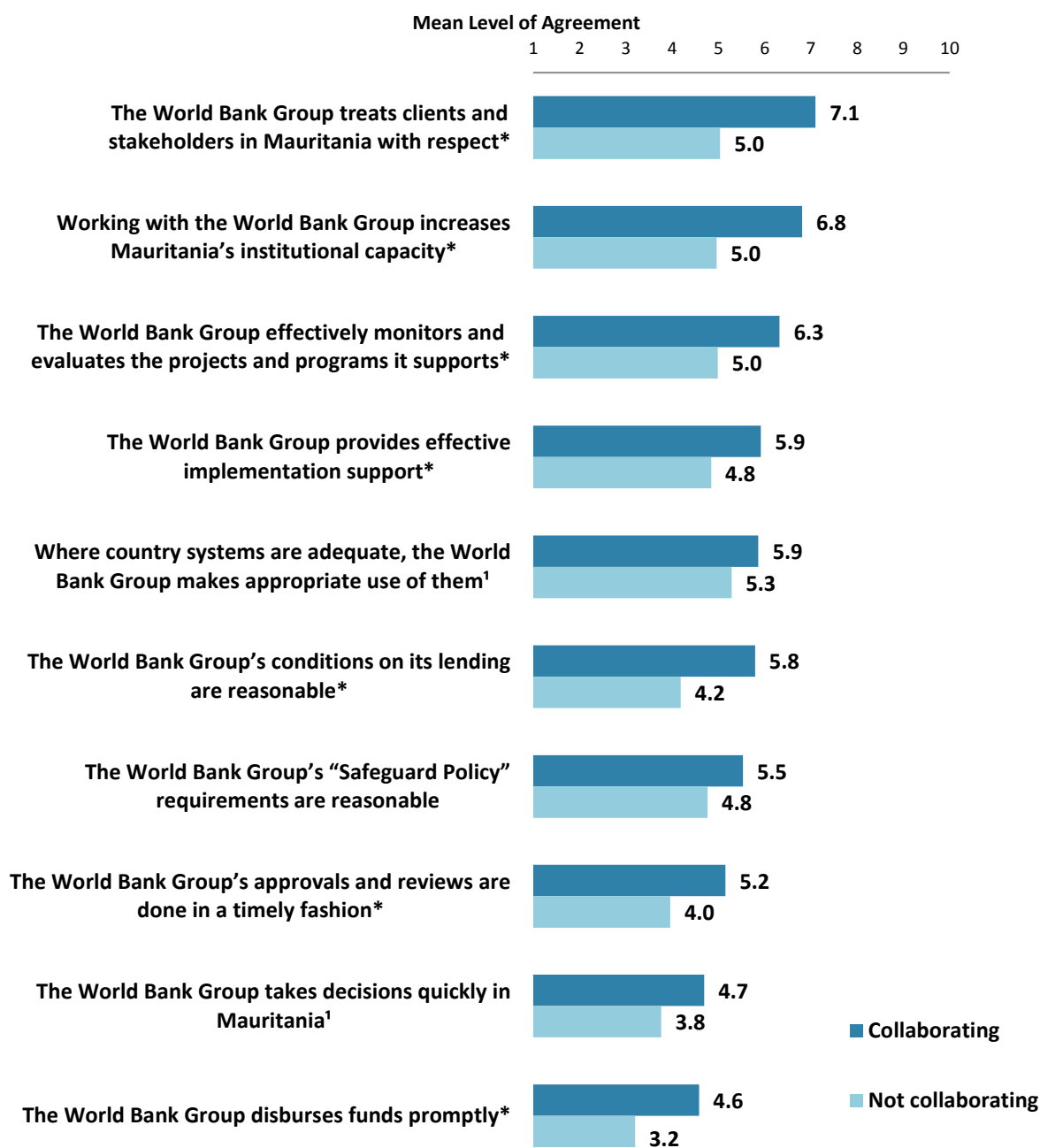
¹Indicator Question

⁶ Means in the chart were calculated based on weighted data. For more information about weighting, please see Appendix F.



VII. How the World Bank Group Operates (continued)

Overall Perceptions: Collaboration



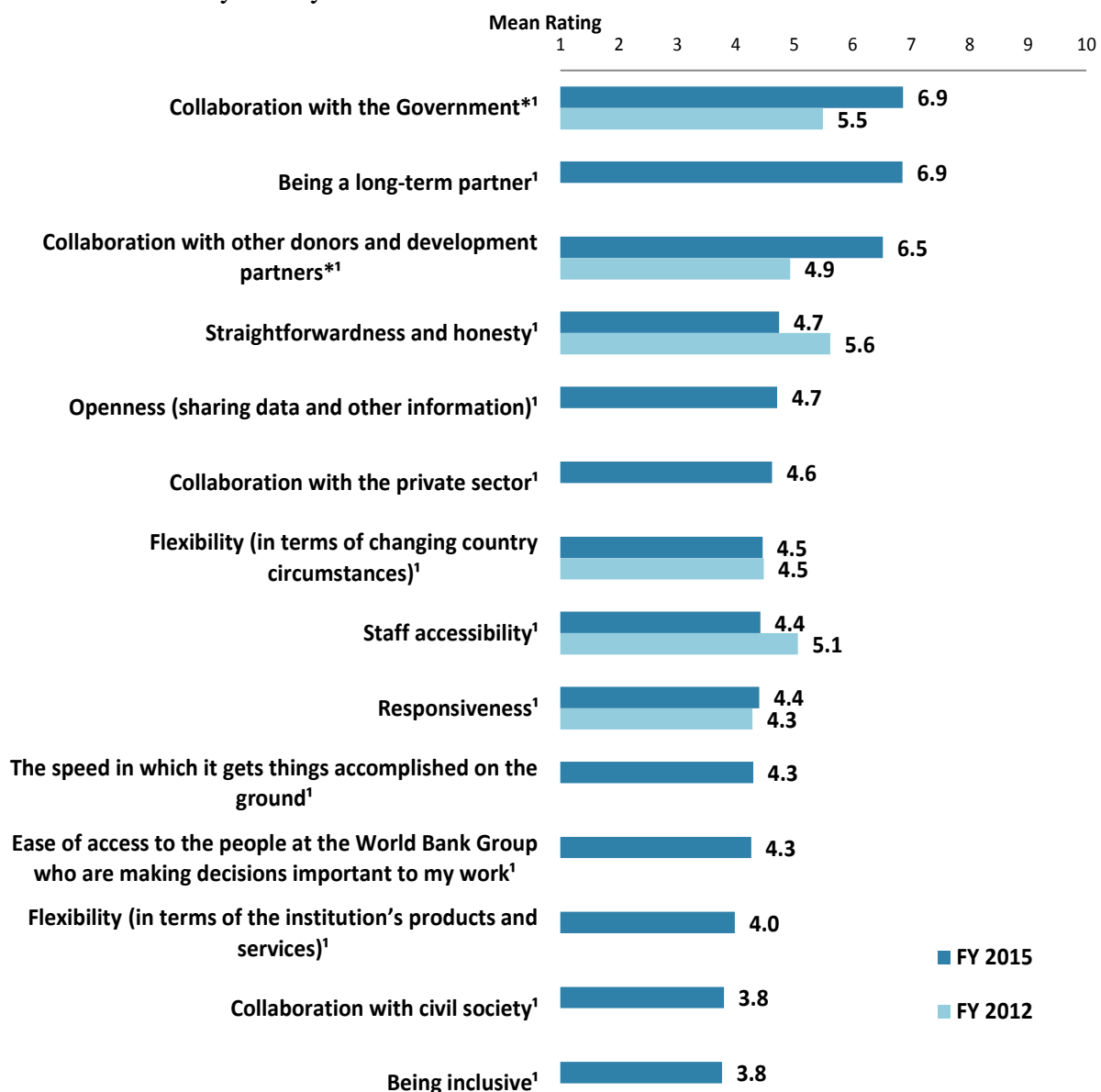
"To what extent do you agree/disagree with the following statements?"
 (1-"Strongly disagree", 10-"Strongly agree")
 (*Significantly different between collaborators and non-collaborators with the WBG)
¹Indicator Question



VII. How the World Bank Group Operates (continued)

The World Bank Group as an Effective Development Partner: Year Comparison⁷

- **Year comparison:** As indicated in the chart below, respondents of this year's Country Survey gave significantly higher ratings for the WBG's collaboration with the government and other donors/development partners, compared to respondents in the FY'12 Country Survey.



"To what extent is the World Bank Group an effective development partner in Mauritania, in terms of each of the following?" (1-"To no degree at all", 10-"To a very significant degree")

(*Significantly different between FY2015 and FY2012)

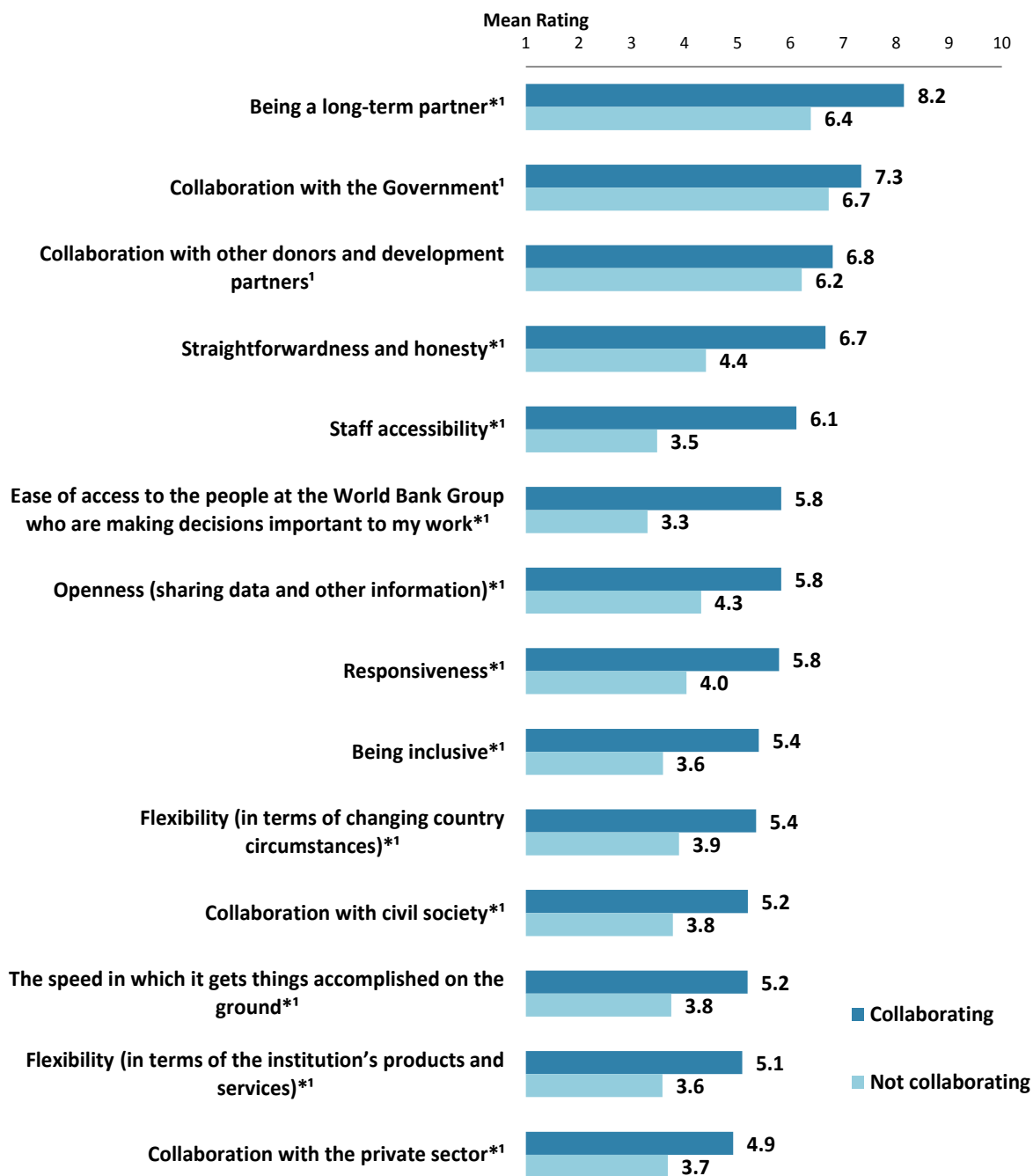
¹Indicator Question

⁷ All means in this chart are calculated based on weighted data.



VII. How the World Bank Group Operates (continued)

The World Bank Group as an Effective Development Partner: Collaboration



"To what extent is the World Bank Group an effective development partner in Mauritania, in terms of each of the following?" (1-"To no degree at all", 10-"To a very significant degree")

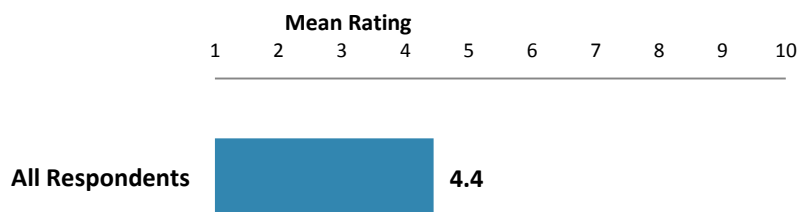
(*Significantly different between collaborators and non-collaborators with the WBG)

¹Indicator Question



VII. How the World Bank Group Operates (continued)

Internal Measuring and Monitoring



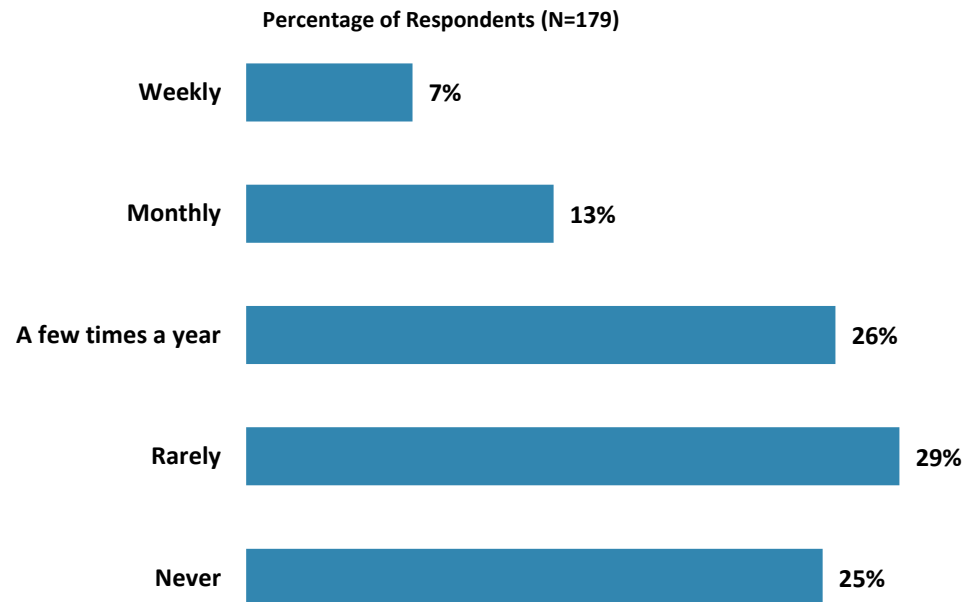
"To what extent do you believe the World Bank Group measures and corrects its work in real time in Mauritania?"

(1-"To no degree at all", 10-"To a very significant degree")



VIII. World Bank Group's Knowledge and Instruments

Frequency of Consulting WBG Knowledge Work



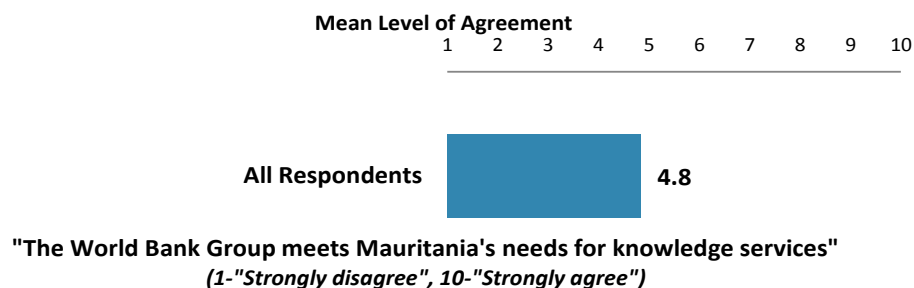
"How frequently do you consult World Bank Group knowledge work and activities in the work you do?" (Respondents chose from a list.)



VIII. World Bank Group's Knowledge and Instruments (continued)

Meeting Mauritania's Knowledge Needs (*Indicator Question*)

- **Year comparison:** Respondents of FY'12 and FY'15 Country Surveys had statistically similar levels of agreement that the World Bank Group meets Mauritania's needs for knowledge services.

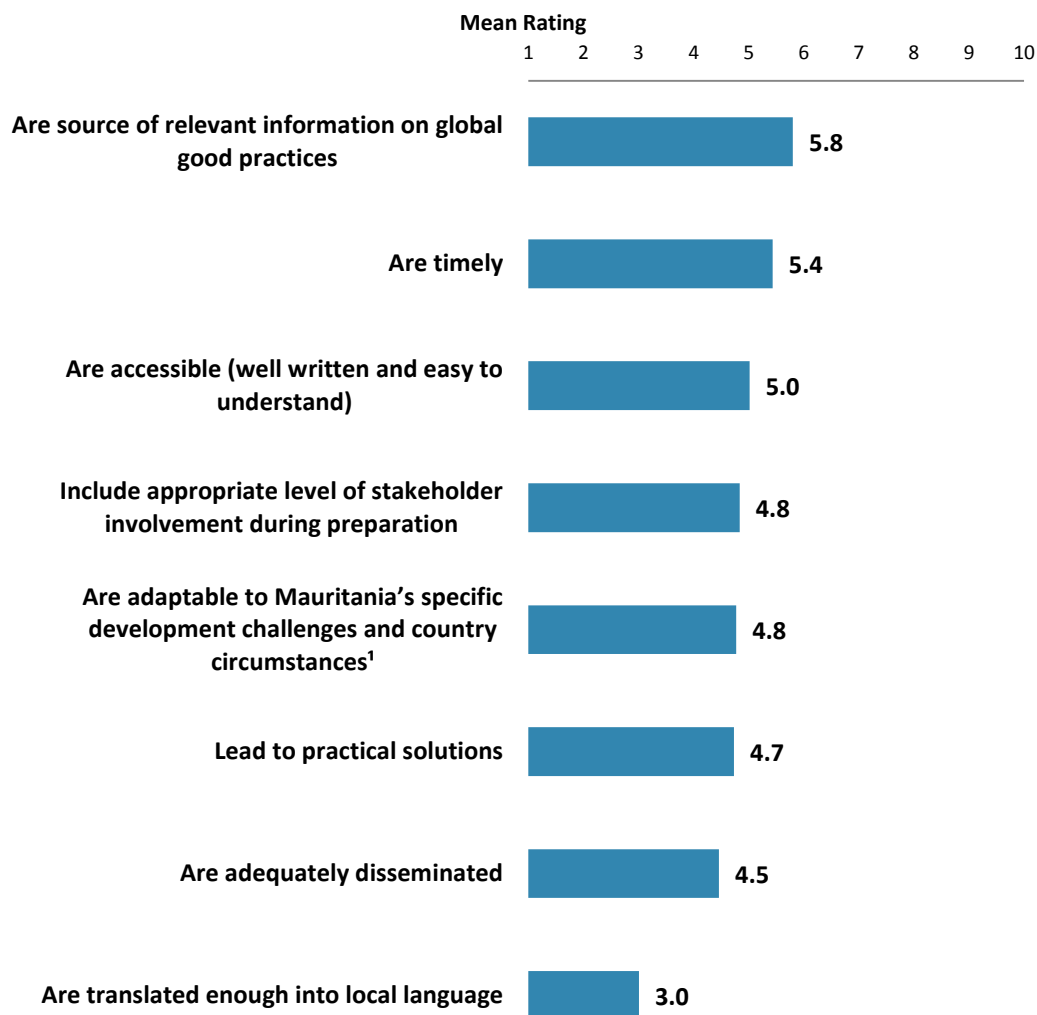




VIII. World Bank Group's Knowledge and Instruments (continued)

Qualities of the WBG's Knowledge Work and Activities

- **Year comparison:** Respondents of FY'12 and FY'15 Country Surveys all gave statistically similar ratings for the qualities of the WBG's knowledge work and activities.



"In Mauritania, to what extent do you believe that the World Bank Group's knowledge work and activities:"

(1-"To no degree at all", 10-"To a very significant degree")

'Indicator Question



VIII. World Bank Group's Knowledge and Instruments (continued)

Contribution of the WBG's Knowledge Work and Activities (*Indicator Question*)

Mean Significance Rating

1 2 3 4 5 6 7 8 9 10

All Respondents



5.7

"Overall, how significant a contribution do you believe the World Bank Group's knowledge work and activities make to development results in your country?"
(1-"Not significant at all", 10-"Very significant")

Technical Quality of the WBG's Knowledge Work and Activities (*Indicator Question*)

Mean Technical Quality Rating

1 2 3 4 5 6 7 8 9 10

All Respondents



6.2

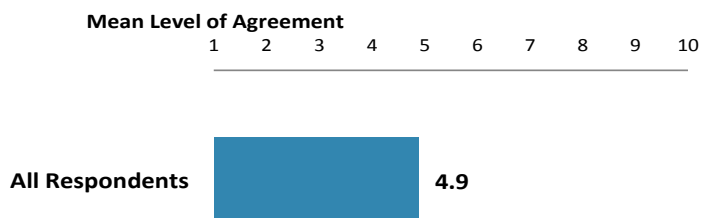
"Overall, how would you rate the technical quality of the World Bank Group's knowledge work and activities?" (1-"Very low technical quality", 10-"Very high technical quality")



VIII. World Bank Group's Knowledge and Instruments (continued)

Meeting Mauritania's Needs for Financial Instruments (*Indicator Question*)

- **Year comparison:** Respondents in FY'12 and this year's Country Surveys had statistically similar levels of agreement that the World Bank Group's financial instruments meet Mauritania's needs.

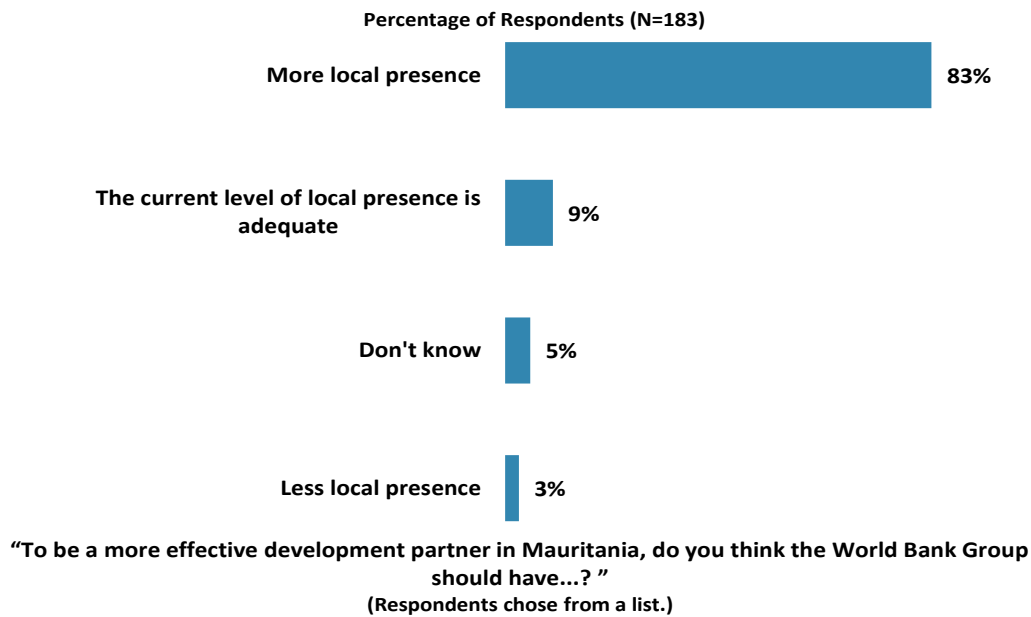


"The World Bank Group's financial instruments meet the needs of Mauritania."
(1-"Strongly disagree", 10-"Strongly agree")

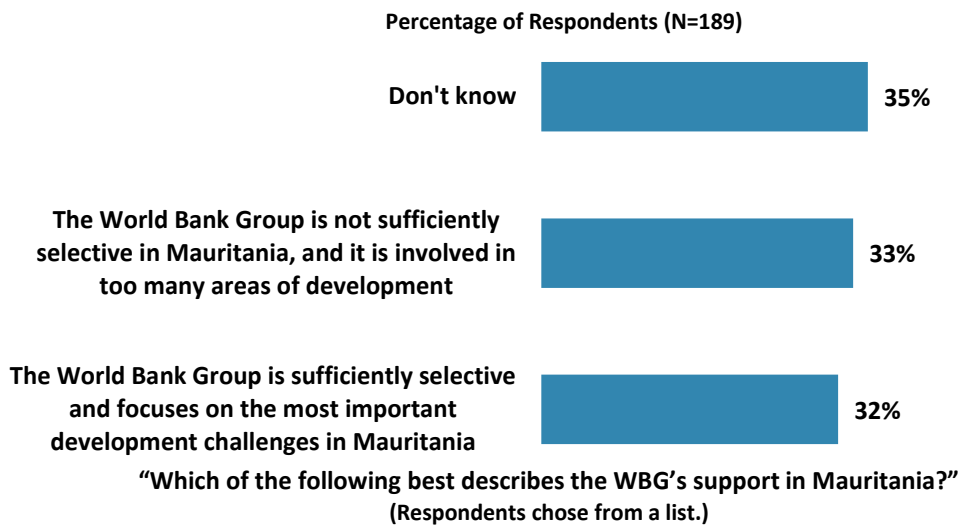


IX. The Future Role of the World Bank Group in Mauritania

The World Bank Group's Local Presence in Mauritania



Selectivity of the World Bank Group's Support

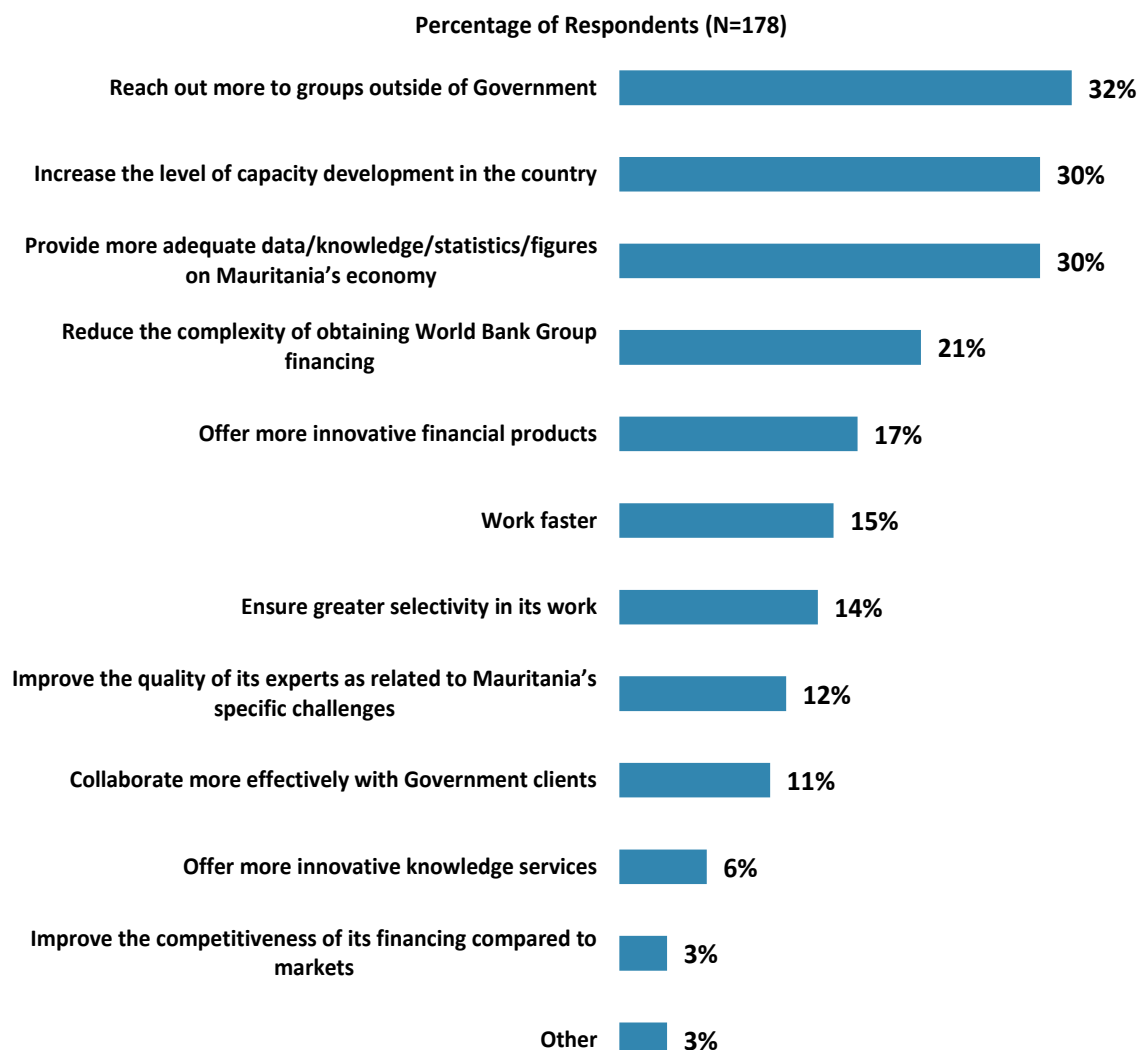




IX. The Future Role of the World Bank Group in Mauritania (continued)

Making the World Bank Group of Greater Value

- **Year comparison:** Respondents in the FY'12 Country Survey indicated that the World Bank should “*reduce the complexity of obtaining World Bank financing* (38%)” to make itself of greater value in Mauritania.
- **Stakeholder difference:** it is worth mentioning that respondents from CSOs and media were significantly more likely to indicate that the WBG should “*provide more adequate data/knowledge/statistics/figures on Mauritania's economy*” than respondents from other stakeholder groups.



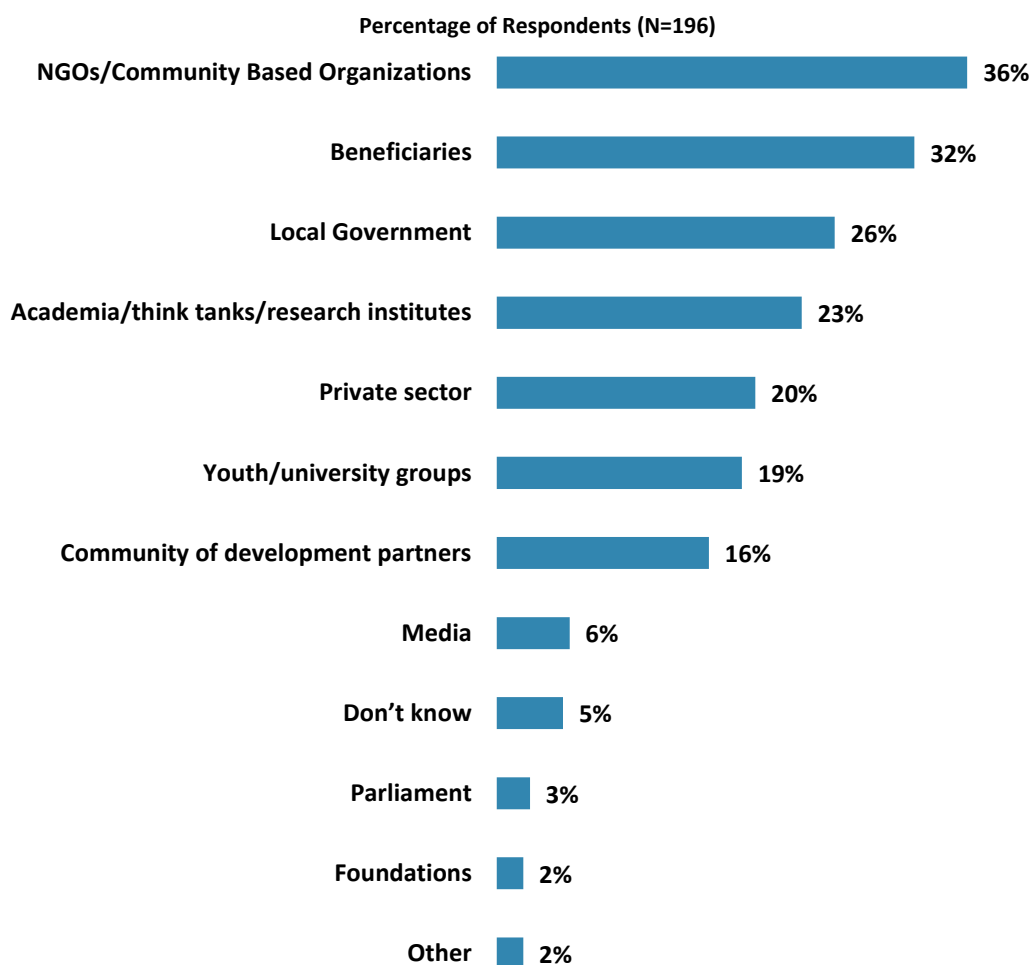
"Which of the following SHOULD the World Bank Group do to make itself of greater value in Mauritania? (Choose no more than TWO)" (Respondents chose from a list. Responses combined.)



IX. The Future Role of the World Bank Group in Mauritania (continued)

World Bank Group Should Collaborate More with ...

- **Year comparison:** Respondents in the FY'12 Country Survey indicated that the World Bank should work more with “NGOs (64%)” to ensure better development results in Mauritania.



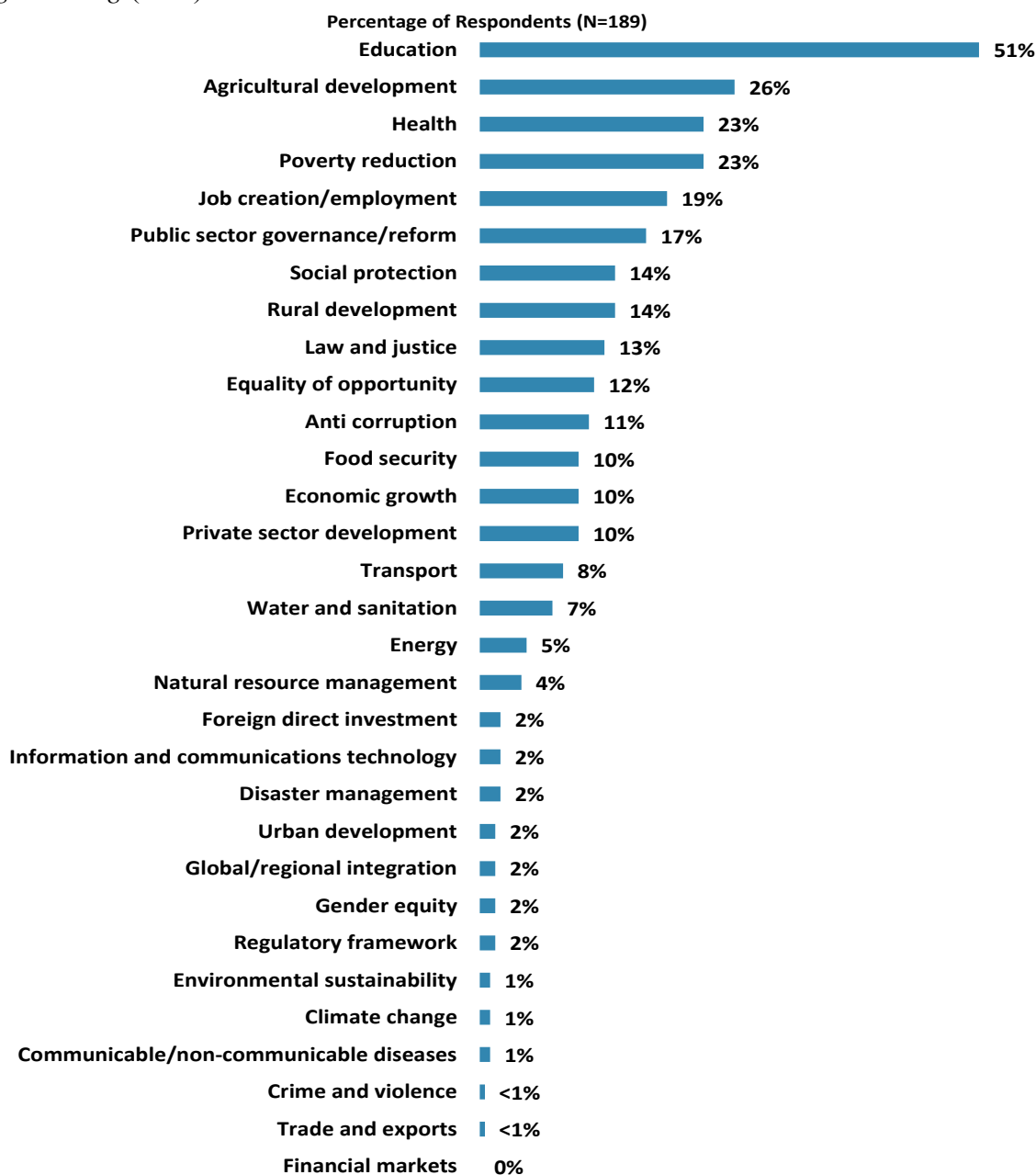
"In addition to the regular relations with the national government, which TWO of the following groups should the World Bank Group collaborate with more in your country?"
(Respondents chose from a list. Responses combined.)



IX. The Future Role of the World Bank Group in Mauritania (continued)

Where the World Bank Group Should Focus its Resources

- **Year comparison:** Respondents in the FY'12 Country Survey indicated that the WBG should focus its resources on “*government effectiveness/governance* (15%),” “*access to education, quality of education* (15%),” and “*skills development/employment/income generating* (15%).”

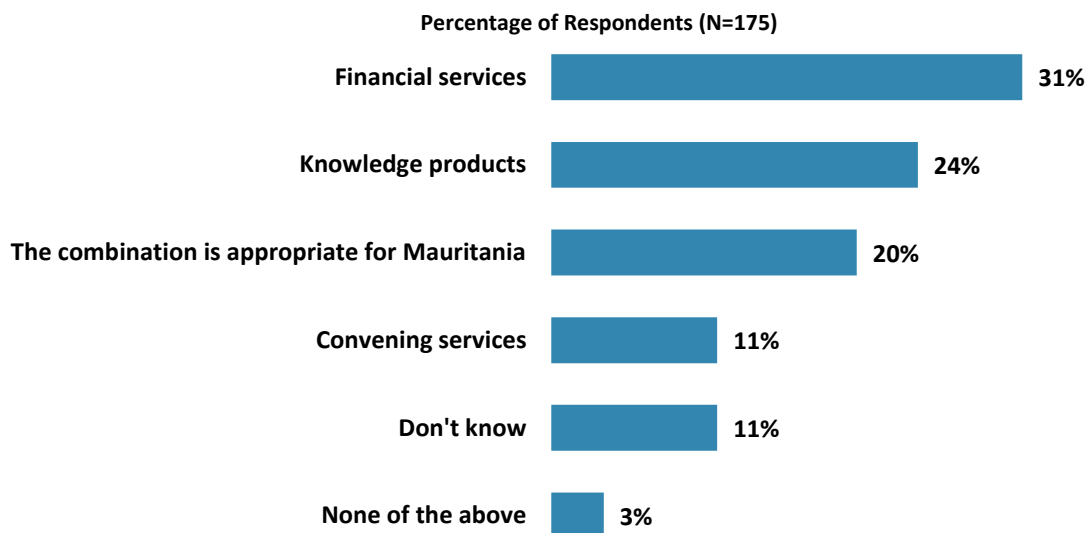


“When thinking about how the World Bank Group can have the most impact on development results in Mauritania, in which sectoral areas do you believe the World Bank Group should focus most of its attention and resources in Mauritania? (Choose no more than THREE)”
(Respondents chose from a list. Responses combined.)



IX. The Future Role of the World Bank Group in Mauritania (continued)

Future combination of WBG services

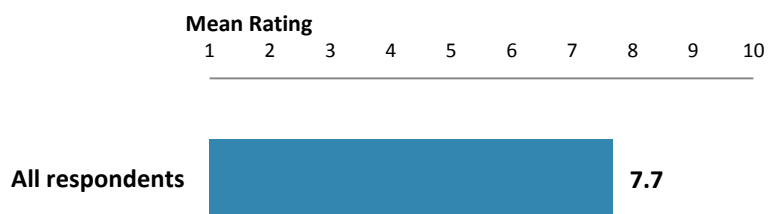


"When considering the combination of services that the World Bank Group offers in Mauritania, and taking into account its limited level of resources, which ONE of the following do you believe the World Bank Group should offer more of in Mauritania?"

(Respondents chose from a list.)

Future Role of the World Bank Group

- Respondents in FY'12 and this year's Country Surveys had statistically similar ratings for the future role the World Bank Group should play in Mauritania's development.



"How significant a role do you believe the World Bank Group SHOULD play in Mauritania's development in the near future?"

(1-"Not a significant role at all", 10-"Very significant role")

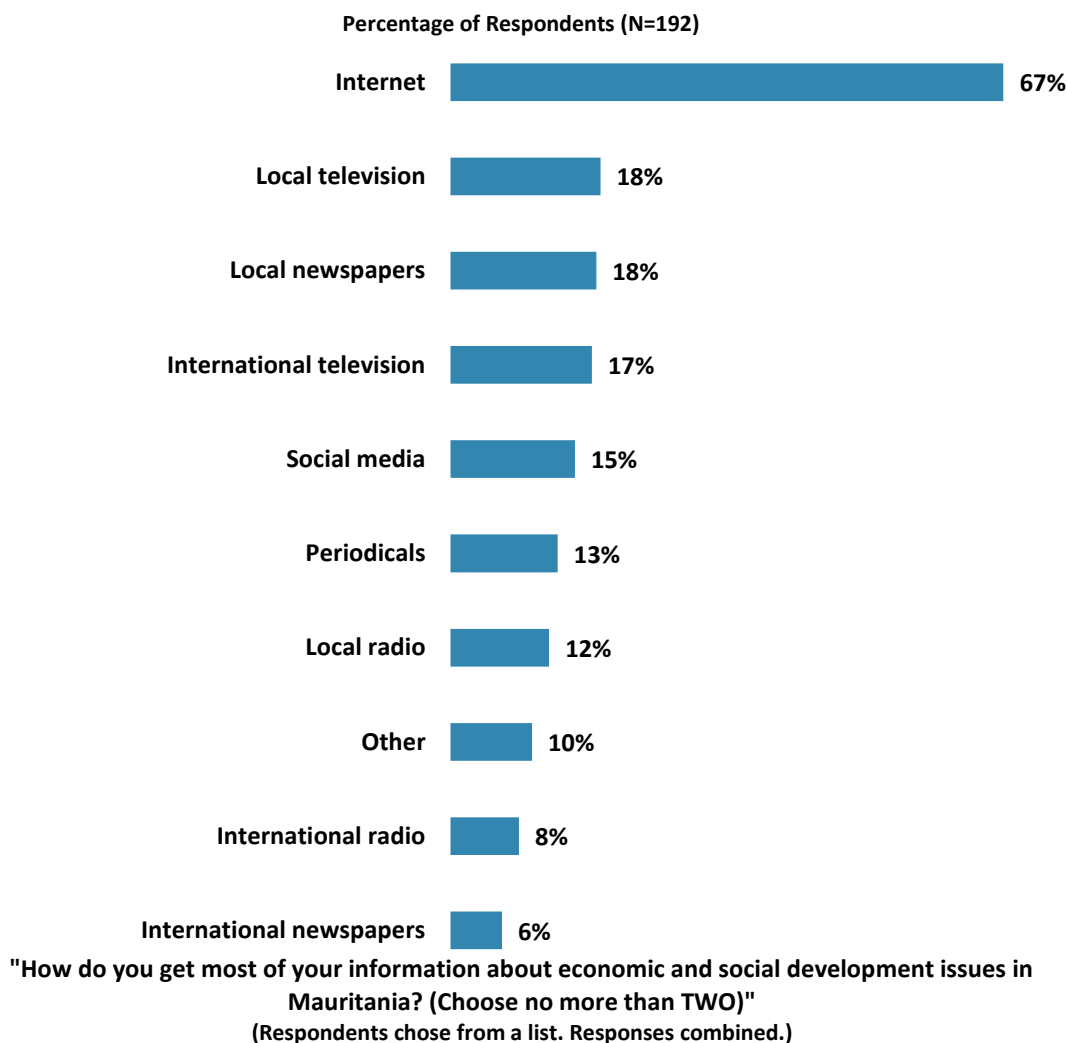


X. Communication and Outreach

Note: When considering the World Bank Group's future outreach with key constituencies, please see Appendix B for all responses by stakeholder groups.

General Information Sources

- **Year comparison:** In FY'12, respondents got most of their information about economic and social development issues in Mauritania from the Internet (59%).

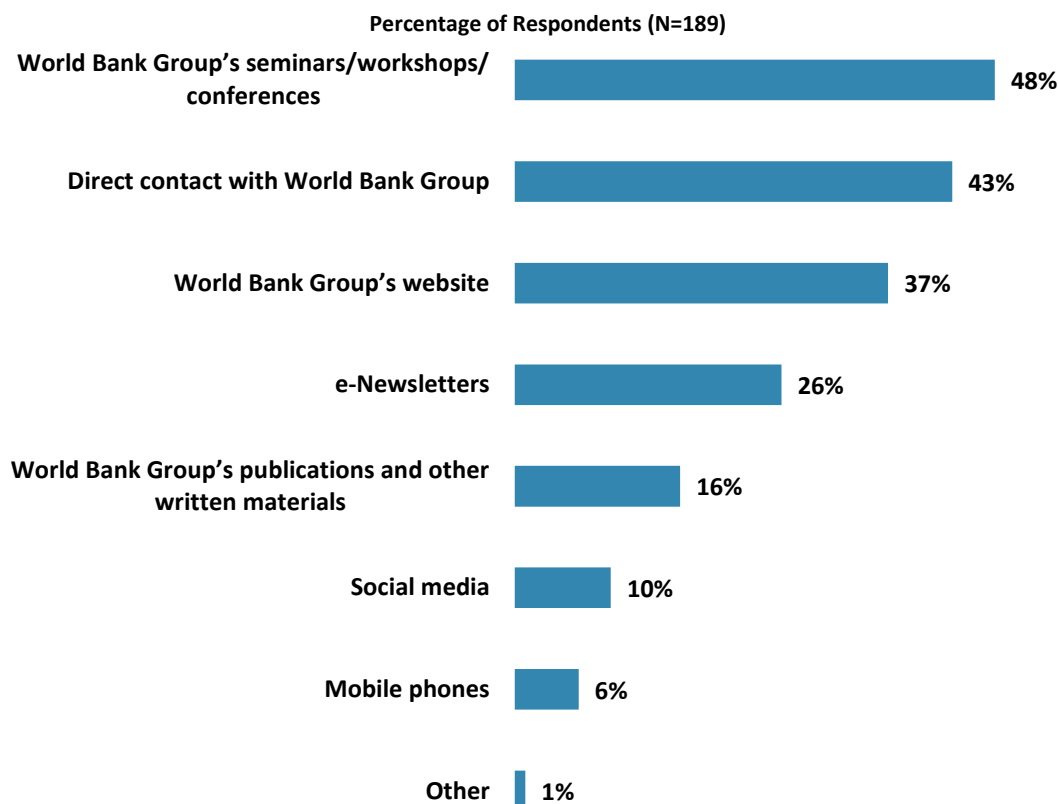




X. Communication and Outreach (continued)

Preferred Information Sources

- **Year comparison:** A plurality of respondents of the FY'12 Country Survey indicated they would prefer to receive information from the WBG through “*face to face meetings/discussion* (59%)” and “*workshops/conferences* (59%).”

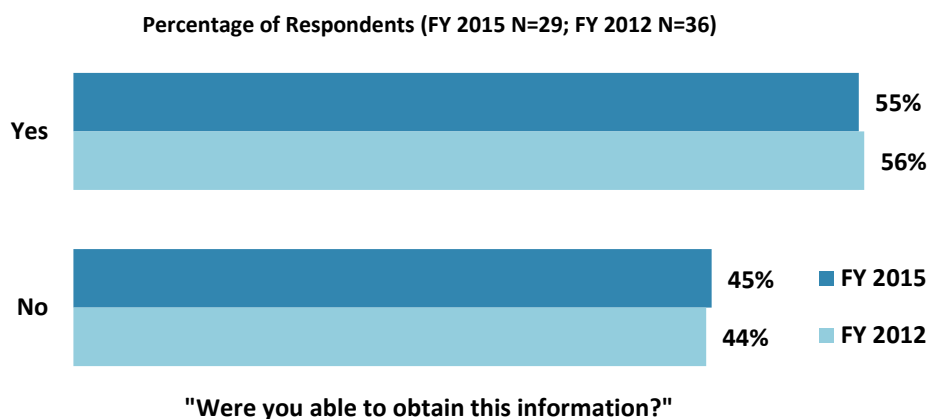
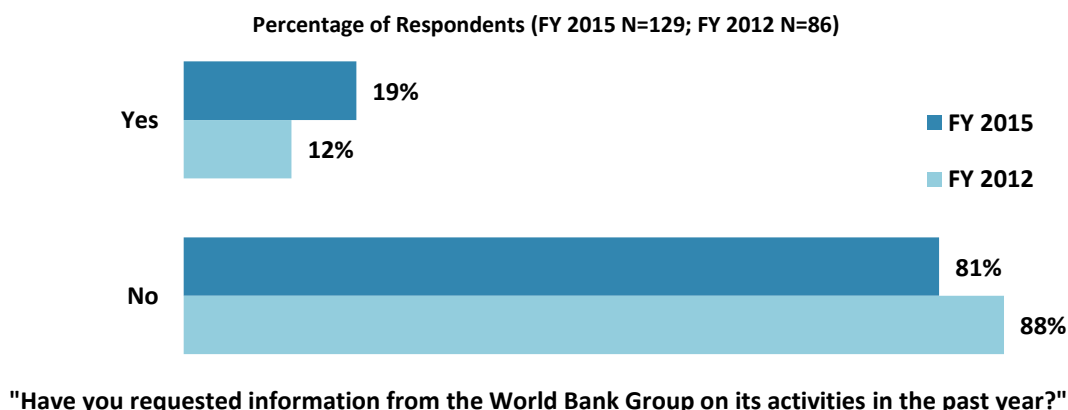
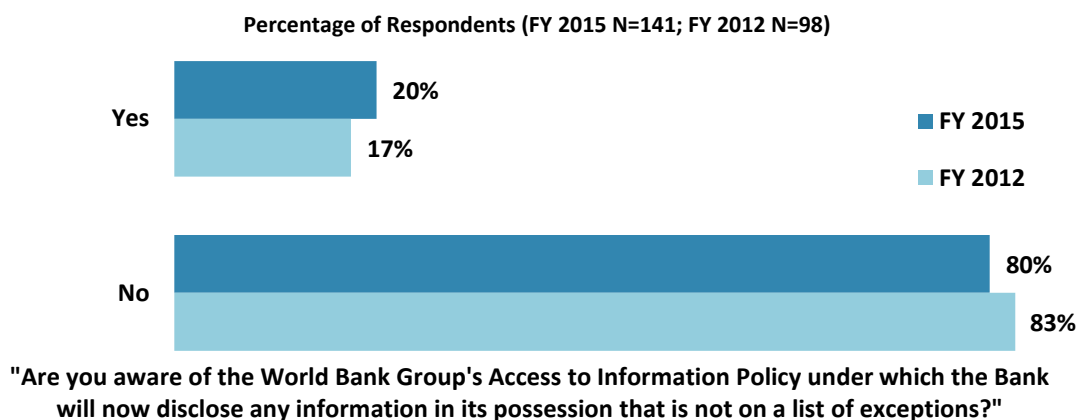


"How would you prefer to receive information from the World Bank Group?
(Choose no more than TWO)"
(Respondents chose from a list. Responses combined.)



X. Communication and Outreach (continued)

Access to Information⁸

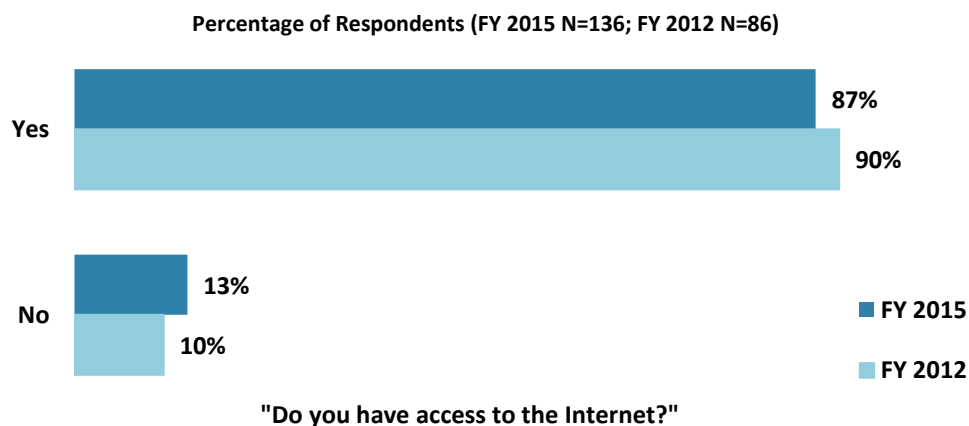


⁸ All percentages presented in the charts on this page were calculated based on weighted data.

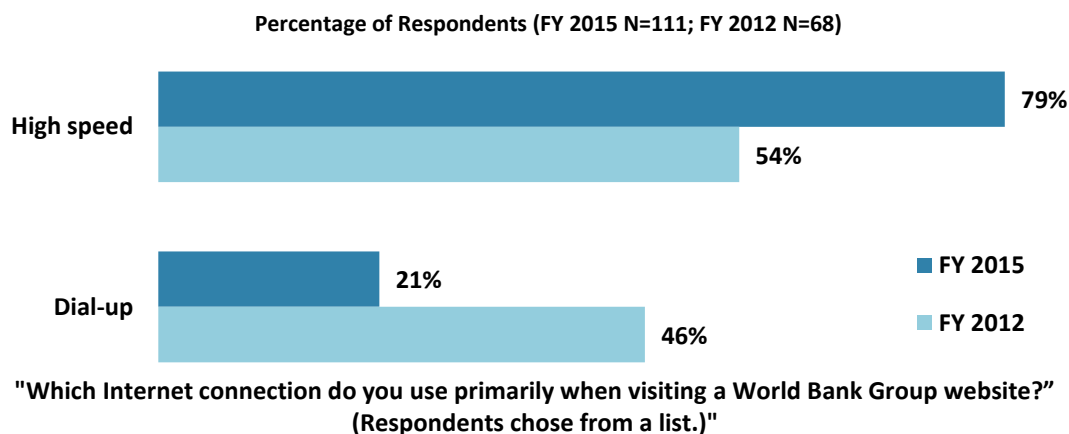


X. Communication and Outreach (continued)

Access to the Internet⁹



- **Year comparison:** Respondents of this year's Country Survey were significantly more likely to indicate that they primarily use "*high speed*" connection when visiting a World Bank Group website, compared to respondents in the FY12 Country Survey.



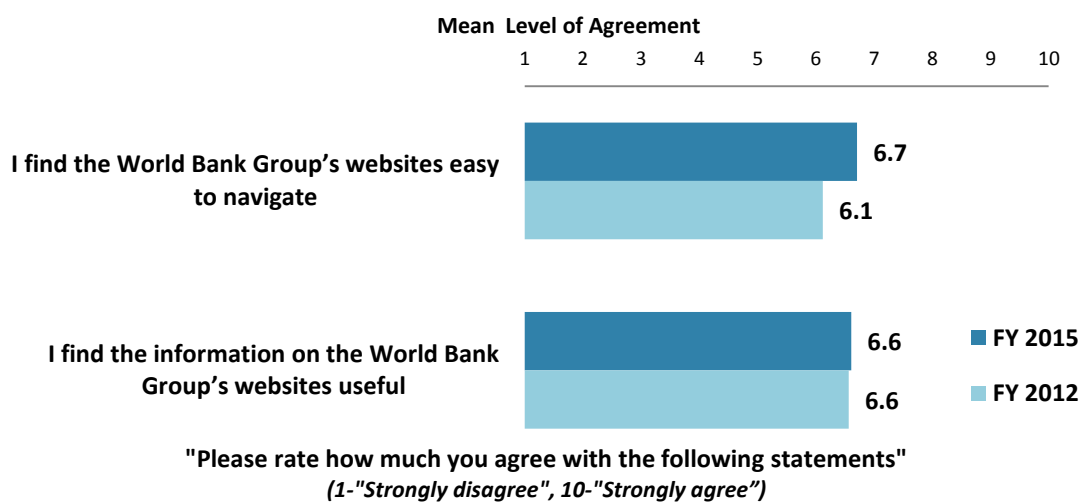
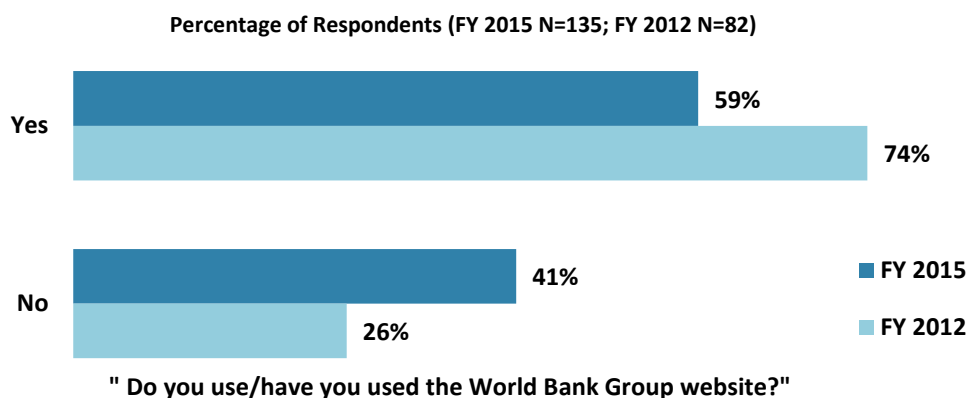
⁹ All percentages presented in the charts on this page were calculated based on weighted data.



X. Communication and Outreach (continued)

Website Usage¹⁰

- **Year comparison:** Respondents of this year's Country Survey were significantly less likely to indicate that they use/have used the World Bank Group website, compared to respondents in the FY12 Country Survey.

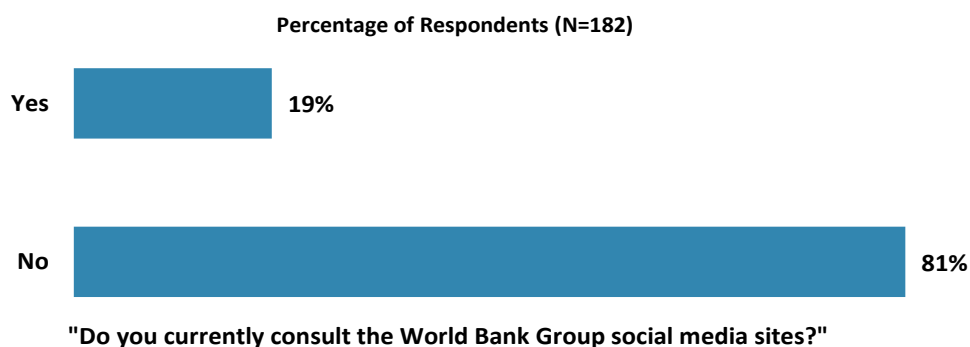


¹⁰ All percentages and means presented in the charts on this page were calculated based on weighted data.




X. Communication and Outreach (continued)

Use of WBG's Social Media Channels



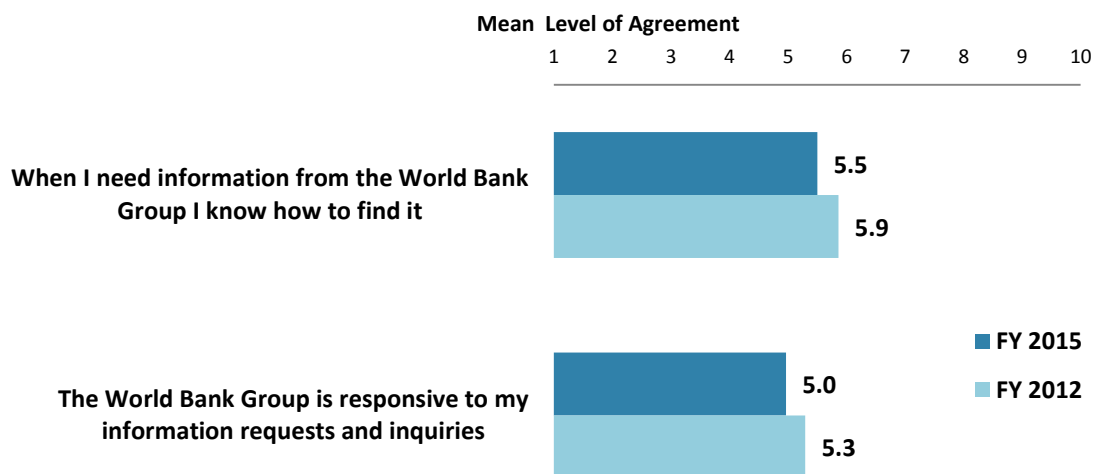
Evaluation of WBG's Social Media Channels





X. Communication and Outreach (continued)

Information Sharing¹¹



"Please rate how much you agree with the following statements"
(1-"Strongly disagree", 10-"Strongly agree")

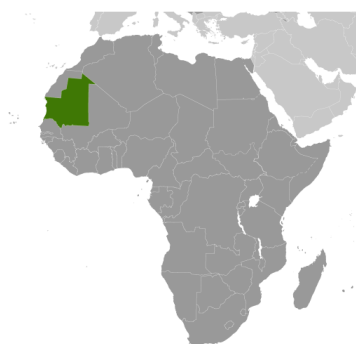
¹¹ Means in the chart were calculated based on weighted data.



XI. Appendices

A. Responses to All Questions across All Respondents	49
B. Responses to All Questions by Stakeholder Groups.....	64
C. Responses to All Questions by Geographic Location.....	80
D. Responses to All Questions by Levels of Collaboration	92
E. Responses to All Questions by Gender	104
F. Responses to All Questions by Year	116
G. Responses to Key Questions by Areas of Specialization	120
H. Indicator Questions as a Function of Exposure to the WBG	124
I. Indicator Questions by Stakeholder Groups	125
J. WBG Country Opinion Survey FY 15 – Mauritania Questionnaire	126

Mauritania





Appendix A: Responses to All Questions across All Respondents (N=204)

All rating scale questions are presented with the total number of respondents that provided a rating (N), the number of respondents who indicated that they "Don't know" (DK), the mean rating across all respondents (Mean), and the standard deviation of this mean (SD). Indicator questions are noted with an asterisk (*).

A. General Issues Facing Mauritania

1. In general would you say that Mauritania is headed in ...?	Percentage of Respondents (N=199)
The right direction	42.2%
The wrong direction	36.2%
Not sure	21.6%

2. Listed below are a number of development priorities in Mauritania. Please identify which of the following you consider the most important development priorities in Mauritania? (Choose no more than THREE)	Percentage of Respondents (Responses Combined; N=184)
Education	64.1%
Public sector governance/reform	29.9%
Anti corruption	24.5%
Health	24.5%
Poverty reduction	16.8%
Job creation/employment	15.8%
Law and justice	15.8%
Agricultural development	13.0%
Equality of opportunity	13.0%
Food security	12.0%
Social protection	9.8%
Energy	7.1%
Water and sanitation	6.0%
Urban development	5.4%
Natural resource management	4.9%
Private sector development	4.3%
Rural development	4.3%
Economic growth	4.3%
Transport	3.8%
Information and communications technology	3.3%
Climate change	2.2%
Gender equity	2.2%
Environmental sustainability	1.6%
Crime and violence	1.6%
Foreign direct investment	1.6%
Disaster management	1.6%
Global/regional integration	0.5%
Regulatory framework	0.5%
Financial markets	0.0%
Trade and exports	0.0%
Communicable/non-communicable diseases	0.0%

**A. General Issues Facing Mauritania (continued)**

3. Poverty reduction is a broad term that encompasses work in many different areas. Which THREE areas of development listed below do you believe would contribute most to reducing poverty in Mauritania? (Choose no more than THREE)	Percentage of Respondents (Responses Combined; N=188)
Education	55.9%
Job creation/employment	27.7%
Equality of opportunity	25.0%
Anti corruption	25.0%
Rural development	20.7%
Health	20.7%
Agricultural development	19.7%
Economic growth	13.8%
Food security	11.7%
Public sector governance/reform	11.2%
Water and sanitation	10.6%
Law and justice	10.1%
Private sector development	7.4%
Social protection	6.9%
Natural resource management	6.9%
Energy	4.8%
Urban development	2.7%
Foreign direct investment	2.7%
Global/regional integration	2.1%
Regulatory framework	1.6%
Transport	1.6%
Information and communications technology	1.6%
Climate change	1.1%
Environmental sustainability	1.1%
Gender equity	0.5%
Communicable/non-communicable diseases	0.5%
Disaster management	0.5%
Trade and exports	0.5%
Crime and violence	0.0%
Financial markets	0.0%

**A. General Issues Facing Mauritania (continued)**

4. The World Bank Group's "Shared Prosperity" goal captures two key elements, economic growth and equity. It will seek to foster income growth among the bottom 40 percent of a country's population. Improvement in the Shared Prosperity Indicator requires growth and well-being of the less well-off. When thinking about the idea of "shared prosperity" in your country, which of the following TWO best illustrate how this would be achieved in Mauritania? (Choose no more than TWO)	Percentage of Respondents (Responses Combined; N=185)
Education and training that better ensure job opportunity	36.8%
Better employment opportunities for young people	32.4%
Greater access to micro-finance for the poor	28.6%
Strengthening the rule of law	17.3%
Better opportunity for the poor who live in rural areas	16.8%
A growing middle class	11.4%
Greater access to health and nutrition for citizens	9.2%
Consistent economic growth	8.6%
Better employment opportunities for women	6.5%
Greater equity of fiscal policy	6.5%
Better quality public services	5.9%
Better entrepreneurial opportunities	5.9%
Greater voice and participation for citizens to help ensure greater accountability	5.4%
More reliable social safety net	4.3%
Better opportunity for the poor who live in urban areas	2.7%
Other	1.1%

B. Overall Attitudes toward the World Bank Group

Familiarity	N	DK	Mean	SD
1. How familiar are you with the work of the World Bank Group in Mauritania? (1-Not familiar at all, 10-Extremely familiar)	182	0	4.84	2.84

Effectiveness*	N	DK	Mean	SD
2. Overall, please rate your impression of the World Bank Group's effectiveness in Mauritania? (1-Not effective at all, 10-Very effective)	148	35	4.90	2.64

Staff Preparedness	N	DK	Mean	SD
3. To what extent do you believe the World Bank Group's staff is well prepared to help Mauritania solve its most complicated development challenges? (1-To no degree at all, 10-To a very significant degree)	136	46	5.38	2.64

**B. Overall Attitudes toward the World Bank Group (continued)**

4. When thinking about how the World Bank Group can have the most impact on development results in Mauritania, in which sectoral areas do you believe the World Bank Group should focus most of its resources (financial and knowledge services) in Mauritania? (Choose no more than THREE)	Percentage of Respondents (Responses Combined; N=189)
Education	50.8%
Agricultural development	25.9%
Health	22.8%
Poverty reduction	22.8%
Job creation/employment	19.0%
Public sector governance/reform	16.9%
Social protection	13.8%
Rural development	13.8%
Law and justice	12.7%
Equality of opportunity	11.6%
Anti corruption	11.1%
Food security	10.1%
Economic growth	10.1%
Private sector development	10.1%
Transport	8.5%
Water and sanitation	7.4%
Energy	4.8%
Natural resource management	4.2%
Foreign direct investment	2.1%
Information and communications technology	2.1%
Disaster management	2.1%
Urban development	1.6%
Global/regional integration	1.6%
Gender equity	1.6%
Regulatory framework	1.6%
Environmental sustainability	1.1%
Climate change	1.1%
Communicable/non-communicable diseases	1.1%
Crime and violence	0.5%
Trade and exports	0.5%
Financial markets	0.0%

5. When thinking about the World Bank Group's role, which activity do you believe is of greatest VALUE and which activity is of second greatest value in Mauritania?	Percentage of Respondents (N=159)		
	Greatest Value	2nd Greatest Value	Combined
Financial resources	27.1%	11.9%	39.0%
Capacity development	22.6%	15.7%	38.3%
Policy advice, studies, analyses	13.5%	17.6%	31.2%
Coordination of development partners	8.4%	12.6%	21.0%
Mobilizing third party financial resources	8.4%	11.9%	20.3%
Technical assistance	6.5%	13.8%	20.3%
Convening/facilitating	9.0%	6.3%	15.3%
Data	1.9%	4.4%	6.3%
Other	2.6%	1.9%	4.5%
Linkage to non-Bank expertise	0.0%	3.8%	3.8%

**B. Overall Attitudes toward the World Bank Group (continued)**

How EFFECTIVE do you believe the WBG is in terms of the capacity building work it does in each of the following areas in Mauritania? (1-Not effective at all, 10-Very effective)	Effectiveness			
	N	DK	Mean	SD
6. Project implementation (or other organizational strengthening)	117	66	5.50	2.83
7. Citizen engagement (incorporating citizens' voices into development)	106	71	3.96	2.76
8. Policy design (for clarity and better incentives to achieve development goals)	109	69	5.69	2.79

When thinking about how to improve capacity building in Mauritania to help ensure better development results, looking forward, how IMPORTANT is it for the World Bank Group to be involved in the following aspects of capacity building? (1-Not important at all, 10-Very important)	Importance			
	N	DK	Mean	SD
9. Project implementation (or other organizational strengthening)	120	51	7.43	2.71
10. Citizen engagement (incorporating citizens' voices into development)	118	55	6.81	2.96
11. Policy design (for clarity and better incentives to achieve development goals)	125	53	7.49	2.73

12. Which of the following do you identify as the World Bank Group's greatest WEAKNESSES in its work in Mauritania? (Choose no more than TWO)	Percentage of Respondents (Responses Combined; N=184)
Not willing to honestly criticize policies and reform efforts in the country	21.7%
Not collaborating enough with stakeholders outside the Government	21.7%
Staff too inaccessible	17.9%
Not enough public disclosure of its work	17.4%
World Bank Group's processes too complex	16.8%
Too influenced by shareholder countries	16.3%
Not adequately sensitive to political/social realities in Mauritania	13.0%
Imposing technocratic solutions without regard to political realities	10.9%
Its advice and strategies do not lend themselves to practical problem solving	10.9%
World Bank Group's processes too slow	10.3%
Not exploring alternative policy options	7.1%
Arrogant in its approach	6.0%
Not aligned with country priorities	5.4%
Not aligned with other development partners' work	4.9%
Don't know	3.8%
Not client focused	2.7%
Other	1.6%
The credibility of its knowledge/data	1.6%

13. Which World Bank Group's instruments do you believe are the MOST effective in reducing poverty in Mauritania? (Choose no more than TWO)	Percentage of Respondents (Responses Combined; N=188)
Investment lending	39.4%
Capacity development	38.8%
Technical assistance	21.3%
Multi-sectoral approaches	19.1%
Don't know	18.1%
Policy based lending / budget support to the Government	13.8%
Knowledge products/services	13.3%
Trust Fund management	10.6%
Other	2.7%

**B. Overall Attitudes toward the World Bank Group (continued)**

14. To what extent do you believe that the World Bank Group's work and support help the poorest in Mauritania? (Choose only ONE response)	Percentage of Respondents (N=184)
To a somewhat insufficient degree	32.1%
To a very insufficient degree	26.1%
To a somewhat sufficient degree	17.9%
Don't know	17.4%
To a fully sufficient degree	6.5%

15. In addition to the regular relations with the national government, which TWO of the following groups should the World Bank Group collaborate with more in your country? (Choose no more than TWO)	Percentage of Respondents (Responses Combined; N=196)
NGOs/Community Based Organizations	36.2%
Beneficiaries	32.1%
Local Government	26.0%
Academia/think tanks/research institutes	23.5%
Private sector	19.9%
Youth/university groups	18.9%
Community of development partners	16.3%
Media	5.6%
Don't know	5.1%
Parliament	2.6%
Foundations	2.0%
Other	2.0%

To what extent do you agree with the following statements about the World Bank Group's work in Mauritania? (1-Strongly disagree, 10-Strongly agree)	Level of Agreement			
	N	DK	Mean	SD
16. Overall the WBG currently plays a relevant role in development in Mauritania*	154	32	5.47	3.01
17. The WBG's work is aligned with what I consider the development priorities for Mauritania*	143	38	4.78	2.89
18. The WBG supports programs and strategies that are realistic for Mauritania	141	36	5.19	3.01
19. The WBG treats clients and stakeholders in Mauritania with respect	125	52	5.62	3.00

To what extent do you agree with the following statements about the World Bank Group's work in Mauritania? (1-Strongly disagree, 10-Strongly agree)	Level of Agreement			
	N	DK	Mean	SD
20. Responsiveness*	114	56	4.50	2.75
21. Flexibility (in terms of the institution's products and services)*	110	56	4.06	2.34
22. Flexibility (in terms of changing country circumstances)*	117	49	4.26	2.30
23. Being inclusive*	96	67	4.06	2.46
24. Openness (sharing data and other information)*	127	42	4.67	2.82
25. Staff accessibility	120	46	4.25	2.79
26. Straightforwardness and honesty*	106	56	5.13	2.98
27. Ease of access to the people at the World Bank Group who are making decisions important to my work*	119	49	4.05	2.80
28. Collaboration with civil society*	117	59	4.09	2.70
29. Collaboration with the Government*	123	47	6.85	2.89
30. Collaboration with other donors and development partners*	106	61	6.42	2.96
31. Collaboration with the private sector*	102	59	4.00	2.64
32. The speed in which it gets things accomplished on the ground*	108	54	4.22	2.52
33. Being a long-term partner*	114	56	6.85	3.07

**B. Overall Attitudes toward the World Bank Group (continued)**

34. To be a more effective development partner in Mauritania, do you believe that the World Bank Group should have...? (Select only ONE response)	Percentage of Respondents (N=183)
More local presence	83.10%
The current level of local presence is adequate	9.30%
Don't know	4.90%
Less local presence	2.70%

35. When World Bank Group assisted reform efforts fail or are slow to take place, which of the following would you attribute to? (Choose no more than THREE)	Percentage of Respondents (Responses Combined; N=184)
There is not an adequate level of citizen/civil society participation	31.0%
The World Bank Group is not sensitive enough to political/social realities on the ground	29.3%
The World Bank Group does not do adequate follow through/follow-up	23.4%
Reforms are not well thought out in light of country challenges	23.4%
The Government works inefficiently	20.7%
Lack of/inadequate levels of capacity in Government	17.4%
Political pressures and obstacles	13.6%
Poor coordination of development partners	13.0%
The World Bank Group works too slowly	12.5%
Other	1.6%

**C. World Bank Group's Effectiveness and Results**

1. In your opinion, how IMPORTANT is it for the World Bank Group to be involved in the following areas of development in Mauritania? (1-Not important at all, 10-Very important)	Importance			
	N	DK	Mean	SD
1. Education	152	12	8.31	2.68
2. Poverty reduction	152	10	8.13	2.68
3. Health	151	15	8.11	2.59
4. Agricultural development	150	12	7.99	2.70
5. Rural development	138	13	7.87	2.53
6. Job creation/employment	139	11	7.83	2.82
7. Water and sanitation	131	20	7.76	2.70
8. Public sector governance/reform	138	19	7.73	2.76
9. Anti corruption	155	14	7.73	3.05
10. Food security	143	17	7.61	2.81
11. Economic growth	141	13	7.55	2.52
12. Natural resource management	139	19	7.38	2.85
13. Law and justice	147	16	7.27	3.17
14. Energy	136	16	7.24	2.67
15. Transport	135	19	7.16	3.00
16. Equality of opportunity	137	19	7.09	3.16
17. Private sector development	134	20	7.09	2.79
18. Urban development	135	17	7.04	2.70
19. Information and communications technology	133	17	6.94	2.80
20. Foreign direct investment	124	26	6.86	2.73
21. Regulatory framework	125	19	6.78	2.81
22. Social protection	133	23	6.74	2.90
23. Environmental sustainability	134	19	6.73	3.02
24. Global/regional integration	124	22	6.55	2.65
25. Communicable/non-communicable diseases	130	17	6.51	2.93
26. Trade and exports	121	26	6.17	2.75
27. Financial markets	117	25	6.10	2.88
28. Climate change	126	21	6.01	2.94
29. Disaster management	123	24	5.85	2.96
30. Gender equity	128	18	5.64	3.00
31. Crime and violence	125	22	5.63	3.14

**C. World Bank Group's Effectiveness and Results (continued)**

2. How EFFECTIVE do you believe the World Bank Group is in terms of the work it does in the following areas of development in Mauritania? (1-Not effective at all, 10-Very effective)	Effectiveness			
	N	DK	Mean	SD
1. Urban development	88	67	5.18	2.53
2. Energy	80	72	5.13	2.61
3. Economic growth	99	61	5.08	2.79
4. Information and communications technology	79	80	5.01	2.85
5. Public sector governance/reform	106	52	4.90	2.78
6. Poverty reduction	111	46	4.89	2.87
7. Agricultural development	102	58	4.85	2.76
8. Health	108	51	4.79	2.84
9. Water and sanitation	82	73	4.78	2.82
10. Environmental sustainability	77	80	4.78	2.75
11. Rural development	103	56	4.73	2.74
12. Gender equity	74	78	4.72	2.82
13. Food security	97	60	4.68	2.77
14. Transport	80	76	4.53	2.73
15. Education	110	47	4.51	2.97
16. Natural resource management	87	74	4.44	2.84
17. Private sector development	95	61	4.42	2.70
18. Social protection	81	78	4.21	2.87
19. Job creation/employment	99	56	3.95	2.63

3. Where are the World Bank Group's decisions made primarily that support the program in Mauritania? (Select only ONE response)	Percentage of Respondents (N=193)
At the Headquarters (in Washington D.C.)	51.8%
In the country	6.2%
Don't know	42.0%

Achieving Development Results*	N	DK	Mean	SD
4. To what extent does the World Bank Group's work help to achieve development results in Mauritania? (1-To no degree at all, 10-To a very significant degree)	149	42	5.21	2.69

To what extent do you agree with the following statements about the World Bank Group in Mauritania? (1-Strongly disagree, 10-Strongly agree)	N	DK	Mean	SD
5. The World Bank Group's financial instruments meet the needs of Mauritania*	135	50	4.89	2.88
6. The World Bank Group meets Mauritania's needs for knowledge services*	131	53	4.85	2.81

Measuring and Correcting Work	N	DK	Mean	SD
7. To what extent do you believe the World Bank Group measures and corrects its work in real time in Mauritania? (1-To no degree at all, 10-To a very significant degree)	117	73	4.44	2.54

**D. The World Bank Group's Knowledge Work and Activities**

1. How frequently do you consult World Bank Group's knowledge work and activities in the work you do?	Percentage of Respondents (N=179)
Weekly	7.3%
Monthly	13.4%
A few times a year	25.7%
Rarely	28.5%
Never	25.1%

In Mauritania, to what extent do you believe that the World Bank Group's knowledge work and activities: (1-To no degree at all, 10-To a very significant degree)	Degree			
	N	DK	Mean	SD
2. Are timely	121	53	5.44	2.72
3. Include appropriate level of stakeholder involvement during preparation	117	50	4.84	2.62
4. Lead to practical solutions	114	51	4.74	2.57
5. Are accessible (well written and easy to understand)	116	45	5.02	2.84
6. Are source of relevant information on global good practices	113	51	5.81	2.59
7. Are adequately disseminated	121	46	4.46	2.80
8. Are translated enough into local language	117	47	3.01	2.56
9. Are adaptable to Mauritania's specific development challenges and country circumstances*	119	47	4.77	2.53

Overall Evaluations	N	DK	Mean	SD
10. Overall, how significant a contribution do you believe the World Bank Group's knowledge work and activities make to development results in your country?* (1-Not significant at all, 10-Very significant)	144	39	5.73	2.79
11. Overall, how would you rate the technical quality of the WBG's knowledge work and activities?* (1-Very low technical quality, 10-Very high technical quality)	133	51	6.15	2.60

E. Working with the World Bank Group

To what extent do you agree/disagree with the following statements? (1-Strongly disagree, 10-Strongly agree)	Level of Agreement			
	N	DK	Mean	SD
1. The World Bank Group disburses funds promptly	118	64	3.75	2.74
2. The World Bank Group effectively monitors and evaluates the projects and programs it supports	141	42	5.43	2.99
3. The World Bank Group's approvals and reviews are done in a timely fashion	126	51	4.34	2.62
4. The World Bank Group's "Safeguard Policy" requirements are reasonable	101	71	5.02	2.72
5. The World Bank Group's conditions on its lending are reasonable	114	62	4.74	2.89
6. The World Bank Group takes decisions quickly in Mauritania*	115	57	4.03	2.59
7. Working with the World Bank Group increases Mauritania's institutional capacity	131	42	5.59	2.95
8. Where country systems (e.g., procurement, financial management, etc.) are adequate, the World Bank Group makes appropriate use of them*	103	71	5.46	2.90
9. The World Bank Group provides effective implementation support (i.e., supervision of projects)	131	46	5.14	2.81

WBG Promoting PPP in Mauritania	N	DK	Mean	SD
10. To what extent do you believe that the World Bank Group's work helps to find solutions that promote private public partnerships in Mauritania? (1-To no degree at all, 10-To a very significant degree)	135	53	4.43	2.77

**E. Working with the World Bank Group (continued)**

11. Which of the following best describes the way the World Bank Group operates in Mauritania? (Select only one response)	Percentage of Respondents (N=183)
The World Bank Group does not take enough risk in Mauritania	42.6%
Don't know	38.8%
The World Bank Group's approach to risk is appropriate	15.3%
The World Bank Group takes too much risk in Mauritania	3.3%

12. Which of the following best describes the World Bank Group's support in Mauritania? (Select only one response)	Percentage of Respondents (N=189)
Don't know	34.9%
The World Bank Group is not sufficiently selective in Mauritania, and it is involved in too many areas of development	33.3%
The World Bank Group is sufficiently selective and focuses on the most important development challenges in Mauritania	31.7%

F. The Future Role of the World Bank Group in Mauritania

Role of the World Bank Group	N	DK	Mean	SD
1. How significant a role do you believe the World Bank Group SHOULD play in Mauritania's development in the near future? (1-Not a significant role at all, 10-Very significant role)	173	9	7.68	2.71

2. Which of the following SHOULD the World Bank Group do to make itself of greater value in Mauritania? (Choose no more than TWO)	Percentage of Respondents (Responses Combined; N=178)
Reach out more to groups outside of Government	32.0%
Increase the level of capacity development in the country	29.8%
Provide more adequate data/knowledge/statistics/figures on Mauritania's economy	29.8%
Reduce the complexity of obtaining World Bank Group financing	21.3%
Offer more innovative financial products	16.9%
Work faster	15.2%
Ensure greater selectivity in its work	14.0%
Improve the quality of its experts as related to Mauritania's specific challenges	11.8%
Collaborate more effectively with Government clients	10.7%
Offer more innovative knowledge services	6.2%
Improve the competitiveness of its financing compared to markets	3.4%
Other	3.4%

3. When considering the combination of services that the WBG offers in Mauritania and taking into account its limited level of resources, which ONE of the following do you believe the WBG should offer more of in Mauritania? (Select only ONE response)	Percentage of Respondents (N=175)
Financial services	30.9%
Knowledge products	24.0%
The combination is appropriate for Mauritania	20.0%
Convening services	10.9%
Don't know	10.9%
None of the above	3.4%

**G. Communication and Information Sharing**

1. How do you get most of your information about economic and social development issues in Mauritania? (Choose no more than TWO)	Percentage of Respondents (Responses Combined; N=192)
Internet	67.2%
Local television	18.2%
Local newspapers	17.7%
International television	17.2%
Social media	15.1%
Periodicals	13.0%
Local radio	12.0%
Other	9.9%
International radio	8.3%
International newspapers	6.3%
2. How would you prefer to receive information from the World Bank Group? (Choose no more than TWO)	Percentage of Respondents (Responses Combined; N=189)
World Bank Group's seminars/workshops/ conferences	47.6%
Direct contact with World Bank Group	43.4%
World Bank Group's website	37.0%
e-Newsletters	26.5%
World Bank Group's publications and other written materials	16.4%
Social media	9.5%
Mobile phones	6.3%
Other	1.1%
3. Are you aware of the World Bank Group's Access to Information Policy under which the Bank Group will now disclose any information in its possession that is not on a list of exceptions?	Percentage of Respondents (N=188)
Yes	20.2%
No	79.8%
4. Have you requested information from the World Bank Group on its activities in the past year?	Percentage of Respondents (N=170)
Yes	14.1%
No	85.9%
5. Were you able to obtain this information?	Percentage of Respondents (N=34)
Yes	41.2%
No	58.8%
6. Do you have access to the Internet?	Percentage of Respondents (N=181)
Yes	76.8%
No	23.2%
7. Do you use/have you used the World Bank Group website?	Percentage of Respondents (N=183)
Yes	47.5%
No	52.5%
8. Do you currently consult the World Bank Group social media sites (e.g., Facebook, blogs, Twitter, YouTube, Flickr)?	Percentage of Respondents (N=182)
Yes	19.2%
No	80.8%

**G. Communication and Information Sharing (continued)**

9. Which Internet connection do you use primarily when visiting a World Bank Group website?	Percentage of Respondents (N=139)
High speed/WiFi	72.7%
Dial-up	27.3%

Please rate how much you agree with the following statements. (1-Strongly disagree, 10-Strongly agree)	Level of Agreement			
	N	DK	Mean	SD
10. I find the World Bank Group's websites easy to navigate	102	66	6.19	2.96
11. I find the information on the World Bank Group's websites useful	87	65	6.44	2.49
12. The World Bank Group's social media channels are valuable sources of information about the institution	59	102	5.19	2.99
13. When I need information from the World Bank Group I know how to find it	120	58	5.10	2.99
14. The World Bank Group is responsive to my information requests and inquiries	86	88	4.57	2.90

H. Background Information

1. Which of the following best describes your current position? (Please mark only ONE response)	Percentage of Respondents (N=179)
Employee of a Ministry, Ministerial Department or Implementation Agency	17.9%
NGO/Community Based Organization	16.8%
Private Sector Organization	11.7%
Other	11.2%
Project Management Unit (PMU)/Consultant/Contractor working on WBG supported project	6.7%
Local Government Office or Staff	6.7%
Media	5.0%
Financial Sector/Private Bank	3.4%
Youth Group	3.4%
Academia/Research Institute/Think Tank	3.4%
Independent Government Institution	2.8%
Private Foundation	2.2%
Office of Parliamentarian	1.7%
Bilateral/Multilateral Agency	1.7%
Trade Union	1.7%
Office of Minister	1.1%
Faith-Based Group	1.1%
Judiciary Branch	1.1%
Office of the President, Prime Minister	.6%

**H. Background Information (continued)**

2. Please identify the primary specialization of your work. (Please mark only ONE response)	Percentage of Respondents (N=179)
Education	11.7%
Other	11.2%
Transport and ICT	8.4%
Health, nutrition, and population	7.8%
Finance, markets, insurance and banking	6.7%
Macroeconomics and fiscal management	6.1%
Communication and information services	6.1%
Generalist (specialized in multiple sectors)	6.1%
Urban, rural, and social development	4.5%
Fishing	3.9%
Energy and extractives	3.4%
Governance	3.4%
Social protection and labor	2.8%
Trade and competitiveness	2.8%
Water	2.2%
Environment and natural resources	2.2%
Public-private partnerships	2.2%
Poverty	2.2%
Legislative corps	2.2%
Agribusiness, forestry	1.7%
Fragility, conflict and violence	1.1%
Job creation	1.1%

3. Which one of the following best describes your level of interaction with the World Bank Group in your country? (Select only ONE response)	Percentage of Respondents (N=185)
I have never collaborated with the World Bank Group	58.9%
I currently collaborate with the World Bank Group	20.5%
I have previously collaborated with the World Bank Group	13.0%
Both of the above (I currently collaborate and previously have collaborated with the World Bank Group)	7.6%

4. Which of the following agencies of the World Bank Group do you primarily engage with in Mauritania? (Select only ONE response)	Percentage of Respondents (N=123)
The World Bank (IDA)	65.9%
The Multilateral Investment Guarantee Agency (MIGA)	3.3%
Other	30.9%

5. Which of the following describes most of your exposure to the World Bank Group in Mauritania? (Choose no more than TWO)	Percentage of Respondents (Responses Combined; N=164)
Collaborate as part of my professional duties	39.6%
Observer	32.3%
Use World Bank Group website for information, data, research, etc.	28.0%
Use World Bank Group reports/data	23.2%
Engage in World Bank Group related/sponsored events/activities	22.6%

**H. Background Information (continued)**

6. What's your gender?	Percentage of Respondents (N=192)
Female	20.3%
Male	79.7%

7. Which best represents your geographic location?	Percentage of Respondents (N=181)
Nouakchott	79.6%
Outside Nouakchott (South and Senegal River Region)	13.3%
Outside Nouakchott (North Region)	3.3%
Outside Nouakchott (East Region)	2.2%
Outside Nouakchott (West Region: Hodh Echargui, Hodh El Gharbi, Assaba)	1.7%



Appendix B: Responses to All Questions by Stakeholder Groups¹²

A. General Issues facing Mauritania

In general, would you say that Mauritania is headed in...?*

Percentage of Respondents	Employee of a Ministry/ PMU/ Consultant	Local Gov.	Private Sector/ Financial Sector/ Private Bank	CSO	Media	Other
The right direction	67.4%	66.7%	33.3%	26.7%	11.1%	33.3%
The wrong direction	18.6%	8.3%	33.3%	48.9%	66.7%	43.6%
Not sure	14.0%	25.0%	33.3%	24.4%	22.2%	23.1%

*Significantly different between stakeholder groups

Listed below are a number of development priorities in Mauritania. Please identify which of the following you consider the most important development priorities in Mauritania?

Percentage of Respondents (Responses combined)	Employee of a Ministry/ PMU/ Consultant	Local Gov.	Private Sector/ Financial Sector/ Private Bank	CSO	Media	Other
Social protection	11.9%	0.0%	14.8%	12.8%	0.0%	7.1%
Food security	9.5%	25.0%	7.4%	10.3%	12.5%	9.5%
Public sector governance/reform	35.7%	25.0%	33.3%	12.8%	25.0%	33.3%
Global/regional integration*	0.0%	0.0%	0.0%	0.0%	12.5%	0.0%
Gender equity	0.0%	0.0%	0.0%	5.1%	0.0%	4.8%
Private sector development	9.5%	0.0%	7.4%	0.0%	0.0%	2.4%
Foreign direct investment	2.4%	8.3%	0.0%	0.0%	0.0%	2.4%
Water and sanitation	7.1%	16.7%	7.4%	7.7%	12.5%	0.0%
Anti corruption	23.8%	16.7%	22.2%	28.2%	12.5%	33.3%
Job creation/employment	14.3%	8.3%	11.1%	15.4%	37.5%	16.7%
Rural development*	7.1%	0.0%	0.0%	2.6%	25.0%	2.4%
Financial markets	0.0%	0.0%	0.0%	0.0%	0.0%	0.0%
Urban development	2.4%	16.7%	0.0%	10.3%	12.5%	4.8%
Environmental sustainability	2.4%	8.3%	0.0%	0.0%	0.0%	0.0%
Equality of opportunity	11.9%	0.0%	18.5%	12.8%	12.5%	14.3%
Health	14.3%	33.3%	22.2%	25.6%	12.5%	35.7%
Education	59.5%	58.3%	66.7%	59.0%	50.0%	78.6%
Poverty reduction	21.4%	25.0%	11.1%	15.4%	25.0%	14.3%
Energy	7.1%	16.7%	7.4%	10.3%	0.0%	4.8%
Transport	4.8%	8.3%	3.7%	5.1%	12.5%	0.0%
Climate change	0.0%	0.0%	0.0%	5.1%	0.0%	0.0%
Agricultural development	11.9%	8.3%	18.5%	17.9%	25.0%	7.1%
Trade and exports	0.0%	0.0%	0.0%	0.0%	0.0%	0.0%
Crime and violence	0.0%	0.0%	7.4%	2.6%	0.0%	0.0%
Economic growth	11.9%	0.0%	0.0%	5.1%	0.0%	2.4%
Law and justice	23.8%	8.3%	22.2%	12.8%	12.5%	9.5%
Regulatory framework	0.0%	0.0%	3.7%	0.0%	0.0%	0.0%
Communicable/non-communicable diseases	0.0%	0.0%	0.0%	0.0%	0.0%	0.0%
Natural resource management	2.4%	8.3%	3.7%	5.1%	0.0%	9.5%
Disaster management	0.0%	0.0%	0.0%	5.1%	0.0%	2.4%
Information and communications technology	4.8%	8.3%	11.1%	0.0%	0.0%	0.0%

*Significantly different between stakeholder groups

¹² Only 179 respondents provided the information about their current positions. Thus only these respondents were included in the across-stakeholder analysis presented in this appendix.

**A. General Issues facing Mauritania (continued)**

Poverty reduction is a broad term that encompasses work in many different areas. Which THREE areas of development listed below do you believe would contribute most to reducing poverty in Mauritania? (Choose no more than THREE)

Percentage of Respondents (Responses combined)	Employee of a Ministry/ PMU/ Consultant	Local Gov.	Private Sector/ Financial Sector/ Private Bank	CSO	Media	Other
Water and sanitation*	4.8%	16.7%	11.1%	9.8%	44.4%	9.5%
Equality of opportunity	21.4%	8.3%	25.9%	24.4%	55.6%	28.6%
Economic growth	19.0%	0.0%	7.4%	12.2%	11.1%	14.3%
Climate change	0.0%	0.0%	0.0%	2.4%	0.0%	2.4%
Global/regional integration	7.1%	0.0%	0.0%	2.4%	0.0%	0.0%
Gender equity	0.0%	0.0%	0.0%	2.4%	0.0%	0.0%
Rural development	26.2%	25.0%	14.8%	19.5%	11.1%	23.8%
Urban development*	0.0%	0.0%	0.0%	12.2%	0.0%	0.0%
Regulatory framework	2.4%	8.3%	0.0%	2.4%	0.0%	0.0%
Social protection	4.8%	0.0%	11.1%	14.6%	0.0%	4.8%
Law and justice	14.3%	16.7%	7.4%	7.3%	0.0%	14.3%
Transport	4.8%	0.0%	0.0%	2.4%	0.0%	0.0%
Crime and violence	0.0%	0.0%	0.0%	0.0%	0.0%	0.0%
Communicable/non-communicable diseases*	0.0%	0.0%	0.0%	0.0%	11.1%	0.0%
Information and communications technology	7.1%	0.0%	0.0%	0.0%	0.0%	0.0%
Anti corruption	11.9%	25.0%	33.3%	24.4%	55.6%	31.0%
Private sector development	11.9%	8.3%	7.4%	7.3%	0.0%	4.8%
Foreign direct investment	0.0%	8.3%	0.0%	4.9%	0.0%	4.8%
Education	57.1%	58.3%	51.9%	53.7%	44.4%	59.5%
Energy	4.8%	8.3%	11.1%	4.9%	0.0%	2.4%
Public sector governance/reform	7.1%	16.7%	22.2%	4.9%	11.1%	9.5%
Natural resource management	7.1%	8.3%	14.8%	0.0%	11.1%	9.5%
Environmental sustainability	2.4%	0.0%	0.0%	0.0%	0.0%	2.4%
Disaster management	0.0%	0.0%	0.0%	2.4%	0.0%	0.0%
Health	14.3%	16.7%	33.3%	26.8%	0.0%	19.0%
Agricultural development	23.8%	33.3%	18.5%	12.2%	22.2%	19.0%
Job creation/employment	33.3%	25.0%	22.2%	26.8%	0.0%	31.0%
Financial markets	0.0%	0.0%	0.0%	0.0%	0.0%	0.0%
Trade and exports	0.0%	0.0%	0.0%	2.4%	0.0%	0.0%
Food security	14.3%	16.7%	7.4%	9.8%	11.1%	9.5%

*Significantly different between stakeholder groups

**A. General Issues facing Mauritania (continued)**

The World Bank Group's "Shared Prosperity" goal captures two key elements, economic growth and equity. It will seek to foster income growth among the bottom 40 percent of a country's population. Improvement in the Shared Prosperity Indicator requires growth and well-being of the less well-off. When thinking about the idea of "shared prosperity" in your country, which of the following TWO best illustrate how this would be achieved in Mauritania? (Choose no more than TWO)

Percentage of Respondents (Responses combined)	Employee of a Ministry/ PMU/ Consultant	Local Gov.	Private Sector/ Financial Sector/ Private Bank	CSO	Media	Other
Better employment opportunities for young people	33.3%	9.1%	33.3%	38.5%	0.0%	35.0%
Better employment opportunities for women	7.1%	0.0%	3.7%	7.7%	0.0%	5.0%
Greater access to micro-finance for the poor*	21.4%	9.1%	14.8%	41.0%	62.5%	30.0%
Greater voice and participation for citizens to help ensure greater accountability	4.8%	0.0%	3.7%	5.1%	12.5%	10.0%
Greater access to health and nutrition for citizens	11.9%	0.0%	14.8%	7.7%	12.5%	5.0%
Better entrepreneurial opportunities	11.9%	18.2%	3.7%	2.6%	0.0%	2.5%
A growing middle class*	2.4%	18.2%	18.5%	12.8%	50.0%	7.5%
Better opportunity for the poor who live in rural areas	16.7%	18.2%	7.4%	20.5%	25.0%	12.5%
Better opportunity for the poor who live in urban areas	0.0%	0.0%	0.0%	5.1%	0.0%	2.5%
Consistent economic growth	14.3%	9.1%	18.5%	2.6%	0.0%	7.5%
More reliable social safety net	4.8%	9.1%	11.1%	0.0%	0.0%	2.5%
Greater equity of fiscal policy*	2.4%	27.3%	7.4%	2.6%	0.0%	10.0%
Education and training that better ensure job opportunity	47.6%	36.4%	29.6%	30.8%	25.0%	45.0%
Better quality public services	7.1%	9.1%	11.1%	5.1%	0.0%	2.5%
Strengthening the rule of law	14.3%	27.3%	22.2%	15.4%	12.5%	22.5%
Other	0.0%	9.1%	0.0%	2.6%	0.0%	0.0%

*Significantly different between stakeholder groups

B. Overall Attitudes toward the World Bank Group

	Which of the following best describes your current position?																	
	Employee of a Ministry/ PMU/ Consultant			Local government			Private Sector/ Financial Sector/ Private Bank			CSO			Media			Other		
	N	Mean	SD	N	Mean	SD	N	Mean	SD	N	Mean	SD	N	Mean	SD	N	Mean	SD
How familiar are you with the work of the World Bank Group in Mauritania?*	43	5.81	2.51	12	5.67	2.50	25	4.08	2.50	44	3.68	2.96	9	6.00	2.69	39	4.95	2.92

(1-Not familiar at all, 10-Extremely familiar) *Significantly different between stakeholder groups

	Which of the following best describes your current position?																	
	Employee of a Ministry/ PMU/ Consultant			Local government			Private Sector/ Financial Sector/ Private Bank			CSO			Media			Other		
	N	Mean	SD	N	Mean	SD	N	Mean	SD	N	Mean	SD	N	Mean	SD	N	Mean	SD
Overall, please rate your impression of the World Bank Group's effectiveness in Mauritania.	36	5.39	2.23	11	5.27	2.57	17	4.18	1.78	36	4.08	2.90	9	4.78	2.49	29	5.10	2.85

(1-Not effective at all, 10-Very effective)

	Which of the following best describes your current position?																	
	Employee of a Ministry/ PMU/ Consultant			Local government			Private Sector/ Financial Sector/ Private Bank			CSO			Media			Other		
	N	Mean	SD	N	Mean	SD	N	Mean	SD	N	Mean	SD	N	Mean	SD	N	Mean	SD
To what extent do you believe the World Bank Group's staff is well prepared to help Mauritania solve its most complicated development challenges?	37	5.81	2.13	11	5.36	2.58	18	5.67	2.63	29	4.72	3.15	9	4.56	2.35	25	5.36	2.78

(1-To no degree at all, 10-To a very significant degree)

**B. Overall Attitudes toward the World Bank Group (continued)**

When thinking about how the World Bank Group can have the most impact on development results in Mauritania, in which sectoral areas do you believe the World Bank Group should focus most of its resources in Mauritania? (Choose no more than THREE)

Percentage of Respondents (Responses combined)	Employee of a Ministry/ PMU/ Consultant	Local Gov.	Private Sector/ Financial Sector/ Private Bank	CSO	Media	Other
Social protection	14.0%	0.0%	19.2%	11.4%	22.2%	14.6%
Crime and violence	0.0%	0.0%	0.0%	2.3%	0.0%	0.0%
Transport	7.0%	0.0%	7.7%	13.6%	22.2%	4.9%
Agricultural development	32.6%	25.0%	23.1%	27.3%	33.3%	22.0%
Global/regional integration	2.3%	0.0%	7.7%	0.0%	0.0%	0.0%
Gender equity	2.3%	8.3%	3.8%	0.0%	0.0%	0.0%
Public sector governance/reform	25.6%	8.3%	7.7%	11.4%	22.2%	19.5%
Health	14.0%	25.0%	30.8%	20.5%	22.2%	29.3%
Rural development	14.0%	16.7%	7.7%	13.6%	33.3%	12.2%
Foreign direct investment	2.3%	0.0%	0.0%	4.5%	0.0%	2.4%
Education	48.8%	66.7%	53.8%	40.9%	33.3%	63.4%
Energy	2.3%	8.3%	3.8%	6.8%	0.0%	7.3%
Job creation/employment	25.6%	16.7%	15.4%	25.0%	0.0%	19.5%
Financial markets	0.0%	0.0%	0.0%	0.0%	0.0%	0.0%
Urban development	0.0%	0.0%	3.8%	2.3%	0.0%	2.4%
Environmental sustainability	2.3%	0.0%	0.0%	0.0%	11.1%	0.0%
Equality of opportunity	16.3%	0.0%	7.7%	18.2%	11.1%	7.3%
Private sector development	18.6%	8.3%	15.4%	4.5%	0.0%	7.3%
Water and sanitation	7.0%	8.3%	3.8%	9.1%	0.0%	7.3%
Food security	2.3%	25.0%	3.8%	11.4%	22.2%	7.3%
Climate change	0.0%	0.0%	0.0%	2.3%	0.0%	0.0%
Poverty reduction	23.3%	16.7%	19.2%	22.7%	33.3%	19.5%
Trade and exports	0.0%	0.0%	3.8%	0.0%	0.0%	0.0%
Economic growth	11.6%	8.3%	7.7%	9.1%	0.0%	9.8%
Law and justice	4.7%	16.7%	23.1%	9.1%	22.2%	14.6%
Regulatory framework	2.3%	0.0%	0.0%	0.0%	0.0%	4.9%
Communicable/non-communicable diseases	0.0%	0.0%	3.8%	2.3%	0.0%	0.0%
Natural resource management	7.0%	16.7%	0.0%	0.0%	0.0%	7.3%
Anti corruption	7.0%	16.7%	15.4%	13.6%	0.0%	14.6%
Information and communications technology	4.7%	0.0%	7.7%	0.0%	0.0%	0.0%
Disaster management	0.0%	0.0%	3.8%	4.5%	0.0%	0.0%

**B. Overall Attitudes toward the World Bank Group (continued)**

When thinking about the World Bank Group's role, which activity do you believe is of greatest VALUE and which activity is of second greatest value in Mauritania?

Greatest Value Percentage of Respondents	Employee of a Ministry/ PMU/ Consultant	Local Gov.	Private Sector/ Financial Sector/ Private Bank	CSO	Media	Other
Convening/facilitating	7.7%	0.0%	9.1%	13.8%	12.5%	12.1%
Data	5.1%	0.0%	0.0%	3.4%	0.0%	0.0%
Policy advice, studies, analyses	23.1%	16.7%	9.1%	13.8%	12.5%	6.1%
Financial resources*	25.6%	0.0%	22.7%	24.1%	12.5%	48.5%
Capacity development	15.4%	50.0%	13.6%	31.0%	25.0%	12.1%
Technical assistance	10.3%	0.0%	9.1%	0.0%	12.5%	6.1%
Mobilizing third party financial resources	7.7%	8.3%	9.1%	6.9%	12.5%	6.1%
Coordination of development partners*	5.1%	16.7%	27.3%	3.4%	12.5%	3.0%
Linkage to non-Bank expertise	0.0%	0.0%	0.0%	0.0%	0.0%	0.0%
Other	0.0%	8.3%	0.0%	3.4%	0.0%	6.1%

*Significantly different between stakeholder groups

2 nd Greatest Value Percentage of Respondents	Employee of a Ministry/ PMU/ Consultant	Local Gov.	Private Sector/ Financial Sector/ Private Bank	CSO	Media	Other
Convening/facilitating	10.3%	8.3%	0.0%	9.7%	0.0%	6.3%
Data	2.6%	0.0%	4.3%	6.5%	12.5%	6.3%
Policy advice, studies, analyses	17.9%	25.0%	21.7%	6.5%	25.0%	18.8%
Financial resources	12.8%	8.3%	8.7%	19.4%	0.0%	15.6%
Capacity development	10.3%	8.3%	21.7%	9.7%	12.5%	21.9%
Technical assistance	17.9%	16.7%	13.0%	6.5%	12.5%	18.8%
Mobilizing third party financial resources	17.9%	0.0%	4.3%	9.7%	12.5%	9.4%
Coordination of development partners*	7.7%	33.3%	17.4%	22.6%	0.0%	0.0%
Linkage to non-Bank expertise*	2.6%	0.0%	8.7%	0.0%	25.0%	3.1%
Other*	0.0%	0.0%	0.0%	9.7%	0.0%	0.0%

*Significantly different between stakeholder groups

How EFFECTIVE do you believe the World Bank Group is in terms of the capacity building work it does in each of the following areas in Mauritania? (1-Not effective at all, 10-Very effective)

	Which of the following best describes your current position?																	
	Employee of a Ministry/ PMU/ Consultant			Local government			Private Sector/ Financial Sector/ Private Bank			CSO			Media			Other		
	N	Mean	SD	N	Mean	SD	N	Mean	SD	N	Mean	SD	N	Mean	SD	N	Mean	SD
Project implementation (or other organizational strengthening)*	35	6.31	2.11	10	6.70	3.50	14	5.93	1.98	17	4.00	2.69	8	4.25	2.19	23	4.87	3.25
Citizen engagement (incorporating citizens' voices into development)	30	4.43	2.42	7	5.00	3.61	13	3.23	1.96	21	3.24	2.77	8	3.38	1.92	17	3.65	2.57
Policy design (for clarity and better incentives to achieve development goals)*	31	6.71	1.97	8	7.50	3.02	12	5.08	1.51	18	4.67	3.14	7	4.43	2.37	22	5.05	2.87

*Significantly different between stakeholder groups

**B. Overall Attitudes toward the World Bank Group (continued)**

When thinking about how to improve capacity building in Mauritania to help ensure better development results, looking forward, how **IMPORTANT** is it for the World Bank Group to be involved in the following aspects of capacity building? (1-Not important at all, 10-Very important)

	Which of the following best describes your current position?																	
	Employee of a Ministry/ PMU/ Consultant			Local government			Private Sector/ Financial Sector/ Private Bank			CSO			Media			Other		
	N	Mean	SD	N	Mean	SD	N	Mean	SD	N	Mean	SD	N	Mean	SD	N	Mean	SD
Project implementation (or other organizational strengthening)*	32	8.63	1.31	7	6.29	3.40	16	8.38	1.41	24	6.13	3.55	7	6.86	1.57	22	7.45	2.40
Citizen engagement (incorporating citizens' voices into development)*	30	6.47	2.27	6	6.50	3.51	18	8.78	1.99	24	5.71	3.54	7	7.57	1.99	23	7.17	2.93
Policy design (for clarity and better incentives to achieve development goals)	33	8.45	1.50	7	6.86	3.44	16	7.81	2.43	23	6.43	3.47	7	6.86	1.95	23	7.65	2.53

*Significantly different between stakeholder groups

Which of the following do you identify as the World Bank Group's greatest **WEAKNESSES** in its work in Mauritania? (Choose no more than TWO)

Percentage of Respondents (Responses combined)	Employee of a Ministry/ PMU/ Consultant	Local Gov.	Private Sector/ Financial Sector/ Private Bank	CSO	Media	Other
Staff too inaccessible*	7.1%	27.3%	25.9%	33.3%	14.3%	10.0%
Not exploring alternative policy options	7.1%	0.0%	0.0%	11.1%	0.0%	10.0%
Not collaborating enough with stakeholders outside the Government	11.9%	27.3%	25.9%	28.9%	28.6%	15.0%
Its advice and strategies do not lend themselves to practical problem solving	9.5%	18.2%	3.7%	13.3%	28.6%	12.5%
Not enough public disclosure of its work	21.4%	18.2%	18.5%	15.6%	0.0%	20.0%
Arrogant in its approach	0.0%	0.0%	7.4%	8.9%	0.0%	12.5%
Not client focused	4.8%	9.1%	0.0%	2.2%	0.0%	2.5%
The credibility of its knowledge/data	2.4%	0.0%	3.7%	2.2%	0.0%	0.0%
World Bank Group's processes too complex	26.2%	0.0%	3.7%	13.3%	28.6%	17.5%
Not willing to honestly criticize policies and reform efforts in the country*	11.9%	9.1%	37.0%	11.1%	42.9%	25.0%
Too influenced by shareholder countries	19.0%	36.4%	18.5%	11.1%	0.0%	15.0%
Imposing technocratic solutions without regard to political realities	16.7%	9.1%	7.4%	8.9%	14.3%	10.0%
World Bank Group's processes too slow	21.4%	9.1%	3.7%	4.4%	0.0%	12.5%
Not aligned with other development partners' work	2.4%	9.1%	3.7%	6.7%	0.0%	5.0%
Not aligned with country priorities	2.4%	0.0%	3.7%	11.1%	0.0%	7.5%
Not adequately sensitive to political/social realities in Mauritania	9.5%	9.1%	18.5%	15.6%	14.3%	10.0%
Other	2.4%	9.1%	0.0%	0.0%	0.0%	2.5%
Don't know	7.1%	0.0%	7.4%	0.0%	14.3%	2.5%

*Significantly different between stakeholder groups

Which World Bank Group's instruments do you believe are the **MOST** effective in reducing poverty in Mauritania? (Choose no more than TWO)

Percentage of Respondents (Responses combined)	Employee of a Ministry/ PMU/ Consultant	Local Gov.	Private Sector/ Financial Sector/ Private Bank	CSO	Media	Other
Trust Fund management	11.4%	8.3%	0.0%	18.2%	0.0%	15.8%
Knowledge products/services	9.1%	0.0%	11.1%	13.6%	22.2%	26.3%
Investment lending	50.0%	25.0%	40.7%	22.7%	33.3%	44.7%
Technical assistance*	20.5%	25.0%	25.9%	2.3%	33.3%	34.2%
Capacity development	38.6%	41.7%	33.3%	47.7%	22.2%	28.9%
Policy based lending / budget support to the Government	18.2%	41.7%	14.8%	11.4%	0.0%	10.5%
Multi-sectoral approaches	29.5%	25.0%	14.8%	18.2%	22.2%	15.8%
Other	0.0%	0.0%	0.0%	2.3%	11.1%	0.0%
Don't know*	6.8%	16.7%	29.6%	31.8%	22.2%	10.5%

*Significantly different between stakeholder groups

**B. Overall Attitudes toward the World Bank Group (continued)****To what extent do you believe that the World Bank Group's work and support help the poorest in Mauritania? (Select only ONE response)**

Percentage of Respondents	Employee of a Ministry/ PMU/ Consultant	Local Gov.	Private Sector/ Financial Sector/ Private Bank	CSO	Media	Other
To a fully sufficient degree	9.1%	8.3%	7.4%	2.3%	0.0%	10.3%
To a somewhat sufficient degree	31.8%	25.0%	7.4%	9.1%	12.5%	12.8%
To a somewhat insufficient degree	29.5%	33.3%	51.9%	29.5%	25.0%	25.6%
To a very insufficient degree	20.5%	16.7%	14.8%	29.5%	50.0%	38.5%
Don't know	9.1%	16.7%	18.5%	29.5%	12.5%	12.8%

In addition to the regular relations with the national government, which TWO of the following groups should the World Bank Group collaborate with more in your country?**(Choose no more than TWO)**

Percentage of Respondents (Responses combined)	Employee of a Ministry/ PMU/ Consultant	Local Gov.	Private Sector/ Financial Sector/ Private Bank	CSO	Media	Other
Academia/think tanks/research institutes*	38.6%	33.3%	34.6%	14.0%	11.1%	17.1%
Community of development partners	18.2%	8.3%	11.5%	11.6%	11.1%	24.4%
Media*	2.3%	0.0%	7.7%	4.7%	44.4%	2.4%
Local Government*	29.5%	58.3%	15.4%	14.0%	22.2%	29.3%
Private sector*	25.0%	16.7%	65.4%	7.0%	11.1%	9.8%
Parliament	0.0%	0.0%	0.0%	2.3%	0.0%	9.8%
NGOs/Community Based Organizations*	13.6%	16.7%	34.6%	72.1%	44.4%	19.5%
Youth/university groups	13.6%	8.3%	19.2%	32.6%	22.2%	17.1%
Beneficiaries*	43.2%	41.7%	11.5%	23.3%	11.1%	41.5%
Foundations	2.3%	0.0%	0.0%	2.3%	11.1%	0.0%
Other	0.0%	0.0%	0.0%	0.0%	0.0%	7.3%
Don't know	6.8%	8.3%	0.0%	2.3%	11.1%	7.3%

*Significantly different between stakeholder groups

To what extent do you agree with the following statements about the World Bank Group's work in Mauritania? (1-Strongly disagree, 10-Strongly agree)

	Which of the following best describes your current position?																	
	Employee of a Ministry/ PMU/ Consultant			Local government			Private Sector/ Financial Sector/ Private Bank			CSO			Media			Other		
	N	Mean	SD	N	Mean	SD	N	Mean	SD	N	Mean	SD	N	Mean	SD	N	Mean	SD
Overall the World Bank Group currently plays a relevant role in development in Mauritania*	38	6.87	2.22	11	6.45	2.94	21	5.10	1.92	32	3.81	3.22	7	5.14	2.34	32	5.22	3.26
The World Bank Group's work is aligned with what I consider the development priorities for Mauritania*	36	5.97	2.25	8	5.88	1.89	21	4.48	2.29	26	3.92	3.35	8	4.13	1.73	31	4.06	2.82
The World Bank Group supports programs and strategies that are realistic for Mauritania*	37	6.92	2.13	9	7.33	2.74	18	3.94	1.70	30	3.87	3.15	7	4.29	1.70	27	4.74	3.06
The World Bank Group treats clients and stakeholders in Mauritania with respect	34	6.65	2.39	10	6.40	3.41	17	4.88	2.74	26	4.62	3.51	8	5.00	2.39	19	6.26	2.70

*Significantly different between stakeholder groups

**B. Overall Attitudes toward the World Bank Group (continued)**

To what extent is the World Bank Group an effective development partner in Mauritania in terms of each of the following? (1-To no degree at all, 10-To a very significant degree)

	Which of the following best describes your current position?																	
	Employee of a Ministry/ PMU/ Consultant			Local government			Private Sector/ Financial Sector/ Private Bank			CSO			Media			Other		
	N	Mean	SD	N	Mean	SD	N	Mean	SD	N	Mean	SD	N	Mean	SD	N	Mean	SD
Responsiveness*	29	5.52	2.15	9	5.44	2.51	14	4.00	2.08	24	3.13	2.80	8	3.75	2.31	21	5.00	3.07
Flexibility (in terms of the institution's products and services)	28	4.75	2.01	10	4.60	2.32	17	3.65	1.66	19	3.16	2.59	8	3.50	1.77	19	4.00	2.36
Flexibility (in terms of changing country circumstances)	24	4.79	1.82	10	5.10	1.91	18	3.94	1.59	22	3.50	2.54	9	4.22	2.11	23	4.39	2.52
Being inclusive*	18	5.39	1.61	7	5.00	1.53	13	4.00	1.47	19	3.00	2.89	7	3.29	1.70	20	4.00	2.79
Openness (sharing data and other information)*	29	5.38	2.35	10	6.50	2.46	18	4.00	1.41	27	3.74	3.11	8	3.63	2.13	25	5.16	3.31
Staff accessibility*	29	5.76	2.36	9	5.11	2.47	20	3.50	2.28	23	2.91	2.61	7	2.71	1.25	24	4.38	3.02
Straightforwardness and honesty*	24	6.46	2.34	10	6.60	2.01	16	4.44	1.79	21	3.67	3.34	7	2.71	.76	20	5.30	3.56
Ease of access to the people at the World Bank Group who are making decisions important to my work*	30	5.47	2.67	10	4.50	3.06	19	3.68	2.58	22	3.50	2.91	7	2.57	1.13	23	3.35	2.69
Collaboration with civil society	20	4.75	1.97	11	4.91	2.98	19	3.42	1.87	28	3.43	3.12	8	3.38	1.41	20	4.80	3.14
Collaboration with the Government	31	7.94	1.79	10	6.60	2.55	20	6.70	2.13	22	6.00	3.92	6	6.67	3.01	25	6.72	3.03
Collaboration with other donors and development partners*	26	7.50	1.88	10	5.30	3.16	16	6.94	2.24	18	4.61	3.79	7	5.29	2.81	20	7.00	2.83
Collaboration with the private sector	22	4.09	2.14	9	3.67	2.45	20	3.85	2.01	18	3.72	3.59	7	3.71	1.80	16	4.69	3.03
The speed in which it gets things accomplished on the ground	28	4.64	1.83	9	4.67	2.69	15	3.93	1.94	18	3.22	3.02	7	3.71	2.56	22	4.59	2.79
Being a long-term partner*	30	8.03	2.63	10	7.40	2.32	15	7.27	2.55	21	5.43	3.74	8	5.50	3.07	20	6.90	2.61

*Significantly different between stakeholder groups

To be more effective development partner in Mauritania, do you believe that the World Bank Group should have? (Select only ONE response)

Percentage of Respondents	Employee of a Ministry/ PMU/ Consultant	Local Gov.	Private Sector/ Financial Sector/ Private Bank	CSO	Media	Other
More local presence	79.1%	100.0%	77.8%	82.9%	87.5%	82.5%
The current level of local presence is adequate	16.3%	0.0%	11.1%	7.3%	0.0%	7.5%
Less local presence	0.0%	0.0%	0.0%	2.4%	12.5%	7.5%
Don't know	4.7%	0.0%	11.1%	7.3%	0.0%	2.5%

When World Bank Group assisted reform efforts fail or are slow to take place, which of the following would you attribute this to? (Choose no more than TWO)

Percentage of Respondents (Responses combined)	Employee of a Ministry/ PMU/ Consultant	Local Gov.	Private Sector/ Financial Sector/ Private Bank	CSO	Media	Other
The World Bank Group does not do adequate follow through/follow-up	25.6%	25.0%	26.9%	23.8%	33.3%	17.5%
Poor coordination of development partners	20.9%	33.3%	3.8%	11.9%	22.2%	7.5%
The World Bank Group is not sensitive enough to political/social realities on the ground*	30.2%	16.7%	26.9%	11.9%	33.3%	45.0%
Lack of/inadequate levels of capacity in Government	20.9%	16.7%	19.2%	9.5%	22.2%	20.0%
There is not an adequate level of citizen/civil society participation*	14.0%	33.3%	23.1%	50.0%	33.3%	32.5%
The World Bank Group works too slowly	14.0%	16.7%	23.1%	11.9%	0.0%	7.5%
The Government works inefficiently*	11.6%	8.3%	42.3%	19.0%	33.3%	22.5%
Political pressures and obstacles	18.6%	8.3%	15.4%	14.3%	0.0%	12.5%
Reforms are not well thought out in light of country challenges	25.6%	33.3%	11.5%	28.6%	11.1%	25.0%
Other	0.0%	0.0%	0.0%	2.4%	0.0%	0.0%

*Significantly different between stakeholder groups

**C. World Bank Group's Effectiveness and Results**

In your opinion, how IMPORTANT is it for the World Bank Group to be involved in the following areas of development in Mauritania? (1-Not important at all, 10-Very important)

	Which of the following best describes your current position?																	
	Employee of a Ministry/ PMU/ Consultant			Local government			Private Sector/ Financial Sector/ Private Bank			CSO			Media			Other		
	N	Mean	SD	N	Mean	SD	N	Mean	SD	N	Mean	SD	N	Mean	SD	N	Mean	SD
Anti corruption	37	7.70	2.50	11	7.36	3.20	25	8.52	2.69	30	6.80	3.73	9	5.89	3.26	34	8.15	3.18
Information and communications technology*	33	7.45	1.87	11	6.36	3.01	22	7.45	2.56	26	5.58	3.49	8	5.25	2.60	25	7.24	2.88
Transport*	30	7.67	2.14	10	6.20	3.36	22	8.55	2.02	30	6.17	3.85	6	5.83	3.54	27	6.37	2.90
Crime and violence	29	5.90	2.66	10	5.70	2.91	22	6.05	2.59	26	4.50	3.40	7	5.57	3.51	22	4.77	3.46
Law and justice*	32	7.50	2.41	8	7.50	3.12	24	8.54	2.17	32	6.13	3.82	7	5.14	3.72	29	6.41	3.50
Urban development	32	7.38	2.17	11	7.64	2.34	21	7.19	2.20	29	6.10	3.34	7	5.86	3.08	28	6.93	2.84
Environmental sustainability	34	7.15	2.36	10	5.40	3.63	22	7.68	1.84	27	5.52	3.32	6	5.50	3.62	25	6.52	3.31
Regulatory framework	32	7.19	1.87	8	6.88	3.36	21	7.19	2.29	27	5.81	3.35	5	4.40	3.44	25	6.84	3.09
Communicable/non-communicable diseases*	32	7.03	2.04	11	5.45	3.08	22	6.91	2.74	26	4.88	3.44	8	6.38	3.34	24	6.96	2.93
Poverty reduction*	34	8.53	1.89	10	7.20	3.12	24	9.04	1.68	33	7.12	3.38	8	6.63	3.58	28	8.04	2.81
Gender equity*	29	5.34	2.57	11	7.18	2.18	22	6.73	2.49	27	4.19	3.35	5	5.00	2.65	25	5.40	3.40
Private sector development*	31	7.48	2.38	11	6.27	2.57	22	8.77	1.31	24	5.79	3.30	8	5.00	2.33	27	6.81	3.28
Foreign direct investment	29	6.62	2.70	12	6.58	3.09	19	7.89	1.41	25	5.96	3.17	8	5.63	2.56	24	7.00	2.72
Water and sanitation*	33	8.39	1.66	10	7.30	3.16	20	8.70	1.49	25	6.20	3.38	8	6.88	3.00	28	7.75	3.07
Trade and exports*	30	6.10	2.12	10	4.90	2.88	21	7.43	2.04	25	5.08	2.94	6	4.00	2.10	22	6.41	3.10
Economic growth*	35	7.89	1.73	11	6.64	2.46	23	8.57	1.67	26	6.50	3.34	7	5.86	2.54	29	7.52	2.80
Energy*	34	7.56	1.86	11	7.00	2.83	22	8.32	1.64	27	5.56	3.25	7	6.43	2.82	27	7.33	2.99
Disaster management	32	5.56	2.53	8	5.88	2.70	19	5.95	2.04	25	5.04	3.35	7	5.86	2.97	24	5.75	3.54
Public sector governance/reform*	35	8.03	2.08	7	7.29	2.87	22	8.86	1.46	30	6.67	3.45	7	6.00	3.00	28	7.57	3.18
Job creation/employment*	35	7.97	2.35	10	6.10	3.57	23	8.91	1.44	26	6.77	3.37	8	6.63	2.97	29	8.17	3.12
Financial markets	26	5.96	2.58	9	5.78	3.07	22	6.77	2.49	23	5.43	3.38	7	5.00	2.08	23	5.74	2.91
Equality of opportunity	32	6.72	3.14	11	5.55	3.70	22	8.32	1.96	28	6.14	3.26	8	6.00	3.07	25	7.40	3.49
Health*	34	8.41	1.76	10	6.80	3.16	23	9.04	1.55	33	7.27	3.16	8	6.38	3.38	28	7.96	2.85
Rural development	34	8.24	1.71	12	7.67	2.15	21	8.33	1.91	30	7.10	3.32	8	7.00	3.38	26	7.81	2.86
Global/regional integration	32	6.53	2.24	10	6.50	3.06	19	7.11	2.45	25	6.04	3.13	8	5.88	2.95	22	6.09	2.52
Food security	35	7.66	2.35	12	7.00	2.86	20	8.55	2.01	30	6.53	3.30	6	6.33	2.94	27	7.67	3.20
Education*	38	8.71	1.83	10	6.60	3.20	23	9.48	1.04	31	7.77	3.30	8	7.75	3.20	30	7.60	3.34
Social protection	32	6.84	2.27	9	5.33	2.92	21	7.95	1.86	29	6.17	3.52	8	4.75	2.49	25	6.28	3.17
Climate change	33	6.24	2.65	11	5.82	2.75	19	6.42	2.52	26	4.81	3.09	6	5.17	2.64	23	5.87	3.29
Agricultural development*	37	8.46	1.79	11	6.91	2.95	23	9.00	1.76	30	6.97	3.55	8	7.50	3.16	28	7.43	3.01
Natural resource management*	36	7.97	2.02	10	5.60	3.06	24	8.46	1.82	29	6.66	3.67	8	6.00	2.51	23	6.61	3.22

*Significantly different between stakeholder groups

**C. World Bank Group's Effectiveness and Results (continued)****How EFFECTIVE do you believe the World Bank Group is in terms of the work it does in the following areas of development in Mauritania? (1-Not effective at all, 10-Very effective)**

	Which of the following best describes your current position?																	
	Employee of a Ministry/ PMU/ Consultant			Local government			Private Sector/ Financial Sector/ Private Bank			CSO			Media			Other		
	N	Mean	SD	N	Mean	SD	N	Mean	SD	N	Mean	SD	N	Mean	SD	N	Mean	SD
Information and communications technology	21	6.05	2.85	7	6.29	2.29	9	4.22	1.79	17	3.88	3.14	6	3.17	1.47	17	5.12	2.96
Transport*	19	6.32	2.24	8	4.63	2.72	9	4.33	1.87	21	3.81	3.12	6	3.33	1.86	14	3.21	2.26
Urban development*	22	6.36	2.08	8	5.63	2.26	10	5.20	2.10	20	3.70	2.83	6	4.50	2.26	19	4.84	2.24
Environmental sustainability	19	5.47	2.74	7	4.29	.95	7	5.57	2.37	20	4.45	3.36	6	3.17	1.47	16	4.44	2.71
Poverty reduction	28	5.54	2.49	10	3.70	1.89	16	5.13	2.47	23	4.48	3.38	7	4.14	2.54	24	4.83	3.12
Gender equity	18	4.83	2.62	6	6.17	1.72	10	4.80	2.39	18	4.00	3.43	6	3.00	1.41	14	4.86	2.80
Private sector development	20	5.10	2.36	7	5.00	2.58	18	4.33	2.61	20	3.70	2.87	7	3.14	1.35	18	4.56	3.15
Water and sanitation	19	5.95	2.46	8	4.50	1.20	12	4.00	1.35	19	4.37	3.62	7	3.71	2.69	15	4.40	3.00
Economic growth*	23	6.30	2.38	7	5.00	1.41	17	5.35	2.18	23	3.52	3.10	7	4.00	1.73	19	4.95	2.95
Energy	18	6.28	2.27	8	5.25	1.98	12	4.50	1.98	17	4.00	3.00	6	4.00	2.19	16	5.31	2.65
Public sector governance/reform*	28	6.39	2.28	7	5.43	1.62	17	4.18	2.43	23	3.65	2.93	7	3.86	1.95	19	4.58	2.91
Job creation/employment	23	5.17	2.23	10	3.00	1.76	16	3.38	2.22	23	3.35	2.72	7	3.71	2.06	18	3.61	2.93
Health*	25	6.08	2.66	9	4.56	.73	17	4.71	2.71	27	3.56	3.12	7	4.14	1.86	20	4.75	2.86
Rural development	26	5.73	2.52	8	5.13	2.30	15	4.80	1.97	24	3.67	2.94	7	3.71	1.60	20	4.35	3.10
Food security	22	5.09	2.67	9	3.89	1.62	14	5.36	2.13	21	3.62	3.14	9	4.78	1.99	19	4.68	3.20
Education*	26	6.08	2.50	9	3.89	1.76	17	4.12	2.57	25	3.56	3.22	7	5.00	2.77	23	3.83	3.02
Social protection	19	4.74	2.47	7	3.71	2.29	9	3.67	1.80	20	3.20	2.82	7	3.71	1.89	16	4.88	3.77
Agricultural development	28	5.68	2.29	7	4.00	2.24	14	5.64	2.47	24	3.96	3.16	8	4.13	1.96	18	4.28	2.93
Natural resource management	20	5.45	2.35	7	3.14	1.95	12	4.67	2.64	18	3.28	2.95	7	3.43	1.72	19	4.37	3.11

*Significantly different between stakeholder groups

Where are the World Bank Group's decisions made primarily that support the program in Mauritania? (Select only ONE response)

Percentage of Respondents	Employee of a Ministry/ PMU/ Consultant	Local Gov.	Private Sector/ Financial Sector/ Private Bank	CSO	Media	Other
At the Headquarters (in Washington D.C.)	52.3%	25.0%	59.3%	45.0%	55.6%	52.5%
In the country	4.5%	8.3%	3.7%	12.5%	11.1%	0.0%
Don't know	43.2%	66.7%	37.0%	42.5%	33.3%	47.5%

	Which of the following best describes your current position?																	
	Employee of a Ministry/ PMU/ Consultant			Local government			Private Sector/ Financial Sector/ Private Bank			CSO			Media			Other		
	N	Mean	SD	N	Mean	SD	N	Mean	SD	N	Mean	SD	N	Mean	SD	N	Mean	SD
To what extent does the World Bank Group's work help to achieve development results in Mauritania?*	38	6.21	1.95	11	6.18	2.48	22	4.45	1.63	28	4.86	3.24	9	4.56	1.74	27	4.74	3.15

(1-To no degree at all, 10-To a very significant degree) *Significantly different between stakeholder groups

To what extent do you agree with the following statements about the World Bank Group in Mauritania? (1-Strongly disagree, 10-Strongly agree)

	Which of the following best describes your current position?																	
	Employee of a Ministry/ PMU/ Consultant			Local government			Private Sector/ Financial Sector/ Private Bank			CSO			Media			Other		
	N	Mean	SD	N	Mean	SD	N	Mean	SD	N	Mean	SD	N	Mean	SD	N	Mean	SD
The World Bank Group's financial instruments meet the needs of Mauritania	31	5.77	2.35	10	4.10	2.88	24	4.71	2.31	24	3.96	2.96	8	4.13	1.64	28	4.89	3.45
The World Bank Group meets Mauritania's needs for knowledge services	31	5.35	2.51	9	4.89	2.42	24	4.13	2.27	24	4.50	3.40	9	4.33	2.18	26	5.00	3.07

**C. World Bank Group's Effectiveness and Results (continued)**

	Which of the following best describes your current position?																	
	Employee of a Ministry/ PMU/ Consultant			Local government			Private Sector/ Financial Sector/ Private Bank			CSO			Media			Other		
	N	Mean	SD	N	Mean	SD	N	Mean	SD	N	Mean	SD	N	Mean	SD	N	Mean	SD
To what extent do you believe the World Bank Group measures and corrects its work in real time in Mauritania?	30	5.23	2.22	8	5.00	2.88	17	4.41	2.12	24	3.54	3.01	8	4.63	2.26	19	4.21	2.39

(1-To no degree at all, 10-To a very significant degree)

D. The World Bank Group's Knowledge Work and Activities

How frequently do you consult World Bank Group's knowledge work and activities in the work you do?* (Select only ONE response)

Percentage of Respondents	Employee of a Ministry/ PMU/ Consultant	Local Gov.	Private Sector/ Financial Sector/ Private Bank	CSO	Media	Other
Weekly	18.6%	8.3%	3.7%	5.0%	11.1%	0.0%
Monthly	23.3%	8.3%	14.8%	5.0%	11.1%	10.3%
A few times a year	14.0%	25.0%	22.2%	27.5%	44.4%	30.8%
Rarely	30.2%	33.3%	33.3%	30.0%	11.1%	23.1%
Never	14.0%	25.0%	25.9%	32.5%	22.2%	35.9%

*Significantly different between stakeholder groups

In Mauritania, to what extent do you believe that the World Bank Group's knowledge work and activities: (1-To no degree at all, 10-To a very significant degree)

	Which of the following best describes your current position?																	
	Employee of a Ministry/ PMU/ Consultant			Local government			Private Sector/ Financial Sector/ Private Bank			CSO			Media			Other		
	N	Mean	SD	N	Mean	SD	N	Mean	SD	N	Mean	SD	N	Mean	SD	N	Mean	SD
Are timely	34	6.50	2.40	8	5.50	2.39	20	5.60	2.80	20	4.20	3.21	9	4.56	2.74	24	5.00	2.47
Include appropriate level of stakeholder involvement during preparation*	32	5.91	2.43	8	6.00	3.02	19	4.32	1.92	19	3.63	2.43	9	4.44	2.70	26	4.27	2.81
Lead to practical solutions*	31	6.32	2.23	10	5.00	2.75	17	3.59	1.91	22	3.59	2.58	8	3.75	1.98	23	4.43	2.46
Are accessible (well written and easy to understand)*	32	5.94	2.49	10	5.20	2.94	19	4.79	2.42	20	3.40	2.87	9	3.78	2.28	22	5.41	3.29
Are source of relevant information on global good practices	33	6.48	2.22	8	6.50	2.14	19	5.32	2.16	16	4.94	3.30	8	4.00	2.14	25	6.04	2.89
Are adequately disseminated	31	5.29	2.41	8	4.50	2.51	20	4.25	2.51	23	3.65	3.35	8	3.38	1.41	26	4.54	3.22
Are translated enough into local language	32	3.59	2.88	10	2.50	1.78	18	2.72	2.42	22	2.55	2.72	8	3.00	2.78	22	2.86	1.98
Are adaptable to Mauritania's specific development challenges and country circumstances	29	5.66	2.48	9	5.22	1.99	18	4.28	2.14	23	3.87	2.77	9	4.33	2.29	25	4.92	2.68

*Significantly different between stakeholder groups

	Which of the following best describes your current position?																	
	Employee of a Ministry/ PMU/ Consultant			Local government			Private Sector/ Financial Sector/ Private Bank			CSO			Media			Other		
	N	Mean	SD	N	Mean	SD	N	Mean	SD	N	Mean	SD	N	Mean	SD	N	Mean	SD
Overall, how significant a contribution do you believe the World Bank Group's knowledge work and activities make to development results in your country?	35	6.20	2.45	12	6.67	2.10	23	5.83	2.89	28	5.61	3.42	8	5.25	1.04	29	4.79	2.88
Overall, how would you rate the technical quality of the World Bank Group's knowledge work and activities?*	34	7.32	1.87	12	5.92	2.54	19	5.89	1.97	25	5.32	3.34	9	5.11	1.96	25	5.72	2.97

(1-Not significant at all, 10-Very significant; 1-Very low technical quality, 10-Very high technical quality) *Significantly different between stakeholder groups

**E. Working with the World Bank Group**

To what extent do you agree/disagree with the following statements? (1-Strongly disagree, 10-Strongly agree)

	Which of the following best describes your current position?																	
	Employee of a Ministry/ PMU/ Consultant			Local government			Private Sector/ Financial Sector/ Private Bank			CSO			Media			Other		
	N	Mean	SD	N	Mean	SD	N	Mean	SD	N	Mean	SD	N	Mean	SD	N	Mean	SD
The World Bank Group disburses funds promptly*	37	4.78	2.57	8	3.25	2.55	14	3.64	2.41	22	2.68	2.85	7	2.43	1.40	21	3.57	2.71
The World Bank Group effectively monitors and evaluates the projects and programs it supports	37	6.14	2.44	11	6.64	3.17	21	5.19	2.96	28	4.86	3.43	8	3.75	1.83	27	5.15	3.13
The World Bank Group's approvals and reviews are done in a timely fashion*	37	5.43	2.39	9	4.00	3.16	19	4.42	2.41	25	3.12	2.76	8	3.50	1.41	20	4.40	2.52
The World Bank Group's "Safeguard Policy" requirements are reasonable	29	6.00	2.25	10	5.20	2.53	13	5.00	2.55	19	3.84	3.15	6	3.83	1.72	18	5.00	2.89
The World Bank Group's conditions on its lending are reasonable*	29	5.72	2.23	10	6.20	3.08	12	4.50	1.83	23	3.17	2.81	6	3.67	1.51	25	5.00	3.56
The World Bank Group takes decisions quickly in Mauritania	31	5.10	2.37	9	3.89	2.57	19	4.21	2.39	21	3.14	2.59	7	3.00	1.29	19	3.84	2.95
Working with the World Bank Group increases Mauritania's institutional capacity*	33	6.91	2.21	10	7.00	2.45	23	5.17	2.53	25	3.88	3.15	7	4.29	1.70	23	5.52	3.13
Where country systems (e.g., procurement, financial management, etc.) are adequate, the World Bank Group makes appropriate use of them	28	5.71	2.51	7	6.43	2.44	15	6.00	2.33	18	4.22	3.42	6	4.83	2.32	19	5.53	2.99
The World Bank Group provides effective implementation support*	35	6.14	2.37	8	5.63	2.97	18	4.94	2.73	27	3.85	3.06	8	4.13	1.73	24	5.50	2.52

*Significantly different between stakeholder groups

	Which of the following best describes your current position?																	
	Employee of a Ministry/ PMU/ Consultant			Local government			Private Sector/ Financial Sector/ Private Bank			CSO			Media			Other		
	N	Mean	SD	N	Mean	SD	N	Mean	SD	N	Mean	SD	N	Mean	SD	N	Mean	SD
To what extent do you believe that the World Bank Group's work helps to find solutions that promote private public partnerships in Mauritania?	27	5.30	1.96	10	4.90	2.18	21	3.57	2.23	28	3.89	3.17	8	4.25	1.49	29	4.45	3.39

(1-To no degree at all, 10-To a very significant degree)

Which of the following best describes the way the World Bank Group operates in Mauritania? (Select only ONE response)

Percentage of Respondents	Employee of a Ministry/ PMU/ Consultant	Local Gov.	Private Sector/ Financial Sector/ Private Bank	CSO	Media	Other
The World Bank Group takes too much risk in Mauritania	0.0%	8.3%	3.7%	2.7%	0.0%	5.1%
The World Bank Group does not take enough risk in Mauritania	41.5%	16.7%	40.7%	40.5%	55.6%	43.6%
The World Bank Group's approach to risk is appropriate	26.8%	25.0%	14.8%	10.8%	22.2%	7.7%
Don't know	31.7%	50.0%	40.7%	45.9%	22.2%	43.6%

Which of the following best describes the World Bank Group's support in Mauritania? (Select only ONE response)

Percentage of Respondents	Employee of a Ministry/ PMU/ Consultant	Local Gov.	Private Sector/ Financial Sector/ Private Bank	CSO	Media	Other
The World Bank Group is sufficiently selective and focuses on the most important development challenges in Mauritania	35.7%	33.3%	34.6%	27.9%	33.3%	25.6%
The World Bank Group is not sufficiently selective in Mauritania, and it is involved in too many areas of development	26.2%	41.7%	30.8%	32.6%	33.3%	33.3%
Don't know	38.1%	25.0%	34.6%	39.5%	33.3%	41.0%

**F. Recent Trends and the Future Role of the World Bank Group in Mauritania**

	Which of the following best describes your current position?																	
	Employee of a Ministry/ PMU/ Consultant			Local government			Private Sector/ Financial Sector/ Private Bank			CSO			Media			Other		
	N	Mean	SD	N	Mean	SD	N	Mean	SD	N	Mean	SD	N	Mean	SD	N	Mean	SD
How significant a role do you believe the World Bank Group SHOULD play in Mauritania's development in the near future?	42	7.98	1.91	12	8.25	1.82	25	8.08	2.61	37	7.51	3.05	9	7.11	2.80	39	7.26	3.26

(1-Not a significant role at all, 10-Very significant role)

Which of the following SHOULD the World Bank Group do to make itself of greater value in Mauritania? (Choose no more than TWO)

Percentage of Respondents (Responses combined)	Employee of a Ministry/ PMU/ Consultant	Local Gov.	Private Sector/ Financial Sector/ Private Bank	CSO	Media	Other
Provide more adequate data/knowledge/statistics/figures on Mauritania's economy*	18.6%	25.0%	7.4%	36.6%	33.3%	50.0%
Ensure greater selectivity in its work	18.6%	16.7%	14.8%	2.4%	33.3%	12.5%
Offer more innovative financial products	23.3%	0.0%	29.6%	7.3%	22.2%	12.5%
Improve the competitiveness of its financing compared to markets	2.3%	16.7%	0.0%	4.9%	11.1%	0.0%
Reach out more to groups outside of Government	20.9%	25.0%	40.7%	39.0%	44.4%	35.0%
Work faster	11.6%	16.7%	18.5%	24.4%	0.0%	12.5%
Improve the quality of its experts as related to Mauritania's specific challenges	20.9%	8.3%	7.4%	9.8%	11.1%	10.0%
Offer more innovative knowledge services	9.3%	8.3%	3.7%	12.2%	0.0%	0.0%
Collaborate more effectively with Government clients	11.6%	25.0%	14.8%	4.9%	11.1%	5.0%
Increase the level of capacity development in the country	32.6%	16.7%	33.3%	24.4%	22.2%	35.0%
Reduce the complexity of obtaining World Bank Group financing	23.3%	25.0%	14.8%	31.7%	11.1%	15.0%
Other	4.7%	8.3%	0.0%	2.4%	0.0%	5.0%

*Significantly different between stakeholder groups

When considering the combination of services that the World Bank Group offers in Mauritania, and taking into account its limited level of resources, which ONE of the following do you believe the World Bank Group should offer more of in Mauritania? (Select only ONE response)

Percentage of Respondents	Employee of a Ministry/ PMU/ Consultant	Local Gov.	Private Sector/ Financial Sector/ Private Bank	CSO	Media	Other
Financial services	34.1%	16.7%	24.0%	31.7%	33.3%	37.8%
Knowledge products	14.6%	58.3%	32.0%	14.6%	33.3%	29.7%
Convening services	7.3%	8.3%	16.0%	14.6%	22.2%	5.4%
None of the above	2.4%	0.0%	0.0%	9.8%	0.0%	2.7%
The combination is appropriate for Mauritania	29.3%	16.7%	12.0%	12.2%	0.0%	18.9%
Don't know	12.2%	0.0%	16.0%	17.1%	11.1%	5.4%

**G. Communication and Information Sharing****How do you get most of your information about economic and social development issues in Mauritania? (Choose no more than TWO)**

Percentage of Respondents (Responses combined)	Employee of a Ministry/ PMU/ Consultant	Local Gov.	Private Sector/ Financial Sector/ Private Bank	CSO	Media	Other
Periodicals	18.6%	9.1%	15.4%	7.1%	11.1%	17.5%
International newspapers	7.0%	0.0%	7.7%	0.0%	22.2%	7.5%
Local radio	4.7%	18.2%	3.8%	21.4%	0.0%	12.5%
International radio*	2.3%	36.4%	11.5%	2.4%	11.1%	10.0%
Local television	27.9%	27.3%	3.8%	26.2%	0.0%	15.0%
International television	16.3%	18.2%	3.8%	21.4%	11.1%	15.0%
Local newspapers*	7.0%	9.1%	38.5%	19.0%	33.3%	12.5%
Internet	79.1%	54.5%	84.6%	59.5%	66.7%	62.5%
Social media	9.3%	9.1%	11.5%	21.4%	22.2%	20.0%
Other	11.6%	9.1%	7.7%	9.5%	11.1%	12.5%

Significantly different between stakeholder groups*How would you prefer to receive information from the World Bank Group? (Choose no more than TWO)**

Percentage of Respondents (Responses combined)	Employee of a Ministry/ PMU/ Consultant	Local Gov.	Private Sector/ Financial Sector/ Private Bank	CSO	Media	Other
Direct contact with World Bank Group	27.3%	33.3%	29.6%	59.5%	77.8%	48.7%
e-Newsletters	40.9%	25.0%	37.0%	14.3%	33.3%	25.6%
World Bank Group's seminars/workshops/ conferences	45.5%	50.0%	44.4%	57.1%	0.0%	48.7%
World Bank Group's publications and other written materials	20.5%	25.0%	18.5%	7.1%	11.1%	20.5%
World Bank Group's website	38.6%	41.7%	55.6%	26.2%	44.4%	30.8%
Social media	6.8%	8.3%	7.4%	16.7%	11.1%	7.7%
Mobile phones	4.5%	16.7%	3.7%	7.1%	0.0%	7.7%
Other	0.0%	0.0%	0.0%	2.4%	0.0%	0.0%

Are you aware of the World Bank Group's Access to Information Policy under which the Bank will now disclose any information in its possession that is not a list of exceptions?

Percentage of Respondents	Employee of a Ministry/ PMU/ Consultant	Local Gov.	Private Sector/ Financial Sector/ Private Bank	CSO	Media	Other
Yes	30.2%	16.7%	7.4%	10.3%	12.5%	23.1%
No	69.8%	83.3%	92.6%	89.7%	87.5%	76.9%

Have you requested information from the World Bank Group on its activities in the past year?

Percentage of Respondents	Employee of a Ministry/ PMU/ Consultant	Local Gov.	Private Sector/ Financial Sector/ Private Bank	CSO	Media	Other
Yes	19.5%	0.0%	18.5%	2.9%	16.7%	17.1%
No	80.5%	100.0%	81.5%	97.1%	83.3%	82.9%

Were you able to obtain this information?*

Percentage of Respondents	Employee of a Ministry/ PMU/ Consultant	Local Gov.	Private Sector/ Financial Sector/ Private Bank	CSO	Media	Other
Yes	72.7%	-	0.0%	0.0%	0.0%	66.7%
No	27.3%	-	100.0%	100.0%	100.0%	33.3%

**Significantly different between stakeholder groups*

**G. Communication and Information Sharing (continued)****Do you have access to the Internet?***

Percentage of Respondents	Employee of a Ministry/ PMU/ Consultant	Local Gov.	Private Sector/ Financial Sector/ Private Bank	CSO	Media	Other
Yes	87.8%	66.7%	96.0%	56.4%	87.5%	81.6%
No	12.2%	33.3%	4.0%	43.6%	12.5%	18.4%

*Significantly different between stakeholder groups

Do you use/have used the World Bank Group website?*

Percentage of Respondents	Employee of a Ministry/ PMU/ Consultant	Local Gov.	Private Sector/ Financial Sector/ Private Bank	CSO	Media	Other
Yes	66.7%	50.0%	51.9%	22.5%	85.7%	42.9%
No	33.3%	50.0%	48.1%	77.5%	14.3%	57.1%

*Significantly different between stakeholder groups

Do you currently consult the World Bank Group social media sites?

Percentage of Respondents	Employee of a Ministry/ PMU/ Consultant	Local Gov.	Private Sector/ Financial Sector/ Private Bank	CSO	Media	Other
Yes	17.1%	16.7%	30.8%	17.1%	42.9%	13.9%
No	82.9%	83.3%	69.2%	82.9%	57.1%	86.1%

Which Internet connection do you use primarily when visiting a World Bank Group website?*

Percentage of Respondents	Employee of a Ministry/ PMU/ Consultant	Local Gov.	Private Sector/ Financial Sector/ Private Bank	CSO	Media	Other
High speed/WiFi	79.5%	40.0%	95.5%	65.4%	75.0%	62.5%
Dial-up	20.5%	60.0%	4.5%	34.6%	25.0%	37.5%

*Significantly different between stakeholder groups

Please rate how much you agree with the following statements. (1-Strongly disagree, 10-Strongly agree)

	Which of the following best describes your current position?																	
	Employee of a Ministry/ PMU/ Consultant			Local government			Private Sector/ Financial Sector/ Private Bank			CSO			Media			Other		
	N	Mean	SD	N	Mean	SD	N	Mean	SD	N	Mean	SD	N	Mean	SD	N	Mean	SD
I find the World Bank Group's websites easy to navigate	30	7.47	2.24	7	6.29	3.35	16	5.94	2.74	14	4.86	3.25	7	5.86	2.67	19	6.47	2.91
I find the information on the World Bank Group's websites useful	27	6.81	2.04	6	6.33	2.50	13	6.54	2.11	11	5.82	2.82	6	5.00	2.61	17	7.41	2.40
The World Bank Group's social media channels are valuable sources of information about the institution	12	4.83	3.04	5	5.60	3.21	7	6.71	1.70	14	5.29	3.36	6	5.50	3.02	9	5.78	2.82
When I need information from the World Bank Group I know how to find it*	34	5.97	2.52	7	4.57	2.30	19	5.84	3.00	17	3.18	2.53	8	5.00	2.33	25	5.84	3.44
The World Bank Group is responsive to my information requests and inquiries*	24	6.38	2.43	6	3.17	1.60	14	4.36	2.71	10	3.40	2.55	6	3.67	2.42	18	4.56	3.45

*Significantly different between stakeholder groups

**H. Background Information****Which one of the following best describes your level of interaction with the World Bank Group in your country?*** (Select only ONE response)

Percentage of Respondents	Employee of a Ministry/ PMU/ Consultant	Local Gov.	Private Sector/ Financial Sector/ Private Bank	CSO	Media	Other
I currently collaborate with the World Bank Group	40.9%	25.0%	7.4%	4.4%	0.0%	22.5%
I have previously collaborated with the World Bank Group	20.5%	16.7%	25.9%	4.4%	0.0%	10.0%
Both of the above (I currently collaborate and previously have collaborated with the World Bank Group)	18.2%	8.3%	0.0%	6.7%	0.0%	5.0%
I have never collaborated with the World Bank Group	20.5%	50.0%	66.7%	84.4%	100.0%	62.5%

Significantly different between stakeholder groups*Which of the following agencies of the World Bank Group do you primarily engage with in Mauritania?*** (Select only ONE response)

Percentage of Respondents	Employee of a Ministry/ PMU/ Consultant	Local Gov.	Private Sector/ Financial Sector/ Private Bank	CSO	Media	Other
The World Bank (IDA)	86.8%	71.4%	57.9%	55.6%	0.0%	50.0%
The Multilateral Investment Guarantee Agency (MIGA)	0.0%	0.0%	5.3%	11.1%	0.0%	3.3%
Other	13.2%	28.6%	36.8%	33.3%	100.0%	46.7%

Significantly different between stakeholder groups*Which of the following describes most of your exposure to the World Bank Group in Mauritania?** (Choose no more than TWO)

Percentage of Respondents (Responses combined)	Employee of a Ministry/ PMU/ Consultant	Local Gov.	Private Sector/ Financial Sector/ Private Bank	CSO	Media	Other
Observer*	9.5%	18.2%	50.0%	38.2%	33.3%	44.1%
Use World Bank Group reports/data	26.2%	18.2%	29.2%	17.6%	33.3%	17.6%
Engage in World Bank Group related/sponsored events/activities	14.3%	18.2%	20.8%	29.4%	33.3%	32.4%
Collaborate as part of my professional duties*	69.0%	63.6%	16.7%	26.5%	11.1%	35.3%
Use World Bank Group website for information, data, research, etc.	23.8%	27.3%	33.3%	23.5%	55.6%	20.6%

Significantly different between stakeholder groups*What's your gender?***

Percentage of Respondents	Employee of a Ministry/ PMU/ Consultant	Local Gov.	Private Sector/ Financial Sector/ Private Bank	CSO	Media	Other
Female	9.1%	0.0%	22.2%	37.2%	11.1%	19.0%
Male	90.9%	100.0%	77.8%	62.8%	88.9%	81.0%

**Significantly different between stakeholder groups*



Appendix C: Responses to All Questions by Geographical Locations¹³

A. General Issues facing Mauritania

In general, would you say that Mauritania is headed in...?

Percentage of Respondents	Nouakchott	Outside Nouakchott
The right direction	41.4%	54.1%
The wrong direction	36.4%	29.7%
Not sure	22.1%	16.2%

Listed below are a number of development priorities in Mauritania. Please identify which of the following you consider the most important development priorities in Mauritania?

Percentage of Respondents (Responses combined)	Nouakchott	Outside Nouakchott
Social protection	10.2%	6.3%
Food security*	7.3%	21.9%
Public sector governance/reform	35.0%	18.8%
Global/regional integration	0.7%	0.0%
Gender equity	2.2%	0.0%
Private sector development	4.4%	3.1%
Foreign direct investment*	0.7%	6.3%
Water and sanitation	6.6%	6.3%
Anti corruption	26.3%	25.0%
Job creation/employment	16.8%	12.5%
Rural development	4.4%	0.0%
Financial markets	0.0%	0.0%
Urban development	4.4%	6.3%
Environmental sustainability	0.7%	3.1%
Equality of opportunity	12.4%	12.5%
Health	21.2%	31.3%
Education	66.4%	65.6%
Poverty reduction*	13.9%	31.3%
Energy	7.3%	6.3%
Transport	4.4%	0.0%
Climate change*	0.0%	3.1%
Agricultural development	13.1%	12.5%
Trade and exports	0.0%	0.0%
Crime and violence	2.2%	0.0%
Economic growth	5.1%	3.1%
Law and justice	18.2%	6.3%
Regulatory framework	0.7%	0.0%
Communicable/non-communicable diseases	0.0%	0.0%
Natural resource management	5.8%	3.1%
Disaster management*	0.7%	6.3%
Information and communications technology	3.6%	3.1%

*Significantly different between geographic locations

¹³ Only 181 respondents provided the information about their current locations. Thus only these respondents were included in the geographical comparisons presented in this appendix.

**A. General Issues facing Mauritania (continued)**

Poverty reduction is a broad term that encompasses work in many different areas. Which **THREE** areas of development listed below do you believe would contribute most to reducing poverty in Mauritania? (Choose no more than THREE)

Percentage of Respondents (Responses combined)	Nouakchott	Outside Nouakchott
Water and sanitation	9.4%	18.2%
Equality of opportunity	24.6%	30.3%
Economic growth	12.3%	18.2%
Climate change	0.7%	3.0%
Global/regional integration	2.9%	0.0%
Gender equity	0.7%	0.0%
Rural development	17.4%	27.3%
Urban development	2.2%	0.0%
Regulatory framework	1.4%	3.0%
Social protection	7.2%	6.1%
Law and justice	9.4%	15.2%
Transport	2.2%	0.0%
Crime and violence	0.0%	0.0%
Communicable/non-communicable diseases	0.7%	0.0%
Information and communications technology	2.2%	0.0%
Anti corruption	29.0%	18.2%
Private sector development	9.4%	0.0%
Foreign direct investment*	0.7%	12.1%
Education	55.8%	54.5%
Energy	5.8%	0.0%
Public sector governance/reform*	14.5%	0.0%
Natural resource management	8.7%	3.0%
Environmental sustainability	1.4%	0.0%
Disaster management	0.0%	0.0%
Health	20.3%	18.2%
Agricultural development	16.7%	30.3%
Job creation/employment	28.3%	24.2%
Financial markets	0.0%	0.0%
Trade and exports	0.7%	0.0%
Food security	11.6%	9.1%

*Significantly different between geographic locations

The World Bank Group's "Shared Prosperity" goal captures two key elements, economic growth and equity. It will seek to foster income growth among the bottom 40 percent of a country's population. Improvement in the Shared Prosperity Indicator requires growth and well-being of the less well-off. When thinking about the idea of "shared prosperity" in your country, which of the following **TWO** best illustrate how this would be achieved in Mauritania?

(Choose no more than TWO)

Percentage of Respondents (Responses combined)	Nouakchott	Outside Nouakchott
Better employment opportunities for young people	32.6%	32.4%
Better employment opportunities for women	5.3%	8.1%
Greater access to micro-finance for the poor	25.8%	32.4%
Greater voice and participation for citizens to help ensure greater accountability	6.8%	2.7%
Greater access to health and nutrition for citizens	8.3%	0.0%
Better entrepreneurial opportunities	4.5%	13.5%
A growing middle class	13.6%	5.4%
Better opportunity for the poor who live in rural areas*	10.6%	29.7%
Better opportunity for the poor who live in urban areas*	1.5%	8.1%
Consistent economic growth	10.6%	5.4%
More reliable social safety net	4.5%	2.7%
Greater equity of fiscal policy	6.8%	8.1%
Education and training that better ensure job opportunity	40.9%	29.7%
Better quality public services	6.8%	5.4%
Strengthening the rule of law	19.7%	13.5%
Other	0.8%	2.7%

*Significantly different between geographic locations

**B. Overall Attitudes toward the World Bank Group**

	Which best represents your geographic location?					
	Nouakchott			Outside Nouakchott		
	N	Mean	SD	N	Mean	SD
How familiar are you with the work of the World Bank Group in Mauritania?	134	4.79	2.64	34	5.03	3.41

(1-Not familiar at all, 10-Extremely familiar)

	Which best represents your geographic location?					
	Nouakchott			Outside Nouakchott		
	N	Mean	SD	N	Mean	SD
Overall, please rate your impression of the World Bank Group's effectiveness in Mauritania.*	109	4.62	2.34	26	5.85	3.18

(1-Not effective at all, 10-Very effective) *Significantly different between geographic locations

	Which best represents your geographic location?					
	Nouakchott			Outside Nouakchott		
	N	Mean	SD	N	Mean	SD
To what extent do you believe the World Bank Group's staff is well prepared (e.g., skills and knowledge) to help Mauritania solve its most complicated development challenges?	104	5.33	2.43	22	5.82	3.30

(1-To no degree at all, 10-To a very significant degree)

When thinking about how the World Bank Group can have the most impact on development results in Mauritania, in which sectoral areas do you believe the WBG should focus most of its resources in Mauritania? (Choose no more than THREE)

Percentage of Respondents (Responses combined)	Outside Nouakchott	
	Nouakchott	
Social protection	13.8%	11.8%
Crime and violence	0.0%	0.0%
Transport	8.0%	11.8%
Agricultural development	23.9%	35.3%
Global/regional integration	1.4%	2.9%
Gender equity	1.4%	2.9%
Public sector governance/reform*	21.0%	5.9%
Health	22.5%	17.6%
Rural development	10.9%	17.6%
Foreign direct investment	2.9%	0.0%
Education*	56.5%	35.3%
Energy	4.3%	8.8%
Job creation/employment	21.0%	14.7%
Financial markets	0.0%	0.0%
Urban development*	0.7%	5.9%
Environmental sustainability	1.4%	0.0%
Equality of opportunity	13.0%	2.9%
Private sector development	10.9%	8.8%
Water and sanitation	6.5%	8.8%
Food security*	5.8%	20.6%
Climate change*	0.0%	2.9%
Poverty reduction	20.3%	29.4%
Trade and exports*	0.0%	2.9%
Economic growth	9.4%	14.7%
Law and justice	13.0%	14.7%
Regulatory framework	2.2%	0.0%
Communicable/non-communicable diseases	1.4%	0.0%
Natural resource management	5.1%	2.9%
Anti corruption	13.8%	5.9%
Information and communications technology	2.9%	0.0%
Disaster management	1.4%	2.9%

*Significantly different between geographic locations

**B. Overall Attitudes toward the World Bank Group (continued)**

When thinking about the World Bank Group's role, which activity do you believe is of greatest VALUE and which activity is of second greatest value in Mauritania?

Greatest Value	Percentage of Respondents	
	Nouakchott	Outside Nouakchott
Convening/facilitating	8.5%	12.0%
Data	2.5%	0.0%
Policy advice, studies, analyses	14.4%	12.0%
Financial resources	28.0%	28.0%
Capacity development*	17.8%	36.0%
Technical assistance	6.8%	4.0%
Mobilizing third party financial resources	9.3%	0.0%
Coordination of development partners	9.3%	8.0%
Linkage to non-Bank expertise	0.0%	0.0%
Other	3.4%	0.0%

*Significantly different between geographic locations

2 nd Greatest Value	Percentage of Respondents	
	Nouakchott	Outside Nouakchott
Convening/facilitating	7.5%	3.8%
Data	5.8%	0.0%
Policy advice, studies, analyses	18.3%	11.5%
Financial resources	11.7%	11.5%
Capacity development	15.8%	15.4%
Technical assistance	14.2%	19.2%
Mobilizing third party financial resources	10.0%	15.4%
Coordination of development partners*	9.2%	23.1%
Linkage to non-Bank expertise	5.0%	0.0%
Other	2.5%	0.0%

*Significantly different between geographic locations

How EFFECTIVE do you believe the World Bank Group is in terms of the capacity building work it does in each of the following areas in Mauritania? (1-Not effective at all, 10-Very effective)

	Which best represents your geographic location?					
	Nouakchott			Outside Nouakchott		
	N	Mean	SD	N	Mean	SD
Project implementation (or other organizational strengthening)	83	5.29	2.39	25	6.44	3.54
Citizen engagement (incorporating citizens' voices into development)	77	3.61	2.25	20	4.80	3.59
Policy design (for clarity and better incentives to achieve development goals)	79	5.51	2.39	20	6.65	3.59

When thinking about how to improve capacity building in Mauritania to help ensure better development results, looking forward, how IMPORTANT is it for the World Bank Group to be involved in the following aspects of capacity building?

(1-Not important at all, 10-Very important)

	Which best represents your geographic location?					
	Nouakchott			Outside Nouakchott		
	N	Mean	SD	N	Mean	SD
Project implementation (or other organizational strengthening)	88	7.78	2.16	22	6.95	3.40
Citizen engagement (incorporating citizens' voices into development)	86	6.93	2.74	22	6.82	3.40
Policy design (for clarity and better incentives to achieve development goals)	92	7.67	2.40	23	7.52	3.25

**B. Overall Attitudes toward the World Bank Group (continued)**

Which of the following do you identify as the World Bank Group's greatest WEAKNESSES in its work in Mauritania?
(Choose no more than TWO)

Percentage of Respondents (Responses combined)	Nouakchott	Outside Nouakchott
Staff too inaccessible*	15.3%	34.4%
Not exploring alternative policy options*	3.6%	18.8%
Not collaborating enough with stakeholders outside the Government	22.6%	15.6%
Its advice and strategies do not lend themselves to practical problem solving	10.9%	9.4%
Not enough public disclosure of its work	19.0%	15.6%
Arrogant in its approach	5.8%	6.3%
Not client focused	2.9%	3.1%
The credibility of its knowledge/data	2.2%	0.0%
World Bank Group's processes too complex	15.3%	21.9%
Not willing to honestly criticize policies and reform efforts in the country	24.1%	9.4%
Too influenced by shareholder countries	16.1%	15.6%
Imposing technocratic solutions without regard to political realities	10.2%	12.5%
World Bank Group's processes too slow	10.9%	9.4%
Not aligned with other development partners' work	2.9%	9.4%
Not aligned with country priorities	7.3%	0.0%
Not adequately sensitive to political/social realities in Mauritania	14.6%	9.4%
Other	2.2%	0.0%
Don't know	3.6%	3.1%

*Significantly different between geographic locations

Which World Bank Group's instruments do you believe are the MOST effective in reducing poverty in Mauritania? (Choose no more than TWO)

Percentage of Respondents (Responses combined)	Nouakchott	Outside Nouakchott
Trust Fund management*	8.6%	20.6%
Knowledge products/services	15.8%	5.9%
Investment lending	41.7%	26.5%
Technical assistance	23.0%	14.7%
Capacity development	36.0%	50.0%
Policy based lending / budget support to the Government*	11.5%	26.5%
Multi-sectoral approaches	22.3%	11.8%
Other	1.4%	2.9%
Don't know	16.5%	20.6%

*Significantly different between geographic locations

To what extent do you believe that the World Bank Group's work and support help the poorest in Mauritania?*(
(Select only ONE response)

Percentage of Respondents	Nouakchott	Outside Nouakchott
To a fully sufficient degree	5.0%	15.2%
To a somewhat sufficient degree	14.4%	27.3%
To a somewhat insufficient degree	38.8%	12.1%
To a very insufficient degree	27.3%	21.2%
Don't know	14.4%	24.2%

*Significantly different between geographic locations

**B. Overall Attitudes toward the World Bank Group (continued)**

In addition to the regular relations with the national government, which TWO of the following groups should the World Bank Group collaborate with more in your country? (Choose no more than TWO)

Percentage of Respondents (Responses combined)	Outside Nouakchott	
	Nouakchott	Outside Nouakchott
Academia/think tanks/research institutes*	29.3%	11.4%
Community of development partners	15.7%	14.3%
Media	6.4%	2.9%
Local Government*	22.1%	45.7%
Private sector*	26.4%	2.9%
Parliament	2.9%	2.9%
NGOs/Community Based Organizations	30.0%	42.9%
Youth/university groups	22.1%	11.4%
Beneficiaries	30.0%	28.6%
Foundations	1.4%	5.7%
Other	1.4%	5.7%
Don't know	5.0%	5.7%

*Significantly different between geographic locations

To what extent do you agree with the following statements about the World Bank Group's work in Mauritania?

(1-Strongly disagree, 10-Strongly agree)

	Which best represents your geographic location?					
	Nouakchott			Outside Nouakchott		
	N	Mean	SD	N	Mean	SD
Overall the World Bank Group currently plays a relevant role in development in Mauritania*	116	5.27	2.76	25	6.80	3.37
The World Bank Group's work is aligned with what I consider the development priorities for Mauritania	109	4.62	2.65	22	5.59	3.28
The World Bank Group supports programs and strategies that are realistic for Mauritania	108	5.02	2.72	21	6.29	3.55
The World Bank Group treats clients and stakeholders in Mauritania with respect	92	5.70	2.73	21	6.33	3.71

*Significantly different between geographic locations

To what extent is the World Bank Group an effective development partner in Mauritania in terms of each of the following?

(1-To no degree at all, 10-To a very significant degree)

	Which best represents your geographic location?					
	Nouakchott			Outside Nouakchott		
	N	Mean	SD	N	Mean	SD
Responsiveness	86	4.67	2.41	18	4.44	3.79
Flexibility (in terms of the institution's products and services)	82	4.17	1.99	19	3.95	3.05
Flexibility (in terms of changing country circumstances)	88	4.33	1.93	19	4.37	3.17
Being inclusive	70	4.06	2.06	17	4.76	3.36
Openness (sharing data and other information)	96	4.74	2.47	21	5.05	3.92
Staff accessibility	93	4.29	2.60	17	4.47	3.43
Straightforwardness and honesty	78	4.96	2.61	18	6.33	3.87
Ease of access to the people at the World Bank Group who are making decisions important to my work	90	4.31	2.70	19	3.26	2.96
Collaboration with civil society	84	3.98	2.22	23	4.87	3.75
Collaboration with the Government	93	7.31	2.35	21	6.24	3.62
Collaboration with other donors and development partners	78	6.83	2.47	21	5.86	3.62
Collaboration with the private sector	77	4.22	2.42	16	3.69	3.32
The speed in which it gets things accomplished on the ground	82	4.24	2.18	17	4.41	3.48
Being a long-term partner	84	7.24	2.63	20	6.55	3.55

**B. Overall Attitudes toward the World Bank Group (continued)**

To be more effective development partner in Mauritania, do you believe that the World Bank Group should have?
(Select only ONE response)

Percentage of Respondents	Nouakchott	Outside Nouakchott
More local presence	81.8%	90.9%
The current level of local presence is adequate	9.5%	3.0%
Less local presence	2.9%	3.0%
Don't know	5.8%	3.0%

When World Bank Group assisted reform efforts fail or are slow to take place, which of the following would you attribute this to? (Choose no more than TWO)

Percentage of Respondents (Responses combined)	Nouakchott	Outside Nouakchott
The World Bank Group does not do adequate follow through/follow-up	23.1%	20.6%
Poor coordination of development partners	12.7%	17.6%
The World Bank Group is not sensitive enough to political/social realities on the ground	32.1%	17.6%
Lack of/inadequate levels of capacity in Government	20.1%	8.8%
There is not an adequate level of citizen/civil society participation*	26.1%	50.0%
The World Bank Group works too slowly*	10.4%	23.5%
The Government works inefficiently*	24.6%	8.8%
Political pressures and obstacles	11.9%	17.6%
Reforms are not well thought out in light of country challenges	23.9%	23.5%
Other	0.7%	0.0%

*Significantly different between geographic locations

C. World Bank Group's Effectiveness and Results

In your opinion, how IMPORTANT is it for the World Bank Group to be involved in the following areas of development in Mauritania? (1-Not important at all, 10-Very important)

	Which best represents your geographic location?					
	Nouakchott			Outside Nouakchott		
	N	Mean	SD	N	Mean	SD
Anti corruption	120	8.00	2.80	27	6.96	3.74
Information and communications technology	104	7.01	2.44	23	6.70	3.81
Transport	106	7.31	2.81	23	6.61	3.49
Crime and violence	97	5.60	2.95	23	5.78	3.72
Law and justice	114	7.41	3.00	22	6.45	3.70
Urban development	104	7.07	2.41	26	7.08	3.38
Environmental sustainability*	104	6.97	2.60	22	5.64	3.97
Regulatory framework	99	6.98	2.48	21	6.14	3.71
Communicable/non-communicable diseases	103	6.59	2.61	22	6.27	3.95
Poverty reduction*	117	8.33	2.33	25	7.20	3.54
Gender equity	101	5.59	2.84	22	5.73	3.65
Private sector development	105	7.23	2.69	24	6.42	3.03
Foreign direct investment	97	6.93	2.48	23	6.52	3.49
Water and sanitation	104	7.76	2.48	22	7.86	3.44
Trade and exports	97	6.14	2.49	20	5.95	3.56
Economic growth*	112	7.74	2.20	24	6.58	3.36
Energy	109	7.26	2.47	22	7.00	3.35
Disaster management	97	5.56	2.76	20	6.55	3.38
Public sector governance/reform	109	7.86	2.55	23	6.91	3.41
Job creation/employment	111	7.98	2.59	23	7.04	3.56
Financial markets	92	6.05	2.59	20	5.80	3.71
Equality of opportunity	107	7.12	2.98	22	6.36	3.82
Health	117	8.24	2.30	25	7.20	3.46
Rural development	109	7.94	2.26	23	7.43	3.41
Global/regional integration	99	6.63	2.33	20	6.00	3.68
Food security	109	7.58	2.59	25	7.28	3.57
Education*	120	8.62	2.34	27	6.96	3.46
Social protection	103	6.66	2.68	21	6.67	3.48
Climate change	98	6.13	2.75	23	5.61	3.42
Agricultural development	114	8.11	2.40	26	7.38	3.44
Natural resource management	110	7.47	2.63	23	6.70	3.59

*Significantly different between geographic locations

**C. World Bank Group's Effectiveness and Results (continued)**

How EFFECTIVE do you believe the World Bank Group is in terms of the work it does in the following areas of development in Mauritania? (1-Not effective at all, 10-Very effective)

	Which best represents your geographic location?					
	Nouakchott			Outside Nouakchott		
	N	Mean	SD	N	Mean	SD
Information and communications technology	60	4.83	2.69	16	5.69	3.22
Transport	59	4.34	2.56	18	5.06	3.08
Urban development	64	5.03	2.32	20	5.40	2.91
Environmental sustainability	58	4.72	2.61	16	4.88	3.07
Poverty reduction	86	4.90	2.70	21	4.76	3.49
Gender equity	55	4.64	2.48	14	5.00	3.94
Private sector development	70	4.34	2.41	21	4.81	3.36
Water and sanitation	62	4.66	2.39	18	5.11	3.86
Economic growth	76	5.14	2.56	18	4.94	3.32
Energy	58	5.17	2.37	18	5.11	3.18
Public sector governance/reform	84	4.77	2.56	18	5.28	3.53
Job creation/employment	75	3.69	2.20	21	4.62	3.58
Health	83	4.71	2.61	21	5.19	3.56
Rural development	78	4.62	2.41	22	5.14	3.59
Food security	70	4.57	2.45	21	5.05	3.69
Education	86	4.34	2.72	20	5.15	3.79
Social protection	57	3.96	2.44	21	4.81	3.67
Agricultural development	78	4.79	2.45	20	4.95	3.73
Natural resource management	65	4.31	2.51	19	4.53	3.53

Where are the World Bank Group's decisions made primarily that support the program in Mauritania?
(Select only ONE response)

Percentage of Respondents	Nouakchott	Outside Nouakchott
At the Headquarters (in Washington D.C.)	49.6%	55.9%
In the country	5.8%	5.9%
Don't know	44.6%	38.2%

	Which best represents your geographic location?					
	Nouakchott			Outside Nouakchott		
	N	Mean	SD	N	Mean	SD
To what extent does the World Bank Group's work help to achieve development results in Mauritania?*	115	5.06	2.26	24	6.67	3.75

(1-To no degree at all, 10-To a very significant degree) *Significantly different between geographic locations

To what extent do you agree with the following statements about the World Bank Group in Mauritania?
(1-Strongly disagree, 10-Strongly agree)

	Which best represents your geographic location?					
	Nouakchott			Outside Nouakchott		
	N	Mean	SD	N	Mean	SD
The World Bank Group's financial instruments meet the needs of Mauritania*	108	4.48	2.43	22	6.59	4.01
The World Bank Group meets Mauritania's needs for knowledge services*	108	4.56	2.50	19	6.47	3.72

*Significantly different between geographic locations

	Which best represents your geographic location?					
	Nouakchott			Outside Nouakchott		
	N	Mean	SD	N	Mean	SD
To what extent do you believe the World Bank Group measures and corrects its work in real time in Mauritania?	90	4.60	2.38	20	4.15	2.91

(1-To no degree at all, 10-To a very significant degree)

**D. The World Bank Group's Knowledge Work and Activities**

How frequently do you consult World Bank Group's knowledge work and activities in the work you do?

(Select only ONE response)

Percentage of Respondents	Outside Nouakchott	
	Nouakchott	Outside Nouakchott
Weekly	8.1%	3.2%
Monthly	16.3%	3.2%
A few times a year	27.4%	19.4%
Rarely	26.7%	38.7%
Never	21.5%	35.5%

In Mauritania, to what extent do you believe that the World Bank Group's knowledge work and activities:

(1-To no degree at all, 10-To a very significant degree)

	Which best represents your geographic location?					
	Nouakchott			Outside Nouakchott		
	N	Mean	SD	N	Mean	SD
Are timely	99	5.47	2.66	18	5.06	3.11
Include appropriate level of stakeholder involvement during preparation	94	4.80	2.47	19	4.63	3.29
Lead to practical solutions	94	4.68	2.41	18	4.67	3.24
Are accessible (well written and easy to understand)	95	5.06	2.69	17	4.53	3.66
Are source of relevant information on global good practices	92	5.86	2.42	18	5.22	3.39
Are adequately disseminated	100	4.46	2.66	17	4.29	3.46
Are translated enough into local language	96	2.95	2.44	17	3.24	2.91
Are adaptable to Mauritania's specific development challenges and country circumstances	98	4.71	2.43	18	4.72	2.85

	Which best represents your geographic location?					
	Nouakchott			Outside Nouakchott		
	N	Mean	SD	N	Mean	SD
Overall, how significant a contribution do you believe the World Bank Group's knowledge work and activities make to development results in your country?*	117	5.45	2.62	19	6.79	3.36
Overall, how would you rate the technical quality of the World Bank Group's knowledge work and activities?	109	6.15	2.45	18	5.44	3.40

(1-Not significant at all, 10-Very significant; 1-Very low technical quality, 10-Very high technical quality)

*Significantly different between geographic locations

E. Working with the World Bank Group

To what extent do you agree/disagree with the following statements? (1-Strongly disagree, 10-Strongly agree)

	Which best represents your geographic location?					
	Nouakchott			Outside Nouakchott		
	N	Mean	SD	N	Mean	SD
The World Bank Group disburses funds promptly	90	3.94	2.61	22	2.82	2.91
The World Bank Group effectively monitors and evaluates the projects and programs it supports	111	5.27	2.86	24	6.25	3.44
The World Bank Group's approvals and reviews are done in a timely fashion*	101	4.57	2.51	18	3.06	2.65
The World Bank Group's "Safeguard Policy" requirements are reasonable	80	5.09	2.56	17	4.82	3.23
The World Bank Group's conditions on its lending are reasonable	89	4.79	2.69	20	4.70	3.50
The World Bank Group takes decisions quickly in Mauritania	89	4.21	2.40	22	3.27	3.01
Working with the World Bank Group increases Mauritania's institutional capacity	105	5.51	2.72	20	6.20	3.64
Where country systems are adequate, the World Bank Group makes appropriate use of them	82	5.43	2.69	15	5.60	3.64
The World Bank Group provides effective implementation support	105	5.14	2.63	18	5.06	3.46

*Significantly different between geographic locations

	Which best represents your geographic location?					
	Nouakchott			Outside Nouakchott		
	N	Mean	SD	N	Mean	SD
To what extent do you believe that the World Bank Group's work helps to find solutions that promote private public partnerships in Mauritania?*	103	4.22	2.39	22	5.82	3.57

(1-To no degree at all, 10-To a very significant degree) *Significantly different between geographic locations

**E. Working with the World Bank Group****Which of the following best describes the way the World Bank Group operates in Mauritania? (Select only ONE response)**

Percentage of Respondents	Nouakchott	Outside Nouakchott
The World Bank Group takes too much risk in Mauritania	3.0%	5.9%
The World Bank Group does not take enough risk in Mauritania	43.6%	38.2%
The World Bank Group's approach to risk is appropriate	15.8%	14.7%
Don't know	37.6%	41.2%

Which of the following best describes the World Bank Group's support in Mauritania? (Select only ONE response)

Percentage of Respondents	Nouakchott	Outside Nouakchott
The World Bank Group is sufficiently selective and focuses on the most important development challenges in Mauritania	33.6%	28.6%
The World Bank Group is not sufficiently selective in Mauritania, and it is involved in too many areas of development	35.0%	22.9%
Don't know	31.4%	48.6%

F. Recent Trends and the Future Role of the World Bank Group in Mauritania

	Which best represents your geographic location?					
	Nouakchott			Outside Nouakchott		
	N	Mean	SD	N	Mean	SD
How significant a role do you believe the World Bank Group SHOULD play in Mauritania's development in the near future? (1-To no degree at all, 10-To a very significant degree)	130	7.68	2.48	31	7.87	3.16

Which of the following SHOULD the World Bank Group do to make itself of greater value in Mauritania? (Choose no more than TWO)

Percentage of Respondents (Responses combined)	Nouakchott	Outside Nouakchott
Provide more adequate data/knowledge/statistics/figures on Mauritania's economy	28.6%	29.4%
Ensure greater selectivity in its work	15.8%	5.9%
Offer more innovative financial products	16.5%	17.6%
Improve the competitiveness of its financing compared to markets	2.3%	8.8%
Reach out more to groups outside of Government	36.8%	20.6%
Work faster*	11.3%	32.4%
Improve the quality of its experts as related to Mauritania's specific challenges	14.3%	5.9%
Offer more innovative knowledge services	4.5%	11.8%
Collaborate more effectively with Government clients	8.3%	17.6%
Increase the level of capacity development in the country	32.3%	23.5%
Reduce the complexity of obtaining World Bank Group financing	20.3%	20.6%
Other	3.0%	2.9%

Significantly different between geographic locations*When considering the combination of services that the World Bank Group offers in Mauritania, and taking into account its limited level of resources, which ONE of the following do you believe the World Bank Group should offer more of in Mauritania?* (Select only ONE response)**

Percentage of Respondents	Nouakchott	Outside Nouakchott
Financial services	26.0%	53.1%
Knowledge products	26.0%	15.6%
Convening services	10.7%	9.4%
None of the above	2.3%	9.4%
The combination is appropriate for Mauritania	22.1%	9.4%
Don't know	13.0%	3.1%

**Significantly different between geographic locations*

**G. Communication and Information Sharing**

How do you get most of your information about economic and social development issues in Mauritania?

(Choose no more than TWO)

Percentage of Respondents (Responses combined)	Nouakchott	Outside Nouakchott
Periodicals	14.0%	13.5%
International newspapers	6.6%	8.1%
Local radio*	3.7%	35.1%
International radio	6.6%	10.8%
Local television	14.7%	27.0%
International television	13.2%	24.3%
Local newspapers	16.2%	16.2%
Internet*	79.4%	35.1%
Social media	16.2%	16.2%
Other	11.8%	5.4%

*Significantly different between geographic locations

How would you prefer to receive information from the World Bank Group? (Choose no more than TWO)

Percentage of Respondents (Responses combined)	Nouakchott	Outside Nouakchott
Direct contact with World Bank Group*	33.8%	65.7%
e-Newsletters*	33.1%	8.6%
World Bank Group's seminars/workshops/ conferences	43.2%	60.0%
World Bank Group's publications and other written materials	16.5%	20.0%
World Bank Group's website*	44.6%	17.1%
Social media	10.8%	8.6%
Mobile phones*	3.6%	17.1%
Other	1.4%	0.0%

*Significantly different between geographic locations

Are you aware of the World Bank Group's Access to Information Policy under which the Bank will now disclose any information in its possession that is not a list of exceptions?

Percentage of Respondents	Nouakchott	Outside Nouakchott
Yes	22.6%	17.1%
No	77.4%	82.9%

Have you requested information from the World Bank Group on its activities in the past year?

Percentage of Respondents	Nouakchott	Outside Nouakchott
Yes	14.5%	12.5%
No	85.5%	87.5%

Were you able to obtain this information?

Percentage of Respondents	Nouakchott	Outside Nouakchott
Yes	45.8%	33.3%
No	54.2%	66.7%

Do you have access to the Internet?*

Percentage of Respondents	Nouakchott	Outside Nouakchott
Yes	89.5%	45.5%
No	10.5%	54.5%

*Significantly different between geographic locations

Do you use/have used the World Bank Group website?*

Percentage of Respondents	Nouakchott	Outside Nouakchott
Yes	59.7%	15.2%
No	40.3%	84.8%

*Significantly different between geographic locations

**G. Communication and Information Sharing (continued)****Do you currently consult the World Bank Group social media sites?***

Percentage of Respondents	Nouakchott	Outside Nouakchott
Yes	22.9%	8.6%
No	77.1%	91.4%

Significantly different between geographic locations*Which Internet connection do you use primarily when visiting a World Bank Group website?***

Percentage of Respondents	Nouakchott	Outside Nouakchott
High speed/WiFi	77.3%	43.5%
Dial-up	22.7%	56.5%

Significantly different between geographic locations*Please rate how much you agree with the following statements. (1-Strongly disagree, 10-Strongly agree)**

	Which best represents your geographic location?					
	Nouakchott			Outside Nouakchott		
	N	Mean	SD	N	Mean	SD
I find the World Bank Group's websites easy to navigate*	87	6.76	2.57	10	3.30	3.27
I find the information on the World Bank Group's websites useful*	76	6.80	2.21	8	4.38	3.02
The World Bank Group's social media channels are valuable sources of information about the institution	46	5.67	2.80	10	3.80	3.33
When I need information from the World Bank Group I know how to find it	97	5.32	2.88	17	4.65	3.37
The World Bank Group is responsive to my information requests and inquiries	67	4.90	2.79	14	3.79	3.09

Significantly different between geographic locations*H. Background Information****Which one of the following best describes your level of interaction with the World Bank Group in your country?****(Select only ONE response)**

Percentage of Respondents	Nouakchott	Outside Nouakchott
I currently collaborate with the World Bank Group	19.9%	26.5%
I have previously collaborated with the World Bank Group	16.3%	2.9%
Both of the above (I currently collaborate and previously have collaborated with the World Bank Group)	9.2%	2.9%
I have never collaborated with the World Bank Group	54.6%	67.6%

Which of the following agencies of the World Bank Group do you primarily engage with in Mauritania?**(Select only ONE response)**

Percentage of Respondents	Nouakchott	Outside Nouakchott
The World Bank (IDA)	67.3%	65.0%
The Multilateral Investment Guarantee Agency (MIGA)	4.1%	0.0%
Other	28.6%	35.0%

Which of the following describes most of your exposure to the World Bank Group in Mauritania?**(Choose no more than TWO)**

Percentage of Respondents (Responses combined)	Nouakchott	Outside Nouakchott
Observer	32.0%	28.6%
Use World Bank Group reports/data	18.8%	28.6%
Engage in World Bank Group related/sponsored events/activities	21.1%	35.7%
Collaborate as part of my professional duties	40.6%	39.3%
Use World Bank Group website for information, data, research, etc.	28.1%	28.6%

What's your gender?

Percentage of Respondents	Nouakchott	Outside Nouakchott
Female	22.5%	13.5%
Male	77.5%	86.5%



Appendix D: Responses to All Questions by Levels of Collaboration¹⁴

A. General Issues facing Mauritania

In general, would you say that Mauritania is headed in...?*

Percentage of Respondents	Collaborating	Not collaborating
The right direction	69.2%	29.5%
The wrong direction	15.4%	45.7%
Not sure	15.4%	24.8%

*Significantly different between collaborators and non-collaborators

Listed below are a number of development priorities in Mauritania. Please identify which of the following you consider the most important development priorities in Mauritania?

Percentage of Respondents (Responses combined)	Collaborating	Not collaborating
Social protection	10.2%	10.2%
Food security	6.1%	12.6%
Public sector governance/reform	36.7%	27.6%
Global/regional integration	0.0%	0.8%
Gender equity	2.0%	1.6%
Private sector development*	10.2%	1.6%
Foreign direct investment	2.0%	1.6%
Water and sanitation	6.1%	6.3%
Anti corruption	20.4%	27.6%
Job creation/employment	16.3%	15.0%
Rural development	4.1%	4.7%
Financial markets	0.0%	0.0%
Urban development	4.1%	5.5%
Environmental sustainability*	4.1%	0.0%
Equality of opportunity	10.2%	15.0%
Health	14.3%	26.8%
Education	63.3%	65.4%
Poverty reduction	24.5%	15.0%
Energy	12.2%	5.5%
Transport	6.1%	3.1%
Climate change	0.0%	2.4%
Agricultural development	8.2%	15.0%
Trade and exports	0.0%	0.0%
Crime and violence	0.0%	2.4%
Economic growth	8.2%	3.1%
Law and justice	12.2%	17.3%
Regulatory framework	0.0%	0.8%
Communicable/non-communicable diseases	0.0%	0.0%
Natural resource management	2.0%	6.3%
Disaster management	0.0%	1.6%
Information and communications technology*	10.2%	0.8%

*Significantly different between collaborators and non-collaborators

¹⁴ Only 185 respondents provided the information about their levels of collaboration with the World Bank Group (question H3 in the questionnaire). Thus only these respondents were included in the analysis presented in this appendix. Response options “I currently collaborate with the WBG” and “both of the above” were combined as “Collaborating” for the comparisons in this appendix. “I have previously collaborated with the WBG,” and “I have never collaborated with the WBG” were combined as “not collaborating.”

**A. General Issues facing Mauritania (continued)**

Poverty reduction is a broad term that encompasses work in many different areas. Which **THREE** areas of development listed below do you believe would contribute most to reducing poverty in Mauritania? (Choose no more than THREE)

Percentage of Respondents (Responses combined)	Collaborating	Not collaborating
Water and sanitation	4.1%	13.1%
Equality of opportunity	16.3%	30.0%
Economic growth*	24.5%	8.5%
Climate change	0.0%	1.5%
Global/regional integration*	6.1%	0.8%
Gender equity	0.0%	0.8%
Rural development	24.5%	18.5%
Urban development	0.0%	3.8%
Regulatory framework	2.0%	1.5%
Social protection	6.1%	7.7%
Law and justice	12.2%	8.5%
Transport	2.0%	1.5%
Crime and violence	0.0%	0.0%
Communicable/non-communicable diseases	0.0%	0.8%
Information and communications technology*	6.1%	0.0%
Anti corruption*	12.2%	30.8%
Private sector development*	14.3%	4.6%
Foreign direct investment	4.1%	2.3%
Education	51.0%	58.5%
Energy	6.1%	4.6%
Public sector governance/reform	10.2%	10.8%
Natural resource management	4.1%	8.5%
Environmental sustainability	2.0%	0.8%
Disaster management	0.0%	0.8%
Health*	10.2%	23.8%
Agricultural development	22.4%	19.2%
Job creation/employment*	38.8%	23.8%
Financial markets	0.0%	0.0%
Trade and exports	2.0%	0.0%
Food security	10.2%	11.5%

*Significantly different between collaborators and non-collaborators

The World Bank Group's "Shared Prosperity" goal captures two key elements, economic growth and equity. It will seek to foster income growth among the bottom 40 percent of a country's population. Improvement in the Shared Prosperity Indicator requires growth and well-being of the less well-off. When thinking about the idea of "shared prosperity" in your country, which of the following **TWO** best illustrate how this would be achieved in Mauritania? (Choose no more than TWO)

Percentage of Respondents (Responses combined)	Collaborating	Not collaborating
Better employment opportunities for young people	31.8%	32.5%
Better employment opportunities for women	9.1%	4.0%
Greater access to micro-finance for the poor*	13.6%	32.5%
Greater voice and participation for citizens to help ensure greater accountability	4.5%	6.3%
Greater access to health and nutrition for citizens	4.5%	9.5%
Better entrepreneurial opportunities	9.1%	4.8%
A growing middle class	6.8%	13.5%
Better opportunity for the poor who live in rural areas	18.2%	15.9%
Better opportunity for the poor who live in urban areas	4.5%	2.4%
Consistent economic growth	13.6%	7.9%
More reliable social safety net	2.3%	4.8%
Greater equity of fiscal policy*	0.0%	8.7%
Education and training that better ensure job opportunity*	52.3%	33.3%
Better quality public services	6.8%	5.6%
Strengthening the rule of law	20.5%	17.5%
Other	2.3%	0.8%

*Significantly different between collaborators and non-collaborators

**B. Overall Attitudes toward the World Bank Group**

	Which one of the following best describes your level of interaction with the World Bank Group in your country?					
	Collaborating			Not collaborating		
	N	Mean	SD	N	Mean	SD
How familiar are you with the work of the World Bank Group in Mauritania?*	50	6.14	2.38	126	4.27	2.81

(1-Not familiar at all, 10-Extremely familiar) *Significantly different between collaborators and non-collaborators

	Which one of the following best describes your level of interaction with the World Bank Group in your country?					
	Collaborating			Not collaborating		
	N	Mean	SD	N	Mean	SD
Overall, please rate your impression of the World Bank Group's effectiveness in Mauritania.*	45	5.82	2.22	97	4.29	2.58

(1-Not effective at all, 10-Very effective) *Significantly different between collaborators and non-collaborators

	Which one of the following best describes your level of interaction with the World Bank Group in your country?					
	Collaborating			Not collaborating		
	N	Mean	SD	N	Mean	SD
To what extent do you believe the World Bank Group's staff is well prepared (e.g., skills and knowledge) to help Mauritania solve its most complicated development challenges?*	44	6.11	2.19	87	4.93	2.74

(1-To no degree at all, 10-To a very significant degree) *Significantly different between collaborators and non-collaborators

When thinking about how the World Bank Group can have the most impact on development results in Mauritania, in which sectoral areas do you believe the WBG should focus most of its resources in Mauritania? (Choose no more than THREE)

Percentage of Respondents (Responses combined)	Collaborating	Not collaborating
Social protection	16.0%	13.0%
Crime and violence	0.0%	0.8%
Transport	8.0%	8.4%
Agricultural development	22.0%	28.2%
Global/regional integration	0.0%	2.3%
Gender equity	2.0%	1.5%
Public sector governance/reform	22.0%	15.3%
Health*	4.0%	29.0%
Rural development	14.0%	13.0%
Foreign direct investment	2.0%	2.3%
Education	46.0%	53.4%
Energy	8.0%	3.8%
Job creation/employment	26.0%	16.8%
Financial markets	0.0%	0.0%
Urban development	2.0%	1.5%
Environmental sustainability	2.0%	0.8%
Equality of opportunity	16.0%	9.9%
Private sector development	14.0%	8.4%
Water and sanitation	10.0%	5.3%
Food security	8.0%	9.9%
Climate change	0.0%	1.5%
Poverty reduction	22.0%	23.7%
Trade and exports	0.0%	0.8%
Economic growth*	18.0%	6.9%
Law and justice	10.0%	14.5%
Regulatory framework	2.0%	1.5%
Communicable/non-communicable diseases	0.0%	1.5%
Natural resource management	6.0%	3.8%
Anti corruption*	4.0%	14.5%
Information and communications technology*	6.0%	0.8%
Disaster management	2.0%	1.5%

*Significantly different between collaborators and non-collaborators

**B. Overall Attitudes toward the World Bank Group (continued)**

When thinking about the World Bank Group's role, which activity do you believe is of greatest VALUE and which activity is of second greatest value in Mauritania?

Greatest Value Percentage of Respondents	Collaborating	Not collaborating
Convening/facilitating	7.1%	10.4%
Data	4.8%	0.9%
Policy advice, studies, analyses	19.0%	11.3%
Financial resources	38.1%	24.5%
Capacity development*	9.5%	26.4%
Technical assistance	9.5%	4.7%
Mobilizing third party financial resources	4.8%	8.5%
Coordination of development partners	4.8%	10.4%
Linkage to non-Bank expertise	0.0%	0.0%
Other	2.4%	2.8%

*Significantly different between collaborators and non-collaborators

2 nd Greatest Value Percentage of Respondents	Collaborating	Not collaborating
Convening/facilitating	9.3%	5.6%
Data	4.7%	4.6%
Policy advice, studies, analyses	23.3%	14.8%
Financial resources	14.0%	12.0%
Capacity development	16.3%	14.8%
Technical assistance	18.6%	13.0%
Mobilizing third party financial resources	11.6%	11.1%
Coordination of development partners*	0.0%	16.7%
Linkage to non-Bank expertise	2.3%	4.6%
Other	0.0%	2.8%

*Significantly different between collaborators and non-collaborators

How EFFECTIVE do you believe the World Bank Group is in terms of the capacity building work it does in each of the following areas in Mauritania? (1-Not effective at all, 10-Very effective)

	Which one of the following best describes your level of interaction with the World Bank Group in your country?					
	Collaborating			Not collaborating		
	N	Mean	SD	N	Mean	SD
Project implementation (or other organizational strengthening)*	39	6.90	2.30	70	4.80	2.75
Citizen engagement (incorporating citizens' voices into development)*	36	4.78	2.70	62	3.32	2.42
Policy design (for clarity and better incentives to achieve development goals)*	36	6.81	2.18	64	5.02	2.77

*Significantly different between collaborators and non-collaborators

When thinking about how to improve capacity building in Mauritania to help ensure better development results, looking forward, how IMPORTANT is it for the World Bank Group to be involved in the following aspects of capacity building? (1-Not important at all, 10-Very important)

	Which one of the following best describes your level of interaction with the World Bank Group in your country?					
	Collaborating			Not collaborating		
	N	Mean	SD	N	Mean	SD
Project implementation (or other organizational strengthening)	38	7.74	2.56	73	7.47	2.53
Citizen engagement (incorporating citizens' voices into development)	35	6.63	2.79	75	7.09	2.92
Policy design (for clarity and better incentives to achieve development goals)	43	8.09	2.21	71	7.30	2.75

**B. Overall Attitudes toward the World Bank Group (continued)**

Which of the following do you identify as the World Bank Group's greatest WEAKNESSES in its work in Mauritania?
(Choose no more than TWO)

Percentage of Respondents (Responses combined)	Collaborating	Not collaborating
Staff too inaccessible	18.0%	18.8%
Not exploring alternative policy options	4.0%	7.8%
Not collaborating enough with stakeholders outside the Government	14.0%	24.2%
Its advice and strategies do not lend themselves to practical problem solving	6.0%	13.3%
Not enough public disclosure of its work	18.0%	17.2%
Arrogant in its approach	6.0%	6.3%
Not client focused	2.0%	3.1%
The credibility of its knowledge/data	0.0%	2.3%
World Bank Group's processes too complex*	28.0%	12.5%
Not willing to honestly criticize policies and reform efforts in the country	12.0%	24.2%
Too influenced by shareholder countries	18.0%	16.4%
Imposing technocratic solutions without regard to political realities	12.0%	10.9%
World Bank Group's processes too slow*	18.0%	7.0%
Not aligned with other development partners' work	6.0%	4.7%
Not aligned with country priorities	2.0%	7.0%
Not adequately sensitive to political/social realities in Mauritania	14.0%	12.5%
Other	4.0%	0.8%
Don't know	6.0%	3.1%

*Significantly different between collaborators and non-collaborators

Which World Bank Group's instruments do you believe are the MOST effective in reducing poverty in Mauritania? (Choose no more than TWO)

Percentage of Respondents (Responses combined)	Collaborating	Not collaborating
Trust Fund management	7.7%	12.3%
Knowledge products/services	17.3%	12.3%
Investment lending	40.4%	37.7%
Technical assistance	26.9%	18.5%
Capacity development	40.4%	37.7%
Policy based lending / budget support to the Government	17.3%	13.1%
Multi-sectoral approaches	25.0%	17.7%
Other	0.0%	3.1%
Don't know*	9.6%	22.3%

*Significantly different between collaborators and non-collaborators

To what extent do you believe that the World Bank Group's work and support help the poorest in Mauritania?*

(Select only ONE response)

Percentage of Respondents	Collaborating	Not collaborating
To a fully sufficient degree	7.8%	6.2%
To a somewhat sufficient degree	35.3%	9.3%
To a somewhat insufficient degree	29.4%	33.3%
To a very insufficient degree	15.7%	31.0%
Don't know	11.8%	20.2%

*Significantly different between collaborators and non-collaborators

**B. Overall Attitudes toward the World Bank Group (continued)**

In addition to the regular relations with the national government, which TWO of the following groups should the World Bank Group collaborate with more in your country? (Choose no more than TWO)

Percentage of Respondents (Responses combined)	Collaborating	Not collaborating
Academia/think tanks/research institutes	27.5%	24.6%
Community of development partners	13.7%	16.9%
Media*	0.0%	7.7%
Local Government	27.5%	25.4%
Private sector	27.5%	18.5%
Parliament	3.9%	2.3%
NGOs/Community Based Organizations*	17.6%	40.8%
Youth/university groups	17.6%	21.5%
Beneficiaries*	47.1%	25.4%
Foundations	2.0%	1.5%
Other	2.0%	1.5%
Don't know	5.9%	4.6%

*Significantly different between collaborators and non-collaborators

To what extent do you agree with the following statements about the World Bank Group's work in Mauritania?

(1-Strongly disagree, 10-Strongly agree)

	Which one of the following best describes your level of interaction with the World Bank Group in your country?					
	Collaborating			Not collaborating		
	N	Mean	SD	N	Mean	SD
Overall the World Bank Group currently plays a relevant role in development in Mauritania*	45	7.22	2.49	99	4.66	2.83
The World Bank Group's work is aligned with what I consider the development priorities for Mauritania*	41	6.12	2.58	92	4.21	2.66
The World Bank Group supports programs and strategies that are realistic for Mauritania*	42	6.62	2.56	89	4.61	2.87
The World Bank Group treats clients and stakeholders in Mauritania with respect*	39	7.10	2.44	77	5.04	2.97

*Significantly different between collaborators and non-collaborators

To what extent is the World Bank Group an effective development partner in Mauritania in terms of each of the following?

(1-To no degree at all, 10-To a very significant degree)

	Which one of the following best describes your level of interaction with the World Bank Group in your country?					
	Collaborating			Not collaborating		
	N	Mean	SD	N	Mean	SD
Responsiveness*	33	5.79	2.62	74	4.04	2.56
Flexibility (in terms of the institution's products and services)*	32	5.09	2.20	70	3.59	2.10
Flexibility (in terms of changing country circumstances)*	31	5.35	2.18	76	3.89	2.08
Being inclusive*	27	5.41	2.02	59	3.59	2.35
Openness (sharing data and other information)*	35	5.83	2.73	83	4.31	2.71
Staff accessibility*	34	6.12	2.43	79	3.48	2.47
Straightforwardness and honesty*	30	6.67	2.76	69	4.41	2.79
Ease of access to the people at the World Bank Group who are making decisions important to my work*	35	5.83	2.55	76	3.30	2.51
Collaboration with civil society*	25	5.20	2.48	82	3.78	2.63
Collaboration with the Government	35	7.34	2.20	80	6.73	3.01
Collaboration with other donors and development partners	30	6.80	2.40	69	6.22	3.08
Collaboration with the private sector*	26	4.92	2.51	67	3.69	2.55
The speed in which it gets things accomplished on the ground*	31	5.19	2.20	68	3.75	2.45
Being a long-term partner*	33	8.15	2.12	72	6.39	3.16

*Significantly different between collaborators and non-collaborators

**B. Overall Attitudes toward the World Bank Group (continued)**

To be more effective development partner in Mauritania, do you believe that the World Bank Group should have?
(Select only ONE response)

Percentage of Respondents	Collaborating	Not collaborating
More local presence	80.8%	84.1%
The current level of local presence is adequate	15.4%	6.3%
Less local presence	0.0%	4.0%
Don't know	3.8%	5.6%

When World Bank Group assisted reform efforts fail or are slow to take place, which of the following would you attribute this to? (Choose no more than TWO)

Percentage of Respondents (Responses combined)	Collaborating	Not collaborating
The World Bank Group does not do adequate follow through/follow-up	18.0%	25.8%
Poor coordination of development partners	18.0%	11.7%
The World Bank Group is not sensitive enough to political/social realities on the ground	24.0%	31.3%
Lack of/inadequate levels of capacity in Government	22.0%	15.6%
There is not an adequate level of citizen/civil society participation	30.0%	31.3%
The World Bank Group works too slowly	18.0%	10.2%
The Government works inefficiently	12.0%	25.0%
Political pressures and obstacles	14.0%	13.3%
Reforms are not well thought out in light of country challenges	28.0%	21.9%
Other	0.0%	0.8%

C. World Bank Group's Effectiveness and Results

In your opinion, how IMPORTANT is it for the World Bank Group to be involved in the following areas of development in Mauritania? (1-Not important at all, 10-Very important)

	Which one of the following best describes your level of interaction with the World Bank Group in your country?					
	Collaborating			Not collaborating		
	N	Mean	SD	N	Mean	SD
Anti corruption	41	8.10	2.61	109	7.53	3.25
Information and communications technology*	38	7.74	2.15	89	6.43	2.97
Transport*	41	8.22	1.81	88	6.52	3.33
Crime and violence	35	6.29	2.86	84	5.14	3.16
Law and justice*	38	8.00	2.51	99	6.76	3.39
Urban development	39	7.51	2.32	91	6.68	2.82
Environmental sustainability	39	6.85	2.74	88	6.52	3.08
Regulatory framework	38	7.21	2.36	82	6.49	2.99
Communicable/non-communicable diseases	38	7.11	2.62	87	6.09	3.02
Poverty reduction	41	8.68	2.22	101	7.78	2.87
Gender equity	36	5.89	2.91	86	5.41	3.04
Private sector development*	39	7.87	2.36	88	6.63	2.93
Foreign direct investment*	38	7.53	2.61	81	6.38	2.72
Water and sanitation*	38	8.55	2.11	88	7.34	2.87
Trade and exports*	36	6.92	2.29	81	5.64	2.79
Economic growth*	42	8.19	1.98	92	7.15	2.71
Energy*	37	8.03	2.05	93	6.78	2.82
Disaster management	37	6.35	2.85	79	5.29	2.87
Public sector governance/reform	39	8.10	2.36	93	7.47	2.94
Job creation/employment	41	8.29	2.41	92	7.51	3.01
Financial markets	36	6.58	2.45	76	5.62	2.94
Equality of opportunity	36	7.56	2.93	94	6.72	3.25
Health*	41	8.80	1.85	101	7.67	2.83
Rural development*	40	8.48	1.80	93	7.52	2.78
Global/regional integration*	41	7.24	2.18	78	6.03	2.75
Food security*	45	8.31	2.27	90	7.11	3.00
Education*	45	8.98	1.82	100	7.92	3.00
Social protection*	37	7.43	2.43	88	6.17	2.98
Climate change	37	6.38	2.70	83	5.61	2.96
Agricultural development*	45	8.60	2.05	97	7.59	2.96
Natural resource management	40	7.98	2.34	93	6.99	3.03

*Significantly different between collaborators and non-collaborators

**C. World Bank Group's Effectiveness and Results (continued)**

How EFFECTIVE do you believe the World Bank Group is in terms of the work it does in the following areas of development in Mauritania? (1-Not effective at all, 10-Very effective)

	Which one of the following best describes your level of interaction with the World Bank Group in your country?					
	Collaborating			Not collaborating		
	N	Mean	SD	N	Mean	SD
Information and communications technology*	27	6.22	2.36	51	4.27	2.82
Transport*	25	5.60	2.16	54	3.93	2.75
Urban development*	29	6.21	1.80	57	4.51	2.58
Environmental sustainability	23	5.22	2.32	53	4.49	2.84
Poverty reduction	34	5.41	2.76	76	4.59	2.86
Gender equity	21	5.10	2.34	52	4.46	2.93
Private sector development	28	4.96	2.56	64	4.16	2.69
Water and sanitation	21	5.62	2.56	60	4.40	2.81
Economic growth*	28	6.18	2.63	69	4.51	2.66
Energy*	24	6.21	2.34	54	4.57	2.54
Public sector governance/reform*	32	6.28	2.39	71	4.17	2.67
Job creation/employment	26	4.58	2.63	72	3.64	2.52
Health*	29	5.72	2.63	77	4.38	2.81
Rural development*	31	5.97	2.60	70	4.11	2.59
Food security	30	5.37	2.70	65	4.29	2.73
Education*	33	5.70	2.81	76	3.92	2.84
Social protection*	28	5.14	2.89	52	3.60	2.64
Agricultural development*	34	5.71	2.50	66	4.35	2.75
Natural resource management*	27	5.26	2.80	57	3.88	2.67

*Significantly different between collaborators and non-collaborators

Where are the World Bank Group's decisions made primarily that support the program in Mauritania?

(Select only ONE response)

Percentage of Respondents	Collaborating	Not collaborating
At the Headquarters (in Washington D.C.)	60.0%	47.3%
In the country	6.0%	6.2%
Don't know	34.0%	46.5%

	Which one of the following best describes your level of interaction with the World Bank Group in your country?					
	Collaborating			Not collaborating		
	N	Mean	SD	N	Mean	SD
To what extent does the World Bank Group's work help to achieve development results in Mauritania?*	45	6.44	2.39	95	4.64	2.52

(1-To no degree at all, 10-To a very significant degree) *Significantly different between collaborators and non-collaborators

To what extent do you agree with the following statements about the World Bank Group in Mauritania?

(1-Strongly disagree, 10-Strongly agree)

	Which one of the following best describes your level of interaction with the World Bank Group in your country?					
	Collaborating			Not collaborating		
	N	Mean	SD	N	Mean	SD
The World Bank Group's financial instruments meet the needs of Mauritania*	38	6.42	2.69	91	4.18	2.60
The World Bank Group meets Mauritania's needs for knowledge services*	38	6.16	2.62	88	4.14	2.55

*Significantly different between collaborators and non-collaborators

	Which one of the following best describes your level of interaction with the World Bank Group in your country?					
	Collaborating			Not collaborating		
	N	Mean	SD	N	Mean	SD
To what extent do you believe the World Bank Group measures and corrects its work in real time in Mauritania?*	33	5.24	2.42	76	4.08	2.47

(1-To no degree at all, 10-To a very significant degree) *Significantly different between collaborators and non-collaborators

**D. The World Bank Group's Knowledge Work and Activities**

How frequently do you consult World Bank Group's knowledge work and activities in the work you do?*

(Select only ONE response)

Percentage of Respondents	Collaborating	Not collaborating
Weekly	18.4%	3.1%
Monthly	28.6%	7.1%
A few times a year	22.4%	26.8%
Rarely	20.4%	32.3%
Never	10.2%	30.7%

*Significantly different between collaborators and non-collaborators

In Mauritania, to what extent do you believe that the World Bank Group's knowledge work and activities:

(1-To no degree at all, 10-To a very significant degree)

	Which one of the following best describes your level of interaction with the World Bank Group in your country?					
	Collaborating			Not collaborating		
	N	Mean	SD	N	Mean	SD
Are timely	40	5.98	2.30	78	5.10	2.88
Include appropriate level of stakeholder involvement during preparation*	40	5.68	2.42	75	4.31	2.57
Lead to practical solutions*	38	5.58	2.41	75	4.24	2.49
Are accessible (well written and easy to understand)	38	5.68	2.77	76	4.61	2.80
Are source of relevant information on global good practices	38	6.34	2.46	73	5.47	2.61
Are adequately disseminated*	40	5.20	2.64	78	4.03	2.79
Are translated enough into local language	38	3.05	2.19	76	2.95	2.64
Are adaptable to Mauritania's specific development challenges and country circumstances	39	5.31	2.24	77	4.47	2.60

*Significantly different between collaborators and non-collaborators

	Which one of the following best describes your level of interaction with the World Bank Group in your country?					
	Collaborating			Not collaborating		
	N	Mean	SD	N	Mean	SD
Overall, how significant a contribution do you believe the World Bank Group's knowledge work and activities make to development results in your country?	44	6.20	2.50	96	5.45	2.87
Overall, how would you rate the technical quality of the World Bank Group's knowledge work and activities?*	44	6.98	2.31	85	5.64	2.63

(1-Not significant at all, 10-Very significant; 1-Very low technical quality, 10-Very high technical quality)

*Significantly different between collaborators and non-collaborators

E. Working with the World Bank Group

To what extent do you agree/disagree with the following statements? (1-Strongly disagree, 10-Strongly agree)

	Which one of the following best describes your level of interaction with the World Bank Group in your country?					
	Collaborating			Not collaborating		
	N	Mean	SD	N	Mean	SD
The World Bank Group disburses funds promptly*	41	4.59	2.68	70	3.20	2.51
The World Bank Group effectively monitors and evaluates the projects and programs it supports*	43	6.33	2.51	91	4.99	3.06
The World Bank Group's approvals and reviews are done in a timely fashion*	39	5.15	2.79	81	3.96	2.42
The World Bank Group's "Safeguard Policy" requirements are reasonable	32	5.53	2.40	65	4.77	2.75
The World Bank Group's conditions on its lending are reasonable*	39	5.79	2.66	69	4.19	2.81
The World Bank Group takes decisions quickly in Mauritania	36	4.69	2.51	72	3.76	2.52
Working with the World Bank Group increases Mauritania's institutional capacity*	42	6.81	2.54	82	4.96	2.84
Where country systems are adequate, the World Bank Group makes appropriate use of them	30	5.87	2.57	66	5.29	2.86
The World Bank Group provides effective implementation support*	38	5.92	2.50	84	4.85	2.79

*Significantly different between collaborators and non-collaborators

**E. Working with the World Bank Group**

	Which one of the following best describes your level of interaction with the World Bank Group in your country?					
	Collaborating			Not collaborating		
	N	Mean	SD	N	Mean	SD
To what extent do you believe that the World Bank Group's work helps to find solutions that promote private public partnerships in Mauritania?*	37	5.16	2.51	91	4.09	2.77

(1-To no degree at all, 10-To a very significant degree) *Significantly different between collaborators and non-collaborators

Which of the following best describes the way the World Bank Group operates in Mauritania?* (Select only ONE response)

Percentage of Respondents	Collaborating	Not collaborating
The World Bank Group takes too much risk in Mauritania	2.0%	3.2%
The World Bank Group does not take enough risk in Mauritania	40.8%	41.9%
The World Bank Group's approach to risk is appropriate	28.6%	10.5%
Don't know	28.6%	44.4%

*Significantly different between collaborators and non-collaborators

Which of the following best describes the World Bank Group's support in Mauritania? (Select only ONE response)

Percentage of Respondents	Collaborating	Not collaborating
The World Bank Group is sufficiently selective and focuses on the most important development challenges in Mauritania	40.0%	28.3%
The World Bank Group is not sufficiently selective in Mauritania, and it is involved in too many areas of development	26.0%	33.9%
Don't know	34.0%	37.8%

F. Recent Trends and the Future Role of the World Bank Group in Mauritania

	Which one of the following best describes your level of interaction with the World Bank Group in your country?					
	Collaborating			Not collaborating		
	N	Mean	SD	N	Mean	SD
How significant a role do you believe the World Bank Group SHOULD play in Mauritania's development in the near future?	47	8.06	2.16	122	7.47	2.90

(1-To no degree at all, 10-To a very significant degree)

Which of the following SHOULD the World Bank Group do to make itself of greater value in Mauritania?

(Choose no more than TWO)

Percentage of Respondents (Responses combined)	Collaborating	Not collaborating
Provide more adequate data/knowledge/statistics/figures on Mauritania's economy	33.3%	28.3%
Ensure greater selectivity in its work	16.7%	11.8%
Offer more innovative financial products	25.0%	14.2%
Improve the competitiveness of its financing compared to markets	2.1%	3.9%
Reach out more to groups outside of Government	29.2%	33.9%
Work faster	16.7%	15.0%
Improve the quality of its experts as related to Mauritania's specific challenges	10.4%	12.6%
Offer more innovative knowledge services	6.3%	6.3%
Collaborate more effectively with Government clients	6.3%	12.6%
Increase the level of capacity development in the country	31.3%	29.9%
Reduce the complexity of obtaining World Bank Group financing	14.6%	23.6%
Other	4.2%	2.4%

When considering the combination of services that the World Bank Group offers in Mauritania, and taking into account its limited level of resources, which ONE of the following do you believe the World Bank Group should offer more of in Mauritania?*

Percentage of Respondents	Collaborating	Not collaborating
Financial services	33.3%	30.6%
Knowledge products	12.5%	29.0%
Convening services	8.3%	11.3%
None of the above	4.2%	3.2%
The combination is appropriate for Mauritania	33.3%	13.7%
Don't know	8.3%	12.1%

*Significantly different between collaborators and non-collaborators

**G. Communication and Information Sharing**

How do you get most of your information about economic and social development issues in Mauritania?

(Choose no more than TWO)

Percentage of Respondents (Responses combined)	Collaborating	Not collaborating
Periodicals	20.0%	11.8%
International newspapers	6.0%	7.1%
Local radio	10.0%	12.6%
International radio	6.0%	7.9%
Local television	22.0%	16.5%
International television	12.0%	16.5%
Local newspapers*	4.0%	22.8%
Internet*	80.0%	64.6%
Social media	10.0%	17.3%
Other	10.0%	10.2%

*Significantly different between collaborators and non-collaborators

How would you prefer to receive information from the World Bank Group? (Choose no more than TWO)

Percentage of Respondents (Responses combined)	Collaborating	Not collaborating
Direct contact with World Bank Group	38.5%	43.8%
e-Newsletters	23.1%	29.7%
World Bank Group's seminars/workshops/ conferences	57.7%	42.2%
World Bank Group's publications and other written materials	21.2%	15.6%
World Bank Group's website	36.5%	38.3%
Social media	3.8%	11.7%
Mobile phones	9.6%	4.7%
Other	0.0%	1.6%

Are you aware of the World Bank Group's Access to Information Policy under which the Bank will now disclose any information in its possession that is not a list of exceptions?*

Percentage of Respondents	Collaborating	Not collaborating
Yes	39.2%	12.1%
No	60.8%	87.9%

*Significantly different between collaborators and non-collaborators

Have you requested information from the World Bank Group on its activities in the past year?

Percentage of Respondents	Collaborating	Not collaborating
Yes	18.2%	11.3%
No	81.8%	88.7%

Were you able to obtain this information?*

Percentage of Respondents	Collaborating	Not collaborating
Yes	88.9%	21.1%
No	11.1%	78.9%

*Significantly different between collaborators and non-collaborators

Do you have access to the Internet?

Percentage of Respondents	Collaborating	Not collaborating
Yes	79.2%	77.9%
No	20.8%	22.1%

Do you use/have used the World Bank Group website?*

Percentage of Respondents	Collaborating	Not collaborating
Yes	66.7%	41.8%
No	33.3%	58.2%

*Significantly different between collaborators and non-collaborators

**G. Communication and Information Sharing (continued)**

Do you currently consult the World Bank Group social media sites?

Percentage of Respondents	Collaborating	Not collaborating
Yes	14.3%	20.8%
No	85.7%	79.2%

Which Internet connection do you use primarily when visiting a World Bank Group website?

Percentage of Respondents	Collaborating	Not collaborating
High speed/WiFi	74.4%	72.5%
Dial-up	25.6%	27.5%

Please rate how much you agree with the following statements. (1-Strongly disagree, 10-Strongly agree)

	Which one of the following best describes your level of interaction with the World Bank Group in your country?					
	Collaborating			Not collaborating		
	N	Mean	SD	N	Mean	SD
I find the World Bank Group's websites easy to navigate*	36	7.47	2.42	61	5.85	2.82
I find the information on the World Bank Group's websites useful	32	7.22	2.03	52	6.27	2.41
The World Bank Group's social media channels are valuable sources of information about the institution	17	5.41	3.06	37	5.49	2.83
When I need information from the World Bank Group I know how to find it*	41	6.07	2.54	74	4.74	3.05
The World Bank Group is responsive to my information requests and inquiries*	33	5.70	2.70	46	4.20	2.81

*Significantly different between collaborators and non-collaborators

H. Background InformationWhich of the following agencies of the World Bank Group do you primarily engage with in Mauritania?
(Select only ONE response)

Percentage of Respondents	Collaborating	Not collaborating
The World Bank (IDA)	91.8%	47.2%
The Multilateral Investment Guarantee Agency (MIGA)	4.1%	2.8%
Other	4.1%	50.0%

Which of the following describes most of your exposure to the World Bank Group in Mauritania?
(Choose no more than TWO)

Percentage of Respondents (Responses combined)	Collaborating	Not collaborating
Observer*	10.6%	41.2%
Use World Bank Group reports/data	25.5%	21.9%
Engage in World Bank Group related/sponsored events/activities	29.8%	20.2%
Collaborate as part of my professional duties*	70.2%	27.2%
Use World Bank Group website for information, data, research, etc.	21.3%	29.8%

*Significantly different between collaborators and non-collaborators

What's your gender?

Percentage of Respondents	Collaborating	Not collaborating
Female	15.7%	21.9%
Male	84.3%	78.1%



Appendix E: Responses to All Questions by Gender¹⁵

A. General Issues facing Mauritania

In general, would you say that Mauritania is headed in...?

Percentage of Respondents	Female	Male
The right direction	33.3%	44.6%
The wrong direction	48.7%	33.8%
Not sure	17.9%	21.6%

Listed below are a number of development priorities in Mauritania. Please identify which of the following you consider the most important development priorities in Mauritania?

Percentage of Respondents (Responses combined)	Female	Male
Social protection	8.8%	9.4%
Food security	11.8%	10.1%
Public sector governance/reform	26.5%	31.7%
Global/regional integration	0.0%	0.7%
Gender equity*	5.9%	0.7%
Private sector development	2.9%	4.3%
Foreign direct investment	0.0%	2.2%
Water and sanitation	8.8%	5.8%
Anti corruption	26.5%	25.2%
Job creation/employment	14.7%	15.8%
Rural development	0.0%	4.3%
Financial markets	0.0%	0.0%
Urban development	2.9%	6.5%
Environmental sustainability	0.0%	1.4%
Equality of opportunity	8.8%	13.7%
Health	23.5%	23.0%
Education	70.6%	64.7%
Poverty reduction	11.8%	18.7%
Energy	0.0%	9.4%
Transport	2.9%	4.3%
Climate change	0.0%	0.7%
Agricultural development	17.6%	12.2%
Trade and exports	0.0%	0.0%
Crime and violence	0.0%	2.2%
Economic growth	8.8%	3.6%
Law and justice	17.6%	16.5%
Regulatory framework*	2.9%	0.0%
Communicable/non-communicable diseases	0.0%	0.0%
Natural resource management	11.8%	3.6%
Disaster management	2.9%	1.4%
Information and communications technology	0.0%	4.3%

*Significantly different between women and men

¹⁵ Only 192 respondents provided their demographic information about gender. Thus only these respondents were included in the comparisons presented in this appendix.

**A. General Issues facing Mauritania (continued)**

Poverty reduction is a broad term that encompasses work in many different areas. Which **THREE** areas of development listed below do you believe would contribute most to reducing poverty in Mauritania? (Choose no more than THREE)

Percentage of Respondents (Responses combined)	Female	Male
Water and sanitation	11.8%	10.6%
Equality of opportunity	23.5%	26.1%
Economic growth	20.6%	11.3%
Climate change	0.0%	1.4%
Global/regional integration	2.9%	2.1%
Gender equity*	2.9%	0.0%
Rural development	11.8%	22.5%
Urban development*	8.8%	1.4%
Regulatory framework	2.9%	1.4%
Social protection	11.8%	5.6%
Law and justice	11.8%	10.6%
Transport	2.9%	1.4%
Crime and violence	0.0%	0.0%
Communicable/non-communicable diseases	0.0%	0.7%
Information and communications technology	0.0%	2.1%
Anti corruption	35.3%	23.2%
Private sector development	2.9%	8.5%
Foreign direct investment	2.9%	2.8%
Education	47.1%	58.5%
Energy	2.9%	5.6%
Public sector governance/reform	17.6%	9.9%
Natural resource management	11.8%	6.3%
Environmental sustainability	0.0%	1.4%
Disaster management	0.0%	0.0%
Health	23.5%	19.0%
Agricultural development	11.8%	21.8%
Job creation/employment	20.6%	29.6%
Financial markets	0.0%	0.0%
Trade and exports*	2.9%	0.0%
Food security	8.8%	11.3%

*Significantly different between women and men

The World Bank Group's "Shared Prosperity" goal captures two key elements, economic growth and equity. It will seek to foster income growth among the bottom 40 percent of a country's population. Improvement in the Shared Prosperity Indicator requires growth and well-being of the less well-off. When thinking about the idea of "shared prosperity" in your country, which of the following **TWO** best illustrate how this would be achieved in Mauritania? (Choose no more than TWO)

Percentage of Respondents (Responses combined)	Female	Male
Better employment opportunities for young people	37.1%	30.3%
Better employment opportunities for women*	14.3%	4.2%
Greater access to micro-finance for the poor	37.1%	27.5%
Greater voice and participation for citizens to help ensure greater accountability	8.6%	4.9%
Greater access to health and nutrition for citizens	5.7%	9.2%
Better entrepreneurial opportunities	5.7%	6.3%
A growing middle class	11.4%	12.0%
Better opportunity for the poor who live in rural areas	8.6%	16.9%
Better opportunity for the poor who live in urban areas	2.9%	2.8%
Consistent economic growth	8.6%	9.2%
More reliable social safety net	5.7%	4.2%
Greater equity of fiscal policy	8.6%	5.6%
Education and training that better ensure job opportunity*	17.1%	42.3%
Better quality public services*	14.3%	4.2%
Strengthening the rule of law	14.3%	18.3%
Other	0.0%	1.4%

*Significantly different between women and men

**B. Overall Attitudes toward the World Bank Group**

	What's your gender?					
	Female			Male		
	N	Mean	SD	N	Mean	SD
How familiar are you with the work of the World Bank Group in Mauritania?	34	4.09	2.56	139	5.02	2.84

(1-Not familiar at all, 10-Extremely familiar)

	What's your gender?					
	Female			Male		
	N	Mean	SD	N	Mean	SD
Overall, please rate your impression of the World Bank Group's effectiveness in Mauritania.	22	4.64	2.85	117	4.89	2.49

(1-Not effective at all, 10-Very effective)

	What's your gender?					
	Female			Male		
	N	Mean	SD	N	Mean	SD
To what extent do you believe the World Bank Group's staff is well prepared (e.g., skills and knowledge) to help Mauritania solve its most complicated development challenges?	26	5.42	2.64	104	5.35	2.60

(1-To no degree at all, 10-To a very significant degree)

When thinking about how the World Bank Group can have the most impact on development results in Mauritania, in which sectoral areas do you believe the WBG should focus most of its resources in Mauritania? (Choose no more than THREE)

Percentage of Respondents (Responses combined)	Female	Male
Social protection	17.1%	12.0%
Crime and violence	0.0%	0.7%
Transport	11.4%	7.7%
Agricultural development	25.7%	26.1%
Global/regional integration	2.9%	1.4%
Gender equity	0.0%	2.1%
Public sector governance/reform	25.7%	15.5%
Health	20.0%	22.5%
Rural development	8.6%	14.8%
Foreign direct investment	5.7%	1.4%
Education	54.3%	51.4%
Energy	5.7%	4.9%
Job creation/employment	8.6%	22.5%
Financial markets	0.0%	0.0%
Urban development*	5.7%	0.7%
Environmental sustainability	0.0%	1.4%
Equality of opportunity	17.1%	10.6%
Private sector development	2.9%	12.0%
Water and sanitation	8.6%	6.3%
Food security	8.6%	9.2%
Climate change	0.0%	0.7%
Poverty reduction	14.3%	23.9%
Trade and exports	0.0%	0.7%
Economic growth	5.7%	11.3%
Law and justice	14.3%	13.4%
Regulatory framework	0.0%	2.1%
Communicable/non-communicable diseases	2.9%	0.7%
Natural resource management	5.7%	4.2%
Anti corruption	17.1%	9.9%
Information and communications technology	0.0%	2.8%
Disaster management*	5.7%	0.7%

*Significantly different between women and men

**B. Overall Attitudes toward the World Bank Group (continued)**

When thinking about the World Bank Group's role, which activity do you believe is of greatest VALUE and which activity is of second greatest value in Mauritania?

Greatest Value		
Percentage of Respondents	Female	Male
Convening/facilitating	13.3%	8.5%
Data	3.3%	1.7%
Policy advice, studies, analyses	6.7%	15.3%
Financial resources	33.3%	26.3%
Capacity development	20.0%	22.0%
Technical assistance	6.7%	5.9%
Mobilizing third party financial resources	6.7%	8.5%
Coordination of development partners	10.0%	8.5%
Linkage to non-Bank expertise	0.0%	0.0%
Other	0.0%	3.4%

2 nd Greatest Value		
Percentage of Respondents	Female	Male
Convening/facilitating	6.5%	6.7%
Data	3.2%	5.0%
Policy advice, studies, analyses	6.5%	21.7%
Financial resources*	22.6%	8.3%
Capacity development*	29.0%	10.8%
Technical assistance*	3.2%	17.5%
Mobilizing third party financial resources	12.9%	11.7%
Coordination of development partners	9.7%	12.5%
Linkage to non-Bank expertise	6.5%	3.3%
Other	0.0%	2.5%

*Significantly different between women and men

How EFFECTIVE do you believe the World Bank Group is in terms of the capacity building work it does in each of the following areas in Mauritania? (1-Not effective at all, 10-Very effective)

	What's your gender?					
	Female			Male		
	N	Mean	SD	N	Mean	SD
Project implementation (or other organizational strengthening)	16	5.19	2.01	96	5.43	2.93
Citizen engagement (incorporating citizens' voices into development)	19	3.11	1.91	83	4.01	2.79
Policy design (for clarity and better incentives to achieve development goals)	17	6.00	2.18	87	5.47	2.89

When thinking about how to improve capacity building in Mauritania to help ensure better development results, looking forward, how IMPORTANT is it for the World Bank Group to be involved in the following aspects of capacity building? (1-Not important at all, 10-Very important)

	What's your gender?					
	Female			Male		
	N	Mean	SD	N	Mean	SD
Project implementation (or other organizational strengthening)	25	7.48	2.71	90	7.39	2.73
Citizen engagement (incorporating citizens' voices into development)	26	7.46	2.97	88	6.60	2.97
Policy design (for clarity and better incentives to achieve development goals)	25	7.36	2.83	94	7.50	2.75

**B. Overall Attitudes toward the World Bank Group (continued)**

Which of the following do you identify as the World Bank Group's greatest WEAKNESSES in its work in Mauritania?
(Choose no more than TWO)

Percentage of Respondents (Responses combined)	Female	Male
Staff too inaccessible	28.6%	16.5%
Not exploring alternative policy options	5.7%	6.5%
Not collaborating enough with stakeholders outside the Government	20.0%	20.9%
Its advice and strategies do not lend themselves to practical problem solving	20.0%	8.6%
Not enough public disclosure of its work	14.3%	18.0%
Arrogant in its approach	2.9%	7.2%
Not client focused	0.0%	3.6%
The credibility of its knowledge/data	2.9%	1.4%
World Bank Group's processes too complex	11.4%	18.0%
Not willing to honestly criticize policies and reform efforts in the country	22.9%	20.9%
Too influenced by shareholder countries	11.4%	16.5%
Imposing technocratic solutions without regard to political realities	11.4%	11.5%
World Bank Group's processes too slow	5.7%	11.5%
Not aligned with other development partners' work	2.9%	4.3%
Not aligned with country priorities	5.7%	5.8%
Not adequately sensitive to political/social realities in Mauritania	14.3%	13.7%
Other	0.0%	2.2%
Don't know	8.6%	2.9%

Which World Bank Group's instruments do you believe are the MOST effective in reducing poverty in Mauritania?
(Choose no more than TWO)

Percentage of Respondents (Responses combined)	Female	Male
Trust Fund management	17.6%	9.8%
Knowledge products/services	5.9%	16.1%
Investment lending	32.4%	39.9%
Technical assistance	14.7%	23.1%
Capacity development	47.1%	37.1%
Policy based lending / budget support to the Government	14.7%	14.7%
Multi-sectoral approaches	11.8%	22.4%
Other	2.9%	1.4%
Don't know	23.5%	15.4%

To what extent do you believe that the World Bank Group's work and support help the poorest in Mauritania?*

Percentage of Respondents (Responses combined)	Female	Male
To a fully sufficient degree	0.0%	8.6%
To a somewhat sufficient degree	17.1%	17.1%
To a somewhat insufficient degree	40.0%	30.7%
To a very insufficient degree	22.9%	28.6%
Don't know	20.0%	15.0%

In addition to the regular relations with the national government, which TWO of the following groups should the World Bank Group collaborate with more in your country? (Choose no more than TWO)

Percentage of Respondents (Responses combined)	Female	Male
Academia/think tanks/research institutes	15.4%	26.7%
Community of development partners	17.9%	14.4%
Media	7.7%	5.5%
Local Government	23.1%	26.7%
Private sector	12.8%	22.6%
Parliament	0.0%	3.4%
NGOs/Community Based Organizations	46.2%	32.2%
Youth/university groups*	30.8%	15.1%
Beneficiaries	20.5%	36.3%
Foundations	5.1%	1.4%
Other	0.0%	2.7%
Don't know	7.7%	4.1%

*Significantly different between women and men

**B. Overall Attitudes toward the World Bank Group (continued)**

To what extent do you agree with the following statements about the World Bank Group's work in Mauritania?

(1-Strongly disagree, 10-Strongly agree)

	What's your gender?					
	Female			Male		
	N	Mean	SD	N	Mean	SD
Overall the World Bank Group currently plays a relevant role in development in Mauritania	29	4.45	2.73	118	5.63	3.00
The World Bank Group's work is aligned with what I consider the development priorities for Mauritania	24	4.42	2.36	114	4.73	2.89
The World Bank Group supports programs and strategies that are realistic for Mauritania*	25	3.96	2.24	110	5.33	3.03
The World Bank Group treats clients and stakeholders in Mauritania with respect	21	5.67	2.78	99	5.61	3.06

*Significantly different between women and men

To what extent is the World Bank Group an effective development partner in Mauritania in terms of each of the following?

(1-To no degree at all, 10-To a very significant degree)

	What's your gender?					
	Female			Male		
	N	Mean	SD	N	Mean	SD
Responsiveness	19	3.53	2.17	90	4.69	2.80
Flexibility (in terms of the institution's products and services)	17	4.00	2.00	88	3.98	2.32
Flexibility (in terms of changing country circumstances)	20	4.20	2.50	92	4.23	2.21
Being inclusive	15	3.53	2.45	76	4.13	2.42
Openness (sharing data and other information)	21	3.71	2.45	101	4.79	2.81
Staff accessibility	21	3.57	2.69	94	4.31	2.76
Straightforwardness and honesty	18	4.11	2.49	82	5.27	3.04
Ease of access to the people at the World Bank Group who are making decisions important to my work	21	3.52	2.38	93	4.13	2.86
Collaboration with civil society	21	3.67	2.67	89	4.13	2.66
Collaboration with the Government	17	6.53	3.00	101	6.88	2.85
Collaboration with other donors and development partners	15	6.00	3.09	87	6.48	2.92
Collaboration with the private sector	15	3.80	2.78	82	3.99	2.61
The speed in which it gets things accomplished on the ground	16	4.19	2.23	87	4.13	2.51
Being a long-term partner	20	7.10	2.79	90	6.76	3.09

To be more effective development partner in Mauritania, do you believe that the World Bank Group should have?

(Select only ONE response)

Percentage of Respondents	Female	Male
More local presence	82.4%	83.6%
The current level of local presence is adequate	2.9%	10.0%
Less local presence	5.9%	2.1%
Don't know	8.8%	4.3%

When World Bank Group assisted reform efforts fail or are slow to take place, which of the following would you attribute this to? (Choose no more than TWO)

Percentage of Respondents (Responses combined)	Female	Male
The World Bank Group does not do adequate follow through/follow-up	25.0%	21.8%
Poor coordination of development partners	18.8%	12.7%
The World Bank Group is not sensitive enough to political/social realities on the ground	28.1%	28.2%
Lack of/inadequate levels of capacity in Government	12.5%	19.0%
There is not an adequate level of citizen/civil society participation	40.6%	28.9%
The World Bank Group works too slowly	3.1%	14.8%
The Government works inefficiently	18.8%	21.8%
Political pressures and obstacles	18.8%	12.7%
Reforms are not well thought out in light of country challenges	21.9%	25.4%
Other	0.0%	0.7%

**C. World Bank Group's Effectiveness and Results**

In your opinion, how IMPORTANT is it for the World Bank Group to be involved in the following areas of development in Mauritania? (1-Not important at all, 10-Very important)

	What's your gender?					
	Female			Male		
	N	Mean	SD	N	Mean	SD
Anti corruption	28	8.11	3.37	121	7.64	2.98
Information and communications technology	25	6.80	2.89	102	6.97	2.77
Transport	25	6.88	3.53	104	7.21	2.86
Crime and violence	23	5.30	3.32	96	5.63	3.07
Law and justice	30	7.60	3.31	109	7.13	3.15
Urban development	27	7.26	2.64	102	6.96	2.70
Environmental sustainability	23	7.39	2.89	104	6.50	2.99
Regulatory framework	26	7.42	3.04	93	6.59	2.69
Communicable/non-communicable diseases	27	6.93	3.05	97	6.38	2.88
Poverty reduction	30	8.50	2.58	114	8.01	2.68
Gender equity	25	5.80	3.62	97	5.60	2.86
Private sector development	27	7.26	2.98	101	7.04	2.72
Foreign direct investment	24	7.46	2.77	96	6.75	2.68
Water and sanitation	24	7.50	3.01	102	7.89	2.57
Trade and exports	22	6.45	2.96	93	6.01	2.65
Economic growth	26	8.35	2.54	110	7.37	2.44
Energy	22	7.32	2.97	108	7.22	2.58
Disaster management	24	5.75	3.18	94	5.82	2.88
Public sector governance/reform	27	7.96	3.02	105	7.68	2.65
Job creation/employment	28	8.39	2.66	106	7.72	2.81
Financial markets *	23	7.09	2.78	88	5.78	2.81
Equality of opportunity*	31	8.03	2.81	100	6.73	3.18
Health	29	8.69	2.49	115	7.93	2.55
Rural development	27	8.00	2.63	105	7.88	2.47
Global/regional integration	22	6.82	2.68	96	6.47	2.62
Food security	29	7.69	2.89	107	7.57	2.76
Education	33	8.73	2.35	113	8.18	2.73
Social protection	26	7.50	2.82	102	6.54	2.87
Climate change	23	6.65	3.13	97	5.80	2.84
Agricultural development	29	8.28	2.53	114	7.92	2.71
Natural resource management	27	8.19	2.76	106	7.17	2.81

*Significantly different between women and men

How EFFECTIVE do you believe the World Bank Group is in terms of the work it does in the following areas of development in Mauritania? (1-Not effective at all, 10-Very effective)

	What's your gender?					
	Female			Male		
	N	Mean	SD	N	Mean	SD
Information and communications technology	8	4.25	2.66	69	5.09	2.82
Transport	11	3.36	2.20	67	4.69	2.70
Urban development	13	4.69	2.43	71	5.24	2.46
Environmental sustainability	9	4.00	2.92	66	4.86	2.65
Poverty reduction*	19	3.74	2.38	89	5.15	2.88
Gender equity	11	3.64	2.25	61	4.89	2.81
Private sector development	15	3.80	2.37	77	4.56	2.68
Water and sanitation	10	3.40	1.96	69	4.96	2.84
Economic growth	13	4.08	2.29	83	5.18	2.77
Energy	10	4.20	2.39	68	5.25	2.55
Public sector governance/reform	16	3.69	2.50	87	5.07	2.73
Job creation/employment	16	2.81	1.68	80	4.15	2.68
Health*	17	3.12	2.03	88	5.09	2.84
Rural development	16	3.69	2.44	85	4.91	2.71
Food security	15	3.80	2.65	80	4.83	2.72
Education	20	3.65	2.60	87	4.70	2.99
Social protection	13	3.54	2.76	66	4.30	2.82
Agricultural development	17	4.18	2.43	83	4.98	2.76
Natural resource management	11	3.82	2.82	73	4.44	2.75

*Significantly different between women and men

**C. World Bank Group's Effectiveness and Results (continued)**

Where are the World Bank Group's decisions made primarily that support the program in Mauritania?

(Select only ONE response)

Percentage of Respondents	Female	Male
At the Headquarters (in Washington D.C.)	44.7%	53.4%
In the country	2.6%	6.8%
Don't know	52.6%	39.7%

	What's your gender?					
	Female			Male		
	N	Mean	SD	N	Mean	SD
To what extent does the World Bank Group's work help to achieve development results in Mauritania?	29	4.69	2.44	114	5.39	2.72

(1-To no degree at all, 10-To a very significant degree)

To what extent do you agree with the following statements about the World Bank Group in Mauritania?

(1-Strongly disagree, 10-Strongly agree)

	What's your gender?					
	Female			Male		
	N	Mean	SD	N	Mean	SD
The World Bank Group's financial instruments meet the needs of Mauritania	25	3.92	2.31	106	5.05	2.95
The World Bank Group meets Mauritania's needs for knowledge services	27	4.48	2.69	101	4.90	2.83

	What's your gender?					
	Female			Male		
	N	Mean	SD	N	Mean	SD
To what extent do you believe the World Bank Group measures and corrects its work in real time in Mauritania?	27	4.00	2.51	85	4.60	2.49

(1-To no degree at all, 10-To a very significant degree)

D. The World Bank Group's Knowledge Work and Activities

How frequently do you consult World Bank Group's knowledge work and activities in the work you do?

(Select only ONE response)

Percentage of Respondents	Female	Male
Weekly	5.9%	8.0%
Monthly	14.7%	12.4%
A few times a year	23.5%	26.3%
Rarely	23.5%	30.7%
Never	32.4%	22.6%

In Mauritania, to what extent do you believe that the World Bank Group's knowledge work and activities:

(1-To no degree at all, 10-To a very significant degree)

	What's your gender?					
	Female			Male		
	N	Mean	SD	N	Mean	SD
Are timely	25	5.00	2.63	93	5.48	2.74
Include appropriate level of stakeholder involvement during preparation	21	4.33	2.44	93	4.90	2.63
Lead to practical solutions	22	4.00	2.23	90	4.88	2.59
Are accessible (well written and easy to understand)	21	4.48	2.79	92	5.07	2.85
Are source of relevant information on global good practices	21	5.38	2.33	90	5.86	2.64
Are adequately disseminated	25	3.84	2.56	93	4.59	2.83
Are translated enough into local language	24	3.13	2.80	90	2.92	2.43
Are adaptable to Mauritania's specific development challenges and country circumstances	24	4.21	2.26	92	4.88	2.56

	What's your gender?					
	Female			Male		
	N	Mean	SD	N	Mean	SD
Overall, how significant a contribution do you believe the World Bank Group's knowledge work and activities make to development results in your country?	27	5.48	2.79	112	5.69	2.79
Overall, how would you rate the technical quality of the World Bank Group's knowledge work and activities?	25	5.56	2.31	103	6.19	2.65

(1-Not significant at all, 10-Very significant; 1-Very low technical quality, 10-Very high technical quality)

**E. Working with the World Bank Group**

To what extent do you agree/disagree with the following statements? (1-Strongly disagree, 10-Strongly agree)

	What's your gender?					
	Female			Male		
	N	Mean	SD	N	Mean	SD
The World Bank Group disburses funds promptly	21	3.10	2.45	94	3.82	2.76
The World Bank Group effectively monitors and evaluates the projects and programs it supports*	26	4.31	2.91	112	5.63	2.97
The World Bank Group's approvals and reviews are done in a timely fashion	22	3.64	2.42	101	4.43	2.63
The World Bank Group's "Safeguard Policy" requirements are reasonable	18	4.17	2.28	81	5.15	2.77
The World Bank Group's conditions on its lending are reasonable	20	3.80	2.78	91	4.85	2.87
The World Bank Group takes decisions quickly in Mauritania	21	3.29	2.26	91	4.11	2.61
Working with the World Bank Group increases Mauritania's institutional capacity	23	4.48	2.95	104	5.73	2.91
Where country systems (e.g., procurement, financial management, etc.) are adequate, the World Bank Group makes appropriate use of them	20	4.90	2.99	79	5.48	2.85
The World Bank Group provides effective implementation support (i.e., supervision of projects)	26	4.42	2.67	101	5.20	2.80

*Significantly different between women and men

	What's your gender?					
	Female			Male		
	N	Mean	SD	N	Mean	SD
To what extent do you believe that the World Bank Group's work helps to find solutions that promote private public partnerships in Mauritania?	26	4.31	2.53	103	4.42	2.77

(1-To no degree at all, 10-To a very significant degree)

Which of the following best describes the way the World Bank Group operates in Mauritania? (Select only ONE response)

Percentage of Respondents	Female	Male
The World Bank Group takes too much risk in Mauritania	2.7%	2.9%
The World Bank Group does not take enough risk in Mauritania	45.9%	43.2%
The World Bank Group's approach to risk is appropriate	10.8%	16.5%
Don't know	40.5%	37.4%

Which of the following best describes the World Bank Group's support in Mauritania? (Select only ONE response)

Percentage of Respondents	Female	Male
The World Bank Group is sufficiently selective and focuses on the most important development challenges in Mauritania	26.3%	32.6%
The World Bank Group is not sufficiently selective in Mauritania, and it is involved in too many areas of development	31.6%	34.7%
Don't know	42.1%	32.6%

F. Recent Trends and the Future Role of the World Bank Group in Mauritania

	What's your gender?					
	Female			Male		
	N	Mean	SD	N	Mean	SD
How significant a role do you believe the World Bank Group SHOULD play in Mauritania's development in the near future?	31	8.10	2.24	135	7.62	2.73

(1-To no degree at all, 10-To a very significant degree)

**F. Recent Trends and the Future Role of the World Bank Group in Mauritania (continued)**

Which of the following **SHOULD** the World Bank Group do to make itself of greater value in Mauritania?
(Choose no more than TWO)

Percentage of Respondents (Responses combined)	Female	Male
Provide more adequate data/knowledge/statistics/figures on Mauritania's economy	38.2%	27.5%
Ensure greater selectivity in its work*	0.0%	16.7%
Offer more innovative financial products	14.7%	17.4%
Improve the competitiveness of its financing compared to markets	2.9%	3.6%
Reach out more to groups outside of Government	44.1%	30.4%
Work faster	26.5%	13.0%
Improve the quality of its experts as related to Mauritania's specific challenges	8.8%	12.3%
Offer more innovative knowledge services	2.9%	6.5%
Collaborate more effectively with Government clients	5.9%	11.6%
Increase the level of capacity development in the country	32.4%	30.4%
Reduce the complexity of obtaining World Bank Group financing	11.8%	22.5%
Other	2.9%	3.6%

*Significantly different between women and men

When considering the combination of services that the World Bank Group offers in Mauritania, and taking into account its limited level of resources, which **ONE** of the following do you believe the World Bank Group should offer more of in Mauritania? (Select only **ONE** response)

Percentage of Respondents (Responses combined)	Female	Male
Financial services	25.8%	32.1%
Knowledge products	25.8%	23.4%
Convening services	16.1%	9.5%
None of the above	0.0%	4.4%
The combination is appropriate for Mauritania	19.4%	20.4%
Don't know	12.9%	10.2%

G. Communication and Information Sharing

How do you get most of your information about economic and social development issues in Mauritania?
(Choose no more than TWO)

Percentage of Respondents (Responses combined)	Female	Male
Periodicals	5.3%	15.9%
International newspapers	0.0%	8.3%
Local radio	7.9%	11.7%
International radio	15.8%	6.9%
Local television	23.7%	17.9%
International television	15.8%	15.9%
Local newspapers	18.4%	18.6%
Internet	60.5%	69.0%
Social media	21.1%	13.1%
Other	10.5%	9.7%

How would you prefer to receive information from the World Bank Group? (Choose no more than TWO)

Percentage of Respondents (Responses combined)	Female	Male
Direct contact with World Bank Group	42.1%	42.0%
e-Newsletters*	10.5%	32.2%
World Bank Group's seminars/workshops/ conferences*	65.8%	43.4%
World Bank Group's publications and other written materials*	5.3%	19.6%
World Bank Group's website	36.8%	37.8%
Social media	15.8%	8.4%
Mobile phones	7.9%	6.3%
Other	0.0%	1.4%

*Significantly different between women and men

**G. Communication and Information Sharing (continued)**

Are you aware of the World Bank Group's Access to Information Policy under which the Bank will now disclose any information in its possession that is not a list of exceptions?

Percentage of Respondents	Female	Male
Yes	14.3%	21.9%
No	85.7%	78.1%

Have you requested information from the World Bank Group on its activities in the past year?

Percentage of Respondents	Female	Male
Yes	18.2%	13.6%
No	81.8%	86.4%

Were you able to obtain this information?

Percentage of Respondents	Female	Male
Yes	33.3%	45.5%
No	66.7%	54.5%

Do you have access to the Internet?

Percentage of Respondents	Female	Male
Yes	79.4%	76.6%
No	20.6%	23.4%

Do you use/have used the World Bank Group website?

Percentage of Respondents	Female	Male
Yes	44.7%	48.2%
No	55.3%	51.8%

Do you currently consult the World Bank Group social media sites?

Percentage of Respondents	Female	Male
Yes	21.6%	18.7%
No	78.4%	81.3%

Which Internet connection do you use primarily when visiting a World Bank Group website?

Percentage of Respondents	Female	Male
High speed/WiFi	74.1%	71.0%
Dial-up	25.9%	29.0%

Please rate how much you agree with the following statements. (1-Strongly disagree, 10-Strongly agree)

	What's your gender?					
	Female			Male		
	N	Mean	SD	N	Mean	SD
I find the World Bank Group's websites easy to navigate*	21	4.00	2.59	79	6.72	2.81
I find the information on the World Bank Group's websites useful*	16	5.25	2.93	69	6.70	2.33
The World Bank Group's social media channels are valuable sources of information about the institution	13	4.69	3.28	45	5.38	2.93
When I need information from the World Bank Group I know how to find it	24	4.50	3.28	93	5.29	2.92
The World Bank Group is responsive to my information requests and inquiries	16	3.50	2.83	68	4.81	2.90

*Significantly different between women and men

Which one of the following best describes your level of interaction with the World Bank Group in your country?
(Select only ONE response)

Percentage of Respondents	Female	Male
I currently collaborate with the World Bank Group	16.7%	21.7%
I have previously collaborated with the World Bank Group	11.1%	14.0%
Both of the above (I currently collaborate and previously have collaborated with the World Bank Group)	5.6%	8.4%
I have never collaborated with the World Bank Group	66.7%	55.9%



H. Background Information

Which of the following agencies of the World Bank Group do you primarily engage with in Mauritania?
(Select only ONE response)

Percentage of Respondents	Female	Male
The World Bank (IDA)	58.8%	68.3%
The Multilateral Investment Guarantee Agency (MIGA)	11.8%	2.0%
Other	29.4%	29.7%

Which of the following describes most of your exposure to the World Bank Group in Mauritania?
(Choose no more than TWO)

Percentage of Respondents (Responses combined)	Female	Male
Observer	37.5%	31.3%
Use World Bank Group reports/data*	3.1%	27.3%
Engage in World Bank Group related/sponsored events/activities*	37.5%	19.5%
Collaborate as part of my professional duties	34.4%	40.6%
Use World Bank Group website for information, data, research, etc.	21.9%	28.9%

**Significantly different between women and men*



Appendix F: Responses to All Questions by Year¹⁶

*All data presented in this appendix are weighted. As a result, means of the FY15 data and the total number of respondents each year will be slightly different from those in FY 2012 appendices.

FY '12 Number of comparable respondents = 100 • FY '15 Number of comparable respondents = 147

By weighting, FY12 and FY15 have the same stakeholder composition and thus are comparable. The weighted percentage of a stakeholder group is determined by the extent to which the World Bank Group interacts with them in the country and the percentage this group usually makes up in the past aggregated annual global data. The weighted stakeholder breakdown is presented below:

Percentage of Respondents	FY2012	FY2015
Office of the President/Prime Minister	5%	5%
Office of parliamentarian	5%	5%
Government institutions	25%	25%
Bilateral/multilateral agencies	10%	10%
Civil society	20%	20%
Private sector	15%	15%
Academia	10%	10%
Media	10%	10%

B. Overall Attitudes toward the World Bank Group

	year					
	FY 2015			FY 2012		
	N	Mean	SD	N	Mean	SD
How familiar are you with the work of the World Bank Group in Mauritania?	144	5.13	2.82	96	5.29	2.73

(1-Not familiar at all, 10-Extremely familiar)

	year					
	FY 2015			FY 2012		
	N	Mean	SD	N	Mean	SD
Overall, please rate your impression of the World Bank Group's effectiveness in Mauritania.	113	4.74	2.49	91	4.68	2.46

(1-Not effective at all, 10-Very effective)

To what extent do you agree with the following statements about the World Bank Group's work in Mauritania?

(1-Strongly disagree, 10-Strongly agree)

	year					
	FY 2015			FY 2012		
	N	Mean	SD	N	Mean	SD
Overall the World Bank Group currently plays a relevant role in development in Mauritania	124	5.31	2.75	92	5.03	2.41
The World Bank Group's work is aligned with what I consider the development priorities for Mauritania	120	4.56	2.67	90	4.53	2.43
The World Bank Group supports programs and strategies that are realistic for Mauritania	112	5.15	2.79	84	4.68	2.30
The World Bank Group treats clients and stakeholders in Mauritania with respect	92	5.53	2.75	64	5.81	2.58

¹⁶ Only those questions that were asked in the FY '12 and FY '15 country surveys, with similar response scales/options, are presented.

**B. Overall Attitudes toward the World Bank Group (continued)**

To what extent is the World Bank Group an effective development partner in Mauritania in terms of each of the following?
(1-To no degree at all, 10-To a very significant degree)

	year					
	FY 2015			FY 2012		
	N	Mean	SD	N	Mean	SD
Responsiveness	88	4.40	2.54	68	4.29	2.68
Flexibility (in terms of the institution's products and services)	91	3.98	2.10			
Flexibility (in terms of changing country circumstances)	98	4.46	2.36	75	4.48	2.30
Being inclusive	70	3.76	2.31			
Openness (sharing data and other information)	103	4.71	2.68			
Staff accessibility	100	4.42	2.79	63	5.06	2.91
Straightforwardness and honesty	82	4.74	2.76	62	5.62	3.04
Ease of access to the people at the World Bank Group who are making decisions important to my work	95	4.26	2.89			
Collaboration with civil society	86	3.80	2.35			
Collaboration with the Government*	102	6.86	2.83	74	5.49	2.38
Collaboration with other donors and development partners*	89	6.52	2.79	62	4.93	2.43
Collaboration with the private sector	85	4.62	2.64			
The speed in which it gets things accomplished on the ground	87	4.30	2.35			
Being a long-term partner	89	6.85	2.85			

*Significantly different between FY2015 and FY2012

C. World Bank Group's Effectiveness and Results

How EFFECTIVE do you believe the World Bank Group is in terms of the work it does in the following areas of development in Mauritania? (1-Not effective at all, 10-Very effective)

	year					
	FY 2015			FY 2012		
	N	Mean	SD	N	Mean	SD
Information and communications technology	70	5.26	2.71			
Transport	61	4.02	2.73			
Urban development*	75	5.27	2.35	64	4.24	2.38
Environmental sustainability	66	4.83	2.77			
Poverty reduction	96	4.70	2.76	74	5.31	2.34
Gender equity*	63	4.20	2.48	52	5.22	2.32
Private sector development	86	4.37	2.70			
Water and sanitation	68	4.35	2.58	61	4.55	2.66
Economic growth	92	5.08	2.81	75	5.21	2.10
Energy	71	5.17	2.53			
Public sector governance/reform	91	4.73	2.74			
Job creation/employment	82	3.54	2.34			
Health*	83	4.54	2.68	77	6.03	2.36
Rural development	84	4.23	2.47			
Food security	80	4.19	2.54			
Education*	96	4.06	2.83	73	5.19	2.51
Social protection	64	4.53	2.82			
Agricultural development	89	4.67	2.48			
Natural resource management	81	4.46	2.73	62	4.38	2.11

*Significantly different between FY2015 and FY2012

To what extent do you agree with the following statements about the World Bank Group in Mauritania?

(1-Strongly disagree, 10-Strongly agree)

	year					
	FY 2015			FY 2012		
	N	Mean	SD	N	Mean	SD
The World Bank Group's financial instruments meet the needs of Mauritania	103	4.55	2.51	94	4.58	2.31
The World Bank Group meets Mauritania's needs for knowledge services	110	4.84	2.68	81	4.93	2.59

**D. The World Bank Group's Knowledge Work and Activities**

In Mauritania, to what extent do you believe that the World Bank Group's knowledge work and activities:

(1-To no degree at all, 10-To a very significant degree)

	year					
	FY 2015			FY 2012		
	N	Mean	SD	N	Mean	SD
Are timely	106	5.46	2.70			
Include appropriate level of stakeholder involvement during preparation	96	4.62	2.57			
Lead to practical solutions	96	4.43	2.48			
Are accessible (well written and easy to understand)	103	4.93	2.95			
Are source of relevant information on global good practices	98	5.69	2.66	76	4.93	2.45
Are adequately disseminated	104	4.55	2.91			
Are translated enough into local language	99	2.85	2.40			
Are adaptable to Mauritania's specific development challenges and country circumstances	99	4.93	2.62	81	4.94	2.53

E. Working with the World Bank Group

To what extent do you agree/disagree with the following statements? (1-Strongly disagree, 10-Strongly agree)

	year					
	FY 2015			FY 2012		
	N	Mean	SD	N	Mean	SD
The World Bank Group disburses funds promptly*	88	3.90	2.60	66	5.11	2.66
The World Bank Group effectively monitors and evaluates the projects and programs it supports	107	5.17	2.85	79	5.58	2.59
The World Bank Group's approvals and reviews are done in a timely fashion	98	4.61	2.51			
The World Bank Group's "Safeguard Policy" requirements are reasonable	80	4.89	2.59			
The World Bank Group's conditions on its lending are reasonable	90	4.76	2.94	75	5.29	2.79
The World Bank Group takes decisions quickly in Mauritania	87	4.00	2.53			
Working with the World Bank Group increases Mauritania's institutional capacity	103	5.55	2.89	78	4.78	2.57
Where country systems (e.g., procurement, financial management, etc.) are adequate, the World Bank Group makes appropriate use of them	78	5.84	2.75			
The World Bank Group provides effective implementation support (i.e., supervision of projects)	102	5.25	2.70			

*Significantly different between FY2015 and FY2012

F. The Future Role of the World Bank Group in Mauritania

	year					
	FY 2015			FY 2012		
	N	Mean	SD	N	Mean	SD
How significant a role do you believe the World Bank Group SHOULD play in Mauritania's development in the near future?	136	7.27	2.89	91	6.68	2.63

(1-Not a significant role at all, 10-Very significant role)

G. Communication and Information Sharing

Are you aware of the World Bank Group's Access to Information Policy under which the Bank will now disclose any information in its possession that is not a list of exceptions?

Percentage of Respondents	FY 2015	FY 2012
Yes	19.9%	17.3%
No	80.1%	82.7%

Have you requested information from the World Bank Group on its activities in the past year?

Percentage of Respondents	FY 2015	FY 2012
Yes	18.6%	11.6%
No	81.4%	88.4%

**G. Communication and Information Sharing (continued)****Were you able to obtain this information?**

Percentage of Respondents	FY 2015	FY 2012
Yes	55.2%	55.6%
No	44.8%	44.4%

Do you have access to the Internet?

Percentage of Respondents	FY 2015	FY 2012
Yes	86.8%	89.5%
No	13.2%	10.5%

Do you use/have used the World Bank Group website?*

Percentage of Respondents	FY 2015	FY 2012
Yes	58.5%	74.4%
No	41.5%	25.6%

*Significantly different between FY2015 and FY2012

Which Internet connection do you use primarily when visiting a World Bank Group website?*

Percentage of Respondents	FY 2015	FY 2012
High speed/WiFi	79.3%	54.4%
Dial-up	20.7%	45.6%

*Significantly different between FY2015 and FY2012

Note: in FY12, the two response options were "high speed" and "dial-up."**Please rate how much you agree with the following statements. (1-Strongly disagree, 10-Strongly agree)**

	year					
	FY 2015			FY 2012		
	N	Mean	SD	N	Mean	SD
I find the World Bank Group's websites easy to navigate	88	6.71	2.72	59	6.12	2.45
I find the information on the World Bank Group's websites useful	77	6.61	2.40	57	6.56	2.58
When I need information from the World Bank Group I know how to find it	103	5.50	2.96	73	5.86	2.90
The World Bank Group is responsive to my information requests and inquiries	75	4.97	3.07	37	5.30	3.22



Appendix G: Responses to Key Questions by Areas of Specialization

A. General Issues facing Mauritania

Listed below are a number of development priorities in Mauritania. Please identify which of the following you consider the most important development priorities in Mauritania?

Percentage of Respondents (Responses combined)	Education specialists	Other
Social protection	0.0%	11.1%
Food security	0.0%	11.8%
Public sector governance/reform	15.8%	31.4%
Global/regional integration	0.0%	0.7%
Gender equity*	10.5%	1.3%
Private sector development	0.0%	4.6%
Foreign direct investment	0.0%	2.0%
Water and sanitation	0.0%	7.2%
Anti corruption	31.6%	25.5%
Job creation/employment	21.1%	15.0%
Rural development	0.0%	5.2%
Financial markets	0.0%	0.0%
Urban development	10.5%	5.2%
Environmental sustainability	0.0%	1.3%
Equality of opportunity	10.5%	14.4%
Health*	42.1%	20.9%
Education*	94.7%	60.8%
Poverty reduction	10.5%	17.6%
Energy	10.5%	6.5%
Transport	5.3%	3.9%
Climate change	0.0%	2.0%
Agricultural development	10.5%	13.1%
Trade and exports	0.0%	0.0%
Crime and violence	0.0%	2.0%
Economic growth	0.0%	5.2%
Law and justice	5.3%	17.0%
Regulatory framework*	5.3%	0.0%
Communicable/non-communicable diseases	0.0%	0.0%
Natural resource management	5.3%	5.2%
Disaster management	0.0%	1.3%
Information and communications technology	0.0%	3.9%

*Significantly different between respondents who specialize in education and other sectoral areas

**A. General Issues facing Mauritania (continued)**

Poverty reduction is a broad term that encompasses work in many different areas. Which **THREE** areas of development listed below do you believe would contribute most to reducing poverty in Mauritania? (Choose no more than THREE)

Percentage of Respondents (Responses combined)	Education specialists	Other
Water and sanitation	5.3%	11.0%
Equality of opportunity	26.3%	26.0%
Economic growth	15.8%	13.0%
Climate change	5.3%	0.6%
Global/regional integration	0.0%	1.9%
Gender equity*	5.3%	0.0%
Rural development	21.1%	20.1%
Urban development	5.3%	1.9%
Regulatory framework	0.0%	1.9%
Social protection	0.0%	7.8%
Law and justice	0.0%	12.3%
Transport	0.0%	1.9%
Crime and violence	0.0%	0.0%
Communicable/non-communicable diseases	0.0%	0.6%
Information and communications technology	0.0%	1.9%
Anti corruption	26.3%	26.0%
Private sector development	10.5%	7.1%
Foreign direct investment	0.0%	3.2%
Education	73.7%	55.8%
Energy	10.5%	4.5%
Public sector governance/reform	15.8%	9.1%
Natural resource management	5.3%	7.8%
Environmental sustainability	0.0%	1.3%
Disaster management	0.0%	0.6%
Health	15.8%	19.5%
Agricultural development	10.5%	21.4%
Job creation/employment	42.1%	27.3%
Financial markets	0.0%	0.0%
Trade and exports	0.0%	0.6%
Food security	5.3%	12.3%

*Significantly different between respondents who specialize in education and other sectoral areas

**B. Overall Attitudes toward the World Bank Group**

When thinking about how the World Bank Group can have the most impact on development results in Mauritania, in which sectoral areas do you believe the WBG should focus most of its resources in Mauritania? (Choose no more than THREE)

Percentage of Respondents (Responses combined)	Education specialists	Other
Social protection	0.0%	15.6%
Crime and violence	0.0%	0.0%
Transport	0.0%	8.4%
Agricultural development	19.0%	27.9%
Global/regional integration	0.0%	1.9%
Gender equity	0.0%	1.9%
Public sector governance/reform	9.5%	17.5%
Health	28.6%	21.4%
Rural development	9.5%	13.0%
Foreign direct investment	0.0%	2.6%
Education*	76.2%	50.0%
Energy	4.8%	5.2%
Job creation/employment	23.8%	20.1%
Financial markets	0.0%	0.0%
Urban development	0.0%	1.9%
Environmental sustainability	0.0%	1.3%
Equality of opportunity	4.8%	13.0%
Private sector development	0.0%	11.7%
Water and sanitation	0.0%	7.1%
Food security	4.8%	9.1%
Climate change	0.0%	1.3%
Poverty reduction	28.6%	22.7%
Trade and exports	0.0%	0.6%
Economic growth	14.3%	9.7%
Law and justice*	28.6%	11.0%
Regulatory framework	4.8%	1.3%
Communicable/non-communicable diseases	4.8%	0.6%
Natural resource management	4.8%	4.5%
Anti corruption*	28.6%	9.7%
Information and communications technology	0.0%	2.6%
Disaster management	0.0%	1.3%

*Significantly different between respondents who specialize in education and other sectoral areas



C. World Bank Group's Effectiveness and Results

In your opinion, how IMPORTANT is it for the World Bank Group to be involved in the following areas of development in Mauritania? (1-Not important at all, 10-Very important)

	Please identify the primary specialization of your work					
	Education			Other		
	N	Mean	SD	N	Mean	SD
Anti corruption	17	7.71	3.18	126	7.84	2.96
Information and communications technology	13	7.15	2.79	109	6.97	2.68
Transport	15	6.67	2.85	109	7.27	2.94
Crime and violence	12	5.33	3.45	102	5.59	3.03
Law and justice	13	7.15	3.31	117	7.24	3.13
Urban development	13	8.23	1.92	112	6.94	2.61
Environmental sustainability*	10	8.70	1.83	112	6.59	2.91
Regulatory framework	11	7.91	2.98	105	6.79	2.64
Communicable/non-communicable diseases*	13	8.08	2.22	107	6.33	2.87
Poverty reduction	16	8.88	1.71	121	8.12	2.64
Gender equity	13	5.15	3.91	105	5.64	2.85
Private sector development	14	6.64	2.13	109	7.17	2.82
Foreign direct investment	12	7.58	1.98	104	6.75	2.71
Water and sanitation	13	8.15	1.95	109	7.75	2.69
Trade and exports	13	5.92	2.75	100	6.14	2.66
Economic growth	15	8.07	2.31	115	7.50	2.47
Energy	13	8.00	2.04	113	7.13	2.65
Disaster management	13	5.92	3.40	99	5.68	2.82
Public sector governance/reform	14	8.00	2.96	113	7.74	2.67
Job creation/employment	14	9.00	2.15	116	7.72	2.80
Financial markets*	12	7.67	2.10	97	5.82	2.79
Equality of opportunity	10	7.30	3.47	115	7.01	3.10
Health	16	8.44	2.19	120	8.05	2.57
Rural development	14	8.29	2.13	115	7.87	2.47
Global/regional integration	12	6.33	2.77	103	6.56	2.55
Food security	15	8.13	2.39	115	7.53	2.78
Education	15	7.93	3.26	124	8.38	2.56
Social protection	16	7.31	2.65	105	6.60	2.81
Climate change	14	6.71	2.70	102	5.89	2.84
Agricultural development	16	8.31	2.21	121	8.00	2.63
Natural resource management	14	7.93	2.76	115	7.33	2.77

*Significantly different between respondents who specialize in education and other sectoral areas

How EFFECTIVE do you believe the World Bank Group is in terms of the work it does in the following areas of development in Mauritania? (1-Not effective at all, 10-Very effective)

	Please identify the primary specialization of your work					
	Education			Other		
	N	Mean	SD	N	Mean	SD
Information and communications technology	8	4.88	1.55	67	5.00	2.85
Transport	7	5.00	1.91	68	4.43	2.68
Urban development	11	5.73	1.62	72	5.03	2.46
Environmental sustainability	9	5.22	1.56	64	4.67	2.73
Poverty reduction	13	5.00	2.83	93	4.89	2.78
Gender equity	9	5.22	3.19	61	4.59	2.62
Private sector development	11	4.45	2.70	77	4.42	2.61
Water and sanitation	10	5.90	3.25	68	4.57	2.60
Economic growth	14	5.29	2.92	81	5.04	2.69
Energy	10	5.90	2.28	66	5.08	2.56
Public sector governance/reform	12	5.50	3.26	87	4.91	2.63
Job creation/employment	12	4.67	3.08	83	3.88	2.48
Health	14	4.71	3.15	89	4.88	2.74
Rural development	12	5.50	3.32	86	4.70	2.59
Food security	12	5.25	2.99	80	4.68	2.68
Education	15	4.80	3.47	90	4.56	2.82
Social protection	12	4.92	3.09	64	4.14	2.77
Agricultural development	13	6.08	2.99	84	4.75	2.62
Natural resource management*	11	6.00	2.79	70	4.20	2.68

*Significantly different between respondents who specialize in education and other sectoral areas



Appendix H: Indicator Questions as a Function of Exposure to the World Bank Group

Indicator Question	Which one of the following best describes your level of interaction with the World Bank Group in your country?		Which of the following describes most of your exposure to the World Bank Group in Mauritania? (Choose no more than TWO)									
	Currently collaborating	Not collaborating	Observer		Use WB reports/data		Engage in WB activities		Collaborate		Use WB website	
			No Mean	Yes Mean	No Mean	Yes Mean	No Mean	Yes Mean	No Mean	Yes Mean	No Mean	Yes Mean
Overall, please rate your impression of the World Bank Group's effectiveness in Mauritania.	5.82	4.29	5.16	4.24	4.91	4.74	4.72	5.35	4.38	5.58	4.97	4.61
Overall the World Bank Group currently plays a relevant role in development in Mauritania	7.22	4.66	5.97	4.76	5.51	5.86	5.60	5.55	5.05	6.37	5.56	5.67
The World Bank Group's work is aligned with what I consider the development priorities for Mauritania	6.12	4.21	5.00	4.56	4.91	4.68	5.01	4.34	4.45	5.39	4.90	4.72
Responsiveness	5.79	4.04	4.80	4.72	4.79	4.75	4.90	4.36	4.51	5.11	4.62	5.23
Flexibility (in terms of the institution's products and services)	5.09	3.59	4.27	4.00	4.38	3.69	4.22	4.09	3.84	4.68	4.13	4.36
Flexibility (in terms of changing country circumstances)	5.35	3.89	4.41	4.41	4.39	4.46	4.39	4.46	4.25	4.63	4.47	4.22
Being inclusive	5.41	3.59	4.37	3.91	4.31	4.05	4.17	4.45	4.00	4.56	4.10	4.61
Openness (sharing data and other information)	5.83	4.31	5.11	4.29	4.81	5.11	5.12	4.18	4.40	5.46	4.77	5.21
Staff accessibility	6.12	3.48	4.74	3.47	4.48	4.04	4.45	4.13	3.62	5.29	4.25	4.73
Straightforwardness and honesty	6.67	4.41	5.47	4.62	5.17	5.43	5.38	4.78	4.67	5.93	5.14	5.48
Ease of access to the people at the World Bank Group who are making decisions important to my work	5.83	3.30	4.58	3.43	4.33	3.96	4.18	4.44	3.64	4.96	4.34	3.96
Collaboration with civil society	5.20	3.78	4.13	4.33	4.27	3.92	4.18	4.20	3.95	4.54	4.26	4.00
Collaboration with the Government	7.34	6.73	7.29	6.68	7.12	7.07	7.25	6.63	6.75	7.55	7.08	7.21
Collaboration with other donors and development partners	6.80	6.22	6.67	6.38	6.62	6.50	7.03	5.18	6.27	6.98	6.45	6.96
Collaboration with the private sector	4.92	3.69	4.06	4.31	4.18	4.00	4.25	3.75	4.02	4.29	4.21	3.91
The speed in which it gets things accomplished on the ground	5.19	3.75	4.34	4.28	4.48	3.87	4.33	4.29	4.02	4.63	4.21	4.68
Being a long-term partner	8.15	6.39	7.29	6.83	7.20	7.00	7.17	7.08	6.65	7.74	7.12	7.25
To what extent does the World Bank Group's work help to achieve development results in Mauritania?	6.44	4.64	5.53	4.95	5.47	5.03	5.20	5.83	5.08	5.75	5.37	5.31
The World Bank Group's financial instruments meet the needs of Mauritania	6.42	4.18	5.20	4.44	5.10	4.61	5.05	4.72	4.58	5.52	4.98	5.00
The World Bank Group meets Mauritania's needs for knowledge services	6.16	4.14	5.30	4.03	4.78	5.29	4.85	5.13	4.46	5.52	4.92	4.86
The World Bank Group's knowledge work and activities are adaptable to Mauritania's specific development challenges and country circumstances	5.31	4.47	4.90	4.48	4.81	4.67	4.96	4.22	4.41	5.30	4.61	5.18
Overall, how significant a contribution do you believe the World Bank Group's knowledge work and activities make to development results in your country?	6.20	5.45	6.13	4.64	5.73	5.53	5.72	5.55	5.31	6.23	5.56	5.97
Overall, how would you rate the technical quality of the World Bank Group's knowledge work and activities?	6.98	5.64	6.45	5.72	6.26	6.17	6.36	5.82	5.88	6.70	6.19	6.35
The World Bank Group takes decisions quickly in Mauritania	4.69	3.76	4.61	3.19	4.26	4.05	4.49	3.46	3.83	4.67	3.87	5.04
Where country systems (e.g., procurement, financial management, etc.) are adequate, the World Bank Group makes appropriate use of them	5.87	5.29	6.03	5.08	5.72	5.90	5.94	5.23	5.26	6.43	5.48	6.31

Yellow highlight indicates significant difference between Yes and No means.



Appendix I: Indicator Questions by Stakeholder Groups

	Which of the following best describes your current position?																	
	Employee of a Ministry/ PMU/ Consultant			Local government			Private Sector/ Financial Sector/ Private Bank			CSO			Media			Other		
	N	Mean	SD	N	Mean	SD	N	Mean	SD	N	Mean	SD	N	Mean	SD	N	Mean	SD
Overall, please rate your impression of the World Bank Group's effectiveness in Mauritania.	36	5.39	2.23	11	5.27	2.57	17	4.18	1.78	36	4.08	2.90	9	4.78	2.49	29	5.10	2.85
Overall the World Bank Group currently plays a relevant role in development in Mauritania*	38	6.87	2.22	11	6.45	2.94	21	5.10	1.92	32	3.81	3.22	7	5.14	2.34	32	5.22	3.26
The World Bank Group's work is aligned with what I consider the development priorities for Mauritania*	36	5.97	2.25	8	5.88	1.89	21	4.48	2.29	26	3.92	3.35	8	4.13	1.73	31	4.06	2.82
Responsiveness*	29	5.52	2.15	9	5.44	2.51	14	4.00	2.08	24	3.13	2.80	8	3.75	2.31	21	5.00	3.07
Flexibility (in terms of the institution's products and services)	28	4.75	2.01	10	4.60	2.32	17	3.65	1.66	19	3.16	2.59	8	3.50	1.77	19	4.00	2.36
Flexibility (in terms of changing country circumstances)	24	4.79	1.82	10	5.10	1.91	18	3.94	1.59	22	3.50	2.54	9	4.22	2.11	23	4.39	2.52
Being inclusive*	18	5.39	1.61	7	5.00	1.53	13	4.00	1.47	19	3.00	2.89	7	3.29	1.70	20	4.00	2.79
Openness (sharing data and other information)*	29	5.38	2.35	10	6.50	2.46	18	4.00	1.41	27	3.74	3.11	8	3.63	2.13	25	5.16	3.31
Staff accessibility*	29	5.76	2.36	9	5.11	2.47	20	3.50	2.28	23	2.91	2.61	7	2.71	1.25	24	4.38	3.02
Straightforwardness and honesty*	24	6.46	2.34	10	6.60	2.01	16	4.44	1.79	21	3.67	3.34	7	2.71	.76	20	5.30	3.56
Ease of access to the people at the World Bank Group who are making decisions important to my work*	30	5.47	2.67	10	4.50	3.06	19	3.68	2.58	22	3.50	2.91	7	2.57	1.13	23	3.35	2.69
Collaboration with civil society	20	4.75	1.97	11	4.91	2.98	19	3.42	1.87	28	3.43	3.12	8	3.38	1.41	20	4.80	3.14
Collaboration with the Government	31	7.94	1.79	10	6.60	2.55	20	6.70	2.13	22	6.00	3.92	6	6.67	3.01	25	6.72	3.03
Collaboration with other donors and development partners*	26	7.50	1.88	10	5.30	3.16	16	6.94	2.24	18	4.61	3.79	7	5.29	2.81	20	7.00	2.83
Collaboration with the private sector	22	4.09	2.14	9	3.67	2.45	20	3.85	2.01	18	3.72	3.59	7	3.71	1.80	16	4.69	3.03
The speed in which it gets things accomplished on the ground	28	4.64	1.83	9	4.67	2.69	15	3.93	1.94	18	3.22	3.02	7	3.71	2.56	22	4.59	2.79
Being a long-term partner*	30	8.03	2.63	10	7.40	2.32	15	7.27	2.55	21	5.43	3.74	8	5.50	3.07	20	6.90	2.61
To what extent does the World Bank Group's work help to achieve development results in Mauritania?*	38	6.21	1.95	11	6.18	2.48	22	4.45	1.63	28	4.86	3.24	9	4.56	1.74	27	4.74	3.15
The World Bank Group's financial instruments meet the needs of Mauritania	31	5.77	2.35	10	4.10	2.88	24	4.71	2.31	24	3.96	2.96	8	4.13	1.64	28	4.89	3.45
The World Bank Group meets Mauritania's needs for knowledge services	31	5.35	2.51	9	4.89	2.42	24	4.13	2.27	24	4.50	3.40	9	4.33	2.18	26	5.00	3.07
The World Bank Group's knowledge work and activities are adaptable to Mauritania's specific development challenges and country circumstances	29	5.66	2.48	9	5.22	1.99	18	4.28	2.14	23	3.87	2.77	9	4.33	2.29	25	4.92	2.68
Overall, how significant a contribution do you believe the World Bank Group's knowledge work and activities make to development results in your country?	35	6.20	2.45	12	6.67	2.10	23	5.83	2.89	28	5.61	3.42	8	5.25	1.04	29	4.79	2.88
Overall, how would you rate the technical quality of the World Bank Group's knowledge work and activities?*	34	7.32	1.87	12	5.92	2.54	19	5.89	1.97	25	5.32	3.34	9	5.11	1.96	25	5.72	2.97
The World Bank Group takes decisions quickly in Mauritania	31	5.10	2.37	9	3.89	2.57	19	4.21	2.39	21	3.14	2.59	7	3.00	1.29	19	3.84	2.95
Where country systems are adequate, the World Bank Group makes appropriate use of them	28	5.71	2.51	7	6.43	2.44	15	6.00	2.33	18	4.22	3.42	6	4.83	2.32	19	5.53	2.99

*Significantly different between stakeholder groups



Appendix J: Mauritania FY 2015 Questionnaire



World Bank Group Country Survey FY15 – Mauritania

The World Bank Group is interested in gauging the views of clients and partners who are either involved in development in Mauritania or who observe activities related to social and economic development. The following survey will give the World Bank Group's team that works in Mauritania, greater insight into how the Bank's work is perceived. This is one tool the World Bank Group uses to assess the views of its stakeholders, and to develop more effective strategies that support development in Mauritania.

A local independent firm has been hired to oversee the logistics of this survey. This ensures anonymity and confidentiality. We hope you'll be candid.

Finally, the survey relates to the World Bank Group's work. The World Bank Group consists of IBRD, IDA, IFC, MIGA, and ICSID. When responding to the survey, please consider the area of the World Bank Group with which you are most familiar.

To complete the survey, please circle/check the response that most accurately reflects your opinion. If you prefer not to answer a question, please leave it blank. If you feel that you do not have an adequate amount of information on a subject, please check "Don't know".

PLEASE NOTE: IN SOME CASES THE SURVEY WILL ASK FOR A SPECIFIC NUMBER OF RESPONSES. PLEASE DO NOT CHOOSE ANY MORE THAN REQUESTED. IF MORE RESPONSES ARE CHOSEN, DATA CANNOT BE INCLUDED IN ANALYSIS.

SECTION A: GENERAL ISSUES FACING MAURITANIA

A1. In general would you say that Mauritania is headed in ... ?	
1	The right direction
2	The wrong direction
3	Not sure

**SECTION A: GENERAL ISSUES**

A2. Listed below are a number of development priorities in Mauritania.			
Please identify which of the following you consider the most important development priorities in Mauritania? (Choose no more than THREE)			
1	Social protection (e.g., pensions, targeted social assistance)	17	Education
2	Food security	18	Poverty reduction
3	Public sector governance/reform (i.e., government effectiveness, public financial management, public expenditure, fiscal system reform)	19	Energy
4	Global/regional integration	20	Transport (e.g., roads, bridges, transportation)
5	Gender equity	21	Climate change (e.g., mitigation, adaptation)
6	Private sector development	22	Agricultural development
7	Foreign direct investment	23	Trade and exports
8	Water and sanitation	24	Crime and violence
9	Anti corruption	25	Economic growth
10	Job creation/employment	26	Law and justice (e.g., judicial system)
11	Rural development	27	Regulatory framework
12	Financial markets	28	Communicable/non-communicable diseases
13	Urban development	29	Natural resource management (e.g., oil, gas, mining)
14	Environmental sustainability	30	Disaster management
15	Equality of opportunity (i.e., equity)	31	Information and communications technology
16	Health		

A3. Poverty reduction is a broad term that encompasses work in many different areas.			
Which THREE areas of development listed below do you believe would contribute most to reducing poverty in Mauritania? (Choose no more than THREE)			
1	Water and sanitation	16	Anti corruption
2	Equality of opportunity (i.e., equity)	17	Private sector development
3	Economic growth	18	Foreign direct investment
4	Climate change (e.g., mitigation, adaptation)	19	Education
5	Global/regional integration	20	Energy
6	Gender equity	21	Public sector governance/reform (i.e., government effectiveness, public financial management, public expenditure, fiscal system reform)
7	Rural development	22	Natural resource management (e.g., oil, gas, mining)
8	Urban development	23	Environmental sustainability
9	Regulatory framework	24	Disaster management
10	Social protection (e.g., pensions, targeted social assistance)	25	Health
11	Law and justice (e.g., judicial system)	26	Agricultural development
12	Transport (e.g., roads, bridges, transportation)	27	Job creation/employment
13	Crime and violence	28	Financial markets
14	Communicable/non-communicable diseases	29	Trade and exports
15	Information and communications technology	30	Food security

**SECTION A: GENERAL ISSUES**

A4. The World Bank Group’s “Shared Prosperity” goal captures two key elements, economic growth and equity. It will seek to foster income growth among the bottom 40 percent of a country’s population. Improvement in the Shared Prosperity Indicator requires growth and well-being of the less well-off. When thinking about the idea of “shared prosperity” in your country, which of the following TWO best illustrate how this would be achieved in Mauritania? (Choose no more than TWO)

1	Better employment opportunities for young people
2	Better employment opportunities for women
3	Greater access to micro-finance for the poor
4	Greater voice and participation for citizens to help ensure greater accountability
5	Greater access to health and nutrition for citizens
6	Better entrepreneurial opportunities (i.e., to start small and medium sized businesses)
7	A growing middle class
8	Better opportunity for the poor who live in rural areas
9	Better opportunity for the poor who live in urban areas
10	Consistent economic growth
11	More reliable social safety net
12	Greater equity of fiscal policy
13	Education and training that better ensure job opportunity
14	Better quality public services
15	Strengthening the rule of law
16	Other (please specify): _____

PLEASE NOTE: IN SOME CASES THE SURVEY WILL ASK FOR A SPECIFIC NUMBER OF RESPONSES. PLEASE DO NOT CHOOSE ANY MORE THAN REQUESTED. IF MORE RESPONSES ARE CHOSEN, DATA CANNOT BE INCLUDED IN ANALYSIS.

**SECTION B: OVERALL ATTITUDES TOWARD THE WORLD BANK GROUP**

B1. How familiar are you with the work of the World Bank Group in Mauritania?										
1	2	3	4	5	6	7	8	9	10	
Not familiar at all									Extremely familiar	

B2. Overall, please rate your impression of the World Bank Group's effectiveness in Mauritania.										
1	2	3	4	5	6	7	8	9	10	<input type="checkbox"/>
Not effective at all									Very effective	Don't know

B3. To what extent do you believe the World Bank Group's staff is well prepared (e.g., skills and knowledge) to help Mauritania solve its most complicated development challenges?										
1	2	3	4	5	6	7	8	9	10	<input type="checkbox"/>
To no degree at all									To a very significant degree	Don't know

B4. When thinking about how the World Bank Group can have the most impact on development results in Mauritania, in which sectoral areas do you believe the World Bank Group should focus most of its resources (financial and knowledge services) in Mauritania? (Choose no more than THREE)			
1	Social protection (e.g., pensions, targeted social assistance)	17	Equality of opportunity (i.e., equity)
2	Crime and violence	18	Private sector development
3	Transport (e.g., roads, bridges, transportation)	19	Water and sanitation
4	Agricultural development	20	Food security
5	Global/regional integration	21	Climate change (e.g., mitigation, adaptation)
6	Gender equity	22	Poverty reduction
7	Public sector governance/reform (i.e., government effectiveness, public financial management, public expenditure, fiscal system reform)	23	Trade and exports
8	Health	24	Economic growth
9	Rural development	25	Law and justice (e.g., judicial system)
10	Foreign direct investment	26	Regulatory framework
11	Education	27	Communicable/non-communicable diseases
12	Energy	28	Natural resource management (e.g., oil, gas, mining)
13	Job creation/employment	29	Anti corruption
14	Financial markets	30	Information and communications technology
15	Urban development	31	Disaster management
16	Environmental sustainability		

**SECTION B: OVERALL ATTITUDES TOWARD THE WORLD BANK GROUP**

B5. When thinking about the World Bank Group's role, which activity do you believe is of greatest VALUE and which activity is of second greatest value in Mauritania?		Greatest Value (Choose only ONE)	Second Greatest Value (Choose only ONE)
1	Convening/facilitating	<input type="checkbox"/>	<input type="checkbox"/>
2	Data	<input type="checkbox"/>	<input type="checkbox"/>
3	Policy advice, studies, analyses	<input type="checkbox"/>	<input type="checkbox"/>
4	Financial resources	<input type="checkbox"/>	<input type="checkbox"/>
5	Capacity development	<input type="checkbox"/>	<input type="checkbox"/>
6	Technical assistance	<input type="checkbox"/>	<input type="checkbox"/>
7	Mobilizing third party financial resources	<input type="checkbox"/>	<input type="checkbox"/>
8	Coordination of development partners	<input type="checkbox"/>	<input type="checkbox"/>
9	Linkage to non-Bank expertise (i.e., South-South knowledge sharing)	<input type="checkbox"/>	<input type="checkbox"/>
10	Other (please specify): _____	<input type="checkbox"/>	<input type="checkbox"/>

How EFFECTIVE do you believe the World Bank Group is in terms of the capacity building work it does in each of the following areas in Mauritania? (If you have NO exposure to/experience in any of the areas listed below, please respond "Don't know")													
		Not effective at all										Very effective	Don't know
		1	2	3	4	5	6	7	8	9	10		
B6	Project implementation (or other organizational strengthening)											<input type="checkbox"/>	
B7	Citizen engagement (incorporating citizens' voices into development)											<input type="checkbox"/>	
B8	Policy design (for clarity and better incentives to achieve development goals)											<input type="checkbox"/>	

When thinking about how to improve capacity building in Mauritania to help ensure better development results, looking forward, how IMPORTANT is it for the World Bank Group to be involved in the following aspects of capacity building? (If you have NO exposure to/experience in any of the areas listed below, please respond "Don't know")													
		Not important at all										Very important	Don't know
		1	2	3	4	5	6	7	8	9	10		
B9	Project implementation (or other organizational strengthening)											<input type="checkbox"/>	
B10	Citizen engagement (incorporating citizens' voices into development)											<input type="checkbox"/>	
B11	Policy design (for clarity and better incentives to achieve development goals)											<input type="checkbox"/>	

**SECTION B: OVERALL ATTITUDES TOWARD THE WORLD BANK GROUP****B12. Which of the following do you identify as the World Bank Group's greatest WEAKNESSES in its work in Mauritania? (Choose no more than TWO)**

1	Staff too inaccessible
2	Not exploring alternative policy options
3	Not collaborating enough with stakeholders outside the Government
4	Its advice and strategies do not lend themselves to practical problem solving
5	Not enough public disclosure of its work
6	Arrogant in its approach
7	Not client focused
8	The credibility of its knowledge/data
9	World Bank Group's processes too complex
10	Not willing to honestly criticize policies and reform efforts in the country
11	Too influenced by shareholder countries
12	Imposing technocratic solutions without regard to political realities
13	World Bank Group's processes too slow (e.g., too bureaucratic in its operational policies and procedures)
14	Not aligned with other development partners' work
15	Not aligned with country priorities
16	Not adequately sensitive to political/social realities in Mauritania
17	Other (please specify): _____
18	Don't know

B13. Which World Bank Group's instruments do you believe are the MOST effective in reducing poverty in Mauritania? (Choose no more than TWO)

1	Trust Fund management
2	Knowledge products/services (analytical work, studies, surveys, etc.)
3	Investment lending (financing specific projects)
4	Technical assistance (advice, best practice, international experience, etc.)
5	Capacity development
6	Policy based lending / budget support to the Government
7	Multi-sectoral approaches
8	Other (please specify): _____
9	Don't know

B14. To what extent do you believe that the World Bank Group's work and support help the poorest in Mauritania? (Select only ONE response)

1	To a fully sufficient degree
2	To a somewhat sufficient degree
3	To a somewhat insufficient degree
4	To a very insufficient degree
5	Don't know

**SECTION B: OVERALL ATTITUDES TOWARD THE WORLD BANK GROUP**

**B15. In addition to the regular relations with the national government, which TWO of the following groups should the World Bank Group collaborate with more in your country?
(Choose no more than TWO)**

1	Academia/think tanks/research institutes	7	NGOs/Community Based Organizations (CBOs)
2	Community of development partners	8	Youth/university groups
3	Media	9	Beneficiaries
4	Local Government	10	Foundations
5	Private sector	11	Other (please specify): _____
6	Parliament	12	Don't know

To what extent do you agree with the following statements about the World Bank Group's work in Mauritania?

		Strongly disagree										Strongly agree	Don't know
B16	Overall the World Bank Group currently plays a relevant role in development in Mauritania	1	2	3	4	5	6	7	8	9	10		<input type="checkbox"/>
B17	The World Bank Group's work is aligned with what I consider the development priorities for Mauritania	1	2	3	4	5	6	7	8	9	10		<input type="checkbox"/>
B18	The World Bank Group supports programs and strategies that are realistic for Mauritania	1	2	3	4	5	6	7	8	9	10		<input type="checkbox"/>
B19	The World Bank Group treats clients and stakeholders in Mauritania with respect	1	2	3	4	5	6	7	8	9	10		<input type="checkbox"/>

To what extent is the World Bank Group an effective development partner in Mauritania, in terms of each of the following?

		To no degree at all										To a very significant degree	Don't know
B20	Responsiveness	1	2	3	4	5	6	7	8	9	10		<input type="checkbox"/>
B21	Flexibility (in terms of the institution's products and services)	1	2	3	4	5	6	7	8	9	10		<input type="checkbox"/>
B22	Flexibility (in terms of changing country circumstances)	1	2	3	4	5	6	7	8	9	10		<input type="checkbox"/>
B23	Being inclusive	1	2	3	4	5	6	7	8	9	10		<input type="checkbox"/>
B24	Openness (sharing data and other information)	1	2	3	4	5	6	7	8	9	10		<input type="checkbox"/>
B25	Staff accessibility	1	2	3	4	5	6	7	8	9	10		<input type="checkbox"/>
B26	Straightforwardness and honesty	1	2	3	4	5	6	7	8	9	10		<input type="checkbox"/>
B27	Ease of access to the people at the World Bank Group who are making decisions important to my work	1	2	3	4	5	6	7	8	9	10		<input type="checkbox"/>
B28	Collaboration with civil society	1	2	3	4	5	6	7	8	9	10		<input type="checkbox"/>
B29	Collaboration with the Government	1	2	3	4	5	6	7	8	9	10		<input type="checkbox"/>
B30	Collaboration with other donors and development partners	1	2	3	4	5	6	7	8	9	10		<input type="checkbox"/>
B31	Collaboration with the private sector	1	2	3	4	5	6	7	8	9	10		<input type="checkbox"/>
B32	The speed in which it gets things accomplished on the ground	1	2	3	4	5	6	7	8	9	10		<input type="checkbox"/>
B33	Being a long-term partner	1	2	3	4	5	6	7	8	9	10		<input type="checkbox"/>

**SECTION B: OVERALL ATTITUDES TOWARD THE WORLD BANK GROUP**

B34. To be a more effective development partner in Mauritania, do you believe that the World Bank Group should have... ? (Select only ONE response)

<input type="checkbox"/> More local presence	<input type="checkbox"/> The current level of local presence is adequate	<input type="checkbox"/> Less local presence	<input type="checkbox"/> Don't know
--	--	--	-------------------------------------

B35. When World Bank Group assisted reform efforts fail or are slow to take place, which of the following would you attribute this to? (Choose no more than TWO)

1	The World Bank Group does not do adequate follow through/follow-up
2	Poor coordination of development partners
3	The World Bank Group is not sensitive enough to political/social realities on the ground
4	Lack of/inadequate levels of capacity in Government
5	There is not an adequate level of citizen/civil society participation
6	The World Bank Group works too slowly
7	The Government works inefficiently
8	Political pressures and obstacles
9	Reforms are not well thought out in light of country challenges
10	Other (please specify): _____

**SECTION C: WORLD BANK GROUP'S EFFECTIVENESS AND RESULTS**

C1. In your opinion, how IMPORTANT is it for the World Bank Group to be involved in the following areas of development in Mauritania?													
		Not important at all										Very important	Don't know
		1	2	3	4	5	6	7	8	9	10		
1	Anti corruption	1	2	3	4	5	6	7	8	9	10	<input type="checkbox"/>	
2	Information and communications technology	1	2	3	4	5	6	7	8	9	10	<input type="checkbox"/>	
3	Transport (e.g., roads, bridges, transportation)	1	2	3	4	5	6	7	8	9	10	<input type="checkbox"/>	
4	Crime and violence	1	2	3	4	5	6	7	8	9	10	<input type="checkbox"/>	
5	Law and justice (e.g., judicial system)	1	2	3	4	5	6	7	8	9	10	<input type="checkbox"/>	
6	Urban development	1	2	3	4	5	6	7	8	9	10	<input type="checkbox"/>	
7	Environmental sustainability	1	2	3	4	5	6	7	8	9	10	<input type="checkbox"/>	
8	Regulatory framework	1	2	3	4	5	6	7	8	9	10	<input type="checkbox"/>	
9	Communicable/non-communicable diseases	1	2	3	4	5	6	7	8	9	10	<input type="checkbox"/>	
10	Poverty reduction	1	2	3	4	5	6	7	8	9	10	<input type="checkbox"/>	
11	Gender equity	1	2	3	4	5	6	7	8	9	10	<input type="checkbox"/>	
12	Private sector development	1	2	3	4	5	6	7	8	9	10	<input type="checkbox"/>	
13	Foreign direct investment	1	2	3	4	5	6	7	8	9	10	<input type="checkbox"/>	
14	Water and sanitation	1	2	3	4	5	6	7	8	9	10	<input type="checkbox"/>	
15	Trade and exports	1	2	3	4	5	6	7	8	9	10	<input type="checkbox"/>	
16	Economic growth	1	2	3	4	5	6	7	8	9	10	<input type="checkbox"/>	
17	Energy	1	2	3	4	5	6	7	8	9	10	<input type="checkbox"/>	
18	Disaster management	1	2	3	4	5	6	7	8	9	10	<input type="checkbox"/>	
19	Public sector governance/reform (i.e., government effectiveness, public financial management, public expenditure, fiscal system reform)	1	2	3	4	5	6	7	8	9	10	<input type="checkbox"/>	
20	Job creation/employment	1	2	3	4	5	6	7	8	9	10	<input type="checkbox"/>	
21	Financial markets	1	2	3	4	5	6	7	8	9	10	<input type="checkbox"/>	
22	Equality of opportunity (i.e., equity)	1	2	3	4	5	6	7	8	9	10	<input type="checkbox"/>	
23	Health	1	2	3	4	5	6	7	8	9	10	<input type="checkbox"/>	
24	Rural development	1	2	3	4	5	6	7	8	9	10	<input type="checkbox"/>	
25	Global/regional integration	1	2	3	4	5	6	7	8	9	10	<input type="checkbox"/>	
26	Food security	1	2	3	4	5	6	7	8	9	10	<input type="checkbox"/>	
27	Education	1	2	3	4	5	6	7	8	9	10	<input type="checkbox"/>	
28	Social protection (e.g., pensions, targeted social assistance)	1	2	3	4	5	6	7	8	9	10	<input type="checkbox"/>	
29	Climate change (e.g., mitigation, adaptation)	1	2	3	4	5	6	7	8	9	10	<input type="checkbox"/>	
30	Agricultural development	1	2	3	4	5	6	7	8	9	10	<input type="checkbox"/>	
31	Natural resource management (e.g., oil, gas, mining)	1	2	3	4	5	6	7	8	9	10	<input type="checkbox"/>	

**SECTION C: WORLD BANK GROUP'S EFFECTIVENESS AND RESULTS**

C2. How EFFECTIVE do you believe the World Bank Group is in terms of the work it does in the following areas of development in Mauritania? *(If you have NO exposure to/experience in working in any of the sectors listed below, please respond "Don't know")*

		Not effective at all										Very effective	Don't know
1	Information and communications technology	1	2	3	4	5	6	7	8	9	10		<input type="checkbox"/>
2	Transport (e.g., roads, bridges, transportation)	1	2	3	4	5	6	7	8	9	10		<input type="checkbox"/>
3	Urban development	1	2	3	4	5	6	7	8	9	10		<input type="checkbox"/>
4	Environmental sustainability	1	2	3	4	5	6	7	8	9	10		<input type="checkbox"/>
5	Poverty reduction	1	2	3	4	5	6	7	8	9	10		<input type="checkbox"/>
6	Gender equity	1	2	3	4	5	6	7	8	9	10		<input type="checkbox"/>
7	Private sector development	1	2	3	4	5	6	7	8	9	10		<input type="checkbox"/>
8	Water and sanitation	1	2	3	4	5	6	7	8	9	10		<input type="checkbox"/>
9	Economic growth	1	2	3	4	5	6	7	8	9	10		<input type="checkbox"/>
10	Energy	1	2	3	4	5	6	7	8	9	10		<input type="checkbox"/>
11	Public sector governance/reform (i.e., government effectiveness, public financial management, public expenditure, fiscal system reform)	1	2	3	4	5	6	7	8	9	10		<input type="checkbox"/>
12	Job creation/employment	1	2	3	4	5	6	7	8	9	10		<input type="checkbox"/>
13	Health	1	2	3	4	5	6	7	8	9	10		<input type="checkbox"/>
14	Rural development	1	2	3	4	5	6	7	8	9	10		<input type="checkbox"/>
15	Food security	1	2	3	4	5	6	7	8	9	10		<input type="checkbox"/>
16	Education	1	2	3	4	5	6	7	8	9	10		<input type="checkbox"/>
17	Social protection (e.g., pensions, targeted social assistance)	1	2	3	4	5	6	7	8	9	10		<input type="checkbox"/>
18	Agricultural development	1	2	3	4	5	6	7	8	9	10		<input type="checkbox"/>
19	Natural resource management (e.g., oil, gas, mining)	1	2	3	4	5	6	7	8	9	10		<input type="checkbox"/>

**SECTION C: WORLD BANK GROUP'S EFFECTIVENESS AND RESULTS**

C3. Where are the World Bank Group's decisions made primarily that support the program in Mauritania? (Select only ONE response)	
1	At the Headquarters (in Washington D.C.)
2	In the country
3	Don't know

C4. To what extent does the World Bank Group's work help to achieve development results in Mauritania?											
1	2	3	4	5	6	7	8	9	10	<input type="checkbox"/>	
To no degree at all									To a very significant degree		Don't know

To what extent do you agree with the following statements about the World Bank Group in Mauritania?												
		Strongly disagree								Strongly agree		Don't know
C5	The World Bank Group's financial instruments (i.e., Adaptable Program Loan, Investment Project Financing, Technical Assistance Loan, Specific Investment Loan, Development Policy Loan, Trust Funds, Program for Result, etc.) meet the needs of Mauritania	1	2	3	4	5	6	7	8	9	10	<input type="checkbox"/>
C6	The World Bank Group meets Mauritania's needs for knowledge services (e.g., research, analysis, data, technical assistance)	1	2	3	4	5	6	7	8	9	10	<input type="checkbox"/>

C7. To what extent do you believe the World Bank Group measures and corrects its work in real time in Mauritania?											
1	2	3	4	5	6	7	8	9	10	<input type="checkbox"/>	
To no degree at all									To a very significant degree		Don't know

PLEASE NOTE: IN SOME CASES THE SURVEY WILL ASK FOR A SPECIFIC NUMBER OF RESPONSES. PLEASE DO NOT CHOOSE ANY MORE THAN REQUESTED. IF MORE RESPONSES ARE CHOSEN, DATA CANNOT BE INCLUDED IN ANALYSIS.



SECTION D: THE WORLD BANK GROUP'S KNOWLEDGE WORK AND ACTIVITIES (i.e., ANALYSIS, STUDIES, RESEARCH, DATA, REPORTS, CONFERENCES)

D1. How frequently do you consult World Bank Group's knowledge work and activities in the work you do?

1	Weekly
2	Monthly
3	A few times a year
4	Rarely
5	Never

In Mauritania, to what extent do you believe that the World Bank Group's knowledge work and activities:

		To no degree at all										To a very significant degree	Don't know
D2	Are timely	1	2	3	4	5	6	7	8	9	10		<input type="checkbox"/>
D3	Include appropriate level of stakeholder involvement during preparation	1	2	3	4	5	6	7	8	9	10		<input type="checkbox"/>
D4	Lead to practical solutions	1	2	3	4	5	6	7	8	9	10		<input type="checkbox"/>
D5	Are accessible (well written and easy to understand)	1	2	3	4	5	6	7	8	9	10		<input type="checkbox"/>
D6	Are source of relevant information on global good practices	1	2	3	4	5	6	7	8	9	10		<input type="checkbox"/>
D7	Are adequately disseminated	1	2	3	4	5	6	7	8	9	10		<input type="checkbox"/>
D8	Are translated enough into local language	1	2	3	4	5	6	7	8	9	10		<input type="checkbox"/>
D9	Are adaptable to Mauritania's specific development challenges and country circumstances	1	2	3	4	5	6	7	8	9	10		<input type="checkbox"/>

D10. Overall, how significant a contribution do you believe the World Bank Group's knowledge work and activities make to development results in your country?

1	2	3	4	5	6	7	8	9	10	<input type="checkbox"/>
Not significant at all									Very significant	Don't know

D11. Overall, how would you rate the technical quality of the World Bank Group's knowledge work and activities?

1	2	3	4	5	6	7	8	9	10	<input type="checkbox"/>
Very low technical quality									Very high technical quality	Don't know

**SECTION E: WORKING WITH THE WORLD BANK GROUP**

To what extent do you agree/disagree with the following statements?												
		Strongly disagree										Strongly agree
		1	2	3	4	5	6	7	8	9	10	Don't know
E1	The World Bank Group disburses funds promptly	1	2	3	4	5	6	7	8	9	10	<input type="checkbox"/>
E2	The World Bank Group effectively monitors and evaluates the projects and programs it supports	1	2	3	4	5	6	7	8	9	10	<input type="checkbox"/>
E3	The World Bank Group's approvals and reviews are done in a timely fashion	1	2	3	4	5	6	7	8	9	10	<input type="checkbox"/>
E4	The World Bank Group's "Safeguard Policy" requirements are reasonable	1	2	3	4	5	6	7	8	9	10	<input type="checkbox"/>
E5	The World Bank Group's conditions on its lending are reasonable	1	2	3	4	5	6	7	8	9	10	<input type="checkbox"/>
E6	The World Bank Group takes decisions quickly in Mauritania	1	2	3	4	5	6	7	8	9	10	<input type="checkbox"/>
E7	Working with the World Bank Group increases Mauritania's institutional capacity	1	2	3	4	5	6	7	8	9	10	<input type="checkbox"/>
E8	Where country systems (e.g., procurement, financial management, etc.) are adequate, the World Bank Group makes appropriate use of them	1	2	3	4	5	6	7	8	9	10	<input type="checkbox"/>
E9	The World Bank Group provides effective implementation support (i.e., supervision of projects)	1	2	3	4	5	6	7	8	9	10	<input type="checkbox"/>

E10. To what extent do you believe that the World Bank Group's work helps to find solutions that promote private public partnerships in Mauritania?

1	2	3	4	5	6	7	8	9	10	<input type="checkbox"/>
To no degree at all									To a very significant degree	Don't know

E11. Which of the following best describes the way the World Bank Group operates in Mauritania? (Select only one response)

1	The World Bank Group takes too much risk in Mauritania
2	The World Bank Group does not take enough risk in Mauritania
3	The World Bank Group's approach to risk is appropriate
4	Don't know

E12. Which of the following best describes the WBG's support in Mauritania? (Select only one response)

1	The World Bank Group is sufficiently selective and focuses on the most important development challenges in Mauritania
2	The World Bank Group is not sufficiently selective in Mauritania, and it is involved in too many areas of development
3	Don't know

**SECTION F: THE FUTURE ROLE OF THE WORLD BANK GROUP IN MAURITANIA**

F1. How significant a role do you believe the World Bank Group SHOULD play in Mauritania's development in the near future?											
1	2	3	4	5	6	7	8	9	10	<input type="checkbox"/>	
Not a significant role at all									Very significant role		Don't know

F2. Which of the following SHOULD the World Bank Group do to make itself of greater value in Mauritania? (Choose no more than TWO)	
1	Provide more adequate data/knowledge/statistics/figures on Mauritania's economy
2	Ensure greater selectivity in its work
3	Offer more innovative financial products
4	Improve the competitiveness of its financing compared to markets (e.g., cost, timeliness, other terms)
5	Reach out more to groups outside of Government
6	Work faster
7	Improve the quality of its experts as related to Mauritania's specific challenges
8	Offer more innovative knowledge services
9	Collaborate more effectively with Government clients (e.g., national, state, local)
10	Increase the level of capacity development in the country
11	Reduce the complexity of obtaining World Bank Group financing
12	Other (please specify): _____

F3. When considering the combination of services that the World Bank Group offers in Mauritania, and taking into account its limited level of resources, which ONE of the following do you believe the World Bank Group should offer more of in Mauritania? (Select only ONE response)	
1	Financial services
2	Knowledge products
3	Convening services
4	None of the above
5	The combination is appropriate for Mauritania
6	Don't know

**SECTION G: COMMUNICATION AND INFORMATION SHARING****G1. How do you get most of your information about economic and social development issues in Mauritania? (Choose no more than TWO)**

1	Periodicals (e.g., journals, magazines)	6	International television
2	International newspapers	7	Local newspapers
3	Local radio	8	Internet
4	International radio	9	Social media (blogs, Facebook, Twitter, YouTube, Flickr)
5	Local television	10	Other (please specify): _____

G2. How would you prefer to receive information from the World Bank Group? (Choose no more than TWO)

1	Direct contact with World Bank Group (i.e., face to face meetings/discussions)	5	World Bank Group's website
2	e-Newsletters	6	Social media (blogs, Facebook, Twitter, YouTube, Flickr)
3	World Bank Group's seminars/workshops/conferences	7	Mobile phones
4	World Bank Group's publications and other written materials	8	Other (please specify): _____

G3	Are you aware of the World Bank Group's Access to Information Policy under which the Bank will now disclose any information in its possession that is not on a list of exceptions?	Yes	No
G4	Have you requested information from the World Bank Group on its activities in the past year? (If YES please go to Question G5; if NO please go to G6)	Yes	No
G5	Were you able to obtain this information?	Yes	No
G6	Do you have access to the Internet?	Yes	No
G7	Do you use/have you used the World Bank Group website (www.worldbank.org/mauritania)?	Yes	No
G8	Do you currently consult the World Bank Group social media sites (e.g., blogs, Facebook, Twitter, YouTube, Flickr)?	Yes	No

G9. Which Internet connection do you use primarily when visiting a World Bank Group website?

1	High speed/WiFi
2	Dial-up

Please rate how much you agree with the following statements.

		Strongly disagree										Strongly agree	Don't know
G10	I find the World Bank Group's websites easy to navigate. (Only answer if you have used a World Bank Group website)	1	2	3	4	5	6	7	8	9	10		<input type="checkbox"/>
G11	I find the information on the World Bank Group's websites useful. (Only answer if you have used a World Bank Group website)	1	2	3	4	5	6	7	8	9	10		<input type="checkbox"/>
G12	The World Bank Group's social media channels (e.g., blogs, Facebook, Twitter, YouTube, Flickr) are valuable sources of information about the institution	1	2	3	4	5	6	7	8	9	10		<input type="checkbox"/>
G13	When I need information from the World Bank Group I know how to find it (e.g., whom to call, where to reach them, etc.)	1	2	3	4	5	6	7	8	9	10		<input type="checkbox"/>
G14	The World Bank Group is responsive to my information requests and inquiries	1	2	3	4	5	6	7	8	9	10		<input type="checkbox"/>

**SECTION H: BACKGROUND INFORMATION**

H1. Which of the following best describes your current position? (Select only ONE response)			
1	Office of the President, Prime Minister	11	NGO/Community Based Organization
2	Office of Minister	12	Media (press, radio, TV, web, etc.)
3	Office of Parliamentarian	13	Independent Government Institution (i.e., Regulatory Agency, Central Bank/oversight institution)
4	Employee of a Ministry, Ministerial Department or Implementation Agency	14	Trade Union
5	Project Management Unit (PMU) overseeing implementation of project/ Consultant/Contractor working on World Bank Group supported project/program	15	Faith-Based Group
6	Local Government Office or Staff	16	Youth Group
7	Bilateral/Multilateral Agency	17	Academia/Research Institute/Think Tank
8	Private Sector Organization	18	Judiciary Branch
9	Private Foundation	19	Other (please specify): _____
10	Financial Sector/Private Bank		

H2. Please identify the primary specialization of your work. (Select only ONE response)			
1	Water	13	Transport and ICT
2	Social protection and labor	14	Urban, rural, and social development
3	Fragility, conflict and violence	15	Governance
4	Environment and natural resources	16	Poverty
5	Public-private partnerships	17	Job creation
6	Education	18	Agribusiness, forestry
7	Health, nutrition, and population	19	Climate change
8	Energy and extractives	20	Legislative corps
9	Macroeconomics and fiscal management	21	Fishing
10	Trade and competitiveness	22	Communication and information services
11	Finance, markets, insurance and banking	23	Generalist (specialized in multiple sectors)
12	Gender	24	Other (please specify): _____

H3. Which one of the following best describes your level of interaction with the World Bank Group in your country? (Select only ONE response)	
1	I currently collaborate with the World Bank Group
2	I have previously collaborated with the World Bank Group
3	Both of the above (I currently collaborate and previously have collaborated with the World Bank Group)
4	I have never collaborated with the World Bank Group

**SECTION H: BACKGROUND INFORMATION**

H4. Which of the following agencies of the World Bank Group do you primarily engage with in Mauritania? (Select only ONE response)

- | | |
|---|---|
| 1 | The World Bank (IDA) |
| 2 | The Multilateral Investment Guarantee Agency (MIGA) |
| 3 | Other (please specify): _____ |

H5. Which of the following describes most of your exposure to the World Bank Group in Mauritania? (Choose no more than TWO)

- | | |
|---|---|
| 1 | Observer (i.e., follow in media, discuss in informal conversations, etc.) |
| 2 | Use World Bank Group reports/data |
| 3 | Engage in World Bank Group related/sponsored events/activities |
| 4 | Collaborate as part of my professional duties |
| 5 | Use World Bank Group website for information, data, research, etc. |

H6. What's your gender?

- | | |
|---|--------|
| 1 | Female |
| 2 | Male |

H7. Which best represents your geographic location?

- | | |
|---|---|
| 1 | Nouakchott |
| 2 | Outside Nouakchott (South and Senegal River Region) |
| 3 | Outside Nouakchott (North Region) |
| 4 | Outside Nouakchott (East Region) |
| 5 | Outside Nouakchott (West Region: Hodh Echargui, Hodh El Gharbi, Assaba) |

Thank you for completing the survey!