

Uganda

Uganda Bureau of Statistics, Government of Uganda

National Panel Survey 2013-2014

Study Documentation

March 29, 2022

Metadata Production

Metadata Producer(s)	Development Data Group (DECDG) , The World Bank , Documentation of the DDI
Version	Version 02 (March 2022) Consumption aggregate update. Replaced UNPS 2013-14 Consumption Aggregate.dta with pov2013_14.dta
Identification	DDI_UGA_2013_UNPS_v01_M_WB

Table of Contents

Overview.....	4
Scope & Coverage.....	4
Producers & Sponsors.....	6
Sampling.....	6
Data Collection.....	7
Accessibility.....	7
Rights & Disclaimer.....	8
Files Description.....	9
GSEC1.....	9
GSEC2.....	9
GSEC3.....	9
GSEC4.....	9
GSEC5.....	9
GSEC6 1.....	9
GSEC6 2.....	10
GSEC6 3.....	10
GSEC8 1.....	10
GSEC9 1.....	10
GSEC9 2.....	10
GSEC10 1.....	11
GSEC10 2.....	11
GSEC10 3.....	11
GSEC11A.....	11
GSEC11B.....	11
gsec12.....	11
GSEC12 1.....	12
GSEC14A.....	12
GSEC14B.....	13
GSEC15.....	13
GSEC15B.....	13
GSEC15BB 2.....	13
GSEC15BB 3.....	13
GSEC15BB.....	14
GSEC15C.....	14
GSEC15D.....	14
GSEC15E.....	14
GSEC16.....	14
GSEC17 1.....	14
GSEC17 2.....	15
GSEC17 3.....	15
GSEC17 4.....	15
GSEC19.....	15
WSEC1A.....	15
WSEC2.....	15
WSEC3.....	16
WSEC4.....	16
WSEC5.....	16
AGSEC1.....	16
AGSEC2A.....	16
AGSEC2B.....	17
AGSEC3A.....	17
AGSEC3B.....	17
AGSEC4A.....	17
AGSEC4B.....	17

AGSEC5A.....	17
AGSEC5B.....	18
AGSEC6A_1.....	18
AGSEC6A.....	18
AGSEC6B_1.....	18
AGSEC6B.....	18
AGSEC6C_1.....	18
AGSEC6C.....	19
AGSEC7.....	19
AGSEC8A.....	19
AGSEC8B.....	19
AGSEC8C.....	19
AGSEC9.....	19
AGSEC9A.....	20
AGSEC10.....	20
AGSEC11.....	20
CSEC1A.....	20
CSEC2A.....	20
CSEC2B.....	20
CSEC2C.....	21
CSEC2C_1.....	21
CSEC3.....	21
CSEC3A.....	21
CSEC3B.....	21
CSEC3C.....	21
CSEC3D.....	22
CSEC3E.....	22
CSEC3F.....	22
CSEC3G.....	22
CSEC3H.....	22
CSEC3I.....	22
CSEC3J.....	23
CSEC3K.....	23
CSEC3K_1.....	23
CSEC3L.....	23
CSEC4A.....	23
CSEC4B.....	24
CSEC4C.....	24
CSEC4D.....	24
CSEC4D_1.....	24
CSEC4E.....	24
CSEC4F.....	24
CSEC4G.....	25
CSEC4H.....	25
CSEC4H_1.....	25
CSEC4I.....	25
CSEC4J.....	25
CSEC4K_1.....	25
CSEC4L.....	26
CSEC4M.1.....	26
CSEC4N.....	26
CSEC4O.....	26
CSEC4P.....	26
CSEC4Q.....	26
CSEC4R.....	27
CSEC5.....	27

CSEC5A.....	27
CSEC5B.....	27
CSEC5C.....	27
CSEC5D.....	27
CSEC5E.....	28
CSEC6A.....	28
CSEC6B.....	28
CSEC6C.....	28
CSEC6D.....	28
CSEC6E.....	29
pov2013_14.....	29
Variables List.....	31
GSEC1.....	31
GSEC2.....	31
GSEC3.....	32
GSEC4.....	34
GSEC5.....	35
GSEC6_1.....	36
GSEC6_2.....	38
GSEC6_3.....	38
GSEC8_1.....	38
GSEC9_1.....	44
GSEC9_2.....	46
GSEC10_1.....	46
GSEC10_2.....	47
GSEC10_3.....	47
GSEC11A.....	48
GSEC11B.....	48
gsec12.....	49
GSEC12_1.....	51
GSEC14A.....	51
GSEC14B.....	51
GSEC15.....	52
GSEC15B.....	52
GSEC15BB_2.....	53
GSEC15BB_3.....	54
GSEC15BB.....	54
GSEC15C.....	54
GSEC15D.....	55
GSEC15E.....	55
GSEC16.....	56
GSEC17_1.....	56
GSEC17_2.....	57
GSEC17_3.....	57
GSEC17_4.....	57
GSEC19.....	58
WSEC1A.....	59
WSEC2.....	60
WSEC3.....	60
WSEC4.....	61
WSEC5.....	62
AGSEC1.....	63
AGSEC2A.....	64
AGSEC2B.....	66
AGSEC3A.....	68
AGSEC3B.....	71

AGSEC4A.....	73
AGSEC4B.....	74
AGSEC5A.....	75
AGSEC5B.....	78
AGSEC6A_1.....	80
AGSEC6A.....	80
AGSEC6B_1.....	82
AGSEC6B.....	82
AGSEC6C_1.....	84
AGSEC6C.....	84
AGSEC7.....	86
AGSEC8A.....	89
AGSEC8B.....	89
AGSEC8C.....	90
AGSEC9.....	91
AGSEC9A.....	92
AGSEC10.....	93
AGSEC11.....	94
CSEC1A.....	94
CSEC2A.....	95
CSEC2B.....	96
CSEC2C.....	98
CSEC2C_1.....	98
CSEC3.....	99
CSEC3A.....	99
CSEC3B.....	100
CSEC3C.....	101
CSEC3D.....	101
CSEC3E.....	102
CSEC3F.....	102
CSEC3G.....	103
CSEC3H.....	104
CSEC3I.....	104
CSEC3J.....	105
CSEC3K.....	105
CSEC3K_1.....	107
CSEC3L.....	108
CSEC4A.....	109
CSEC4B.....	109
CSEC4C.....	111
CSEC4D.....	111
CSEC4D_1.....	112
CSEC4E.....	112
CSEC4F.....	113
CSEC4G.....	114
CSEC4H.....	114
CSEC4H_1.....	115
CSEC4I.....	115
CSEC4J.....	116
CSEC4K_1.....	116
CSEC4L.....	116
CSEC4M.1.....	117
CSEC4N.....	118
CSEC4O.....	118
CSEC4P.....	118
CSEC4Q.....	119

CSEC4R.....	120
CSEC5.....	121
CSEC5A.....	121
CSEC5B.....	122
CSEC5C.....	123
CSEC5D.....	123
CSEC5E.....	124
CSEC6A.....	124
CSEC6B.....	125
CSEC6C.....	126
CSEC6D.....	126
CSEC6E.....	128
pov2013_14.....	130
Variables Description.....	132
GSEC1.....	133
GSEC2.....	165
GSEC3.....	174
GSEC4.....	195
GSEC5.....	202
GSEC6_1.....	206
GSEC6_2.....	220
GSEC6_3.....	221
GSEC8_1.....	240
GSEC9_1.....	499
GSEC9_2.....	506
GSEC10_1.....	520
GSEC10_2.....	523
GSEC10_3.....	524
GSEC11A.....	527
GSEC11B.....	537
gsec12.....	548
GSEC12_1.....	585
GSEC14A.....	586
GSEC14B.....	588
GSEC15.....	589
GSEC15B.....	590
GSEC15BB_2.....	598
GSEC15BB_3.....	599
GSEC15BB.....	600
GSEC15C.....	603
GSEC15D.....	606
GSEC15E.....	608
GSEC16.....	609
GSEC17_1.....	614
GSEC17_2.....	617
GSEC17_3.....	635
GSEC17_4.....	653
GSEC19.....	656
WSEC1A.....	657
WSEC2.....	682
WSEC3.....	684
WSEC4.....	688
WSEC5.....	697
AGSEC1.....	703
AGSEC2A.....	736
AGSEC2B.....	743

AGSEC3A	791
AGSEC3B	799
AGSEC4A	808
AGSEC4B	816
AGSEC5A	824
AGSEC5B	834
AGSEC6A_1	845
AGSEC6A	846
AGSEC6B_1	884
AGSEC6B	885
AGSEC6C_1	891
AGSEC6C	892
AGSEC7	897
AGSEC8A	910
AGSEC8B	912
AGSEC8C	915
AGSEC9	917
AGSEC9A	922
AGSEC10	924
AGSEC11	928
CSEC1A	930
CSEC2A	983
CSEC2B	1008
CSEC2C	1044
CSEC2C_1	1068
CSEC3	1092
CSEC3A	1139
CSEC3B	1166
CSEC3C	1193
CSEC3D	1220
CSEC3E	1249
CSEC3F	1275
CSEC3G	1302
CSEC3H	1330
CSEC3I	1356
CSEC3J	1396
CSEC3K	1429
CSEC3K_1	1461
CSEC3L	1497
CSEC4A	1523
CSEC4B	1572
CSEC4C	1603
CSEC4D	1630
CSEC4D_1	1659
CSEC4E	1691
CSEC4F	1729
CSEC4G	1758
CSEC4H	1785
CSEC4H_1	1854
CSEC4I	1892
CSEC4J	1918
CSEC4K_1	1944
CSEC4L	1972
CSEC4M.1	2006
CSEC4N	2034
CSEC4O	2060

CSEC4P.....	2086
CSEC4Q.....	2119
CSEC4R.....	2153
CSEC5.....	2180
CSEC5A.....	2211
CSEC5B.....	2239
CSEC5C.....	2267
CSEC5D.....	2294
CSEC5E.....	2325
CSEC6A.....	2361
CSEC6B.....	2402
CSEC6C.....	2431
CSEC6D.....	2457
CSEC6E.....	2488
pov2013_14.....	2518

National Panel Survey 2013-2014 (UNPS 2013-14)

Overview	
Type	Living Standards Measurement Study [hh/lsm]
Identification	UGA_2013_UNPS_v02_M
Series	The 2013/14 Uganda National Panel Survey (UNPS) is the fourth multi-topic panel household survey conducted in Uganda and follows surveys carried out in 2009/10, 2010/11 and 2011/12. The UNPS is carried out annually, over a twelve-month period on a nationally representative sample of households.
<p>Abstract</p> <p>The UNPS aims at producing annual estimates in key policy areas and at providing a platform for experimenting with and assessing of national policies and programs. Explicitly, the objectives of the UNPS include:</p> <ol style="list-style-type: none"> 1. To provide information required for monitoring the National Development Strategy, of major programs such as National Agricultural Advisory Services (NAADS) and General Budget Support, and also to provide information to the compilation of the National Accounts (e.g. agricultural production); 2. To provide high quality nationally representative information on income dynamics at the household level and provide annual information on service delivery and consumption expenditure estimates to monitor poverty and service outcomes in interim years of other national survey efforts, such as the Uganda National Household Survey (UNHS), Uganda Demographic and Health Survey (UDHS) and National Service Delivery Surveys (NSDS); 3. To provide a framework for low-cost experimentation with different policy interventions to e.g. reduce teacher absenteeism, improve ante- and post-natal care, or assessing the effect of agricultural input subsidies; 4. To provide a framework for policy oriented analysis and capacity building substantiated with the UGDR and support to other research which will feed into the Annual Policy Implementation Review; and 5. To facilitate randomized impact evaluations of interventions whose effects cannot currently be readily assessed through the existing system of national household surveys. 	
Kind of Data	Sample survey data [ssd]
Unit of Analysis	<ul style="list-style-type: none"> - Household - Individual - Community

Scope & Coverage

Scope

The Uganda National Panel Survey 2013-2014 covered the following topics:

HOUSEHOLD

- Household identification particulars (including interviewers' staff details and survey time)
- Household roster
- General information on household members
- Education (all persons 3 years and above)
- Health
- Child nutrition and health (for all children 0-59 months old)
- Labor force status (for all household members 10 years and above)
- Housing conditions, water and sanitation
- Energy use
- Other household income in the past 12 months
- Non-agricultural household enterprise/ activities
- Household assets
 - o Historical record of household assets
- Household consumption expenditure

- o Part A: Number of household members present
- o Part B: Food, beverage, and tobacco (during the last 7 days)
- o Part C: Non-durable goods and frequently purchased services (during the last 30 days)
- o Part D: Semi-durable goods and durable goods and service (during the last 365 days)
- o Part E: Non-consumption expenditure
 - Shocks and coping strategies
 - Welfare and food security
 - Link with the Agriculture Questionnaire

WOMAN

- Household identification particulars
- Age and marital status
- Contraception
- Fertility
- Unmet need for family planning

AGRICULTURE

- Household identification particulars (including interviewers' staff details and survey time)
- Current land holdings
- o Land that the household has access through use rights
 - Agricultural and labor inputs
 - Crops grown and types of seeds used
 - Quantification of production
 - Cattle and pack animals
 - Small animals
 - Poultry and others
 - Livestock inputs
- o Livestock production - meat
- o Livestock production - milk
- o Livestock production - eggs
 - Animal power
 - Extension services
 - Farm implements and machinery

COMMUNITY/ FACILITY

- Community identification particulars (including interviewers' staff details and survey time)
- Service availability
- Client satisfaction with health facilities (with reference to the health facility)
- Water and sanitation
- Education (primary education)
 - o Availability of facilities at the school
 - o Condition of toilet facilities
 - o water facilities at the school
 - o Payment for services by parents/ guardians at the school
 - o Academic performance of the pupils
 - o Incidence of leaving school pre-maturely
 - o School meetings
 - o Staffing position of the school
 - o Supervision/ monitoring of the school during the last 12 months
 - o Problems/ constraints faced by the school
 - o Learner attendance, teacher presence and qualifications and other classroom elements
 - o Accountability in the school
- Health services
 - o Work at night
 - o Availability of equipment/ services at the facility
 - o Services offered by the health facility

- o Common diseases reported at health facility
- o Common stock outs reported at health facility
- o Items brought by patients visiting the health facility
- o Deliveries at the facility
- o Validation of HMIS
- o Epidemic reporting
- o General operations
- o Sanitary facilities available at the health facility
- o Access to water at the health facility
- o Factors limiting provision of health services
- o Supervision/ monitoring of health facility
- o Village health teams
- o Staffing at the facility
- o Accountability in the health facility
- Works and transport
- o Infrastructure (roads/bridges/culverts) availability and condition
- o Maintenance and repair of infrastructure
- o Funding for maintenance of roads/bridges/culverts
- o Constraints faced in the maintenance and repairs of roads
- o Accountability in the sub county and rating of overall performance of the sub count
- Community characteristics
- o Community groups
- o NGOs in the community
- o Community needs, actions and achievements
- o Communal resource management

Time Period(s)	2013-2014
Countries	Uganda
Geographic Coverage National coverage	

Producers & Sponsors	
Primary Investigator(s)	Uganda Bureau of Statistics, Government of Uganda
Other Producer(s)	World Bank Living Standards Measurement Study - Integrated Surveys on Agriculture (LSMS-ISA) , Provided technical support Government of Netherlands (GovNLD) , Provided technical support
Funding Agency/ies	Government of Uganda (GovUGA) , Funded the study World Bank Living Standards Measurement Study - Integrated Surveys on Agriculture (LSMS-ISA) , Funded the study Government of Netherlands (GovNLD) , Funded the study

Sampling
<p>Sampling Procedure</p> <p>Starting in 2009/10, the UNPS has been set out to track and re interview 3,123 households that were distributed over 322 enumeration areas (EAs), selected out of the 783 EAs that had been visited by the Uganda National Household Survey (UNHS) in 2005/06. The UNPS EAs covered all 34 EAs visited by the UNHS 2005/06 in Kampala District, and 72 EAs (58 rural and 14 urban) in each of the (i) Central Region with the exception of Kampala District, (ii) Eastern Region, (iii) Western Region, and (iv) Northern Region.</p>

Within each stratum, the UNPS EAs were selected from the UNHS 2005/06 EAs with equal probability, and with implicit stratification by urban/rural and district (in this order), except for the rural portions of the ten districts that were oversampled by the UNHS 2005/06. In these districts, the probabilities were deflated, to bring them back to the levels originally intended. Since IDP camps were mostly unoccupied, the extra EAs in IDP camps were not a part of the UNPS subsample. This allocation strives for reasonably reliable estimates for the rural portion of each region, and for the set of urban areas out of Kampala as a whole, as well as the best possible estimates for Kampala that can be expected from a subsample of the UNHS 2005/06. Therefore, the UNPS strata of representativeness included (i) Kampala City, (ii) Other Urban Areas, (iii) Central Rural, (iv) Eastern Rural, (v) Western Rural, and (vi) Northern Rural.

Weighting

The sampling weights were developed in eight steps:

- 1) Incorporate the probability of selection into the UNPS;
- 2) Derive fair-share weights for composition changes;
- 3) Pool the weights in (1) and (2) together;
- 4) Derive attrition adjusted weights for all individuals, including split-off households, then aggregate these weights to the household level;
- 5) Post-stratify the pooled weights to known population totals

For further details on sampling weight construction, see Basic Information Document - section 4 (UNPS 2013/14 Panel Weights).

Data Collection

Data Collection Dates	start 2013-09 end 2014-08
Data Collection Mode	Face-to-face [f2f]

Data Collection Notes

The survey was conducted in two visits to the same household (in the course of 12 months) in order to better capture agricultural outcomes associated with the two cropping seasons of the country.

Questionnaires

Four questionnaires were used to collect the survey data.

- 1) Household Questionnaire
- 2) Woman Questionnaire,
- 3) Agriculture Questionnaire, (administered to the subset of UNPS households engaged in agricultural activities), and
- 4) Community Questionnaire

Accessibility

Contact(s)	Uganda Bureau of Statistics , www.ubos.org , ubos@ubos.org
-------------------	---

Citation Requirements

Use of the dataset must be acknowledged using a citation which would include:

- the Identification of the Primary Investigator
- the title of the survey (including country, acronym and year of implementation)
- the survey reference number
- the source and date of download

Example:

Uganda Bureau of Statistics. Uganda- National Panel Survey (UNPS) 2013-2014, Ref. UGA_2013_UNPS_v02_M. Dataset downloaded from [url] on [date].

Rights & Disclaimer

Disclaimer

The user of the data acknowledges that the original collector of the data, the authorized distributor of the data, and the relevant funding agency bear no responsibility for use of the data or for interpretations or inferences based upon such uses.

Files Description

Dataset contains 113 file(s)

GSEC1	
# Cases	3119
# Variable(s)	20
<u>File Content</u> Household level data - HH Questionnaire Section 1A: Household Identification Particulars	

GSEC2	
# Cases	17396
# Variable(s)	20
<u>File Content</u> Household member (usual and regular members) level data - HH Questionnaire Section 2: Household Roster	

GSEC3	
# Cases	17378
# Variable(s)	25
<u>File Content</u> Household member (usual and regular members) level data - HH Questionnaire Section 3: General Information on Household Members	

GSEC4	
# Cases	15691
# Variable(s)	29
<u>File Content</u> Household member (usual and regular members) level data - HH Questionnaire Section 4: Education (All Persons 3 Years and above)	

GSEC5	
# Cases	17256
# Variable(s)	15
<u>File Content</u> Household member (usual and regular members) level data - HH Questionnaire Section 5: Health	

GSEC6_1	
# Cases	2583

# Variable(s)	36
<u>File Content</u> Household member (children age 0-59 months old) level data - HH Questionnaire Section 6: Child Nutrition and Health (for all children 0-59 months old)	

GSEC6_2	
# Cases	14567
# Variable(s)	5
<u>File Content</u> Household member (children age 0-59 months old) level data - HH Questionnaire Section 6 (question 18): Child Nutrition and Health (for all children 0-59 months old)	

GSEC6_3	
# Cases	5686
# Variable(s)	5
<u>File Content</u> Household member (children age 0-59 months old) level data - HH Questionnaire Section 6 (question 23): Child Nutrition and Health (for all children 0-59 months old)	

GSEC8_1	
# Cases	14751
# Variable(s)	115
<u>File Content</u> Household member (usual and regular members) level data - HH Questionnaire Section 8: Labour Force Status (for all household members 10 years and above)	

GSEC9_1	
# Cases	3119
# Variable(s)	31
<u>File Content</u> Household level data - HH Questionnaire Section 9: Housing Conditions, Water and Sanitation	

GSEC9_2	
# Cases	2743
# Variable(s)	4
<u>File Content</u> Household level data - HH Questionnaire Section 9: Housing Conditions, Water and Sanitation, question 15	

GSEC10_1	
# Cases	3117
# Variable(s)	17
<u>File Content</u> Household level data - HH Questionnaire Section 10: Energy Use	

GSEC10_2	
# Cases	28045
# Variable(s)	4
<u>File Content</u> Household stove type level data - HH Questionnaire Section 10 (question 8): Energy Use	

GSEC10_3	
# Cases	24928
# Variable(s)	11
<u>File Content</u> Household fuel type level data - HH Questionnaire Section 10 (questions 13 to 17): Energy Use	

GSEC11A	
# Cases	3118
# Variable(s)	10
<u>File Content</u> Household level data - most important source of earnings - HH Questionnaire Section 11: Other Household Income in the past 12 months	

GSEC11B	
# Cases	43637
# Variable(s)	9
<u>File Content</u> Household income type level data - HH Questionnaire Section 11: Other Household Income in the past 12 months	

gsec12	
# Cases	3442
# Variable(s)	35
<u>File Content</u> Household level data - HH Questionnaire Section 12	

Notes

Contains UNPS 2010\11 HH Questionnaire Section 6 data stemming from all questions, with the exception of 18 & 23, that were also asked in UNPS 2009\10.

Contains UNPS 2010\11 HH Questionnaire Section 6 data stemming from question 18 that was also asked in UNPS 2009\10. The item is at the individual-treatment-level.

Contains UNPS 2010\11 HH Questionnaire Section 6 data stemming from question 23 that was also asked in UNPS 2009\10.

Contains UNPS 2010\11 HH Questionnaire Section 7 data stemming from all questions, with the exception of 9, that were also asked in UNPS 2009\10.

Contains UNPS 2010\11 HH Questionnaire Section 7 Question 9. In UNPS 2009\2010, Question 9 aimed to capture the "main" measure that was taken to improve [NAME]'s performance of activities in the last 12 months. In UNPS 2010\11, Question 9 is now asked at the individual-rehabilitation measure-level, meaning for each possible rehabilitation measure, individual is probed for whether it was undertaken or not.

Contains UNPS 2010\11 HH Questionnaire Section 8 data stemming from all questions, with the exception of 67, that were also asked in UNPS 2009\10. The changes in the content and order of questions were accommodated by adding an appropriate suffix to the end of variable name in order to yield a datastructure that was comparable to the 2009\10 counterpart.

Contains UNPS 2010\11 HH Questionnaire Section 9 data stemming from all questions, with the exception of 15, that were also asked in UNPS 2009\10.

Contains UNPS 2010\11 HH Questionnaire Section 9 data stemming from question 15 that was also asked in UNPS 2009\10. The file is at household-water collector-level.

Contains UNPS 2010\11 HH Questionnaire Section 10 data stemming from all questions, with the exception of 8, that were also asked in UNPS 2009\10.

Contains UNPS 2010\11 HH Questionnaire Section 10 data stemming from question 8 that was also asked in UNPS 2009\10. The file is at the household-stove type-level.

Contains UNPS 2010\11 HH Questionnaire Section 13 data stemming from all questions, with the exception of 1-3 & 5-12, that were also asked in UNPS 2009\10.

Contains UNPS 2010\11 HH Questionnaire Section 13 data stemming from questions 1-3 & 5-12 that were also asked in UNPS 2009\10. The file is at the household-financial act-level.

Contains UNPS 2010\11 HH Questionnaire Section 17 data stemming from all questions, with the exception of 10 & 11, that were also asked in UNPS 2009\10.

Contains UNPS 2010\11 HH Questionnaire Section 17 data stemming from question 11. The file is at the household-food shortage reason-level.

Contains UNPS 2010\11 HH Questionnaire Section 18 data stemming from all questions, with the exception of 7-11, that were also asked in UNPS 2009\10.

Contains UNPS 2010\11 HH Questionnaire Section 18 data stemming from questions 9-11. The file is at the household-activity-level.

Contains UNPS 2010\11 HH Questionnaire Section 18 data stemming from questions 7 & 8. The file is at the household-level.

Contains UNPS 2010\11 HH Questionnaire Section 17 data stemming from question 10. The file is at the household-month-level.

GSEC12_1

# Cases	3115
# Variable(s)	4
File Content	
Household level data	
- HH Questionnaire Section 12: Non-Agricultural Household Enterprises/Activities	

GSEC14A

# Cases	68587
# Variable(s)	13

File Content

Household asset level data

- HH Questionnaire Section 14A: Household Assets

GSEC14B

Cases 24946

Variable(s) 6

File Content

Household asset level data

- HH Questionnaire Section 14B: Historical record of Household Assets

GSEC15

Cases 3119

Variable(s) 10

File Content

Household level data

- HH Questionnaire Section 15: Household Consumption Expenditure; Part A: Number of household members present in the last 7 days

GSEC15B

Cases 50422

Variable(s) 19

File Content

Household consumption item/ product level data

- HH Questionnaire Section 15: Household Consumption Expenditure; Part B: Food, Beverage, and Tobacco (During the Last 7 Days)

GSEC15BB_2

Cases 3119

Variable(s) 3

File Content

Household level data

- HH Questionnaire Section 15: Household Consumption Expenditure; Part B: Food Fortification

GSEC15BB_3

Cases 18803

Variable(s) 5

File Content

Data on meals taken by the household

GSEC15BB	
# Cases	15594
# Variable(s)	10
<u>File Content</u> Household consumption item/ product level data - HH Questionnaire Section 15: Household Consumption Expenditure; Part B: Food, Beverage, and Tobacco (During the Last 7 Days)	

GSEC15C	
# Cases	34136
# Variable(s)	12
<u>File Content</u> Household consumption item/ product level data - HH Questionnaire Section 15: Household Consumption Expenditure; Part C: Non-Durable Goods and Frequently Purchased Services (During the last 30 days)	

GSEC15D	
# Cases	28813
# Variable(s)	7
<u>File Content</u> Household consumption item/ product level data - HH Questionnaire Section 15: Household Consumption Expenditure; Part D: Semi-Durable Goods and Durable Goods and Service (During the last 365 days)	

GSEC15E	
# Cases	2898
# Variable(s)	5
<u>File Content</u> Household consumption item/ product level data - HH Questionnaire Section 15: Household Consumption Expenditure; Part E: Non-consumption Expenditure	

GSEC16	
# Cases	62133
# Variable(s)	14
<u>File Content</u> Household distress event level data - HH Questionnaire Section 16: Shocks & Coping Strategies	

GSEC17_1	
# Cases	3114
# Variable(s)	11

File Content

Household level data

- HH Questionnaire Section 17: Welfare and Food Security

GSEC17_2

Cases 8749

Variable(s) 4

File Content

Data on months when household did not have enough food

- HH Questionnaire Section 17 (question 10): Welfare and Food Security

GSEC17_3

Cases 10202

Variable(s) 4

File Content

Data on reasons household faced food shortage

- HH Questionnaire Section 17 (question 11): Welfare and Food Security

GSEC17_4

Cases 40209

Variable(s) 16

File Content

Household level data

- HH Questionnaire Section 17 (questions 12 to 26): Welfare and Food Security

GSEC19

Cases 3119

Variable(s) 4

File Content

Household level data

- HH Questionnaire Section 19: Link with the Agriculture Questionnaire

WSEC1A

Cases 1878

Variable(s) 27

File Content

Individual (woman aged 15-49) level data

- Woman Questionnaire Section 1A: Household identification particulars

WSEC2

Cases 1837

# Variable(s)	10
<u>File Content</u> Individual (woman aged 15-49) level data - Woman Questionnaire Section 2: Age and marital status	

WSEC3	
# Cases	2906
# Variable(s)	21
<u>File Content</u> Individual (woman aged 15-49) level data - Woman Questionnaire Section 3: Contraception	

WSEC4	
# Cases	2900
# Variable(s)	32
<u>File Content</u> Individual (woman aged 15-49) level data - Woman Questionnaire Section 4: Fertility	

WSEC5	
# Cases	2900
# Variable(s)	26
<u>File Content</u> Individual (woman aged 15-49) level data - Woman Questionnaire Section 5: Unmet need for family planning	

AGSEC1	
# Cases	2495
# Variable(s)	27
<u>File Content</u> Agricultural household level data - Agriculture Questionnaire Section 1A: Household identification particulars - Agriculture Questionnaire Section 1B: Staff details and survey time	

AGSEC2A	
# Cases	4142
# Variable(s)	39
<u>File Content</u> Agricultural household - parcel level data - Agriculture Questionnaire Section 2A: Current land holdings , first and second visit	

AGSEC2B	
# Cases	1294
# Variable(s)	33
<u>File Content</u> Agricultural household - parcel level data - Agriculture Questionnaire Section 2B: Land that the household has access through use rights	

AGSEC3A	
# Cases	7550
# Variable(s)	49
<u>File Content</u> Agricultural household - plot level data - Agriculture Questionnaire Section 3A: Agricultural and labor inputs - first visit	

AGSEC3B	
# Cases	6756
# Variable(s)	51
<u>File Content</u> Agricultural household - plot level data - Agriculture Questionnaire Section 3B: Agricultural and labor inputs - second visit	

AGSEC4A	
# Cases	10550
# Variable(s)	26
<u>File Content</u> Agricultural household - crop level data - Agriculture Questionnaire Section 4A: Crops grown and types of seeds used - first visit	

AGSEC4B	
# Cases	9146
# Variable(s)	23
<u>File Content</u> Agricultural household - crop level data - Agriculture Questionnaire Section 4B: Crops grown and types of seeds used - second visit	

AGSEC5A	
# Cases	10774
# Variable(s)	47
<u>File Content</u> Agricultural household - crop level data - Agriculture Questionnaire Section 5A: Quantification of production - first visit	

AGSEC5B	
# Cases	10424
# Variable(s)	46
<u>File Content</u> Agricultural household - crop level data - Agriculture Questionnaire Section 5B: Quantification of production - second visit	

AGSEC6A_1	
# Cases	2495
# Variable(s)	4
<u>File Content</u> Agricultural household level data - Agriculture Questionnaire Section 6A (question 1): Cattle and pack animals	

AGSEC6A	
# Cases	8364
# Variable(s)	31
<u>File Content</u> Agricultural household - livestock type level data - Agriculture Questionnaire Section 6A: Cattle and pack animals	

AGSEC6B_1	
# Cases	2495
# Variable(s)	4
<u>File Content</u> Agricultural household level data - Agriculture Questionnaire Section 6B (question 1): Small animals	

AGSEC6B	
# Cases	12847
# Variable(s)	31
<u>File Content</u> Agricultural household - livestock type level data - Agriculture Questionnaire Section 6B: Small animals	

AGSEC6C_1	
# Cases	2495
# Variable(s)	4
<u>File Content</u> Agricultural household level data - Agriculture Questionnaire Section 6C: Poultry and others	

AGSEC6C	
# Cases	6444
# Variable(s)	31
<u>File Content</u> Agricultural household - livestock type level data - Agriculture Questionnaire Section 6C: Poultry and others	

AGSEC7	
# Cases	24842
# Variable(s)	57
<u>File Content</u> Agricultural household - livestock type level data - Agriculture Questionnaire Section 7: Livestock inputs	

AGSEC8A	
# Cases	3596
# Variable(s)	11
<u>File Content</u> Agricultural household - livestock type level data - Agriculture Questionnaire Section 8A: Livestock production - meat	

AGSEC8B	
# Cases	1928
# Variable(s)	16
<u>File Content</u> Agricultural household - livestock type level data - Agriculture Questionnaire Section 8B: Livestock production - milk	

AGSEC8C	
# Cases	1308
# Variable(s)	11
<u>File Content</u> Agricultural household - livestock type level data - Agriculture Questionnaire Section 8C: Livestock production - eggs	

AGSEC9	
# Cases	14919
# Variable(s)	25
<u>File Content</u> Agricultural household at source of extension services level data - Agriculture Questionnaire Section 9: Extension services	

AGSEC9A	
# Cases	2487
# Variable(s)	9
<u>File Content</u> Agricultural household level data - Agriculture Questionnaire Section 9 (questions 11 to 16): Extension services	

AGSEC10	
# Cases	54711
# Variable(s)	14
<u>File Content</u> Agricultural household at farm implement type level data - Agriculture Questionnaire Section 10: Farm implements and machinery	

AGSEC11	
# Cases	3607
# Variable(s)	11
<u>File Content</u> Agricultural household - livestock type level data - Agriculture Questionnaire Section 11: Animal power	

CSEC1A	
# Cases	3394
# Variable(s)	33
<u>File Content</u> Community level data - Community Questionnaire Section 1A: Identification particulars - Community Questionnaire Section 1B: Staff details and survey time	

CSEC2A	
# Cases	10065
# Variable(s)	15
<u>File Content</u> Community level data - Community Questionnaire Section 2A: Availability of service in the LC1	

CSEC2B	
# Cases	325
# Variable(s)	38
<u>File Content</u> Community level data	

- Community Questionnaire Section 2B: Client satisfaction with health facilities

CSEC2C	
# Cases	306
# Variable(s)	14
<u>File Content</u> Community level data - Community Questionnaire Section 2C (questions 15 to 22): Water and sanitation	

CSEC2C_1	
# Cases	2754
# Variable(s)	11
<u>File Content</u> Community level data - Community Questionnaire Section 2C (questions 23 to 25): Water and sanitation	

CSEC3	
# Cases	290
# Variable(s)	11
<u>File Content</u> Community level data - Community Questionnaire Section 3: Education	

CSEC3A	
# Cases	1535
# Variable(s)	13
<u>File Content</u> Community level education data - Community Questionnaire Section 3A: Availability of facilities at school	

CSEC3B	
# Cases	307
# Variable(s)	17
<u>File Content</u> Community level education data - Community Questionnaire Section 3A: Availability of facilities at school	

CSEC3C	
# Cases	2456
# Variable(s)	13
<u>File Content</u>	

Community level education data
 - Community Questionnaire Section 3C: Water facilities at the school

CSEC3D

Cases 3070

Variable(s) 12

File Content

Community level education data
 - Community Questionnaire Section 3D: Payment for services by parents/guardians at the school

CSEC3E

Cases 570

Variable(s) 17

File Content

Community level education data
 - Community Questionnaire Section 3E: Academic performance of the pupils

CSEC3F

Cases 691

Variable(s) 13

File Content

Community level education data
 - Community Questionnaire Section 3F: Incidence of leaving school pre-maturely

CSEC3G

Cases 1595

Variable(s) 17

File Content

Community level education data
 - Community Questionnaire Section 3G: School meetings

CSEC3H

Cases 957

Variable(s) 11

File Content

Community level education data
 - Community Questionnaire Section 3G: Staffing position of the school

CSEC3I

Cases 1595

Variable(s) 16

File Content

Community level education data

- Community Questionnaire Section 3I: Supervision/ monitoring of the school during the last 12 months

CSEC3J

Cases 4605

Variable(s) 10

File Content

Community level education data

- Community Questionnaire Section 3J: Problems/ constraints faced by the school

CSEC3K

Cases 2233

Variable(s) 39

File Content

Community level education data

- Community Questionnaire Section 3K: Learner attendance, teacher presence and qualifications and other classroom elements

Notes

Teachers names (variables "C3KQ52" and "C3KQ52_V2") has been replace with missing.

CSEC3K_1

Cases 324

Variable(s) 30

File Content

Community level education data

- Community Questionnaire Section 3K (question 64): Learner attendance, teacher presence and qualifications and other classroom elements

CSEC3L

Cases 309

Variable(s) 10

File Content

Community level education data

- Community Questionnaire Section 3L: Accountability in the school

CSEC4A

Cases 308

Variable(s) 21

File Content

Community level health services data

- Community Questionnaire Section 4A: Work at night

CSEC4B	
# Cases	308
# Variable(s)	35
<u>File Content</u> Community level health services data - Community Questionnaire Section 4B: Availability of equipment/ services at the facility	

CSEC4C	
# Cases	3696
# Variable(s)	10
<u>File Content</u> Community level health services data - Community Questionnaire Section 4C: Services offered by the health facility	

CSEC4D	
# Cases	308
# Variable(s)	19
<u>File Content</u> Community level health services data - Community Questionnaire Section 4D: Common diseases reported at health facility	

CSEC4D_1	
# Cases	501
# Variable(s)	10
<u>File Content</u> Community level health services data - Community Questionnaire Section 4D (question 59): Common diseases reported at health facility	

CSEC4E	
# Cases	3840
# Variable(s)	15
<u>File Content</u> Community level health services data - Community Questionnaire Section 4E: Common stock outs reported at health facility	

CSEC4F	
# Cases	308
# Variable(s)	18
<u>File Content</u> Community level health services data - Community Questionnaire Section 4F: Items brought by patients visiting the health facility	

CSEC4G	
# Cases	315
# Variable(s)	12
<u>File Content</u> Community level health services data - Community Questionnaire Section 4G: Deliveries at the facility	

CSEC4H	
# Cases	1848
# Variable(s)	23
<u>File Content</u> Community level health services data - Community Questionnaire Section 4H: Validation of HMIS	

CSEC4H_1	
# Cases	308
# Variable(s)	9
<u>File Content</u> Community level health services data - Community Questionnaire Section 4H (question 87): Validation of HMIS	

CSEC4I	
# Cases	308
# Variable(s)	9
<u>File Content</u> Community level health services data - Community Questionnaire Section 4I: Epidemic reporting	

CSEC4J	
# Cases	308
# Variable(s)	9
<u>File Content</u> Community level health services data - Community Questionnaire Section 4J: General operations	

CSEC4K_1	
# Cases	2156
# Variable(s)	11
<u>File Content</u> Community level health services data - Community Questionnaire Section 4K_1: Access to water at the health facility	

CSEC4L	
# Cases	4620
# Variable(s)	10
<u>File Content</u> Community level health services data - Community Questionnaire Section 4M: Factors limiting provision of health services	

CSEC4M.1	
# Cases	960
# Variable(s)	15
<u>File Content</u> Community level health services data - Community Questionnaire Section 4N: Supervision/ monitoring of health facility	

CSEC4N	
# Cases	308
# Variable(s)	8
<u>File Content</u> Community level health services data - Community Questionnaire Section 4O: Village health teams	

CSEC4O	
# Cases	2560
# Variable(s)	11
<u>File Content</u> Community level health services data - Community Questionnaire Section 4P: Staffing at the facility	

CSEC4P	
# Cases	3126
# Variable(s)	22
<u>File Content</u> Community level health services data - Community Questionnaire Section 4P (List of all medical staff who work at the facility): Staffing at the facility	
<u>Notes</u> Medical staff names (variable C4PQ117_V2") has been replace with missing.	

CSEC4Q	
# Cases	325
# Variable(s)	29

File Content

Community level health services data

- Community Questionnaire Section 4Q: Initiative to curb absentees in the facility

CSEC4R

Cases 308

Variable(s) 11

File Content

Community level health services data

- Community Questionnaire Section 4R: Accountability in the health facility

CSEC5

Cases 311

Variable(s) 10

File Content

Community level works and transport data

- Community Questionnaire Section 5: Details of respondent (sub-county chief)

CSEC5A

Cases 1553

Variable(s) 14

File Content

Community level works and transport data

- Community Questionnaire Section 5A: Infrastructure (roads/bridges/culverts) availability and condition

CSEC5B

Cases 1547

Variable(s) 16

File Content

Community level works and transport data

- Community Questionnaire Section 5B: Maintenance and repair of infrastructure

CSEC5C

Cases 1540

Variable(s) 12

File Content

Community level works and transport data

- Community Questionnaire Section 5C: Funding for maintenance of roads/bridges/culverts

CSEC5D

Cases 2787

# Variable(s)	11
<u>File Content</u> Community level works and transport data - Community Questionnaire Section 5D: Constraints faced in the maintenance and repairs of roads	

CSEC5E	
# Cases	311
# Variable(s)	14
<u>File Content</u> Community level works and transport data - Community Questionnaire Section 5E: Accountability in the sub county and rating of overall performance of the sub count	

CSEC6A	
# Cases	312
# Variable(s)	17
<u>File Content</u> Community level data - Community Questionnaire Section 6A: Community characteristics	

CSEC6B	
# Cases	4030
# Variable(s)	15
<u>File Content</u> Community level data - Community Questionnaire Section 6B: Community groups	

CSEC6C	
# Cases	370
# Variable(s)	13
<u>File Content</u> Community level data - Community Questionnaire Section 6C: NGOs in the community	

CSEC6D	
# Cases	3410
# Variable(s)	32
<u>File Content</u> Community level data - Community Questionnaire Section 6D: Community needs, actions and achievements	

CSEC6E	
# Cases	1550
# Variable(s)	30
<u>File Content</u> Community level data - Community Questionnaire Section 6E: Communal resource management	

pov2013_14	
# Cases	3118
# Variable(s)	17
<u>File Content</u> Consumption aggregate data	
<u>Notes</u> Contains UNPS 2010\11 HH Questionnaire Section 6 data stemming from all questions, with the exception of 18 & 23, that were also asked in UNPS 2009\10. Contains UNPS 2010\11 HH Questionnaire Section 6 data stemming from question 18 that was also asked in UNPS 2009\10. The item is at the individual-treatment-level. Contains UNPS 2010\11 HH Questionnaire Section 6 data stemming from question 23 that was also asked in UNPS 2009\10. Contains UNPS 2010\11 HH Questionnaire Section 7 data stemming from all questions, with the exception of 9, that were also asked in UNPS 2009\10. Contains UNPS 2010\11 HH Questionnaire Section 7 Question 9. In UNPS 2009\2010, Question 9 aimed to capture the "main" measure that was taken to improve [NAME]'s performance of activities in the last 12 months. In UNPS 2010\11, Question 9 is now asked at the individual-rehabilitation measure-level, meaning for each possible rehabilitation measure, individual is probed for whether it was undertaken or not. Contains UNPS 2010\11 HH Questionnaire Section 8 data stemming from all questions, with the exception of 67, that were also asked in UNPS 2009\10. The changes in the content and order of questions were accommodated by adding an appropriate suffix to the end of variable name in order to yield a datastructure that was comparable to the 2009\10 counterpart. Contains UNPS 2010\11 HH Questionnaire Section 9 data stemming from all questions, with the exception of 15, that were also asked in UNPS 2009\10. Contains UNPS 2010\11 HH Questionnaire Section 9 data stemming from question 15 that was also asked in UNPS 2009\10. The file is at household-water collector-level. Contains UNPS 2010\11 HH Questionnaire Section 10 data stemming from all questions, with the exception of 8, that were also asked in UNPS 2009\10. Contains UNPS 2010\11 HH Questionnaire Section 10 data stemming from question 8 that was also asked in UNPS 2009\10. The file is at the household-stove type-level. Contains UNPS 2010\11 HH Questionnaire Section 13 data stemming from all questions, with the exception of 1-3 & 5-12, that were also asked in UNPS 2009\10. Contains UNPS 2010\11 HH Questionnaire Section 13 data stemming from questions 1-3 & 5-12 that were also asked in UNPS 2009\10. The file is at the household-financial act-level. Contains UNPS 2010\11 HH Questionnaire Section 17 data stemming from all questions, with the exception of 10 & 11, that were also asked in UNPS 2009\10. Contains UNPS 2010\11 HH Questionnaire Section 17 data stemming from question 11. The file is at the household-food shortage reason-level. Contains UNPS 2010\11 HH Questionnaire Section 18 data stemming from all questions, with the exception of 7-11, that were also asked in UNPS 2009\10. Contains UNPS 2010\11 HH Questionnaire Section 18 data stemming from questions 9-11. The file is at the household-activity-level. Contains UNPS 2010\11 HH Questionnaire Section 18 data stemming from questions 7 & 8. The file is at the household-level.	

Contains UNPS 2010\11 HH Questionnaire Section 17 data stemming from question 10. The file is at the household-month-level.

Variables List

Dataset contains 2102 variable(s)

File GSEC1							
#	Name	Label	Type	Format	Valid	Invalid	Question
1	HHID	Household Unique Identifier in 2013/14	discrete	character-12	3119	0	-
2	HHID_old	Household Identifier to Link Data to Previous Waves (2005/06 - 2011/12)	discrete	numeric-19.0	1833	1286	-
3	rotate	Household Rotation Status	discrete	numeric-1.0	3119	0	-
4	result_c_.	Interview completion status	discrete	numeric-1.0	3119	0	-
5	h1aq1a	District of residence in 2013/14	continuous	numeric-3.0	3119	0	-
6	h1aq3a	County/Subcounty of Residence in 2013/14	continuous	numeric-6.0	3119	0	-
7	h1aq3b	LC2 Name in 2013/14	discrete	character-26	3119	0	-
8	h1aq4a	Parish of Residence in 2013/14	continuous	numeric-8.0	3118	1	-
9	h1aq4b	LC3 Name in 2013/14	discrete	character-27	3118	0	-
10	region	Region of Residence in 2013/14	discrete	numeric-1.0	3119	0	-
11	regurb	RegionxRural/Urban	discrete	numeric-2.0	3119	0	-
12	sregion	Sub-Region of Residence in 2013/14	discrete	numeric-2.0	3119	0	-
13	urban	Urban/Rural Identifier	discrete	numeric-1.0	3119	0	-
14	ea	Enumeration area	continuous	numeric-3.0	3119	0	-
15	wgt_X	Cross-Sectional Weight for UNPS 2013/14 - Applies to All	continuous	numeric-16.0	3119	0	-
16	wgt	Panel Weight for UNPS 2013/14 - Applies to Only Those Interviewed Before 2013/14	continuous	numeric-11.0	1974	1145	-
17	year	Year when the interview was completed	discrete	numeric-4.0	3119	0	-
18	month	Month when the interview was completed	discrete	numeric-2.0	3119	0	-
19	day	Day when the interview was completed	discrete	character-2	3119	0	-
20	DynID	Dynasty ID	discrete	numeric-5.0	3119	0	-

File GSEC2							
#	Name	Label	Type	Format	Valid	Invalid	Question
1	HHID	Household Unique Identifier in 2013/14	discrete	character-12	17396	0	-
2	PID	PID	discrete	character-10	17396	0	-

File GSEC2							
#	Name	Label	Type	Format	Valid	Invalid	Question
3	PID_Old	PID for previous wave(2005/06-2011/12)	discrete	character-19	9884	0	-
4	HHID_old	Household Identifier to Link Data to Previous Waves (2005/06 - 2011/12)	discrete	numeric-19.0	10980	6416	-
5	DynID	Dynasty ID	discrete	numeric-5.0	10886	6510	-
6	h2q1	MEMBER NUMBER ADDED FOR EACH PERSON IN THE HOUSEHOLD	continuous	numeric-2.0	17396	0	-
7	h2q3	SEX	discrete	numeric-1.0	17396	0	-
8	h2q4	What is the relationship of [NAME] to the head of the household?	discrete	numeric-2.0	17396	0	-
9	h2q5	During the past 12 months, how many months did [NAME] live here?	discrete	numeric-2.0	17396	0	-
10	h2q6	If [NAME] has not stayed for 12 months, what is the main reason for absence?	discrete	numeric-2.0	3068	14328	-
11	h2q7	What is the residential status of [NAME]?	discrete	numeric-2.0	17396	0	-
12	h2q8	Age in Years?	continuous	numeric-3.0	17343	53	-
13	h2q9a	What is the date of birth of [NAME]?DD	discrete	numeric-2.0	17394	2	-
14	h2q9b	What is the date of birth of [NAME]?Mon	discrete	numeric-2.0	17394	2	-
15	h2q9c	What is the date of birth of [NAME]?Year	continuous	numeric-4.0	17394	2	-
16	h2q10	What is the present marital status of [NAME]?	discrete	numeric-1.0	11864	5532	-
17	h2q11	Is this person still a member at visit 2	discrete	numeric-1.0	17212	184	-
18	h2q13_1	Where did [NAME] go? [REGION]	discrete	numeric-1.0	239	17157	-
19	h2q13_2	Where did [NAME] go? [COUNTRY/DISTRICT]	discrete	numeric-3.0	255	17141	-
20	wgt_X	Cross sectional weight for 2013_2014 panel survey	continuous	numeric-16.0	17396	0	-

File GSEC3							
#	Name	Label	Type	Format	Valid	Invalid	Question
1	HHID	Household Unique Identifier in 2013/14	discrete	character-12	17378	0	-
2	PID	PERSON IDENTIFIER	discrete	character-10	17377	0	-
3	h2q1	MEMBER NUMBER ADDED FOR EACH PERSON IN THE HOUSEHOLD	discrete	numeric-2.0	17377	1	-

File GSEC3							
#	Name	Label	Type	Format	Valid	Invalid	Question
4	h3q2a	Is the natural father of [NAME] living in this household?	discrete	numeric-1.0	17377	1	-
5	h3q2b	NAME OF FATHER	discrete	character-10	7192	0	-
6	h3q3	What is the highest level of father's education completed?	discrete	numeric-2.0	5092	12286	-
7	h3q4	What is his usual occupation?	discrete	numeric-2.0	5093	12285	-
8	h3q5a	Is the natural mother of [NAME] living in this household?	discrete	numeric-1.0	17375	3	-
9	h3q5b	NAME OF MOTHER	discrete	character-10	8903	0	-
10	h3q6	What is the highest level of mother's education completed?	discrete	numeric-2.0	5412	11966	-
11	h3q7	What is her usual occupation?	discrete	numeric-2.0	5412	11966	-
12	h3q9	What is [NAME]'s ethnic group/tribe?	discrete	numeric-2.0	17371	7	-
13	h3q10	Did [NAME] sleep under a mosquito net last night?	discrete	numeric-1.0	17370	8	-
14	h3q11	Under which kind or brand did [NAME] sleep?	discrete	numeric-1.0	9906	7472	-
15	h3q12	Was this net ever soaked or dipped in a liquid to repel mosquitoes or bugs durin	discrete	numeric-1.0	10011	7367	-
16	h3q13R	In which region was [NAME] born?	discrete	numeric-1.0	17370	8	-
17	h3q13D	In which district/ country was [NAME] born?	discrete	numeric-3.0	17370	8	-
18	h3q14R	In which region did [NAME] live 5 years ago?	discrete	numeric-1.0	5874	11504	-
19	h3q14D	In which district/ country did [NAME] live 5 years ago?	discrete	numeric-3.0	5878	11500	-
20	h3q15	How many years has [NAME] lived in this place/ village?(Record 100 if Since Birth	continuous	numeric-3.0	17362	16	-
21	h3q16R	In which region did [NAME] live before moving to current place of residence?	discrete	numeric-1.0	6145	11233	-
22	h3q16D	In which district/ country did [NAME] live before moving to current place of res	discrete	numeric-3.0	6150	11228	-
23	h3q18	What was the main reason for moving to the current place of residence?	discrete	numeric-2.0	6145	11233	-
24	h3q19	no of other places did [NAME] lived for 6+ months at one time since 2008/09?	discrete	numeric-2.0	6145	11233	-

File GSEC3

#	Name	Label	Type	Format	Valid	Invalid	Question
25	wgt_X	Cross sectional weight for 2013_2014 panel survey	continuous	numeric-16.0	17378	0	-

File GSEC4

#	Name	Label	Type	Format	Valid	Invalid	Question
1	HHID	Household Unique Identifier in 2013/14	discrete	character-12	15691	0	-
2	PID	PID	discrete	character-10	15691	0	-
3	h4q2	IS [NAME] ANSWERING FOR HIMSELF OR HERSELF?	discrete	numeric-1.0	15691	0	-
4	h4q3	WHAT IS THE NAME OF THE PERSON RESPONDING FOR [NAME]?	discrete	character-10	11389	0	-
5	h4q4	Can [NAME] read and write with understanding in any language?	discrete	numeric-1.0	15691	0	-
6	h4q5	Has [NAME] ever attended any formal school?	discrete	numeric-1.0	15691	0	-
7	h4q6	Why has [NAME] not attended school?	discrete	numeric-2.0	2419	13272	-
8	h4q7	What was the highest grade/class that [NAME] completed?	discrete	numeric-2.0	6213	9478	-
9	h4q8	What was the main reason that [NAME] left school?	discrete	numeric-2.0	6214	9477	-
10	h4q9	What grade/class was [NAME] attending in [THE LAST COMPLETED SCHOOL YEAR]?	discrete	numeric-2.0	7058	8633	-
11	h4q10	What grade/class is [NAME] currently attending?	discrete	numeric-2.0	7058	8633	-
12	h4q10b	What is the name of the school that [NAME] attends?	discrete	character-50	6963	0	-
13	h4q11	Who manages the school [NAME] attends?	discrete	numeric-2.0	7058	8633	-
14	h4q12	What type of school is [NAME] currently attending?	discrete	numeric-1.0	7059	8632	-
15	h4q12b	Which section of the school is [NAME] currently in?	discrete	numeric-1.0	1806	13885	-
16	h4q13	Distance to the school(in kms)	continuous	numeric-3.0	5916	9775	-
17	h4q14	Time to school[in Minutes]	continuous	numeric-3.0	5916	9775	-
18	h4q14b	What mode of transport does [NAME] usually use to travel to school?	discrete	numeric-2.0	5917	9774	-
19	h4q15a	Amount spent on [NAME]'s school and registration fees	continuous	numeric-7.0	5857	9834	-

File GSEC4							
#	Name	Label	Type	Format	Valid	Invalid	Question
20	h4q15b	Amount spent on [NAME]'s uniforms and sports clothes	continuous	numeric-6.0	4169	11522	-
21	h4q15c	Amount spent on [NAME]'s books and school supplies	continuous	numeric-6.0	6567	9124	-
22	h4q15d	Amount spent on [NAME]'s costs to and from school	continuous	numeric-7.0	1167	14524	-
23	h4q15e	Amount spent on [NAME]'s boarding fees	continuous	numeric-7.0	492	15199	-
24	h4q15f	Other expenses on [NAME]'s schooling	continuous	numeric-7.0	4477	11214	-
25	h4q15g	Total amount spent on [NAME]'s schooling	continuous	numeric-8.0	6853	8838	-
26	h4q16	Is [NAME] currently receiving a scholarship or subsidy given by the government/	discrete	numeric-1.0	7058	8633	-
27	h4q17	Source of Funding	discrete	numeric-2.0	3308	12383	-
28	h4q18	Does [NAME] get meals at school?	discrete	numeric-1.0	5776	9915	-
29	wgt_X	Cross sectional weight for 2013_2014 panel survey	continuous	numeric-16.0	15691	0	-

File GSEC5							
#	Name	Label	Type	Format	Valid	Invalid	Question
1	HHID	Household Unique Identifier in 2013/14	discrete	character-12	17256	0	-
2	PID	PID	discrete	character-10	17256	0	-
3	h5q2	IS [NAME] ANSWERING FOR HIMSELF OR HERSELF?	discrete	numeric-1.0	17256	0	-
4	h5q3	WHAT IS THE NAME OF THE PERSON RESPONDING FOR [NAME]?	discrete	character-10	12986	0	-
5	h5q4	During the past 30 days, did [NAME] suffer from any illness or injury?	discrete	numeric-1.0	17255	1	-
6	h5q5	For how many days did [NAME] suffer due to illness or injury during the past 30	continuous	numeric-2.0	4457	12799	-
7	h5q6	For how many days did [NAME] have to stop doing [NAME]'s usual activities due to	continuous	numeric-2.0	4452	12804	-
8	h5q7a	Can you describe the symptoms that [NAME] primarily suffered due to the major il	discrete	numeric-2.0	4457	12799	-
9	h5q7b	Can you describe the symptoms that [NAME]	discrete	numeric-2.0	4280	12976	-

File GSEC5							
#	Name	Label	Type	Format	Valid	Invalid	Question
		primarily suffered due to the major il					
10	h5q8	Was anyone consulted (e.g. a doctor, nurse, pharmacist or traditional healer) fo	discrete	numeric-1.0	4457	12799	-
11	h5q9	Why was no one consulted for the major illness?	discrete	numeric-2.0	631	16625	-
12	h5q10	Where did [NAME] go for the first consultation during the past 30 days?	discrete	numeric-2.0	3826	13430	-
13	h5q11	Distance to the place where this treatment was sought for(IN KMS)?	continuous	numeric-3.0	3826	13430	-
14	h5q12	What was the cost of this consultation, including any medicine prescribed even i	continuous	numeric-7.0	3826	13430	-
15	wgt_X	Cross sectional weight for 2013_2014 panel survey	continuous	numeric-16.0	17256	0	-

File GSEC6_1							
#	Name	Label	Type	Format	Valid	Invalid	Question
1	HHID	Household Unique Identifier in 2013/14	discrete	character-12	2583	0	-
2	PID	PID	discrete	character-10	2583	0	-
3	h6q2	NAME OF THE RESPONDENT	discrete	character-10	2583	0	-
4	h6q3	RELATIONSHIP OF RESPONDENT TO CHILD	discrete	numeric-1.0	2583	0	-
5	h6q4	Age of Child (IN MONTHS)	continuous	numeric-2.0	2583	0	-
6	h6q6	Has [NAME] ever been breastfed in his/her life?	discrete	numeric-1.0	1053	1530	-
7	h6q7	How long after birth did [NAME] start breast-feeding?	discrete	numeric-1.0	1020	1563	-
8	h6q8	Is [NAME] breast-feeding now?	discrete	numeric-1.0	1020	1563	-
9	h6q9	For how many months was [NAME] breast- fed?	continuous	numeric-2.0	220	2363	-
10	h6q10	Has [NAME] begun eating daily any food or fluids other than breast milk?	discrete	numeric-1.0	1019	1564	-
11	h6q11	Has any water, juice, breast milk substitutes, other liquids or semi-solid foods	discrete	numeric-1.0	253	2330	-
12	h6q12	At what age was [NAME] given liquid and/or food items for the first time?	discrete	numeric-2.0	798	1785	-
13	h6q13	Since this time yesterday, how many times was [NAME] given soft food, mashed or	discrete	numeric-1.0	791	1792	-

File GSEC6_1							
#	Name	Label	Type	Format	Valid	Invalid	Question
14	h6q14	Has [NAME] received a Vitamin A capsule in the last 6 months?	discrete	numeric-1.0	1051	1532	-
15	h6q15	Where did the Vitamin A capsule come from?	discrete	numeric-1.0	805	1778	-
16	h6q16a	Has [NAME] had diarrhea in the last 2 weeks?	discrete	numeric-1.0	2579	4	-
17	h6q16	During this last episode diarrhea, what treatment did [NAME] receive?	discrete	numeric-2.0	324	2259	-
18	h6q17	If [NAME] had diarrhea, was there blood in it?	discrete	numeric-1.0	345	2238	-
19	h6q19	During [NAME]'s last episode of diarrhea, did he/she drink much less, about the	discrete	numeric-1.0	345	2238	-
20	h6q20	During [NAME]'s last episode of diarrhea, did he/she eat less, about the same,	discrete	numeric-1.0	345	2238	-
21	h6q21	Has [NAME] had a cough during which he/she breathed faster than usual with short	discrete	numeric-1.0	1050	1533	-
22	h6q22	Has [NAME] had fever in the last two weeks?	discrete	numeric-1.0	1049	1534	-
23	h6q24	Has [NAME] received a measles vaccination?	discrete	numeric-1.0	1051	1532	-
24	h6q25	Has [NAME] received a DPT3 vaccination?	discrete	numeric-1.0	1051	1532	-
25	h6q26	Does [NAME] have edema?	discrete	numeric-1.0	2317	266	-
26	h627b	Was [NAME] held by someone else when they were weighed?	discrete	numeric-1.0	1713	870	-
27	h6q28a	Length of [NAME], lying down (cm)	continuous	numeric-3.0	562	2021	-
28	h6q28b	Height of [NAME], standing up (cm)	continuous	numeric-3.0	1183	1400	-
29	h6q29	Was [NAME] weighed and measured?	discrete	numeric-2.0	2313	270	-
30	h6q27a	Weight of [NAME] (Kg)	continuous	numeric-5.0	1743	840	-
31	h627d	Weight of adult (Kg)	continuous	numeric-5.0	306	2277	-
32	h627c	Weight of the adult and child together (Kg)	continuous	numeric-5.0	307	2276	-
33	T3daQ29	Age in Months	continuous	numeric-3.0	2583	0	-
34	T3daQ30	DOB of Child (used for Anthropometric calculations)	discrete	character-10	2583	0	-
35	h6q31d	Who was holding [NAME] when weighed?	discrete	character-10	307	0	-
36	wgt_X	Cross sectional weight for 2013_2014 panel survey	continuous	numeric-16.0	2583	0	-

File GSEC6_2

#	Name	Label	Type	Format	Valid	Invalid	Question
1	HHID	Household Unique Identifier in 2013/14	discrete	character-12	14567	0	-
2	PID	PERSON IDENTIFIER	discrete	character-10	14567	0	-
3	h6q18	During the last episode of diarrhea, did [NAME] take any of the following as tre	discrete	numeric-2.0	14567	0	-
4	h6q18_1	During the last episode of diarrhea, did [NAME] take any of the following as tre	discrete	numeric-1.0	0	14567	-
5	wgt_X	Cross sectional weight for 2013_2014 panel survey	continuous	numeric-16.0	14567	0	-

File GSEC6_3

#	Name	Label	Type	Format	Valid	Invalid	Question
1	PID	PERSON IDENTIFIER	discrete	character-10	5686	0	-
2	HHID	Household Unique Identifier in 2013/14	discrete	character-12	5686	0	-
3	h6q23_1	TREATMENT ID	discrete	numeric-2.0	5686	0	-
4	h6q23	From where did you seek care for [NAME]?	discrete	numeric-1.0	5686	0	-
5	wgt_X	Cross sectional weight for 2013_2014 panel survey	continuous	numeric-16.0	5686	0	-

File GSEC8_1

#	Name	Label	Type	Format	Valid	Invalid	Question
1	HHID	Household Unique Identifier in 2013/14	discrete	character-12	14751	0	-
2	PID	PID	discrete	character-10	14751	0	-
3	h8q2	IS [NAME] ANSWERING FOR HIMSELF OR HERSELF?	discrete	numeric-1.0	11790	2961	-
4	h8q3	WHAT IS THE NAME OF THE PERSON RESPONDING FOR [NAME]?	discrete	character-10	7513	0	-
5	h8q4	In the last week, did [NAME] work for a wage, salary, commission or any payment	discrete	numeric-1.0	11790	2961	-
6	h8q5	Did [NAME] do this type of work in the last 12 months?	discrete	numeric-1.0	11789	2962	-
7	h8q6	In the last week, did [NAME] run a business of any size, for themselves or anoth	discrete	numeric-1.0	11790	2961	-
8	h8q7	Did [NAME] run a business in the last 12 months?	discrete	numeric-1.0	11789	2962	-
9	h8q8	In the last week, did [NAME] help without being paid in any kind of business run	discrete	numeric-1.0	11789	2962	-

File GSEC8_1

#	Name	Label	Type	Format	Valid	Invalid	Question
10	h8q9	Did [NAME] do this in the last 12 months?	discrete	numeric-1.0	11789	2962	-
11	h8q10	In the last week, was [NAME] an apprentice?	discrete	numeric-1.0	11789	2962	-
12	h8q11	Was [NAME] an ap-prentice in the last 12 months?	discrete	numeric-1.0	11789	2962	-
13	h8q12	In the last week, did [NAME] work on this household's farm?(E.g. Tending crops,f	discrete	numeric-1.0	11789	2962	-
14	h8q13	Did [NAME] work on the household's farm in the past 12 months?	discrete	numeric-1.0	11788	2963	-
15	h8q15	Even if [NAME] did not do any work for pay or profit, did not help without pay	discrete	numeric-1.0	4338	10413	-
16	h8q16	In the last four weeks, was [NAME] looking for any kind of job?	discrete	numeric-1.0	3728	11023	-
17	h8q17a	What did [NAME] do to look for work? (Action-1)	discrete	numeric-1.0	121	14630	-
18	h8q17b	What did [NAME] do to look for work? (Action-2)	discrete	numeric-1.0	121	14630	-
19	h8q17	In the last four weeks, was [NAME] trying to start any kind of business?	discrete	numeric-1.0	3728	11023	-
20	h8q18	What best describes [NAME]'s situation at this time? For example, [NAME] is ill,	discrete	numeric-1.0	3706	11045	-
21	h8q19a	Description	discrete	character-135	8068	-	-
22	h8q19B	Level 3 job code	discrete	numeric-5.0	8060	6691	-
23	h8q20A	Description of the sector (in text)	discrete	character-98	8060	0	-
24	h8q20B	Job sector code - level 4	discrete	character-5	8055	0	-
25	h8q21a	When did [NAME] start to work for this employer or start running the business?	continuous	numeric-4.0	8063	6688	-
26	h8q21b	When did [NAME] start to work for this employer or start running the business?	discrete	numeric-2.0	8063	6688	-
27	h8q22	In this (main) job/business that [NAME] had during the last week,[NAME] was	discrete	numeric-1.0	8065	6686	-
28	h8q36a	During the last 7 days, how many hours did [NAME] work on each day?	continuous	numeric-2.0	8061	6690	-
29	h8q36b	During the last 7 days, how many hours did [NAME] work on each day?	continuous	numeric-2.0	8061	6690	-
30	h8q36c	During the last 7 days, how many hours did [NAME] work on each day?	continuous	numeric-2.0	8061	6690	-

File GSEC8_1

#	Name	Label	Type	Format	Valid	Invalid	Question
31	h8q36d	During the last 7 days, how many hours did [NAME] work on each day?	continuous	numeric-2.0	8060	6691	-
32	h8q36e	During the last 7 days, how many hours did [NAME] work on each day?	continuous	numeric-2.0	8060	6691	-
33	h8q36f	During the last 7 days, how many hours did [NAME] work on each day?	continuous	numeric-2.0	8060	6691	-
34	h8q36g	During the last 7 days, how many hours did [NAME] work on each day?	continuous	numeric-2.0	8060	6691	-
35	h8q23	Does this employer contribute to any pension/retirement fund (e.g. NSSF) for [N	discrete	numeric-1.0	1304	13447	-
36	h8q24	Is [NAME] entitled to any paid leave from this employer?	discrete	numeric-1.0	1304	13447	-
37	h8q25	Is [NAME] entitled to medical benefits from this employer?	discrete	numeric-1.0	1304	13447	-
38	h8q26	Does this employer deduct or pay income tax (PAYE) from [NAME]'s salary/ wage?	discrete	numeric-1.0	1304	13447	-
39	h8q27	Is [NAME]'s employment agreement	discrete	numeric-1.0	1305	13446	-
40	h8q28	Is [NAME]'s position...	discrete	numeric-1.0	1305	13446	-
41	h8q29	What is the duration of [NAME]'s employment agreement?	discrete	numeric-1.0	173	14578	-
42	h8q30a	During the last 12 months, for how many months did [NAME] work in this job?	discrete	numeric-2.0	1303	13448	-
43	h8q30b	During the 12 months, on average how many weeks per month did [NAME] work in thi	discrete	numeric-1.0	1303	13448	-
44	h8q31a	How much was [Name]'s last cash payment for the main job ?	continuous	numeric-7.0	1295	13456	-
45	h8q31b	How much did [NAME] receive in kind for the main job during the last week?	continuous	numeric-7.0	1300	13451	-
46	h8q31c	What period of time did this payment cover?	discrete	numeric-1.0	1304	13447	-
47	h8q31d	Who controls/decides on the use of cash/in-kind payments from the (main job duri	discrete	character-10	2310	0	-
48	h8q31e	Who controls/decides on the use of cash/in-kind payments from the (main job duri	discrete	character-10	2311	0	-
49	h8q32	Is [NAME]'s business (or household business where	discrete	numeric-1.0	1176	13575	-

File GSEC8_1

#	Name	Label	Type	Format	Valid	Invalid	Question
		[NAME] works) registered for					
50	h8q33	Is [NAME]'s business (or household business where [NAME] works) registered for i	discrete	numeric-1.0	1176	13575	-
51	h8q34a	In this apprenticeship was [NAME]?	discrete	numeric-1.0	19	14732	-
52	h8q34b	In this apprenticeship2 was [NAME]?	discrete	numeric-1.0	19	14732	-
53	h8q35	Is [NAME]'s employer / business (at [NAME]'s main job)	discrete	numeric-1.0	2321	12430	-
54	h8q37	In the LAST 7 DAYS, did [NAME] have more than one economic activity, such as a j	discrete	numeric-1.0	8064	6687	-
55	h8q38A	Description	discrete	character-122	1292	-	-
56	h8q38B	Level 3 job code	discrete	character-5	1290	0	-
57	h8q39A	Description of the sector (in text)	discrete	character-83	1291	0	-
58	h8q39B	Job sector code - level 4	discrete	character-5	1290	0	-
59	h8q40a	When did [NAME] start to work for this employer or start running the business?(Y	continuous	numeric-4.0	1293	13458	-
60	h8q40b	When did [NAME] start to work for this employer or start running the business?(M	discrete	numeric-2.0	1293	13458	-
61	h8q41	In this (second) job/business that [NAME] had during the last week, was [NAME]	discrete	numeric-1.0	1293	13458	-
62	h8q42	Is [NAME]'s employer / business (at second job)	discrete	numeric-1.0	709	14042	-
63	h8q43	IN THE LAST 7 DAYS, how many hours did [NAME] actually work at the second income	continuous	numeric-2.0	1291	13460	-
64	h8q44	During the last 12 months, for how many months did [NAME] work in this job?	continuous	numeric-2.0	1291	13460	-
65	h8q44b	During the last month, how many weeks per month did [NAME] work in this job?	discrete	numeric-1.0	1274	13477	-
66	h8q45a	How much was [Name]'s last cash payment for the second job?	continuous	numeric-7.0	269	14482	-
67	h8q45b	How much was [NAME]'s last cash payment and the estimated value of what [NAME] l	continuous	numeric-6.0	269	14482	-
68	h8q45c	What period of time did this payment cover?	discrete	numeric-1.0	269	14482	-

File GSEC8_1							
#	Name	Label	Type	Format	Valid	Invalid	Question
69	h8q45d	Who in the household controls/decides on the use of cash/in-kind payments from t	discrete	character-10	704	0	-
70	h8q45e	Who in the household controls/decides on the use of cash/in-kind payments from t	discrete	character-10	704	0	-
71	h8q46	In the last 7 days, would [NAME] have liked to work more hours than [NAME] actua	discrete	numeric-1.0	10729	4022	-
72	h8q47	Over the last 12 months, was the work [NAME] spent most of the time doing:	discrete	numeric-1.0	8064	6687	-
73	h8q47_1	When did [NAME] start to work for this employer or start running this business?	continuous	numeric-5.0	1562	13189	-
74	h8q47_2	When did [NAME] start to work for this employer or start running this business?	continuous	numeric-4.0	1558	13193	-
75	h8q47_3	Is [NAME]'s employer or business (at [NAME]'s usual activity)	discrete	numeric-1.0	123	14628	-
76	h8q47_4	Is [NAME]'s position	discrete	numeric-1.0	112	14639	-
77	h8q47_5	What is the duration of [NAME]'s employment agreement?	discrete	numeric-1.0	110	14641	-
78	h8q49a	What kind of work does [NAME] usually do in the (main) job/business that [NAME]	discrete	character-104	1563	-	-
79	h8q49B	Level 3 job code	discrete	character-5	1561	0	-
80	h8q50A	Description of the sector (in text)	discrete	character-86	1559	0	-
81	h8q50B	Job sector code - level 4	discrete	character-5	1558	0	-
82	h8q54	Over the last 12 months, did [NAME] have any other job that has not yet been men	discrete	numeric-1.0	8064	6687	-
83	h8q51	In this job/business that [NAME] had during the last 12 months, was [NAME]?	discrete	numeric-1.0	1564	13187	-
84	h8q52	During the last 12 months, for how many months did [NAME] work in this activity?	continuous	numeric-2.0	1567	13184	-
85	h8q52_1	During the last month,how many weeks per month did [NAME] work in this activity?	continuous	numeric-1.0	1557	13194	-
86	h8q52_2	Last week how many hours did [NAME] actually work in this activity?	continuous	numeric-2.0	1559	13192	-
87	h8q53a	How much was [NAME]'s last cash payment and the	continuous	numeric-6.0	108	14643	-

File GSEC8_1							
#	Name	Label	Type	Format	Valid	Invalid	Question
		estimated value of what [NAME] l					
88	h8q53b	How much was [NAME]'s last cash payment and the estimated value of what [NAME] l	continuous	numeric-6.0	109	14642	-
89	h8q53c	What period of time did this payment cover?	discrete	numeric-1.0	109	14642	-
90	h8q55a	Description	discrete	character-81	712	0	-
91	h8q56B	Job sector code - level 4	discrete	character-5	713	0	-
92	h8q56A	Description of the sector (in text)	discrete	character-73	713	0	-
93	h8q55_1	When did [NAME] start to work for this employer or start running this business?(continuous	numeric-4.0	713	14038	-
94	h8q55_2	When did [NAME] start to work for this employer or start running this business?(discrete	numeric-2.0	713	14038	-
95	h8q51a	In this job/business that [NAME] had during the last 12 months, was [NAME]?	discrete	numeric-1.0	713	14038	-
96	h8q55_6	Is [NAME]'s employer/ business (at [NAME]'s usual activity)	discrete	numeric-1.0	184	14567	-
97	h8q57	During the last 12 months, for how many months did [NAME] work in this job?	discrete	numeric-2.0	714	14037	-
98	h8q57_1	During the last month, how many weeks per month did [NAME] work in this activity	continuous	numeric-1.0	711	14040	-
99	h8q57_2	Last week how many hours did [NAME] actually work in activity?	continuous	numeric-2.0	713	14038	-
100	h8q58a	How much did [NAME] receive from the job during last 12 months?	continuous	numeric-6.0	176	14575	-
101	h8q58b	How much was [NAME]'s last cash payment and the estimated value of what [NAME] l	continuous	numeric-6.0	176	14575	-
102	h8q58c	How much was [NAME]'s last cash payment and the estimated value of what [NAME] l	discrete	numeric-1.0	176	14575	-
103	h8q58D	Who in the household controls/decides on the use of cash/in-kind payments from t	discrete	character-10	361	0	-
104	h8q58E	Who in the household controls/decides on the use of cash/in-kind payments from t	discrete	character-10	361	0	-
105	h8q59	In the last 7 days, how much time in hours did [NAME] spend collecting firewood	continuous	numeric-2.0	11777	2974	-

File GSEC8_1

#	Name	Label	Type	Format	Valid	Invalid	Question
106	h8q60	In the last 7 days, how much time in hours did [NAME] spend fetching water for t	continuous	numeric-2.0	11776	2975	-
107	h8q61	In the last 7 days, how much time in hours did [NAME] spend constructing your dw	continuous	numeric-2.0	11776	2975	-
108	h8q62	In the last 7 days, how much time in hours did [NAME] spend making major repairs	continuous	numeric-2.0	11776	2975	-
109	h8q63	In the last 7 days, how much time in hours did [NAME] spend on milling and other	continuous	numeric-2.0	11776	2975	-
110	h8q64	In the last 7 days, how much time in hours did [NAME] spend making handicrafts f	continuous	numeric-2.0	11776	2975	-
111	h8q65	In the last 7 days, how much time in hours did [NAME] spend on agriculture?	continuous	numeric-2.0	11776	2975	-
112	h8q66	In the last 7 days, how much time in hours did [NAME] spend on hunting and fishi	continuous	numeric-2.0	11776	2975	-
113	h8q67a	In the last 7 days, how many hours did [NAME] spend on domestic activities?	continuous	numeric-3.0	11776	2975	-
114	HHML_Sup..	DID THE RESPONDENT HAVE A MAIN JOB IN LAST 7 DAYS?	discrete	numeric-1.0	5488	9263	-
115	wgt_X	Cross sectional weight for 2013_2014 panel survey	continuous	numeric-16.0	14751	0	-

File GSEC9_1

#	Name	Label	Type	Format	Valid	Invalid	Question
1	HHID	Household Unique Identifier in 2013/14	discrete	character-12	3119	0	-
2	h9q0	Does your HH live in the SAME physical dwelling as when last interviewed (last w	discrete	numeric-1.0	3110	9	-
3	h9q1	What type of dwelling is it?	discrete	numeric-2.0	3119	0	-
4	h9q2	What is its tenure status?	discrete	numeric-2.0	3118	1	-
5	h9q3	How many rooms does your household use for sleeping?	continuous	numeric-2.0	3119	0	-
6	h9q4	What is the major construction material of the roof?	discrete	numeric-2.0	3119	0	-
7	h9q5	What is the major construction material of the external wall?	discrete	numeric-2.0	3119	0	-
8	h9q6	What is the major material of the floor?	discrete	numeric-2.0	3119	0	-

File GSEC9_1							
#	Name	Label	Type	Format	Valid	Invalid	Question
9	h9q7	What is the main source of water for drinking for your household?	discrete	numeric-2.0	3119	0	-
10	h9q8	What is the main reason for not using protected water sources?	discrete	numeric-2.0	2076	1043	-
11	h9q9a	Travel time - collect the drinking water from the main source	continuous	numeric-3.0	2703	416	-
12	h9q9b	Waiting time - collect the drinking water from the main source	continuous	numeric-3.0	2703	416	-
13	h9q10	How far is the main source from your dwelling?(Kms)	continuous	numeric-2.0	2703	416	-
14	h9q11b	How much DRINKING water does the household use per day? (Litres)	continuous	numeric-3.0	3119	0	-
15	h9q12	Is the water used by the household paid for?	discrete	numeric-1.0	3118	1	-
16	h9q13	What is the purpose for payment?	discrete	numeric-1.0	1093	2026	-
17	h9q14	How much money, on average, does the household pay per month for the water?	continuous	numeric-6.0	1092	2027	-
18	h9q15a	Who normally collects DRINKING WATER for this HH? (person 1)	discrete	character-10	2720	0	-
19	h9q15b	Who normally collects DRINKING WATER for this HH? (person 2)	discrete	character-10	2203	0	-
20	h9q15c	Who normally collects DRINKING WATER for this HH? (person 3)	discrete	character-10	1569	0	-
21	h9q16	Are the safe water sources in your community managed by user committees?	discrete	numeric-1.0	3118	1	-
22	h9q17	What do you do to the water to make it safer for drinking?	discrete	numeric-1.0	3119	0	-
23	h9q18	How is the water for drinking usually stored?	discrete	numeric-1.0	3119	0	-
24	h9q19	Is it usually covered?	discrete	numeric-1.0	3119	0	-
25	h9q20	How has the availability of safe water for household consumption changed in your	discrete	numeric-1.0	2075	1044	-
26	h9q21	What are the main constraints that your household faces in accessing safe water	discrete	numeric-1.0	3119	0	-
27	h9q22	What type of toilet is mainly used in your household?	discrete	numeric-2.0	3119	0	-
28	h9q22a	Does the Household share this toilet facility with other households?	discrete	numeric-1.0	2872	247	-

File GSEC9_1

#	Name	Label	Type	Format	Valid	Invalid	Question
29	h9q22b	With how many other households does this household share this toilet?	continuous	numeric-2.0	1078	2041	-
30	h9q23	Do you have a hand washing facility at the toilet?	discrete	numeric-1.0	2872	247	-
31	wgt_X	Cross sectional weight for 2013_2014 panel survey	continuous	numeric-16.0	3119	0	-

File GSEC9_2

#	Name	Label	Type	Format	Valid	Invalid	Question
1	HHID	Household Unique Identifier in 2013/14	discrete	character-12	2743	0	-
2	h9q15a	Who normally collects the water in this household?	discrete	numeric-1.0	2743	0	-
3	h9q15b	Who normally collects the water in this household?	discrete	numeric-1.0	2743	0	-
4	wgt_X	Cross sectional weight for 2013_2014 panel survey	continuous	numeric-16.0	2743	0	-

File GSEC10_1

#	Name	Label	Type	Format	Valid	Invalid	Question
1	HHID	Household Unique Identifier in 2013/14	discrete	character-12	3117	0	-
2	h10q1	Does this house have electricity?	discrete	numeric-1.0	3117	0	-
3	h10q2	How many hours per day do you usually have power, in a season like this?	continuous	numeric-2.0	440	2677	-
4	h10q3	How does the household pay for the electricity it uses?	discrete	numeric-1.0	441	2676	-
5	h10q4	What was the quantity of electricity used?	continuous	numeric-6.0	184	2933	-
6	h10q5a	How much did your household pay for electricity in the last month?	continuous	numeric-6.0	306	2811	-
7	h10q5b	How many days were covered in the last electricity billing period?	continuous	numeric-3.0	306	2811	-
8	h10q6	Does this house USE a generator?	discrete	numeric-1.0	3117	0	-
9	h10q7a	How much did your household pay for diesel for your generator in the last month?	continuous	numeric-5.0	18	3099	-
10	h10q7b	How many litres of diesel is used last month? (DIESEL IN LITRES)	continuous	numeric-2.0	18	3099	-

File GSEC10_1

#	Name	Label	Type	Format	Valid	Invalid	Question
11	h10q7c	How much did household pay for fuel for your generator in the last month?	continuous	numeric-5.0	18	3099	-
12	h10q7d	How much did household pay for fuel for your generator in the last month?	continuous	numeric-2.0	18	3099	-
13	h10q9	Which is the stove used most often by this household?	discrete	numeric-1.0	3096	21	-
14	h10q10	Does this [MAIN STOVE] have a chimney?	discrete	numeric-1.0	3070	47	-
15	h10q11	Approximately how many hours a day is the [MAIN STOVE] in use (burning/on) by th	continuous	numeric-2.0	3088	29	-
16	h10q12	Where is the [MAIN STOVE] located?	discrete	numeric-1.0	3080	37	-
17	wgt_X	Cross sectional weight for 2013_2014 panel survey	continuous	numeric-16.0	3117	0	-

File GSEC10_2

#	Name	Label	Type	Format	Valid	Invalid	Question
1	HHID	Household Unique Identifier in 2013/14	discrete	character-12	28045	0	-
2	h10q8_1	STOVE ID	discrete	numeric-1.0	28045	0	-
3	h10q8_2	Which of the following types of stoves are used by this household?	discrete	numeric-1.0	28045	0	-
4	wgt_X	Cross sectional weight for 2013_2014 panel survey	continuous	numeric-16.0	28045	0	-

File GSEC10_3

#	Name	Label	Type	Format	Valid	Invalid	Question
1	HHID	Household Unique Identifier in 2013/14	discrete	character-12	24928	0	-
2	h10q13	FUEL ID	discrete	numeric-1.0	24928	0	-
3	h10q14	FUEL ID (YES/No)	discrete	numeric-1.0	24928	0	-
4	h10q15a	Do you use this [FUEL] for Cooking?	discrete	numeric-1.0	6434	18494	-
5	h10q15b	Do you use this [FUEL] for Lighting ?	discrete	numeric-1.0	6433	18495	-
6	h10q15c	Do you use this [FUEL] for Heating?	discrete	numeric-1.0	6432	18496	-
7	h10q16	Where do you get most of [FUEL]?	discrete	numeric-1.0	5854	19074	-
8	h10q17a	How much did your household pay for the [FUEL] used in the last month? shillings	continuous	numeric-6.0	3310	21618	-

File GSEC10_3

#	Name	Label	Type	Format	Valid	Invalid	Question
9	h10q17b	How much did your household pay for the [FUEL] used in the last month? quantity	continuous	numeric-3.0	3312	21616	-
10	h10q17c	How much did your household pay for the [FUEL] used in the last month? unit	discrete	numeric-3.0	3312	21616	-
11	wgt_X	Cross sectional weight for 2013_2014 panel survey	continuous	numeric-16.0	24928	0	-

File GSEC11A

#	Name	Label	Type	Format	Valid	Invalid	Question
1	HHID	Household Unique Identifier in 2013/14	discrete	character-12	3118	0	-
2	h11q1	What is the household's most important source of earnings during last 12 months?	discrete	numeric-2.0	3118	0	-
3	h11q2	SOURCE OF INCOME CODE	discrete	numeric-2.0	3118	0	-
4	h11q4	Has the household received any income from [...] in the past 12 months?	discrete	numeric-1.0	3118	0	-
5	h11q5	Amount received during the past 12 months. [SHILLINGS]	continuous	numeric-8.0	241	2877	-
6	h11q6	Amount received [IN-KIND] during the past 12 months. [SHILLINGS]	continuous	numeric-6.0	5	3113	-
7	h11q6a	Who in the household controls/decides on the use of cash/in-kind payments from t	discrete	character-10	233	0	-
8	h11q6b	Who in the household controls/decides on the use of cash/in-kind payments from t	discrete	character-10	237	0	-
9	h11q7	What were the common uses for the remittances and assistance received?	discrete	numeric-2.0	0	3118	-
10	wgt_X	Cross sectional weight for 2013_2014 panel survey	continuous	numeric-16.0	3118	0	-

File GSEC11B

#	Name	Label	Type	Format	Valid	Invalid	Question
1	HHID	Household Unique Identifier in 2013/14	discrete	character-12	43637	0	-
2	h11q2	SOURCE OF INCOME CODE	discrete	numeric-2.0	43637	0	-
3	h11q4	Has the household received any income from [...] in the past 12 months?	discrete	numeric-1.0	43637	0	-

File GSEC11B

#	Name	Label	Type	Format	Valid	Invalid	Question
4	h11q5	Amount received during the past 12 months. [SHILLINGS]	continuous	numeric-8.0	1376	42261	-
5	h11q6	Amount received [IN-KIND]during the past 12 months.[SHILLINGS]	continuous	numeric-7.0	1336	42301	-
6	h11q6a	Who in the household controls/decides on the use of cash/in-kind payments from t	discrete	character-10	1350	0	-
7	h11q6b	Who in the household controls/decides on the use of cash/in-kind payments from t	discrete	character-10	1381	0	-
8	h11q7	What were the common uses for the remittances and assistance received?	discrete	numeric-2.0	878	42759	-
9	wgt_X	Cross sectional weight for 2013_2014 panel survey	continuous	numeric-16.0	43637	0	-

File gsec12

#	Name	Label	Type	Format	Valid	Invalid	Question
1	HHID	Household Unique Identifier in 2013/14	discrete	character-12	3442	0	-
2	h12q1	Over the past 12 months, has anyone in your household operated any non-agricultu	discrete	numeric-1.0	1763	1679	-
3	h12q2	WHAT IS THE ID CODE OF THE RESPONDENT TO THIS SECTION?	discrete	character-10	1699	0	-
4	h12q3a	Enterprise ID	discrete	numeric-1.0	1763	1679	-
5	h12q3b	Description of enterprise	discrete	character-50	1755	0	-
6	h12q4	Industry code Industry code Industry code	continuous	numeric-5.0	1706	1736	-
7	h12qNew	This enterprise is added in this wave or not?	discrete	numeric-1.0	1763	1679	-
8	h12q4a	Has this Enterprise been in operation at all in the last twelve months?	discrete	numeric-1.0	1763	1679	-
9	h12q4b	Why this enterprise is not in operation today?	discrete	numeric-2.0	74	3368	-
10	h12q4c	Are you expecting to re-start operation over the next 12 months?	discrete	numeric-1.0	80	3362	-
11	h12q4d	Who in the household owns/ manages this enterprise?(ID 1)	discrete	character-10	1720	0	-
12	h12q4e	Who in the household owns/ manages this enterprise?(ID 2)	discrete	character-10	366	0	-
13	h12q6a	When was this enterprise first started?	discrete	numeric-2.0	1708	1734	-

File gsec12							
#	Name	Label	Type	Format	Valid	Invalid	Question
14	h12q6b	When was this enterprise first started?	continuous	numeric-4.0	1709	1733	-
15	h12q7	Where was this business operated?	discrete	numeric-1.0	1678	1764	-
16	h12q8	What was the main source of money for setting up this business?	discrete	numeric-1.0	1678	1764	-
17	h12q8a	Who in the household controls/decides on the use of cash/in-kind payments from t	discrete	character-10	1735	0	-
18	h12q8b	Who in the household controls/decides on the use of cash/in-kind payments from t	discrete	character-10	458	0	-
19	h12q9	Did this business receive a credit to operate or expand your business during the	discrete	numeric-1.0	1678	1764	-
20	h12q10	What was the major source?	discrete	numeric-2.0	228	3214	-
21	h12q11a	Who in the household works on this activity?	discrete	character-10	1676	0	-
22	h12q11b	Who in the household works on this activity?	discrete	character-10	367	0	-
23	h12q11c	Who in the household works on this activity?	discrete	character-10	97	0	-
24	h12q11d	Who in the household works on this activity?	discrete	character-10	41	0	-
25	h12q11e	Who in the household works on this activity?	discrete	character-10	29	0	-
26	h12q12	In the past 12 months, how many months did the enterprise operate?	discrete	numeric-2.0	1676	1766	-
27	h12q12a	Is this enterprise in operation today?	discrete	numeric-1.0	564	2878	-
28	h12q13	What is/was the average monthly gross revenues during the months of operation?	continuous	numeric-8.0	1672	1770	-
29	h12q14	How many people does this enterprise hire during a typical month of operation?	continuous	numeric-2.0	1717	1725	-
30	h12q15	What is/was the average expenditure on wages during a typical month of operation	continuous	numeric-8.0	1672	1770	-
31	h12q16	Avg expenditure on raw materials/stock during a typical month of operation?	continuous	numeric-8.0	1673	1769	-
32	h12q17	Other operating expenses such as fuel, kerosene, electricity etc. during typical	continuous	numeric-7.0	1673	1769	-
33	h12q18	Is this enterprise registered for VAT?	discrete	numeric-1.0	1676	1766	-
34	h12q19	Is this enterprise registered for income tax?	discrete	numeric-1.0	1676	1766	-

File gsec12

#	Name	Label	Type	Format	Valid	Invalid	Question
35	merge	-	discrete	numeric-4.0	3442	0	-

File GSEC12_1

#	Name	Label	Type	Format	Valid	Invalid	Question
1	HHID	Household Unique Identifier in 2013/14	discrete	character-12	3115	0	-
2	h12q1	Over the past 12 months, has anyone in your household operated any non-agricultu	discrete	numeric-1.0	3115	0	-
3	h12q2	WHAT IS THE ID CODE OF THE RESPONDENT TO THIS SECTION?	discrete	character-10	1395	0	-
4	wgt_X	Cross sectional weight for 2013_2014 panel survey	continuous	numeric-16.0	3115	0	-

File GSEC14A

#	Name	Label	Type	Format	Valid	Invalid	Question
1	HHID	Household Unique Identifier in 2013/14	discrete	character-12	68587	0	-
2	h14q2	Asset code	discrete	numeric-2.0	68587	0	-
3	h14q3	Do you, or anyone else in your household, own a functioning [ASSET]?	discrete	numeric-1.0	68587	0	-
4	h14q4	How many [...] do your household own at present as a NUMBER?	continuous	numeric-3.0	11060	57527	-
5	h14q3A	Who is the primary owner of this/these asset(s)	discrete	character-10	14515	0	-
6	h14q3B	Who is the secondary owner of this/these asset(s)	discrete	character-10	8472	0	-
7	h14q5	What is the total estimated value of all the assets own by your household? ?	continuous	numeric-10.0	14478	54109	-
8	h14q2b	Number of Assets in Wave-1	continuous	numeric-3.0	3059	65528	-
9	h14q8	What is the correct number of assets at the last visit?	continuous	numeric-2.0	942	67645	-
10	h14q2c	Value of Assets in Wave-1	continuous	numeric-9.0	4614	63973	-
11	h14q6	Why less? (No. Of Assets)	discrete	numeric-1.0	854	67733	-
12	h14q7	Why More?(No.Of Assets)	discrete	numeric-1.0	1992	66595	-
13	wgt_X	Cross sectional weight for 2013_2014 panel survey	continuous	numeric-16.0	68587	0	-

File GSEC14B

#	Name	Label	Type	Format	Valid	Invalid	Question
1	HHID	Household Unique Identifier in 2013/14	discrete	character-12	24946	0	-

File GSEC14B

#	Name	Label	Type	Format	Valid	Invalid	Question
2	HHASH_ID	Asset code	discrete	numeric-2.0	24946	0	-
3	h14Bq2	Did any member of your household own [ASSET] 2 or 4 years ago?	discrete	numeric-1.0	24946	0	-
4	h14Bq3a	How many [...] did your household own 2 years ago?	continuous	numeric-2.0	8990	15956	-
5	h14Bq3b	How many [...] did your household own 4 years ago?	continuous	numeric-2.0	8990	15956	-
6	wgt_X	Cross sectional weight for 2013_2014 panel survey	continuous	numeric-16.0	24946	0	-

File GSEC15

#	Name	Label	Type	Format	Valid	Invalid	Question
1	HHID	Household Unique Identifier in 2013/14	discrete	character-12	3119	0	-
2	T6FQ01a	Ave No of HH member male adults present in last 7 days	continuous	numeric-1.0	3118	1	-
3	T6FQ01b	Ave No of HH member female adults present in last 7 days	continuous	numeric-1.0	3118	1	-
4	T6FQ01c	Ave No of HH member male children present in last 7 days	continuous	numeric-1.0	3118	1	-
5	T6FQ01d	Ave No of HH member female children present in last 7 days	continuous	numeric-2.0	3118	1	-
6	T6FQ01e	Ave No of visitor male adults present in last 7 days	continuous	numeric-2.0	3118	1	-
7	T6FQ01f	Ave No of visitor female adults present in last 7 days	continuous	numeric-2.0	3118	1	-
8	T6FQ01g	Ave No of visitor male children present in last 7 days	continuous	numeric-2.0	3118	1	-
9	T6FQ01h	Ave No of visitor female children present in last 7 days	continuous	numeric-2.0	3118	1	-
10	wgt_X	Cross sectional weight for 2013_2014 panel survey	continuous	numeric-16.0	3119	0	-

File GSEC15B

#	Name	Label	Type	Format	Valid	Invalid	Question
1	HHID	Household Unique Identifier in 2013/14	discrete	character-12	50422	0	-
2	itmed	Code consumption item	discrete	numeric-3.0	50422	0	-
3	h15bq2c	Food grouping	discrete	numeric-2.0	50422	0	-
4	h15bq3a	In the past [RECALL] did household consume any [ITEM]?	discrete	numeric-1.0	50422	0	-
5	h15bq3b	How many days in the past [PERIOD] was [ITEM] consumed?	continuous	numeric-1.0	50387	35	-

File GSEC15B

#	Name	Label	Type	Format	Valid	Invalid	Question
6	untcd	Unit of quantity	discrete	numeric-6.0	49624	798	-
7	h15bq4	How much came from purchases consumed at home in the past [RECALL]? QUANTITY	continuous	numeric-19.0	33547	16875	-
8	h15bq5	How much came from purchases consumed at home in the past [RECALL]? VALUE	continuous	numeric-6.0	33586	16836	-
9	h15bq6	How much came from purchases away from home in the past [RECALL]? QUANTITY	continuous	numeric-4.0	764	49658	-
10	h15bq7	How much came from purchases away from home in the past [RECALL]? VALUE	continuous	numeric-6.0	1313	49109	-
11	h15bq8	How much came from own-production in the past [RECALL]? QUANTITY	continuous	numeric-17.0	12757	37665	-
12	h15bq9	How much came from own-production in the past [RECALL]? VALUE	continuous	numeric-6.0	12776	37646	-
13	h15bq10	How much came from gifts \in-kind sources in the past [RECALL]? QUANTITY	continuous	numeric-3.0	2936	47486	-
14	h15bq11	How much came from gifts \in-kind sources in the past [RECALL]? VALUE	continuous	numeric-6.0	3100	47322	-
15	h15bq14	How much [ITEM] did your household consume in total in the past [RECALL]? QUANTITY	continuous	numeric-3.0	49646	776	-
16	h15bq15	How much [ITEM] did your household consume in total in the past [RECALL]? VALUE	continuous	numeric-6.0	50422	0	-
17	h15bq12	Market Price	continuous	numeric-6.0	36974	13448	-
18	h15bq13	Farm Gate Price	continuous	numeric-5.0	12757	37665	-
19	wgt_X	Cross sectional weight for 2013_2014 panel survey	continuous	numeric-16.0	50422	0	-

File GSEC15BB_2

#	Name	Label	Type	Format	Valid	Invalid	Question
1	HHID	Household Unique Identifier in 2013/14	discrete	character-12	3119	0	-
2	h15bq14_1	Have you heard of or do you have any knowledge about food fortification?	discrete	numeric-1.0	3053	66	-
3	wgt_X	Cross sectional weight for 2013_2014 panel survey	continuous	numeric-16.0	3119	0	-

File GSEC15BB_3

#	Name	Label	Type	Format	Valid	Invalid	Question
1	HHID	Household Unique Identifier in 2013/14	discrete	character-12	18803	0	-
2	PID	PERSON IDENTIFIER	discrete	character-10	18803	0	-
3	T6FQ02a	Did [NAME] miss any of the meals taken by the household in the last 7 days?	discrete	numeric-1.0	18646	157	-
4	T6FQ02b	Number of meals that [NAME] missed (between 1 and 14)	continuous	numeric-2.0	4043	14760	-
5	wgt_X	Cross sectional weight for 2013_2014 panel survey	continuous	numeric-16.0	18803	0	-

File GSEC15BB

#	Name	Label	Type	Format	Valid	Invalid	Question
1	HHID	Household Unique Identifier in 2013/14	discrete	character-12	15594	0	-
2	h15bqid	FOOD ITEM CODE	discrete	numeric-3.0	15594	0	-
3	h15bq14	Did the household consume [ITEM]?	discrete	numeric-1.0	15514	80	-
4	h15bq15	Is the ITEM fortified?	discrete	numeric-1.0	9353	6241	-
5	h15bq16b	MAIZE BRAND	discrete	numeric-2.0	1752	13842	-
6	h15bq17b	COOKING OIL BRAND	discrete	numeric-2.0	2271	13323	-
7	h15bq18b	SUGAR BRAND	discrete	numeric-2.0	2285	13309	-
8	h15bq19b	SALT BRAND	discrete	numeric-2.0	3007	12587	-
9	h14q20B	WHEATBRAND	discrete	numeric-2.0	38	15556	-
10	wgt_X	Cross sectional weight for 2013_2014 panel survey	continuous	numeric-16.0	15594	0	-

File GSEC15C

#	Name	Label	Type	Format	Valid	Invalid	Question
1	HHID	Household Unique Identifier in 2013/14	discrete	character-12	34136	0	-
2	itmcd	Item code	discrete	numeric-3.0	34136	0	-
3	h15cq2	In the past [RECALL] did household purchase any [ITEM]?	discrete	numeric-1.0	34136	0	-
4	h15cq3	Unit code	discrete	numeric-3.0	13646	20490	-
5	h15cq4	How much came from purchases in the past [RECALL]? QUANTITY	continuous	numeric-18.0	11861	22275	-
6	h15cq5	How much came from purchases in the past [RECALL]? VALUE	continuous	numeric-7.0	27525	6611	-
7	h15cq6	How much came from own-production in the past [RECALL]? QUANTITY	continuous	numeric-4.0	365	33771	-

File GSEC15C

#	Name	Label	Type	Format	Valid	Invalid	Question
8	h15cq7	How much came from own-production in the past [RECALL]? VALUE	continuous	numeric-7.0	2858	31278	-
9	h15cq8	How much came from gifts \in-kind sources in the past [RECALL]? QUANTIY	continuous	numeric-17.0	1603	32533	-
10	h15cq9	How much came from gifts \in-kind sources in the past [RECALL]? VALUE	continuous	numeric-7.0	4073	30063	-
11	h15cq10	Market Price	continuous	numeric-5.0	13632	20504	-
12	wgt_X	Cross sectional weight for 2013_2014 panel survey	continuous	numeric-16.0	34136	0	-

File GSEC15D

#	Name	Label	Type	Format	Valid	Invalid	Question
1	HHID	Household Unique Identifier in 2013/14	discrete	character-12	28813	0	-
2	h15dq2	Item code	discrete	numeric-3.0	28813	0	-
3	h15dq2_1	In the past [RECALL] did household purchase any [ITEM]?	discrete	numeric-1.0	28813	0	-
4	h15dq3	How much came from purchases in the past [RECALL]? VALUE	continuous	numeric-8.0	27736	1077	-
5	h15dq4	How much came from own-production in the past [RECALL]? VALUE	continuous	numeric-6.0	87	28726	-
6	h15dq5	How much came from gifts \in-kind sources in the past [RECALL]? VALUE	continuous	numeric-8.0	1441	27372	-
7	wgt_X	Cross sectional weight for 2013_2014 panel survey	continuous	numeric-16.0	28813	0	-

File GSEC15E

#	Name	Label	Type	Format	Valid	Invalid	Question
1	HHID	Household Unique Identifier in 2013/14	discrete	character-12	2898	0	-
2	h15eq2	-	discrete	numeric-3.0	2898	0	-
3	h15eq2_1	In the past [RECALL] did household purchase any [ITEM]?	discrete	numeric-1.0	2898	0	-
4	h15eq3	How much came from purchases in the past [RECALL]? VALUE	continuous	numeric-8.0	2897	1	-
5	wgt_X	Cross sectional weight for 2013_2014 panel survey	continuous	numeric-16.0	2898	0	-

File GSEC16							
#	Name	Label	Type	Format	Valid	Invalid	Question
1	HHID	Household Unique Identifier in 2013/14	discrete	character-12	62133	0	-
2	h16q00	SHOCK CODE	discrete	numeric-4.0	62133	0	-
3	h16q01	Did you experience this shock during the past 12 months?	discrete	numeric-1.0	62133	0	-
4	h16q02a	When did the [SHOCK] first occur (month)?	discrete	numeric-2.0	1577	60556	-
5	h16q2y	When did the [SHOCK] first occur (year)?	discrete	numeric-4.0	1572	60561	-
6	h16q02b	How long did the shock last?	continuous	numeric-2.0	1579	60554	-
7	h16q3a	As a result of the [SHOCK], was there a decline in your household's Income	discrete	numeric-1.0	1577	60556	-
8	h16q3b	As a result of the [SHOCK], was there a decline in your household's Assets	discrete	numeric-1.0	1576	60557	-
9	h16q3c	As a result of the [SHOCK], was there a decline in your household's Food product	discrete	numeric-1.0	1575	60558	-
10	h16q3d	As a result of the [SHOCK], was there a decline in your household's Food Purchas	discrete	numeric-1.0	1574	60559	-
11	h16q4a	How did your household cope with this [SHOCK]?	discrete	numeric-2.0	1579	60554	-
12	h16q4b	How did your household cope with this [SHOCK]?	discrete	numeric-2.0	1579	60554	-
13	h16q4c	How did your household cope with this [SHOCK]?	discrete	numeric-2.0	1579	60554	-
14	wgt_X	Cross sectional weight for 2013_2014 panel survey	continuous	numeric-16.0	62133	0	-

File GSEC17_1							
#	Name	Label	Type	Format	Valid	Invalid	Question
1	HHID	Household Unique Identifier in 2013/14	discrete	character-12	3114	0	-
2	h17q1	WHAT IS THE NAME OF THE RESPONDENT TO THIS SECTION?	discrete	character-10	3113	0	-
3	h17q2	Does every member of the household have at least two sets of clothes?	discrete	numeric-1.0	3113	1	-
4	h17q3	Does every child in this household (all those under 18 years old) have a blanket	discrete	numeric-1.0	3113	1	-
5	h17q4	Does every member of the household have at least one pair of shoes?	discrete	numeric-1.0	3113	1	-

File GSEC17_1

#	Name	Label	Type	Format	Valid	Invalid	Question
6	h17q5	How many meals, including breakfast are taken per day in your household?	continuous	numeric-1.0	3112	2	-
7	h17q6	What did you do when you last ran out of salt?	discrete	numeric-1.0	3113	1	-
8	h17q7	What did your children below 5 years old (0-4 years) have for breakfast yesterday?	discrete	numeric-2.0	3113	1	-
9	h17q8	What did your children between 5 to 13 years old have for breakfast yesterday?	discrete	numeric-2.0	3113	1	-
10	h17q9	Have you been faced with a situation when you did not have enough food to feed t	discrete	numeric-1.0	3113	1	-
11	wgt_X	Cross sectional weight for 2013_2014 panel survey	continuous	numeric-16.0	3114	0	-

File GSEC17_2

#	Name	Label	Type	Format	Valid	Invalid	Question
1	HHID	Household Unique Identifier in 2013/14	discrete	character-12	8749	0	-
2	h17q10b	Month	discrete	numeric-2.0	8749	0	-
3	h17q10a	When did you experience this situation?	discrete	numeric-1.0	8749	0	-
4	wgt_X	Cross sectional weight for 2013_2014 panel survey	continuous	numeric-16.0	8749	0	-

File GSEC17_3

#	Name	Label	Type	Format	Valid	Invalid	Question
1	HHID	Household Unique Identifier in 2013/14	discrete	character-12	10202	0	-
2	h17q11b	NO FOOD REASON CODE	discrete	numeric-2.0	10202	0	-
3	h17q11a	why did you experience this situation?	discrete	numeric-1.0	10202	0	-
4	wgt_X	Cross sectional weight for 2013_2014 panel survey	continuous	numeric-16.0	10202	0	-

File GSEC17_4

#	Name	Label	Type	Format	Valid	Invalid	Question
1	HHID	Household Unique Identifier in 2013/14	discrete	character-12	40209	0	-
2	h17q12	HH worried would run out of food because of a lack of money or other resources	discrete	numeric-1.0	40209	0	-
3	h17q13	HH household ran out of food because of a lack of money or other resources	discrete	numeric-1.0	40209	0	-

File GSEC17_4

#	Name	Label	Type	Format	Valid	Invalid	Question
4	h17q14	Child, age 14 or younger, in HH ate only one meal in a day or went without eatin	discrete	numeric-1.0	40209	0	-
5	h17q15	HH member above the age of 14 had to consume fewer kinds of foods because of a l	discrete	numeric-1.0	40209	0	-
6	h17q16	HH member above the age of 14 had to skip a meal because of a lack of money or o	discrete	numeric-1.0	40209	0	-
7	h17q17	HH above the age of 14 ate less than you believe you should because of a lack of	discrete	numeric-1.0	40209	0	-
8	h17q18	HH above the age of 14 felt hungry but did not eat because of a lack of money or	discrete	numeric-1.0	40209	0	-
9	h17q19	HH member above the age of 14 ate only one meal in a day or went without eating	discrete	numeric-1.0	40209	0	-
10	h17q21	Child, age 14 or younger in HH did not eat healthy and nutritious foods because	discrete	numeric-1.0	40209	0	-
11	h17q22	Child, age 14 or younger in HH had to skip a meal because of a lack of money or	discrete	numeric-1.0	40209	0	-
12	h17q23	Child, age 14 or younger, in HH ate less than you believed he/she should because	discrete	numeric-1.0	40209	0	-
13	h17q24	Child, age 14 or younger, in HH had to be served less food to any child in your	discrete	numeric-1.0	40209	0	-
14	h17q25	Child, age 14 or younger, in HH felt hungry but did not eat because of a lack of	discrete	numeric-1.0	40209	0	-
15	h17q26	Child, age 14 or younger, in HH ate only one meal in a day or went without eating for a whole day because of a lack of money or other resources	discrete	numeric-1.0	40209	0	-
16	wgt_X	Cross sectional weight for 2013_2014 panel survey	continuous	numeric-16.0	40209	0	-

File GSEC19

#	Name	Label	Type	Format	Valid	Invalid	Question
1	HHID	Household Unique Identifier in 2013/14	discrete	character-12	3119	0	-
2	h19q1	During the last completed cropping season(1st Season of 2013 : Jan - June 2013)	discrete	numeric-1.0	3119	0	-

File GSEC19

#	Name	Label	Type	Format	Valid	Invalid	Question
3	h19q2	During the last 12 months , has any member of your household raised livestock,po	discrete	numeric-1.0	3119	0	-
4	wgt_X	Cross sectional weight for 2013_2014 panel survey	continuous	numeric-16.0	3119	0	-

File WSEC1A

#	Name	Label	Type	Format	Valid	Invalid	Question
1	HHID	Household Unique Identifier in 2013/14	discrete	character-12	1878	0	-
2	PID	PERSON IDENTIFIER	discrete	character-10	1878	0	-
3	w1aq7	Status of this woman's interview	discrete	numeric-1.0	1878	0	-
4	w1aq8	Reason for not participating in the survey	discrete	numeric-1.0	0	1878	-
5	h1aq1a	District of residence in 2013/14	continuous	numeric-3.0	1878	0	-
6	h1aq3a	COUNTY / SUBCOUNTY WHERE HH IS INTERVIEWED	continuous	numeric-6.0	1878	0	-
7	h1aq3b	L2Name	discrete	character-26	1878	0	-
8	h1aq4a	PARISH WHERE HH IS INTERVIEWED	continuous	numeric-8.0	1878	0	-
9	h1aq4b	L3Name	discrete	character-27	1878	0	-
10	urban	Urban/Rural Identifier	discrete	numeric-1.0	1878	0	-
11	DynID	Dynasty ID	discrete	numeric-5.0	1878	0	-
12	ea	Enumeration area	continuous	numeric-3.0	1878	0	-
13	year	Year when the interview was completed	discrete	numeric-4.0	1878	0	-
14	month	Month when the interview was completed	discrete	numeric-2.0	1878	0	-
15	day	Day when the interview was completed	discrete	character-2	1878	0	-
16	region	Region of Residence in 2013/14	discrete	numeric-1.0	1878	0	-
17	regurb	RegionxRural/Urban	discrete	numeric-2.0	1878	0	-
18	result_c_.	Interview completion status	discrete	numeric-1.0	1878	0	-
19	sregion	Sub-region	discrete	numeric-2.0	1878	0	-
20	rotate	Household rotation status	discrete	numeric-1.0	1878	0	-
21	consumpt_.	Consumption section completion status	discrete	numeric-1.0	1878	0	-
22	wgt_X	Cross sectional weight for 2013_2014 panel survey	continuous	numeric-16.0	1878	0	-
23	HHID_old	Household Identifier to Link Data to Previous Waves (2005/06 - 2011/12)	discrete	numeric-19.0	1614	264	-

File WSEC1A

#	Name	Label	Type	Format	Valid	Invalid	Question
24	wgt	Household weight panel weight	continuous	numeric-11.0	1878	0	-
25	wave	Forth wave	discrete	numeric-1.0	1878	0	-
26	age	Age in Years?	continuous	numeric-2.0	1878	0	-
27	wgt_wm	Woman weight	continuous	numeric-8.0	1878	0	-

File WSEC2

#	Name	Label	Type	Format	Valid	Invalid	Question
1	HHID	Household Unique Identifier in 2013/14	discrete	character-12	1837	0	-
2	PID	PERSON IDENTIFIER	discrete	character-10	1837	0	-
3	w2q1a	Are you currently married or living together with a man as if married?	discrete	numeric-1.0	1837	0	-
4	w2q1b	Who is your husband/partner?	discrete	character-10	1032	0	-
5	w2q1c	Is this the first time you have been married or lived together with a man as if	discrete	numeric-1.0	1117	720	-
6	w2q2	Have you ever been married or lived together with a man as if married?	discrete	numeric-1.0	719	1118	-
7	w2q3	What is your marital status now: are you widowed, divorced, or separated?	discrete	numeric-1.0	248	1589	-
8	w2q4	How old were you when you first started living together?	continuous	numeric-4.0	1365	472	-
9	w2q5	How old was your partner when you first started living together?	continuous	numeric-3.0	1363	474	-
10	wgt_X	Cross sectional weight for 2013_2014 panel survey	continuous	numeric-16.0	1837	0	-

File WSEC3

#	Name	Label	Type	Format	Valid	Invalid	Question
1	HHID	Household Unique Identifier in 2013/14	discrete	character-12	2906	0	-
2	PID	PERSON IDENTIFIER	discrete	character-10	2906	0	-
3	w3q1	Are you pregnant	discrete	numeric-1.0	2906	0	-
4	w3q2	Are you currently doing something or using any method to delay or avoid getting	discrete	numeric-1.0	2662	244	-
5	w3q2a	Have you ever done something or used any method to delay or avoid getting pregna	discrete	numeric-1.0	2100	806	-
6	w3q3a	Female sterilization	discrete	numeric-1.0	2906	0	-

File WSEC3							
#	Name	Label	Type	Format	Valid	Invalid	Question
7	w3q3b	Male sterilization	discrete	numeric-1.0	2906	0	-
8	w3q3c	IUD	discrete	numeric-1.0	2906	0	-
9	w3q3d	Injectables	discrete	numeric-1.0	2906	0	-
10	w3q3e	Implants	discrete	numeric-1.0	2906	0	-
11	w3q3f	Pill	discrete	numeric-1.0	2906	0	-
12	w3q3g	Male condom	discrete	numeric-1.0	2906	0	-
13	w3q3h	Female condom	discrete	numeric-1.0	2906	0	-
14	w3q3i	Diaphragm	discrete	numeric-1.0	2906	0	-
15	w3q3j	Foam/ Jelly	discrete	numeric-1.0	2906	0	-
16	w3q3k	Lactational amenorrhoea method (LAM)	discrete	numeric-1.0	2906	0	-
17	w3q3l	Periodic abstinence/Rhythm	discrete	numeric-1.0	2906	0	-
18	w3q3m	Withdrawal	discrete	numeric-1.0	2906	0	-
19	w3q3o	Other	discrete	numeric-1.0	2906	0	-
20	w3q3q	Other Description	discrete	character-39	11	0	-
21	wgt_X	Cross sectional weight for 2013_2014 panel survey	continuous	numeric-16.0	2906	0	-

File WSEC4							
#	Name	Label	Type	Format	Valid	Invalid	Question
1	HHID	Household Unique Identifier in 2013/14	discrete	character-12	2900	0	-
2	PID	PERSON IDENTIFIER	discrete	character-10	2900	0	-
3	w4q1	Have you ever given birth?	discrete	numeric-1.0	2859	41	-
4	w4q4	Do you have any sons or daughters to whom you have given birth who are now livin	discrete	numeric-1.0	2142	758	-
5	w4q5a	How many sons live with you	discrete	numeric-1.0	2016	884	-
6	w4q5b	How many daughters live with you at the moment?	discrete	numeric-1.0	2016	884	-
7	w4q6	Do you have any sons or daughters to whom you have given birth who are alive but	discrete	numeric-1.0	2142	758	-
8	w4q7a	How many sons are alive but do not live with you?	discrete	numeric-1.0	913	1987	-
9	w4q7b	How many daughters are alive but do not live with you?	discrete	numeric-1.0	913	1987	-
10	w4q8	Have you ever given birth to a boy or girl who was born alive but later died?	discrete	numeric-1.0	2760	140	-
11	w4q9a	How many boys have died?	discrete	numeric-1.0	735	2165	-
12	w4q9b	How many girls have died?	discrete	numeric-1.0	734	2166	-

File WSEC4							
#	Name	Label	Type	Format	Valid	Invalid	Question
13	w4q10	Total number of children borne by this woman	discrete	numeric-2.0	2866	34	-
14	w4q12a	When did you ([NAME]) deliver your last child born alive (even if s/he has died)	discrete	numeric-2.0	2137	763	-
15	w4q12b	(Month)	discrete	numeric-2.0	2139	761	-
16	w4q12c	(Year)	discrete	numeric-4.0	2140	760	-
17	w4q13aa	Have you ([NAME]) given birth in the last 2 years?	discrete	numeric-1.0	2142	758	-
18	w4q13a	Doctor	discrete	numeric-1.0	2900	0	-
19	w4q13b	Nurse/Midwife	discrete	numeric-1.0	2900	0	-
20	w4q13c	Medical Assistant/ Clinical Officer	discrete	numeric-1.0	2900	0	-
21	w4q13d	Nursing Aide	discrete	numeric-1.0	2900	0	-
22	w4q13e	Traditional Birth Attendant	discrete	numeric-1.0	2900	0	-
23	w4q13f	Relative/Friend	discrete	numeric-1.0	2900	0	-
24	w4q13o	Other (specify)	discrete	numeric-1.0	2900	0	-
25	w4q13p	OTHER description	discrete	character-46	37	0	-
26	w4q13x	No-one	discrete	numeric-1.0	2900	0	-
27	w4q14	Where did you ([NAME]) give birth to [NAME OF LAST CHILD]?	discrete	numeric-2.0	1029	1871	-
28	w4q14b	IF UNABLE TO DETERMINE TYPE OF FACILITY, WRITE THE NAME OF THE PLACE.	discrete	character-1	0	0	-
29	w4q19	Was the child weighed at birth?	discrete	numeric-1.0	1029	1871	-
30	w4q20	What was the weight of the child? (record how the value is provided)	discrete	numeric-1.0	596	2304	-
31	w4q21	Weight of the child at birth (Kg with 2 decimal places)	continuous	numeric-1.0	569	2331	-
32	wgt_X	Cross sectional weight for 2013_2014 panel survey	continuous	numeric-16.0	2900	0	-

File WSEC5							
#	Name	Label	Type	Format	Valid	Invalid	Question
1	HHID	Household Unique Identifier in 2013/14	discrete	character-12	2900	0	-
2	PID	PERSON IDENTIFIER	discrete	character-10	2900	0	-
3	w5q2	When you became pregnant, did you want to become pregnant at that time?	discrete	numeric-1.0	226	2674	-
4	w5q3	Did you want to have a baby later on or did you not want any (more) children?	discrete	numeric-1.0	75	2825	-

File WSEC5							
#	Name	Label	Type	Format	Valid	Invalid	Question
5	w5q4	After the child you are now expecting, would you like to have another child, or	discrete	numeric-1.0	226	2674	-
6	w5q6	Would you like to have (a/ another) child, or would you prefer not to have any (m	discrete	numeric-1.0	2586	314	-
7	w5q7a	How long would you like to wait before the birth of (a/ another) child?	discrete	numeric-3.0	1251	1649	-
8	w5q7b	How long would you like to wait before the birth of (a/ another) child? (YEARS)	continuous	numeric-2.0	755	2145	-
9	w5q7c	How long would you like to wait before the birth of (a/ another) child (MONTHS)?	continuous	numeric-3.0	755	2145	-
10	w5q10	Do you think you are physically able to get pregnant at this time?	discrete	numeric-1.0	2242	658	-
11	w5q11a	Infrequent sex / No sex	discrete	numeric-1.0	2900	0	-
12	w5q11b	Menopausal	discrete	numeric-1.0	2900	0	-
13	w5q11c	Never menstruated	discrete	numeric-1.0	2900	0	-
14	w5q11d	Hysterectomy (surgical removal of uterus)	discrete	numeric-1.0	2900	0	-
15	w5q11e	Has been trying to get pregnant for 2 years or more without result	discrete	numeric-1.0	2900	0	-
16	w5q11f	Postpartum amenorrheic	discrete	numeric-1.0	2900	0	-
17	w5q11g	Breastfeeding	discrete	numeric-1.0	2900	0	-
18	w5q11h	Too old	discrete	numeric-1.0	2900	0	-
19	w5q11i	Fatalistic	discrete	numeric-1.0	2900	0	-
20	w5q11o	Other (specify)	discrete	numeric-1.0	2900	0	-
21	w5q11p	Other Description	discrete	character-55	47	0	-
22	w5q11x	DK	discrete	numeric-1.0	2900	0	-
23	w5q13c	When did your last menstrual period start?	discrete	numeric-3.0	2840	60	-
24	w5q13a	When did your last menstrual period start (amount of time ago)?	continuous	numeric-2.0	2302	598	-
25	w5q13b	When did your last menstrual period start? (units)	discrete	numeric-1.0	2303	597	-
26	wgt_X	Cross sectional weight for 2013_2014 panel survey	continuous	numeric-16.0	2900	0	-

File AGSEC1							
#	Name	Label	Type	Format	Valid	Invalid	Question
1	hh	Unique identifier in 20013/14	discrete	character-12	2495	0	-

File AGSEC1

#	Name	Label	Type	Format	Valid	Invalid	Question
2	wgt_X	Cross sectional weight for 2013_2014 panel survey	continuous	numeric-16.0	2495	0	-
3	HHID	Household ID	discrete	numeric-9.0	2495	0	-
4	region	Region	discrete	numeric-1.0	2495	0	-
5	urban	Rural/urban	discrete	numeric-1.0	2495	0	-
6	district_..	DISTRICT WHERE HH IS INTERVIEWED	discrete	character-3	2495	0	-
7	district_..	L1Name	discrete	character-13	2495	0	-
8	scounty_..	COUNTY / SUBCOUNTY WHERE HH IS INTERVIEWED	continuous	numeric-6.0	2495	0	-
9	subcount_..	L2Name	discrete	character-26	2495	0	-
10	parish_c_..	PARISH WHERE HH IS INTERVIEWED	continuous	numeric-8.0	2495	0	-
11	parish_n_..	L3Name	discrete	character-27	2495	0	-
12	h1aq5	Enumeration Area (EA)	discrete	numeric-1.0	0	2495	-
13	ea	EA	continuous	numeric-3.0	2495	0	-
14	HHID_old	Household Identifier to Link Data to Previous Waves (2005/06 - 2011/12)	discrete	numeric-19.0	1520	975	-
15	rotate	Household rotation status	discrete	numeric-1.0	2495	0	-
16	wgt	Weight	continuous	numeric-16.0	2495	0	-
17	wave	Wave	discrete	numeric-1.0	2495	0	-
18	a1bq6	Response Code	discrete	numeric-1.0	2483	12	-
19	a1bq7	Response Code Agriculture Visit 2	discrete	numeric-1.0	1957	538	-
20	a1bq8	If the household is not able to participate in the survey, give reason.	discrete	numeric-1.0	40	2455	-
21	day_v1	First visit day of interview	discrete	character-2	2411	0	-
22	month_v1	First visit month of interview	discrete	character-2	2411	0	-
23	year_v1	First visit year of interview	discrete	character-4	2411	0	-
24	day_v2	Second visit day of interview	discrete	character-2	2222	0	-
25	month_v2	Second visit month of interview	discrete	character-2	2222	0	-
26	year_v2	Second visit year of interview	discrete	character-4	2222	0	-
27	nonresp	Response code	discrete	numeric-1.0	2495	0	-

File AGSEC2A

#	Name	Label	Type	Format	Valid	Invalid	Question
1	HHID	Household ID	discrete	numeric-9.0	4142	0	-
2	parcelID	AParcel	discrete	numeric-2.0	4142	0	-
3	a2aq1owned	A2BQ1:Ownership	discrete	numeric-1.0	4142	0	-

File AGSEC2A

#	Name	Label	Type	Format	Valid	Invalid	Question
4	a2aq4	A2BQ4: Size of the Parcel in Acres	continuous	numeric-19.0	1917	2225	-
5	a2aq5	A2BQ5:Size of this parcel in acres- Farmer estimation	continuous	numeric-18.0	4142	0	-
6	a2aq5_1	Parcel_Resp: Record member of household who is the respondent for each parcel.	continuous	numeric-8.0	4141	1	-
7	a2aq5_2	Were you able to visit the parcel to record the GPS measurement?	discrete	numeric-1.0	4132	10	-
8	a2aq5_2_1	Why was the GPS measurement not captured?	discrete	numeric-1.0	2158	1984	-
9	a2aq6	A2BQ6:Location: How long does it take to travel from the homestead to this parce	discrete	numeric-1.0	4142	0	-
10	a2aq7	A2BQ6:Tenure System	discrete	numeric-1.0	4142	0	-
11	a2aq8	A2AQ8:How did you acquire this parcel?	discrete	numeric-1.0	4142	0	-
12	a2aq9	A2AQ9:In which year did you first acquire this parcel?	continuous	numeric-4.0	4142	0	-
13	a2aq10	A2AQ10:Do you currently have access to this parcel?	discrete	numeric-1.0	4142	0	-
14	a2aq11a	What was or is the primary use of the parcel during the 1st cropping season 201	discrete	numeric-2.0	4142	0	-
15	a2aq11b	What was or is the primary use of the parcel during the 2nd cropping season 2013	discrete	numeric-2.0	4142	0	-
16	a2aq12	A2AQ12:What was the most recent year/agricultural season in which the parcel was	continuous	numeric-4.0	4142	0	-
17	a2aq13a	A2AQ13a:How many consecutive years was this parcel left fallow ?	continuous	numeric-2.0	495	3647	-
18	a2aq13b	A2AQ13b:How many consecutive years was the parcel left fallow this last time and	discrete	numeric-1.0	494	3648	-
19	a2aq14	A2BQ16:How much rent did you or will you receive (if sharecropped -out give the	continuous	numeric-7.0	40	4102	-
20	a2aq15a	A2AQ15a:What proportion of the parcel did you cultivate/plant?	continuous	numeric-3.0	3635	507	-
21	a2aq15b	A2AQ15b:What proportion of the parcel did you cultivate/plant?	continuous	numeric-3.0	3354	788	-
22	a2aq16	A2BQ14:What soil type is this parcel?	discrete	numeric-1.0	4142	0	-
23	a2aq17	A2BQ15:What soil/land quality is in this parcel?	discrete	numeric-1.0	4142	0	-

File AGSEC2A							
#	Name	Label	Type	Format	Valid	Invalid	Question
24	a2aq18	A2BQ16:What is the main water source to this parcel?	discrete	numeric-1.0	4142	0	-
25	a2aq19	A2BQ17:In general, what is the topography of this parcel?	discrete	numeric-1.0	4142	0	-
26	a2aq20	A2BQ18:During the last completed season, were there any problems with erosion in	discrete	numeric-1.0	4142	0	-
27	a2aq21	A2BQ19: What was the cause of these erosion problems?	discrete	numeric-1.0	450	3692	-
28	a2aq22a	A2BQ20A:Is there any erosion control/water harvesting facility on this parcel?	discrete	numeric-2.0	502	3640	-
29	a2aq22b	A2BQ20B:Is there any erosion control/water harvesting facility on this parcel?	discrete	numeric-2.0	338	3804	-
30	a2aq23	A2AQ23:Does this parcel have a formal certificate of title or customary certific	discrete	numeric-1.0	4142	0	-
31	a2aq24a	A2A24A:Who has the use rights to [A2BQ3] Parcel?(1st Per	continuous	numeric-8.0	3256	886	-
32	a2aq24b	A2A24B:Who has the Ownership rights to [A2BQ3] Parcel?(2	continuous	numeric-8.0	2547	1595	-
33	a2aq25	A2AQ25:Have you ever been concerned that somebody might dispute your ownership/	discrete	numeric-1.0	4138	4	-
34	a2aq26a	A2AQ26A:Which household memberâ€™s name is on the title/certificate?<font color=	continuous	numeric-8.0	908	3234	-
35	a2aq26b	A2AQ26B:Which household memberâ€™s name is on the title/certificate?<font color=	continuous	numeric-8.0	800	3342	-
36	a2aq27a	A2AQ27A:Who can decide whether to sell this parcel or use it as collateral?<font	continuous	numeric-8.0	4139	3	-
37	a2aq27b	A2AQ27B:Who can decide whether to sell this parcel or use it as collateral?<font	continuous	numeric-8.0	3999	143	-
38	hh	Unique identifier in 20013/14	discrete	character-12	4142	0	-
39	wgt_X	Cross sectional weight for 2013_2014 panel survey	continuous	numeric-16.0	4142	0	-

File AGSEC2B							
#	Name	Label	Type	Format	Valid	Invalid	Question
1	HHID	Household ID	discrete	numeric-9.0	1294	0	-

File AGSEC2B							
#	Name	Label	Type	Format	Valid	Invalid	Question
2	parcelID	AParcel	discrete	numeric-2.0	1294	0	-
3	a2bq1owned	A2BQ1:Ownership	discrete	numeric-1.0	1294	0	-
4	Parcel_R_	Parcel_Res: Record member of household who is the respondent for each parcel.	continuous	numeric-8.0	1293	1	-
5	a2bq4	A2BQ4: Size of the Parcel in Acres	continuous	numeric-18.0	184	1110	-
6	a2bq5	A2BQ5:Size of this parcel in acres- Farmer estimation	continuous	numeric-17.0	1294	0	-
7	a2bq5_2_1	Why was the GPS measurement not captured?	discrete	numeric-1.0	1091	203	-
8	a2bq5_2	Were you able to visit the parcel to record the GPS measurement?	discrete	numeric-1.0	1284	10	-
9	a2bq6	A2BQ6:Location: How long does it take to travel from the homestead to this parce	discrete	numeric-1.0	1294	0	-
10	a2bq7	A2BQ6:Tenure System	discrete	numeric-1.0	1292	2	-
11	a2bq8	A2BQ8:How did you acquire this parcel?	discrete	numeric-1.0	1292	2	-
12	a2bq9	A2BQ9:How much rent did you or will you pay to the land owner during the two cro	continuous	numeric-6.0	854	440	-
13	a2bq10	A2BQ10:For how many years have you been in continued possession of this parcel?	continuous	numeric-2.0	1292	2	-
14	a2bq11	A2BQ11:Do you have to renew your use rights to this parcel at least once a year?	discrete	numeric-1.0	1291	3	-
15	a2bq12a	A2BQ12A:What was or is the primary use of this parcel during the 1st cropping s	discrete	numeric-2.0	1294	0	-
16	a2bq12b	A2BQ12B:What was the primary use of this parcel during the 2nd cropping season 2	discrete	numeric-2.0	1294	0	-
17	a2bq12a1	A2BQ12A1:What type of fallow was/is being used during the two cropping seasons?-	discrete	numeric-1.0	133	1161	-
18	a2bq12b1	A2BQ12B1:What type of fallow was/is being used during the two cropping seasons?-	discrete	numeric-1.0	140	1154	-
19	a2bq13	A2BQ16:How much rent did you or will you receive (if sharecropped -out give the	continuous	numeric-5.0	4	1290	-
20	a2bq14	A2BQ14:What soil type is this parcel?	discrete	numeric-1.0	1291	3	-
21	a2bq15	A2BQ15:What soil/land quality is in this parcel?	discrete	numeric-1.0	1290	4	-

File AGSEC2B

#	Name	Label	Type	Format	Valid	Invalid	Question
22	a2bq16	A2BQ16:What is the main water source to this parcel?	discrete	numeric-1.0	1290	4	-
23	a2bq17	A2BQ17:In general, what is the topography of this parcel?	discrete	numeric-1.0	1290	4	-
24	a2bq18	A2BQ18:During the last completed season, were there any problems with erosion in	discrete	numeric-1.0	1290	4	-
25	a2bq19	A2BQ19: What was the cause of these erosion problems?	discrete	numeric-1.0	116	1178	-
26	a2bq20a	A2BQ20A:Is there any erosion control/water harvesting facility on this parcel?	discrete	numeric-2.0	135	1159	-
27	a2bq20b	A2BQ20B:Is there any erosion control/water harvesting facility on this parcel?	discrete	numeric-2.0	83	1211	-
28	a2bq21a	A2BQ21A:Who has the use rights to this parcel?	continuous	numeric-8.0	1289	5	-
29	a2bq21b	A2BQ21B:Who has the use rights to this parcel?	continuous	numeric-8.0	933	361	-
30	A2BQ12B...	<font:color=red>INTERV According to the discussion with the farmer, how	discrete	numeric-2.0	1083	211	-
31	A2BQ12A...	<font:color=red>INTERV b> According to the discussion with the farmer,	continuous	numeric-3.0	1063	231	-
32	hh	Unique identifier in 20013/14	discrete	character-12	1294	0	-
33	wgt_X	Cross sectional weight for 2013_2014 panel survey	continuous	numeric-16.0	1294	0	-

File AGSEC3A

#	Name	Label	Type	Format	Valid	Invalid	Question
1	HHID	Household ID	discrete	numeric-9.0	7550	0	-
2	parcelID	Record Parcel to which Plot Belongs	discrete	numeric-2.0	7548	2	-
3	plotID	Plot specific information	discrete	numeric-2.0	7550	0	-
4	a3aq3_1	Plot_Resp: Record member of household who is the respondent for each plot.	continuous	numeric-8.0	7549	1	-
5	a3aq3_2	A3AQ1A: Were the decisions concerning the timing of cropping activities, crop ch	discrete	numeric-1.0	7547	3	-
6	a3aq3_3	A3AQ1B: Who was the primary decision maker on the [A3AQ3] plot during 1st croppi	continuous	numeric-8.0	3012	4538	-
7	a3aq3_4a	A3AQ1C: Who were the decision makers on the	continuous	numeric-8.0	4535	3015	-

File AGSEC3A							
#	Name	Label	Type	Format	Valid	Invalid	Question
		[A3AQ3] plot during 1st cropping sea					
8	a3aq3_4b	A3AQ1D: Record second household member who was a decision maker on the [A3AQ3] p	continuous	numeric-8.0	4532	3018	-
9	a3aq3a	A3AQ3A: Was the parcel burned in preparation for planting?	discrete	numeric-1.0	7544	6	-
10	a3aq4	A3AQ4: Did you use any organic fertilizer on the parcel/plot?	discrete	numeric-1.0	7543	7	-
11	a3aq5	A3AQ5: What was the quantity used?	continuous	numeric-4.0	322	7228	-
12	a3aq6	A3AQ6: Was any of this purchased?	discrete	numeric-1.0	322	7228	-
13	a3aq7	A3AQ7: How much was purchased?	continuous	numeric-4.0	39	7511	-
14	a3aq8	A3AQ8: What was the value of the purchase?	continuous	numeric-7.0	39	7511	-
15	a3aq9	A3AQ9: Where did you buy most of it from?	discrete	numeric-1.0	39	7511	-
16	a3aq12	A3AQ12: What was the main source of organic fertilizer used on the parcel/plot?	discrete	numeric-1.0	285	7265	-
17	a3aq13	A3AQ13: Did you use any inorganic/ chemical fertilizer on the parcel/plot?	discrete	numeric-1.0	7543	7	-
18	a3aq14	What type was used? A3AQ14: What type was used?	discrete	numeric-1.0	156	7394	-
19	a3aq15	A3AQ15: What was the quantity used?	continuous	numeric-17.0	156	7394	-
20	a3aq16	A3AQ16: Was any of this purchased?	discrete	numeric-1.0	156	7394	-
21	a3aq17	A3AQ17: How much was purchased?	continuous	numeric-17.0	144	7406	-
22	a3aq18	A3AQ18: What was the value of the purchases?	continuous	numeric-7.0	144	7406	-
23	a3aq19	A3AQ19: Where did you buy most of it?	discrete	numeric-1.0	144	7406	-
24	a3aq22	A3AQ22: Did you use any pesticides on the parcel/plot?	discrete	numeric-1.0	7543	7	-
25	a3aq23	A3AQ23: What type was used?	discrete	numeric-2.0	364	7186	-
26	a3aq24b	A3AQ24B: How much quantity was used?	continuous	numeric-18.0	364	7186	-
27	a3aq24a	A3AQ24A: What was the quantity used?	discrete	numeric-1.0	364	7186	-
28	a3aq25	A3AQ25: Was any of this purchased?	discrete	numeric-1.0	364	7186	-

File AGSEC3A							
#	Name	Label	Type	Format	Valid	Invalid	Question
29	a3aq26	A3AQ26:What quantity was purchased?	continuous	numeric-18.0	348	7202	-
30	a3aq27	A3AQ27:What was the value of the purchase?	continuous	numeric-6.0	348	7202	-
31	a3aq28	A3AQ28: Where did you buy most of it?	discrete	numeric-1.0	348	7202	-
32	a3aq33a	A3AQ33A:Which members of the household worked on this plot?	continuous	numeric-8.0	7088	462	-
33	a3aq33b	A3AQ33B:Which members of the household worked on this plot-second member	continuous	numeric-8.0	5671	1879	-
34	a3aq33c	A3AQ33C:Which members of the household worked on this plot-third member?	continuous	numeric-8.0	3155	4395	-
35	a3aq33d	A3AQ33D:Which members of the household worked on this plot-fourth member?	continuous	numeric-8.0	2013	5537	-
36	a3aq33e	A3AQ33E:Which members of the household worked on this plot-fifth member?	continuous	numeric-8.0	1027	6523	-
37	a3aq33a_1	A3AQ33a_1:For this plot how many days did they work?	continuous	numeric-3.0	7088	462	-
38	a3aq33b_1	A3AQ33b_1:For this plot how many days did they work?-second member	continuous	numeric-3.0	5615	1935	-
39	a3aq33c_1	A3AQ33c_1:For this plot how many days did they work?-Third member	continuous	numeric-3.0	3114	4436	-
40	a3aq33d_1	A3AQ33d_1:For this plot how many days did they work?-forth member	continuous	numeric-2.0	1982	5568	-
41	a3aq33e_1	A3AQ33e_1:For this plot how many days did they work?-fifth member	continuous	numeric-2.0	1006	6544	-
42	a3aq34	A3AQ34:Did you hire any labour to work on this plot during the first season of 2	discrete	numeric-1.0	7545	5	-
43	a3aq35a	A3AQ35A:For this plot how many days did you hire in?-men	continuous	numeric-3.0	1888	5662	-
44	a3aq35b	A3AQ35B:For this plot how many days did you hire in?	continuous	numeric-3.0	1887	5663	-
45	a3aq35c	A3AQ35C:For this plot how many days did you hire in?	continuous	numeric-2.0	1888	5662	-
46	a3aq36	A3BQ36:How much did you pay including the value in-kind payments for these days	continuous	numeric-7.0	1888	5662	-
47	a3aq33	A3AQ33:How many household members worked on this plot during the first season of	discrete	numeric-2.0	7545	5	-

File AGSEC3A							
#	Name	Label	Type	Format	Valid	Invalid	Question
48	hh	Unique identifier in 20013/14	discrete	character-12	7550	0	-
49	wgt_X	Cross sectional weight for 2013_2014 panel survey	continuous	numeric-16.0	7550	0	-

File AGSEC3B							
#	Name	Label	Type	Format	Valid	Invalid	Question
1	HHID	Household ID	discrete	numeric-9.0	6756	0	-
2	plotID	APlot2	discrete	numeric-2.0	6756	0	-
3	parcelID	Record Parcel to which Plot Belongs	discrete	numeric-2.0	6755	1	-
4	a3bq3_1	Plot2_Resp: Record member of household who is the respondent for each plot.	continuous	numeric-8.0	6747	9	-
5	a3bq3_2	A3BQ1A: Were the decisions concerning the timing of cropping activities, crop ch	discrete	numeric-1.0	6747	9	-
6	a3bq3_3	A3BQ1B: Who was the primary decision maker on the [A3BQ3] plot?	continuous	numeric-8.0	2975	3781	-
7	a3bq3_4a	A3BQ1C: Who were the decision makers on the [A3BQ3] plot?	continuous	numeric-8.0	3771	2985	-
8	a3bq3_4b	A3BQ1D: Record second household member who was a decision maker on the [A3BQ3] p	continuous	numeric-8.0	3760	2996	-
9	a3bq3a	A3BQ3A: Was the parcel/ plot burned in preparation for planting?	discrete	numeric-1.0	6741	15	-
10	a3bq4	A3BQ4: Did you use any organic fertilizer on the parcel/plot?	discrete	numeric-1.0	6741	15	-
11	a3bq5	A3BQ5: What was the quantity used?	continuous	numeric-5.0	131	6625	-
12	a3bq6	A3BQ6: Was any of this purchased?	discrete	numeric-1.0	131	6625	-
13	a3bq7	A3BQ7: How much was purchased?	continuous	numeric-5.0	19	6737	-
14	a3bq8	A3BQ8: What was the value of the purchase?	continuous	numeric-6.0	19	6737	-
15	a3bq9	A3BQ9: Where did you buy most of it from?	discrete	numeric-1.0	19	6737	-
16	a3bq12	A3BQ12: What was the main source of organic fertilizer used on the parcel/plot?	discrete	numeric-1.0	112	6644	-
17	a3bq13	A3BQ13: Did you use any inorganic/ chemical fertilizer on the parcel/plot?	discrete	numeric-1.0	6741	15	-

File AGSEC3B

#	Name	Label	Type	Format	Valid	Invalid	Question
18	a3bq14	What type was used? A3BQ14:What type was used?	discrete	numeric-1.0	67	6689	-
19	a3bq15	A3BQ15:What was the quantity used?	continuous	numeric-17.0	67	6689	-
20	a3bq16	A3BQ16:Was any of this purchased?	discrete	numeric-1.0	67	6689	-
21	a3bq17	A3BQ17:How much was purchased?	continuous	numeric-17.0	62	6694	-
22	a3bq18	A3BQ18:What was the value of the purchases?	continuous	numeric-6.0	62	6694	-
23	a3bq19	A3BQ19:Where did you buy most of it?	discrete	numeric-1.0	61	6695	-
24	a3bq22	A3BQ22:Did you use any pesticides on the parcel/plot?	discrete	numeric-1.0	6741	15	-
25	a3bq23	A3BQ23:What type was used?	discrete	numeric-2.0	243	6513	-
26	a3bq24b	A3BQ24B:How much quantity was used?	continuous	numeric-19.0	243	6513	-
27	a3bq24a	A3BQ24A:What was the quantity used?	discrete	numeric-1.0	243	6513	-
28	a3bq25	A3BQ25:Was any of this purchased?	discrete	numeric-1.0	243	6513	-
29	a3bq26	A3BQ26:What quantity was purchased?	continuous	numeric-19.0	235	6521	-
30	a3bq27	A3BQ27:What was the value of the purchase?	continuous	numeric-6.0	234	6522	-
31	a3bq28	A3BQ28: Where did you buy most of it?	discrete	numeric-1.0	234	6522	-
32	A3BQ29	A3BQ29:Did you receive any of it on credit to be paid later?	discrete	numeric-1.0	234	6522	-
33	A3BQ30	A3BQ30: From whom did you receive the credit?	discrete	numeric-2.0	0	6756	-
34	a3bq33a	A3BQ33A:Which members of the household worked on this plot-first member	continuous	numeric-8.0	6400	356	-
35	a3bq33b	A3BQ33B:Which members of the household worked on this plot-second member	continuous	numeric-8.0	5089	1667	-
36	a3bq33c	A3BQ33C:Which members of the household worked on this plot-third member?	continuous	numeric-8.0	2820	3936	-
37	a3bq33d	A3BQ33D:Which members of the household worked on this plot-fourth member?	continuous	numeric-8.0	1730	5026	-
38	a3bq33e	A3BQ33E:Which members of the household worked on this plot-fifth member?	continuous	numeric-8.0	740	6016	-

File AGSEC3B

#	Name	Label	Type	Format	Valid	Invalid	Question
39	a3bq33a_1	A3BQ33a_1:For this plot how many days did they work?	continuous	numeric-3.0	6400	356	-
40	a3bq33b_1	A3BQ33_1:For this plot how many days did they work? Second member	continuous	numeric-3.0	5085	1671	-
41	a3bq33c_1	A3BQ33_1:For this plot how many days did they work? Third member	continuous	numeric-3.0	2816	3940	-
42	a3bq33d_1	A3BQ33_1:For this plot how many days did they work? Forth member	continuous	numeric-3.0	1726	5030	-
43	a3bq33e_1	A3BQ33_1:For this plot how many days did they work? Fifth member	continuous	numeric-2.0	739	6017	-
44	a3bq34	A3BQ34:Did you hire any labour to work on this plot during the second season of	discrete	numeric-1.0	6747	9	-
45	a3bq35a	A3BQ35A:For this plot how many days did you hire in?-men	continuous	numeric-2.0	1360	5396	-
46	a3bq35b	A3BQ35B:For this plot how many days did you hire in?	continuous	numeric-2.0	1360	5396	-
47	a3bq35c	A3BQ35C:For this plot how many days did you hire in?	continuous	numeric-2.0	1360	5396	-
48	a3bq36	A3BQ36:How much did you pay including the value in-kind payments for these days	continuous	numeric-7.0	1360	5396	-
49	a3bq33	A3BQ33:How many household members worked on this plot during the second season o	discrete	numeric-2.0	6745	11	-
50	hh	Unique identifier in 20013/14	discrete	character-12	6756	0	-
51	wgt_X	Cross sectional weight for 2013_2014 panel survey	continuous	numeric-16.0	6756	0	-

File AGSEC4A

#	Name	Label	Type	Format	Valid	Invalid	Question
1	HHID	Household ID	discrete	numeric-9.0	10550	0	-
2	parcelID	Parcel identifier	discrete	numeric-2.0	10549	1	-
3	plotID	Plot identifier	discrete	numeric-2.0	10549	1	-
4	ACropCode	ACrop	continuous	numeric-2.0	10550	0	-
5	cropID	Crop Name	discrete	numeric-3.0	10550	0	-
6	cropID_o..	Specify Other Crop	discrete	character-17	43	0	-
7	a4aq6_1	Crop_Resp: Record member of household who is the respondent for each crop.	continuous	numeric-8.0	10550	0	-
8	a4aq7	A4AQ7:Total area of plot planted	continuous	numeric-3.0	10550	0	-

File AGSEC4A

#	Name	Label	Type	Format	Valid	Invalid	Question
9	a4aq8	A4AQ8: What type of crop stand was on the plot?	discrete	numeric-1.0	10550	0	-
10	a4aq9	A4AQ9: what percentage of the plot area was under this crop?	continuous	numeric-3.0	10550	0	-
11	a4aq9_1	Month crop planted	discrete	numeric-2.0	10550	0	-
12	a4aq9_2	Year crop planted	discrete	numeric-2.0	10550	0	-
13	a4aq16	A4AQ16: Did you use any seed or seedlings for this crop?	discrete	numeric-1.0	10550	0	-
14	a4aq11a	A4AQ11A: How much seed did you use for this crop?	continuous	numeric-5.0	6740	3810	-
15	a4aq11b	A4AQ11B: Unit of quantity of seed	discrete	numeric-2.0	6734	3816	-
16	a4aq12a	A4AQ12A: How much seed would you have used for this crop if you had planted it p	continuous	numeric-6.0	3683	6867	-
17	a4aq12b	A4AQ12B: unit of quantity of seed would have used if crop planted pure stand	discrete	numeric-2.0	3678	6872	-
18	a4aq13	A4AQ13: What type of seed did you use for this crop?	discrete	numeric-1.0	6738	3812	-
19	a4aq14	A4AQ14: What type of improved seed did you use for this crop?	discrete	numeric-1.0	598	9952	-
20	a4aq10	A4AQ10: Did you purchase any seeds/seedlings for this crop?	discrete	numeric-1.0	6738	3812	-
21	a4aq15	A4AQ15: How much did you pay for all purchased seeds/seedlings used on this crop	continuous	numeric-6.0	2122	8428	-
22	pure	-	discrete	numeric-1.0	10550	0	-
23	numcrops	-	discrete	numeric-1.0	10550	0	-
24	interp	-	discrete	numeric-1.0	10550	0	-
25	hh	Unique identifier in 20013/14	discrete	character-12	10550	0	-
26	wgt_X	Cross sectional weight for 2013_2014 panel survey	continuous	numeric-16.0	10550	0	-

File AGSEC4B

#	Name	Label	Type	Format	Valid	Invalid	Question
1	HHID	Household ID	discrete	numeric-9.0	9146	0	-
2	ACrop2_ID	ACrop2	discrete	numeric-2.0	9146	0	-
3	parcelID	Record Parcel Name	discrete	numeric-2.0	9143	3	-
4	plotID	Record Plot Name	discrete	numeric-2.0	9141	5	-
5	cropID	Crop_Code2: Crop Name	discrete	numeric-3.0	9144	2	-
6	cropID_o..	Specify Other Crop	discrete	character-15	14	0	-

File AGSEC4B

#	Name	Label	Type	Format	Valid	Invalid	Question
7	a4bq6_1	Crop2_Resp: Record member of household who is the respondent for each crop.	continuous	numeric-8.0	9131	15	-
8	a4bq7	A4BQ7:Total area of plot planted	continuous	numeric-3.0	9133	13	-
9	a4bq8	A4BQ8: What type of crop stand was on the plot?	discrete	numeric-1.0	9110	36	-
10	a4bq9	A4BQ9: approximately what percentage of the plot area was under this crop?	continuous	numeric-3.0	4444	4702	-
11	a4bq9_1	Month crop planted	discrete	numeric-2.0	9071	75	-
12	a4bq9_2	Year crop planted	discrete	numeric-2.0	9060	86	-
13	a4bq16	Did you use any seed or seedlings for this crop?	discrete	numeric-1.0	8999	147	-
14	a4bq11a	A4BA11A: How much seed did you use for this crop?	continuous	numeric-18.0	4761	4385	-
15	a4bq11b	A4BQ11B: Unit of quantity of seeds used	discrete	numeric-2.0	4754	4392	-
16	a4bq12a	A4BQ12A: How much seed would you have used for this crop if you had planted it p	continuous	numeric-4.0	2178	6968	-
17	a4bq12b	A4BQ12B: Unit of quantity of seed would have used if planted pure stand.	discrete	numeric-2.0	2010	7136	-
18	a4bq13	A4BQ13:What type of seed did you use for this crop?	discrete	numeric-1.0	4746	4400	-
19	a4bq14	A4BQ14:What type of improved seed did you use for this crop?	discrete	numeric-1.0	321	8825	-
20	a4bq10	A4BQ10:Did you purchase any seeds/seedlings for this crop?	discrete	numeric-1.0	4744	4402	-
21	a4bq15	A4BQ15: How much did you pay for all purchased seeds/seedlings?	continuous	numeric-6.0	1288	7858	-
22	hh	Unique identifier in 20013/14	discrete	character-12	9146	0	-
23	wgt_X	Cross sectional weight for 2013_2014 panel survey	continuous	numeric-16.0	9146	0	-

File AGSEC5A

#	Name	Label	Type	Format	Valid	Invalid	Question
1	HHID	Household ID	discrete	numeric-9.0	10774	0	-
2	parcelID	Parcel identifier	discrete	numeric-2.0	10772	2	-
3	plotID	Plot identifier	discrete	numeric-2.0	10772	2	-
4	Producti ..	Crop Production & Disposition	discrete	numeric-2.0	10774	0	-
5	cropID	Crop identifier	continuous	numeric-3.0	10766	8	-

File AGSEC5A

#	Name	Label	Type	Format	Valid	Invalid	Question
6	a5aq5_1	Production_Resp: Record member of household who is the respondent for each crop.	continuous	numeric-8.0	10772	2	-
7	a5aq5_2	Is crop still immature?	discrete	numeric-1.0	10773	1	-
8	a5aq6a	Quantity of the crop harvested in 2013	continuous	numeric-5.0	8765	2009	-
9	a5aq6b	Unit of quantity for the crop harvested	discrete	numeric-2.0	8735	2039	-
10	a5aq6c	A5AQ6C: Condition/state of the harvested crop	discrete	numeric-3.0	8757	2017	-
11	a5aq6d	A5AQ6D:Conversion factor into kgs per crop	continuous	numeric-19.0	6603	4171	-
12	a5aq6a_1	A5AQ6A_1: Were the decisions concerning the use of the crop output made by a sin	discrete	numeric-1.0	8759	2015	-
13	a5aq6a_2	A5AQ6A_2: Who is the primary decision maker concerning the use of the crop output	continuous	numeric-8.0	4138	6636	-
14	a5aq6a_3	A5AQ6A_3: Who are the decision makers concerning the use of the crop output?	continuous	numeric-8.0	4620	6154	-
15	a5aq6a_4	A5AQ6A_4: Record second household member who was a decision maker on the crop output	continuous	numeric-8.0	4566	6208	-
16	a5aq6e	A5AQ6E:In what month did the harvest begin?	discrete	numeric-2.0	8765	2009	-
17	a5aq6e_1	A5AQ6E1:In what year did the harvest begin?	continuous	numeric-4.0	8758	2016	-
18	a5aq6f	A5AQ6F:In what month did the harvest end?	discrete	numeric-2.0	8759	2015	-
19	a5aq6f_1	A5AQ6F1:In what year did the harvest end?	discrete	numeric-4.0	8758	2016	-
20	a5aq7a	A5AQ7A:Quantity of the crop harvested in 2013	continuous	numeric-5.0	8765	2009	-
21	a5aq7b	A5AQ7B: Condition/state of the harvested crop	discrete	numeric-2.0	3270	7504	-
22	a5aq7c	A5AQ7C:unit of quantity for the crop harvested	continuous	numeric-3.0	3188	7586	-
23	a5aq7d	A5AQ7D: Record conversion factor into KG of quantity/unit sold.	continuous	numeric-5.0	2343	8431	-
24	a5aq8	A5AQ8:What was the value?	continuous	numeric-8.0	3302	7472	-
25	a5aq9	A5AQ9:Who bought the largest part?	discrete	numeric-1.0	3300	7474	-
26	a5aq10	A5AQ10:How much was spent on transport?	continuous	numeric-6.0	3298	7476	-
27	a5aq11e	A5AQ11E: Were the decisions concerning the use	discrete	numeric-1.0	3298	7476	-

File AGSEC5A

#	Name	Label	Type	Format	Valid	Invalid	Question
		of the earnings from the crop sal					
28	a5aq11f	A5AQ11F: Who was the primary decision maker concerning the use of earnings from	continuous	numeric-8.0	1476	9298	-
29	a5aq11g	A5AQ11G: Who were the decision makers concerning the use of the earnings from th	continuous	numeric-8.0	1822	8952	-
30	a5aq11h	A5AQ11H: Record second household member who was a decision maker on the earnings	continuous	numeric-8.0	1800	8974	-
31	a5aq12	A5AQ12:How much of the [...] harvested during the first season of 2013 was given	continuous	numeric-4.0	8754	2020	-
32	a5aq13	A5AQ13:How much of the [...] harvested during the first season of 2013 has alrea	continuous	numeric-4.0	8757	2017	-
33	a5aq14a	A5AQ14A:How much of the [crop] harvested during the first season of 2013 was use	continuous	numeric-3.0	8754	2020	-
34	a5aq14b	A5AQ14B:How much of the [crop] harvested during the first season of 2013 was us	continuous	numeric-2.0	8754	2020	-
35	a5aq15	A5AQ15:How much of the SEED from [A5AQ6C] harvested during the first season of	continuous	numeric-3.0	8756	2018	-
36	a5aq16	A5AQ16:How much of the harvested during the first season of 2013 did you lose or	continuous	numeric-3.0	8754	2020	-
37	a5aq17	A5AQ17:What was the reason for the loss?	discrete	numeric-1.0	295	10479	-
38	a5aq18	A5AQ18:What is your main method of storage for this crop?	discrete	numeric-2.0	8754	2020	-
39	a5aq19	A5AQ19:Did you do anything to protect the stored crop?	discrete	numeric-1.0	8754	2020	-
40	a5aq20	A5AQ20:What did you do?	discrete	numeric-1.0	366	10408	-
41	a5aq21	A5AQ21:How much of the crop harvested during the first season of 2013 is still b	continuous	numeric-4.0	8754	2020	-
42	a5aq22	A5AQ22:In case there was no ,what was the main reason for the pre-harvest loss?	discrete	numeric-1.0	1	10773	-
43	a5aq23a	A5AQ23A:Did you harvest any [crop] residues?	discrete	numeric-1.0	8753	2021	-
44	a5aq23b	A5AQ23B:If crop residuews were harvested, was their main use?	discrete	numeric-2.0	4247	6527	-

File AGSEC5A

#	Name	Label	Type	Format	Valid	Invalid	Question
45	dup	-	discrete	numeric-1.0	10774	0	-
46	hh	Unique identifier in 20013/14	discrete	character-12	10774	0	-
47	wgt_X	Cross sectional weight for 2013_2014 panel survey	continuous	numeric-16.0	10774	0	-

File AGSEC5B

#	Name	Label	Type	Format	Valid	Invalid	Question
1	HHID	Household ID	discrete	numeric-9.0	10424	0	-
2	parcelID	Parcel identifier	discrete	numeric-2.0	10422	2	-
3	plotID	Plot identifier	discrete	numeric-2.0	10422	2	-
4	Producti..	ACrop2_Production	continuous	numeric-2.0	10424	0	-
5	cropID	Record Crop Name	continuous	numeric-3.0	10415	9	-
6	a5bq5_1	Production2_Resp: Record member of household who is the respondent for each crop	continuous	numeric-8.0	10422	2	-
7	a5bq5_2	Is crop still immature?	discrete	numeric-1.0	10424	0	-
8	a5bq6a	A5BQ6A:Quantity of the crop harvested in 2013	continuous	numeric-6.0	8895	1529	-
9	a5bq6b	A5BQ6B: Condition/state of the harvested crop in 2013	discrete	numeric-2.0	8497	1927	-
10	a5bq6c	A5BQ6C:unit of quantity for the crop harvested	discrete	numeric-3.0	8516	1908	-
11	a5bq6d	A5BQ6D:Corversion factor into kgs per crop in 2013	continuous	numeric-5.0	6665	3759	-
12	a5bq6a_1	A5BQ6A_1: Were the decisions concerning the use of the crop output made by a sin	discrete	numeric-1.0	8521	1903	-
13	a5bq6a_2	A5BQ6A_2: Who is the primary decision maker concerning the use of the crop outpu	continuous	numeric-8.0	4429	5995	-
14	a5bq6a_3	A5BQ6A_3: Who are the decision makers concerning the use of the crop output?	continuous	numeric-8.0	4088	6336	-
15	a5bq6a_4	A5BQ6A_4: Record second household member who was a decision maker on the crop ou	continuous	numeric-8.0	4078	6346	-
16	a5bq6e	A5BQ6E:In what month did the harvest begin?	discrete	numeric-2.0	7024	3400	-
17	a5bq6e_1	A5BQ6e1:In what year did the harvest begin?	discrete	numeric-4.0	8478	1946	-
18	a5bq6f	A5BQ6F:In what month did the harvest end?	discrete	numeric-2.0	6999	3425	-
19	a5bq6f_1	A5BQf1:In what year did the harvest end?	continuous	numeric-4.0	8489	1935	-

File AGSEC5B							
#	Name	Label	Type	Format	Valid	Invalid	Question
20	a5bq7a	A5BQ7A:Quantity of the crop harvested in 2013	continuous	numeric-5.0	8492	1932	-
21	a5bq7b	A5BQ7B: Condition/state of the harvested crop in 2013	discrete	numeric-2.0	3173	7251	-
22	a5bq7c	A5BQ7C:unit of quantity for the crop harvested in 2013	discrete	numeric-3.0	3155	7269	-
23	a5bq7d	Record conversion factor into KG of quantity/unit sold.	continuous	numeric-18.0	2196	8228	-
24	a5bq8	A5BQ8:What was the value?	continuous	numeric-7.0	3190	7234	-
25	a5bq9	A5BQ9:Who bought the largest part?	discrete	numeric-1.0	3184	7240	-
26	a5bq10	A5BQ10:How much was spent on transport?	continuous	numeric-6.0	3186	7238	-
27	a5bq11e	A5BQ11E:	discrete	numeric-1.0	3188	7236	-
28	a5bq11f	A5BQ11F: Who was the primary decision maker concerning the use of earnings from	continuous	numeric-8.0	1574	8850	-
29	a5bq11g	A5BQ11G: Who were the decision makers concerning the use of the earnings from th	continuous	numeric-8.0	1607	8817	-
30	a5bq11h	A5BQ11H:	continuous	numeric-8.0	1602	8822	-
31	a5bq12	A5BQ12:How much of the [...] harvested during the second season of 2013 was give	continuous	numeric-3.0	8514	1910	-
32	a5bq13	A5BQ13:How much of the [...] harvested during the second season of 2013 has alre	continuous	numeric-3.0	8515	1909	-
33	a5bq14a	A5BQ14A:How much of the [crop] harvested during the second season of 2013 was us	continuous	numeric-3.0	8514	1910	-
34	a5bq14b	A5BQ14B:How much of the [crop] harvested during the second season of 2013 was us	discrete	numeric-2.0	8514	1910	-
35	a5bq15	A5BQ15:How much of the SEED from [A5BQ6C] harvested during the second season of	continuous	numeric-3.0	8515	1909	-
36	a5bq16	A5BQ16:How much of the harvested during the second season of 2013 did you lose o	continuous	numeric-3.0	8514	1910	-
37	a5bq17	A5BQ17:What was the MAIN reason for the loss?	discrete	numeric-1.0	127	10297	-
38	a5bq18	A5BQ18:What is your main method of storage for this crop?	discrete	numeric-2.0	8514	1910	-

File AGSEC5B							
#	Name	Label	Type	Format	Valid	Invalid	Question
39	a5bq19	A5BQ19:Did you do anything to protect the stored crop?	discrete	numeric-1.0	8514	1910	-
40	a5bq20	A5BQ20:What did you do?	discrete	numeric-1.0	313	10111	-
41	a5bq21	A5BQ21:How much of the crop harvested during the second season of 2013 is still	continuous	numeric-3.0	8513	1911	-
42	a5bq22	A5BQ22:In case there was no ,what was the main reason for the pre-harvest loss?	discrete	numeric-1.0	364	10060	-
43	a5bq23a	A5BQ23A:Did you harvest any [crop] residues?	discrete	numeric-1.0	8511	1913	-
44	a5bq23b	A5BQ23B:If crop residuews were harvested, was their main use?	discrete	numeric-2.0	4215	6209	-
45	hh	Unique identifier in 20013/14	discrete	character-12	10424	0	-
46	wgt_X	Cross sectional weight for 2013_2014 panel survey	continuous	numeric-16.0	10424	0	-

File AGSEC6A_1							
#	Name	Label	Type	Format	Valid	Invalid	Question
1	HHID	Household ID	discrete	numeric-9.0	2495	0	-
2	a6aq1	A6AQ1:Has any member of your household raised or owned cattle and pack animals d	discrete	numeric-1.0	2491	4	-
3	hh	Unique identifier in 20013/14	discrete	character-12	2495	0	-
4	wgt_X	Cross sectional weight for 2013_2014 panel survey	continuous	numeric-16.0	2495	0	-

File AGSEC6A							
#	Name	Label	Type	Format	Valid	Invalid	Question
1	HHID	Household ID	discrete	numeric-9.0	8364	0	-
2	LiveStoc ..	Livestock code	discrete	numeric-2.0	8364	0	-
3	a6aq2	A6AQ2:During the last 12 months, has any member of your household raised or owne	discrete	numeric-1.0	8364	0	-
4	a6aq3a	A6AQ3A:How many of [...] are owned by your household now (present at your farm o	continuous	numeric-2.0	1407	6957	-
5	a6aq3b	A6AQ3B: Who owns the [...]?	continuous	numeric-8.0	1278	7086	-
6	a6aq3c	A6AQ3C:Who owns the [...]?	continuous	numeric-8.0	931	7433	-
7	a6aq3d	A6AQ3D: Who keeps the [livestock] that your household owns?	continuous	numeric-8.0	1277	7087	-

File AGSEC6A							
#	Name	Label	Type	Format	Valid	Invalid	Question
8	a6aq3e	A6AQ3E: Who keeps the [livestock] that your household owns?	continuous	numeric-8.0	1010	7354	-
9	a6aq4a	A6AQ4A:How many of [...] are kept but not owned by your household now?	continuous	numeric-2.0	1407	6957	-
10	a6aq4b	A6AQ4B: Who keeps the [livestock] that your household keeps but doesn't own?	continuous	numeric-8.0	165	8199	-
11	a6aq4c	A6AQ4C: Who keeps the [livestock] that your household keeps but doesn't own?	continuous	numeric-8.0	107	8257	-
12	a6aq5a	A6AQ5A: Has your household hired any labour for keeping / herding [livestock] in	continuous	numeric-2.0	8328	36	-
13	a6aq5b	A6AQ5B: What is the main type of labour employed while keeping Cattle and Pac	discrete	numeric-1.0	972	7392	-
14	a6aq5c	A6AQ5C: How much did you pay to the paid labour for keeping / herding Cattle	continuous	numeric-7.0	972	7392	-
15	a6aq6	A6AQ6: How many did you own exactly 12 months ago (present or away)?	continuous	numeric-2.0	1406	6958	-
16	a6aq7	A6AQ7: During the last 12 months, how many were born or graduated to?	discrete	numeric-2.0	1406	6958	-
17	a6aq8	A6AQ8:During the last 12 months, how many were received as a gift or payment fo	discrete	numeric-1.0	1406	6958	-
18	a6aq9	A6AQ9:During the last 12 months, how many were given away as gifts or payment fo	discrete	numeric-2.0	1406	6958	-
19	a6aq10	A6AQ10:During the last 12 months, how many were lost to theft?	discrete	numeric-1.0	1406	6958	-
20	a6aq11	A6AQ11:During the last 12 months, how many were lost to injury, accident or natu	discrete	numeric-1.0	1406	6958	-
21	a6aq12	A6AQ12: During the last 12 months, how many were lost to disease?	discrete	numeric-1.0	1403	6961	-
22	a6aq13a	How many [LiveStockID] did you buy to raise during the last 12 months? <f	discrete	numeric-1.0	1406	6958	-
23	a6aq13b	What was, on average, the value of each [LiveStockID] sold? (U	continuous	numeric-7.0	80	8284	-

File AGSEC6A

#	Name	Label	Type	Format	Valid	Invalid	Question
24	a6aq14a	A6AQ14A: How many [LiveStockID] did you sell during the last 12 months?	continuous	numeric-2.0	1406	6958	-
25	a6aq14b	A6AQ14B: What was, on aveage, the value of each sold?	continuous	numeric-8.0	178	8186	-
26	a6aq15	A6AQ15: How many [LiveStockID] did you slaughter in the last 12 months?	discrete	numeric-1.0	1406	6958	-
27	a6aq15b	A6AQ15B: What are the two principal reasons why the household possessed or raise	discrete	numeric-1.0	1406	6958	-
28	a6aq15c	A6AQ15C: What are the two principal reasons why the household possessed or raise	discrete	numeric-1.0	1406	6958	-
29	a6aq16	A6AQ16: What is the main purpose of livestock products originating from your [Li	discrete	numeric-1.0	1406	6958	-
30	hh	Unique identifier in 20013/14	discrete	character-12	8364	0	-
31	wgt_X	Cross sectional weight for 2013_2014 panel survey	continuous	numeric-16.0	8364	0	-

File AGSEC6B_1

#	Name	Label	Type	Format	Valid	Invalid	Question
1	HHID	Household ID	discrete	numeric-9.0	2495	0	-
2	a6bq1	A6BQ1:Has any member of your household raised or owned small animals during the	discrete	numeric-1.0	2488	7	-
3	hh	Unique identifier in 20013/14	discrete	character-12	2495	0	-
4	wgt_X	Cross sectional weight for 2013_2014 panel survey	continuous	numeric-16.0	2495	0	-

File AGSEC6B

#	Name	Label	Type	Format	Valid	Invalid	Question
1	HHID	Household ID	discrete	numeric-9.0	12847	0	-
2	ALiveSto...	Small Animals	discrete	numeric-2.0	12847	0	-
3	a6bq2	A6BQ2:During the last 6 months, has any member of your household raised or owned	discrete	numeric-1.0	12847	0	-
4	a6bq3a	A6BQ3A:How many of [...] are owned by your household now?(present at your farm o	continuous	numeric-2.0	2205	10642	-
5	a6bq3b	A6BQ3B: Who owns the [ALiveStock_Small_ID]?	continuous	numeric-8.0	2066	10781	-

File AGSEC6B							
#	Name	Label	Type	Format	Valid	Invalid	Question
6	a6bq3c	A6BQ3C: Who owns the [livestock]?	continuous	numeric-8.0	1505	11342	-
7	a6bq3d	A6BQ3D: Who keeps the [livestock]?	continuous	numeric-8.0	2064	10783	-
8	a6bq3e	A6BQ3E: Who keeps the [livestock]?	continuous	numeric-8.0	1610	11237	-
9	a6bq4a	A6BQ4A:How many [?] are kept but not owned by your household now?	discrete	numeric-1.0	2202	10645	-
10	a6bq4b	A6BQ4B: Who keeps the [livestock] that your household keeps but doesn't own?	continuous	numeric-8.0	150	12697	-
11	a6bq4c	A6BQ4C: Who keeps the [livestock] that your household keeps but doesn't own?	continuous	numeric-8.0	105	12742	-
12	a6bq5a	A6BQ5A: Has your household hired any labour for keeping / herding Small Anima	continuous	numeric-2.0	12840	7	-
13	a6bq5b	A6BQ5B: What is the main type of labour employed while keeping Small Animals<	discrete	numeric-1.0	180	12667	-
14	a6bq5c	A6BQ5C: How much did you pay for keeping/herding Small Animals in the las	continuous	numeric-6.0	180	12667	-
15	a6bq6	A6BQ6: How many [Livestock] did you own exactly 6 months ago (present or away)?	continuous	numeric-2.0	2205	10642	-
16	a6bq7	A6BQ7:During the last 6 months, how many were born?(in Nos)	continuous	numeric-2.0	2205	10642	-
17	a6bq8	A6BQ8:During the last 6 months, how many were received as gift or payment for so	discrete	numeric-1.0	2203	10644	-
18	a6bq9	A6BQ9: During the last 6 months, how many were given as gifts?(in Nos)	discrete	numeric-1.0	2203	10644	-
19	a6bq10	A6BQ10: During the last 6 months, how many were lost to theft?	discrete	numeric-2.0	2202	10645	-
20	a6bq11	A6BQ11:During the last 6 months, how many were lost to injury, accident or natur	continuous	numeric-2.0	2202	10645	-
21	a6bq12	A6BQ12: During the last 6 months, how many were lost to disease?	discrete	numeric-2.0	2202	10645	-
22	a6bq13a	A6BQ13A: How many livestock did you buy to raise during the lat 12 days	continuous	numeric-2.0	2203	10644	-

File AGSEC6B							
#	Name	Label	Type	Format	Valid	Invalid	Question
23	a6bq13b	A6BQ13B: Average value of each bought	continuous	numeric-6.0	247	12600	-
24	a6bq14a	A6BQ14A: How many livestock did you sell alive during the last 12 months	continuous	numeric-2.0	2203	10644	-
25	a6bq14b	A6BQ14B: Average value of each sold	continuous	numeric-7.0	438	12409	-
26	a6bq15	A6BQ15: How many livestock did you slaughter during the last 12 months	discrete	numeric-1.0	2203	10644	-
27	a6bq15b	A6AQ15B: What are the two principal reasons why the household possessed or raise	discrete	numeric-1.0	2182	10665	-
28	a6bq15c	A6AQ15C: What are the two principal reasons why the household possessed or raise	discrete	numeric-1.0	2179	10668	-
29	a6bq16	A6BQ16: What is the main purpose of livestock products originating from [livesto	discrete	numeric-1.0	2202	10645	-
30	hh	Unique identifier in 20013/14	discrete	character-12	12847	0	-
31	wgt_X	Cross sectional weight for 2013_2014 panel survey	continuous	numeric-16.0	12847	0	-

File AGSEC6C_1							
#	Name	Label	Type	Format	Valid	Invalid	Question
1	HHID	Household ID	discrete	numeric-9.0	2495	0	-
2	a6cq1	A6CQ1:Has any member of your household raised or owned rabbits, poultry or other	discrete	numeric-1.0	2488	7	-
3	hh	Unique identifier in 20013/14	discrete	character-12	2495	0	-
4	wgt_X	Cross sectional weight for 2013_2014 panel survey	continuous	numeric-16.0	2495	0	-

File AGSEC6C							
#	Name	Label	Type	Format	Valid	Invalid	Question
1	HHID	Household ID	discrete	numeric-9.0	6444	0	-
2	APCCode	Poultry and other animals details	discrete	numeric-2.0	6444	0	-
3	a6cq2	A6CQ2:During the last 3 months, has any member of your household raised or owned	discrete	numeric-1.0	6444	0	-
4	a6cq3a	A6CQ3A: How many [...] are owned by your household now (present at your farm or a	continuous	numeric-4.0	1397	5047	-
5	a6cq3b	A6CQ3B: Who owns the [livestock]?	continuous	numeric-8.0	1350	5094	-

File AGSEC6C							
#	Name	Label	Type	Format	Valid	Invalid	Question
6	a6cq3c	A6CQ3C:Who owns the [livestock]- Household member2?	continuous	numeric-8.0	1017	5427	-
7	a6cq3d	A6CQ3D: Who keeps the [livestock] that your household owns?	continuous	numeric-8.0	1349	5095	-
8	a6cq3e	Who keeps the [livestock] that your household owns?	continuous	numeric-8.0	1058	5386	-
9	a6cq4a	A6CQ4A:How many [...] are kept but not owned by your household?	continuous	numeric-3.0	1396	5048	-
10	a6cq4b	A6CQ4B: Who keeps the [APCode] that your household keeps but doesn't own?	continuous	numeric-8.0	64	6380	-
11	a6cq4c	A6CQ4C: Who keeps the [livestock] that your household keeps but doesn't own?	continuous	numeric-8.0	52	6392	-
12	a6cq5a	A6CQ5A: Has your household hired any labour for keeping / herding Poultry and Ot	discrete	numeric-1.0	6430	14	-
13	a6cq5b	A6CQ5B: What is the type of labour employed while keeping Poultry and Other A	discrete	numeric-1.0	10	6434	-
14	a6cq5c	A6CQ5C: How much did you pay for keeping / herding in the last 3 months?	continuous	numeric-6.0	10	6434	-
15	a6cq6	A6CQ6:How many did you own exactly 3 months ago (present or away)?	continuous	numeric-4.0	1397	5047	-
16	a6cq7	A6CQ7: During the last 3 months, how many were born?	continuous	numeric-2.0	1396	5048	-
17	a6cq8	A6CQ8: During the last 3 months, how many were received as gifts or payment for	discrete	numeric-1.0	1395	5049	-
18	a6cq9	A6CQ9:During the last 3 months, how many were given away as gifts or payments fo	discrete	numeric-2.0	1395	5049	-
19	a6cq10	A6CQ10:During the last 3 months, how many [APCode] were lost to theft?	continuous	numeric-2.0	1395	5049	-
20	a6cq11	A6CQ11: During the last 3 months, how many were lost to injury, accident or natu	continuous	numeric-2.0	1395	5049	-
21	a6cq12	A6CQ12: During the last 3 months, how many [APCode] were lost to disease?	continuous	numeric-3.0	1395	5049	-
22	a6cq13a	A6CQ13A:How many [APCode] did you	continuous	numeric-3.0	1396	5048	-

File AGSEC6C							
#	Name	Label	Type	Format	Valid	Invalid	Question
		buy to raise during the last 3 months?					
23	a6cq13b	A6CQ13B: Average value of each bought	continuous	numeric-6.0	132	6312	-
24	a6cq14a	A6CQ14A:How many [APCode] did you sell alive during the last 3 months? <f	continuous	numeric-3.0	1396	5048	-
25	a6cq14b	A6CQ14B: Average value of each one sold	continuous	numeric-6.0	248	6196	-
26	a6cq15	A6CQ15: How many [APCode] did you slaughter during the last 3 months? <font colo	continuous	numeric-2.0	1395	5049	-
27	a6cq15b	A6AQ15B: What are the two principal reasons why the household possessed or raise	discrete	numeric-1.0	1387	5057	-
28	a6cq15c	A6AQ15C: What are the two principal reasons why the household possessed or raise	discrete	numeric-1.0	1387	5057	-
29	a6cq16	A6CQ16: What is the main purpose of livestock products originating from the [APC	discrete	numeric-1.0	1396	5048	-
30	hh	Unique identifier in 20013/14	discrete	character-12	6444	0	-
31	wgt_X	Cross sectional weight for 2013_2014 panel survey	continuous	numeric-16.0	6444	0	-

File AGSEC7							
#	Name	Label	Type	Format	Valid	Invalid	Question
1	HHID	Household ID	discrete	numeric-9.0	24842	0	-
2	AGroup_ID	Animal Groups	discrete	numeric-3.0	24842	0	-
3	a7aq1	Has any member of your household raised or owned cattle and pack animals during	discrete	numeric-1.0	24842	0	-
4	a7bq1a	A7BQ1A: Has this household practiced any controlled mating or other breeding str	discrete	numeric-1.0	3600	21242	-
5	a7bq1b	A7BQ1B: What has been the main controlled mating or breeding strategy used by th	discrete	numeric-2.0	456	24386	-
6	a7bq1c	A7BQ1B: What has been the main controlled mating or breeding strategy used by th	discrete	numeric-2.0	456	24386	-
7	a7bq2a	A7BQ2A: What has been, for this household, the major feeding practice for the [A	discrete	numeric-1.0	3600	21242	-
8	a7bq2b	A7BQ2A: What has been, for this household, the major feeding practice for the [A	discrete	numeric-1.0	3575	21267	-

File AGSEC7							
#	Name	Label	Type	Format	Valid	Invalid	Question
9	a7bq2c	A7BQ2C: Has this household ever paid to feed its [AGroup_ID] in the past 12 mont	discrete	numeric-1.0	3599	21243	-
10	a7bq2d_1	A7BQ2D_1: January	discrete	character-1	108	0	-
11	a7bq2d_2	A7BQ2D_2: February	discrete	character-1	108	0	-
12	a7bq2d_3	A7BQ2D_3: March	discrete	character-1	108	0	-
13	a7bq2d_4	A7BQ2D_4: April	discrete	character-1	108	0	-
14	a7bq2d_5	A7BQ2D_5: May	discrete	character-1	108	0	-
15	a7bq2d_6	A7BQ2D_6: June	discrete	character-1	108	0	-
16	a7bq2d_7	A7BQ2D_7: July	discrete	character-1	108	0	-
17	a7bq2d_8	A7BQ2D_8: August	discrete	character-1	108	0	-
18	a7bq2d_9	A7BQ2D_9: September	discrete	character-1	108	0	-
19	a7bq2d_10	A7BQ2D_10: October	discrete	character-1	108	0	-
20	a7bq2d_11	A7BQ2D_11: November	discrete	character-1	108	0	-
21	a7bq2d_12	A7BQ2D_12: December	discrete	character-1	108	0	-
22	a7bq2e	A7BQ2E: How much has this household paid to feed the [AGroup_ID] in the past 12	continuous	numeric-8.0	102	24740	-
23	a7bq3a	A7BQ3A: How frequently, on average, has this household watered the [AGroup_ID] i	discrete	numeric-1.0	3601	21241	-
24	a7bq3b	A7BQ3B: What has been the main source of water for the [AGroup_ID] in the	discrete	numeric-2.0	3599	21243	-
25	a7bq3c	A7BQ3B: What has been the main source of water for the [AGroup_ID] in the	discrete	numeric-2.0	3575	21267	-
26	a7bq3f	A7BQ3F: How much has this household paid to access the main water sources for th	continuous	numeric-6.0	3578	21264	-
27	a7abq4	A7BQ4: What housing system for this type of livestock has this household mainly	discrete	numeric-1.0	3600	21242	-
28	a7abq5a	A7BQ5A: Has this household vaccinated any [AGroup_ID] in the past 12 months?	discrete	numeric-1.0	3599	21243	-
29	a7abq5b	A7BQ5B: Who administered the vaccination services for the [AGroup_ID]?	discrete	numeric-1.0	699	24143	-
30	a7bq5c_1	A7BQ5C_1: Rinder pest	discrete	character-1	573	0	-
31	a7bq5c_2	A7BQ5C_2: FMD	discrete	character-1	354	0	-
32	a7bq5c_3	A7BQ5C_3: CBPP	discrete	character-1	165	0	-
33	a7bq5c_4	A7BQ5C_4: CCPP	discrete	character-1	354	0	-
34	a7bq5c_5	A7BQ5C_5: LSD	discrete	character-1	704	0	-

File AGSEC7							
#	Name	Label	Type	Format	Valid	Invalid	Question
35	a7bq5c_6	A7BQ5C_6: Anthrax	discrete	character-1	354	0	-
36	a7bq5c_7	A7BQ5C_7: Blackleg	discrete	character-1	165	0	-
37	a7bq5c_8	A7BQ5C_8: PPR	discrete	character-1	165	0	-
38	a7bq5c_9	A7BQ5C_9: Sheep and goat pox	discrete	character-1	131	0	-
39	a7bq5c_10	A7BQ5C_10: Newcastle disease	discrete	character-1	131	0	-
40	a7bq5c_11	A7BQ5C_11: Fowl pox	discrete	character-1	131	0	-
41	a7bq5c_12	A7BQ5C_12: Avian flu	discrete	character-1	131	0	-
42	a7bq5c_13	A7BQ5C_13: IBD / Gumboro	discrete	character-1	704	0	-
43	a7bq5c_14	A7BQ5C_14: Other (specify)	discrete	character-1	704	0	-
44	a7bq5c_1_.	A7BQ5C_14_Other: Other (Specify)	discrete	character-21	53	0	-
45	a7bq5c_15	A7BQ5C_15: Do not know	discrete	character-1	700	0	-
46	a7bq5d	A7BQ5D: What was the total cost of vaccination, including vaccine and profession	continuous	numeric-7.0	699	24143	-
47	a7bq6a	A7BQ6A: During the last 12 months, have you used deworming on your [AGroup_ID]?	discrete	numeric-1.0	3597	21245	-
48	a7bq6b	A7BQ6B: Who administered the dewormer treatment to your [AGroup_ID]?	discrete	numeric-1.0	979	23863	-
49	a7bq6c	A7BQ6C: What was the total cost for deworming, including cost of dewormer and pr	continuous	numeric-6.0	979	23863	-
50	a7bq7a	A7BQ7A: During the last 12 months have your [AGroup_ID] been treated against tic	discrete	numeric-1.0	2292	22550	-
51	a7bq7b	A7BQ7B: Who administered the tick treatment to your [AGroup_ID]?	discrete	numeric-1.0	632	24210	-
52	a7bq7c	A7BQ7C: What was the total cost of the treatment of the [AGroup_ID] against tick	continuous	numeric-6.0	632	24210	-
53	a7bq8a	A7BQ8A: During the last 12 months, have your [AGroup_ID] received some curative	discrete	numeric-1.0	3598	21244	-
54	a7bq8b	A7BQ8B: Who administered the curative treatment to your [AGroup_ID]?	discrete	numeric-1.0	482	24360	-
55	a7bq8c	A7BQ8C: What was the total cost of the curative treatment for the [AGroup_ID], i	continuous	numeric-7.0	482	24360	-
56	hh	Unique identifier in 20013/14	discrete	character-12	24842	0	-

File AGSEC7

#	Name	Label	Type	Format	Valid	Invalid	Question
57	wgt_X	Cross sectional weight for 2013_2014 panel survey	continuous	numeric-16.0	24842	0	-

File AGSEC8A

#	Name	Label	Type	Format	Valid	Invalid	Question
1	HHID	Household ID	discrete	numeric-9.0	3596	0	-
2	AGroup_ID	Animal Groups	discrete	numeric-3.0	3596	0	-
3	a8aq1	How many [AGroup_ID] were slaughtered for meat in the last 12 months?	continuous	numeric-2.0	3596	0	-
4	a8aq2	A8AQ2: What was the live weight, on average, of this livestock that the househol	continuous	numeric-17.0	646	2950	-
5	a8aq3	A8AQ3: How much of the meat of the [AGroup_ID] produced did you sell in the past	continuous	numeric-3.0	646	2950	-
6	a8aq4	A8AQ4: Where / to whom do you mainly sell the [AGroup_ID] meat?	discrete	numeric-1.0	30	3566	-
7	a8aq5	A8AQ5: How much has this household earned by selling [AGroup_ID] meat in the pas	continuous	numeric-6.0	30	3566	-
8	a8aq6a	A8AQ6A: Who controls the revenue from this product?	continuous	numeric-8.0	30	3566	-
9	a8aq6b	A8AQ6B: Record second household member who controls the revenue from this produc	continuous	numeric-8.0	21	3575	-
10	hh	Unique identifier in 20013/14	discrete	character-12	3596	0	-
11	wgt_X	Cross sectional weight for 2013_2014 panel survey	continuous	numeric-16.0	3596	0	-

File AGSEC8B

#	Name	Label	Type	Format	Valid	Invalid	Question
1	HHID	Household ID	discrete	numeric-9.0	1928	0	-
2	AGroup_ID	Animal Groups	discrete	numeric-3.0	1928	0	-
3	a8bq1	A8BQ1: How many of the following livestock types were milked in the last 12 mont	continuous	numeric-4.0	1928	0	-
4	a8bq2	A8BQ2: How many MONTHS on average, were [AGoup_ID] milked for?	discrete	numeric-2.0	345	1583	-
5	a8bq3	A8BQ3: What was the average [AGroup_ID] milk production per day per milking anim	continuous	numeric-4.0	345	1583	-

File AGSEC8B							
#	Name	Label	Type	Format	Valid	Invalid	Question
6	a8bq4	A8BQ4: In general, were your [AGroup_ID] suckling during the time they were bein	discrete	numeric-1.0	345	1583	-
7	a8bq5	A8BQ5: How much of the milk produced by [AGroup_ID] was consumed by your househo	continuous	numeric-4.0	345	1583	-
8	a8bq5_1	A8BQ5_1 How many litres of [AGroup_ID] liquid milk did you sell per day?	continuous	numeric-3.0	345	1583	-
9	a8bq6	A8BQ6: How much of the milk produced by [AGroup_ID] did you convert EACH DAY int	continuous	numeric-7.0	345	1583	-
10	a8bq7	A8BQ7: How much of this production of processed dairy products did you sell per	continuous	numeric-3.0	31	1897	-
11	a8bq8	A8BQ8: Where/to whom do you mainly sell your [AGroup_ID] milk?	discrete	numeric-1.0	163	1765	-
12	a8bq9	A8BQ9: How much has this household earned by selling [AGroup_ID] milk AND DAIRY	continuous	numeric-7.0	163	1765	-
13	a8bq10a	A8BQ10A: Who controls the revenue from this product?	continuous	numeric-8.0	163	1765	-
14	a8bq10b	A8BQ10B: Record second household member who controls the revenue from this produ	continuous	numeric-8.0	123	1805	-
15	hh	Unique identifier in 20013/14	discrete	character-12	1928	0	-
16	wgt_X	Cross sectional weight for 2013_2014 panel survey	continuous	numeric-16.0	1928	0	-

File AGSEC8C							
#	Name	Label	Type	Format	Valid	Invalid	Question
1	HHID	Household ID	discrete	numeric-9.0	1308	0	-
2	AGroup_ID	Animal Groups	discrete	numeric-3.0	1308	0	-
3	a8cq1	A8CQ1: How many [AGroup_ID] laid eggs in the last 3 months?	continuous	numeric-4.0	1308	0	-
4	a8cq2	A8CQ2: How many[AGroup_ID] eggs did you produce in the last 3 months?	continuous	numeric-5.0	789	519	-
5	a8cq3	A8CQ3: How many [AGroup_ID] eggs did you sell in the last 3 months?	continuous	numeric-5.0	788	520	-
6	a8cq4	A8CQ4: Where/to whom do you mainly sell your [AGroup_ID] eggs?	discrete	numeric-1.0	49	1259	-

File AGSEC8C

#	Name	Label	Type	Format	Valid	Invalid	Question
7	a8cq5	A8CQ5: How much has this household earned by selling [AGroup_ID] eggs in the pas	continuous	numeric-7.0	49	1259	-
8	a8cq6a	A8CQ6A: Who controls the revenue from the [AGroup_ID] eggs?	continuous	numeric-8.0	49	1259	-
9	a8cq6b	A8CQ6B: Record second household member who controls the revenue from the eggs.	continuous	numeric-8.0	36	1272	-
10	hh	Unique identifier in 20013/14	discrete	character-12	1308	0	-
11	wgt_X	Cross sectional weight for 2013_2014 panel survey	continuous	numeric-16.0	1308	0	-

File AGSEC9

#	Name	Label	Type	Format	Valid	Invalid	Question
1	HHID	Household ID	discrete	numeric-9.0	14919	0	-
2	a9q2	Extension services for Agriculture survey	discrete	numeric-1.0	14919	0	-
3	a9q3	A9Q3:Did anyone in this household receive advice/ information for about agricultu	discrete	numeric-1.0	14919	0	-
4	A9Q3_other	Other Services	discrete	character-37	13	0	-
5	a9q4a	A9Q4A:Which household members received advice/ information?	continuous	numeric-8.0	568	14351	-
6	a9q4b	A9Q4B:Which household members received advice/ information?	continuous	numeric-8.0	215	14704	-
7	a9q4c	A9Q4C:Which household members received advice/ information?	continuous	numeric-8.0	45	14874	-
8	a9q4d	A9Q4D:Which household members received advice/ information?	continuous	numeric-8.0	19	14900	-
9	a9q5a	A9Q5A:Was the advice from [SOURCE] about Agricultural production ?	discrete	numeric-1.0	569	14350	-
10	a9q5b	A9Q5B:Was the advice from [SOURCE] about Agricultural prices?	discrete	numeric-1.0	568	14351	-
11	a9q5c	A9Q5C:Was the advice from [SOURCE] about Agricultural processing?	discrete	numeric-1.0	568	14351	-
12	a9q5d	A9Q5D:Was the advice from [SOURCE] about crop marketing?	discrete	numeric-1.0	568	14351	-
13	a9q5d_2	A9Q5D2:Was the advice from [SOURCE] about livestock marketing?	discrete	numeric-1.0	568	14351	-

File AGSEC9							
#	Name	Label	Type	Format	Valid	Invalid	Question
14	a9q5e	A9Q5E:Was the advice from [SOURCE] about fish production?	discrete	numeric-1.0	568	14351	-
15	a9q5f	A9Q5F:Was the advice from[SOURCE] about Livestock production (meat)?	discrete	numeric-1.0	569	14350	-
16	a9q5f_2	A9AQF2:Was the advice from [SOURCE] about Livestock production (milk)?	discrete	character-9	567	0	-
17	a9q5g	A9Q5G:Was the advice from[SOURCE] about prevention of Livestock diseases?	discrete	numeric-1.0	569	14350	-
18	a9q6a	A9Q6A:How many times did someone from [SOURCE] visit any of the household's plot	continuous	numeric-2.0	568	14351	-
19	a9q6b	A9Q6B:How many times did someone from [SOURCE] visit any of the household's plot	continuous	numeric-2.0	568	14351	-
20	a9q7	A9Q7:How many times did anyone in the household visit the [SOURCE] in the past 1	continuous	numeric-2.0	568	14351	-
21	a9q8	A9Q8:Did anyone in the household pay anything in order to receive any type of ad	discrete	numeric-1.0	568	14351	-
22	a9q9	A9Q9:How much was paid? (shs)	continuous	numeric-5.0	34	14885	-
23	a9q10	A9Q10:How would you rate the advice received?	discrete	numeric-1.0	568	14351	-
24	hh	Unique identifier in 20013/14	discrete	character-12	14919	0	-
25	wgt_X	Cross sectional weight for 2013_2014 panel survey	continuous	numeric-16.0	14919	0	-

File AGSEC9A							
#	Name	Label	Type	Format	Valid	Invalid	Question
1	HHID	Household ID	discrete	numeric-9.0	2487	0	-
2	a9q11	A9Q11:Are you informed of training programs organized by NAADS?	discrete	numeric-1.0	2487	0	-
3	a9q12	A9Q12:Has any member of your household participated in a training program organi	discrete	numeric-1.0	1608	879	-
4	a9q13	A9Q13:Are you informed of farmers' groups established under the farmer instituti	discrete	numeric-1.0	2487	0	-
5	a9q14	A9Q14:Is any member your household a member of such a farmers' group?	discrete	numeric-1.0	947	1540	-

File AGSEC9A							
#	Name	Label	Type	Format	Valid	Invalid	Question
6	a9q15	A9Q15:Are you informed of NAADS initiatives to prioritize enterprises to demand	discrete	numeric-1.0	2487	0	-
7	a9q16	A9Q16:Has any member of your household participated in such initiatives in the p	discrete	numeric-1.0	422	2065	-
8	hh	Unique identifier in 20013/14	discrete	character-12	2487	0	-
9	wgt_X	Cross sectional weight for 2013_2014 panel survey	continuous	numeric-16.0	2487	0	-

File AGSEC10							
#	Name	Label	Type	Format	Valid	Invalid	Question
1	HHID	Household ID	discrete	numeric-9.0	54711	0	-
2	A10itemcod	Farm Implements	discrete	numeric-2.0	54711	0	-
3	Farm Imp..	Did your household own, use or rent/borrow any of the following farm implements	discrete	numeric-1.0	54711	0	-
4	A10Q1_ot..	Other Implements/Machinery (specify type)	discrete	character-20	285	0	-
5	a10q1	A10Q1:How many [ITEM] does your household currently own?	discrete	numeric-2.0	7310	47401	-
6	a10q2	A10Q2:What is the total estimated value of all [ITEM] owned by your household?	continuous	numeric-9.0	6805	47906	-
7	a10q3	A10Q3:How many [ITEM] did your household own exactly 12 months ago?	continuous	numeric-2.0	7307	47404	-
8	a10q4	A10Q4:Did your household use the [ITEM] during the last 12 months?	discrete	numeric-1.0	7307	47404	-
9	a10q5	A10Q5:What was the main reason for not using the [ITEM]?	discrete	numeric-1.0	124	54587	-
10	a10q6	A10Q6:Did your household rent or borrow any [ITEM] during the last 12 months?	discrete	numeric-1.0	7182	47529	-
11	a10q7	A10Q7:How many [ITEM] did your household rent or borrow during the last 12 month	continuous	numeric-2.0	1088	53623	-
12	a10q8	A10Q8:How much did your household pay to rent or borrow [ITEM] during the last 1	continuous	numeric-6.0	1088	53623	-
13	hh	Unique identifier in 20013/14	discrete	character-12	54711	0	-
14	wgt_X	Cross sectional weight for 2013_2014 panel survey	continuous	numeric-16.0	54711	0	-

File AGSEC11							
#	Name	Label	Type	Format	Valid	Invalid	Question
1	HHID	Household ID	discrete	numeric-9.0	3607	0	-
2	AGroup_ID	Animal Groups	discrete	numeric-3.0	3607	0	-
3	a11q1a	A11Q1A: Has this household made any use of the dung produced by your livestock i	discrete	numeric-1.0	3598	9	-
4	a11q1b	A11Q1B: Has this household made any use of the dung produced by your livestock i	discrete	numeric-1.0	3573	34	-
5	a11q1c	A11Q1C: What was the total value from the sales of dung from this livestock type	continuous	numeric-6.0	8	3599	-
6	a11q2	A11Q2: Has this household used any of its [AGroup_ID] for its own transport (per	discrete	numeric-1.0	1939	1668	-
7	a11q3	A11Q3:Has this household used any of its [AGroup_ID] for ploughing its own field	discrete	numeric-1.0	1923	1684	-
8	a11q4	A11Q4: Has this household used any of its [AGroup_ID] to provide transport or pl	discrete	numeric-1.0	1923	1684	-
9	a11q5	A11Q5: How much has this household earned in cash / kind by providing draught po	continuous	numeric-6.0	66	3541	-
10	hh	Unique identifier in 20013/14	discrete	character-12	3607	0	-
11	wgt_X	Cross sectional weight for 2013_2014 panel survey	continuous	numeric-16.0	3607	0	-

File CSEC1A							
#	Name	Label	Type	Format	Valid	Invalid	Question
1	HHID	Household Unique Identifier in 2013/14	discrete	character-12	3388	0	-
2	HHID_old	Household Identifier to Link Data to Previous Waves (2005/06 - 2011/12)	discrete	numeric-19.0	1957	1437	-
3	rotate	Household Rotation Status	discrete	numeric-1.0	3388	6	-
4	result_c_.	Interview completion status	discrete	numeric-1.0	3381	13	-
5	h1aq1a	District of residence in 2013/14	continuous	numeric-3.0	3386	8	-
6	h1aq3a	County/Subcounty of Residence in 2013/14	continuous	numeric-6.0	3386	8	-
7	h1aq3b	LC2 Name in 2013/14	discrete	character-26	3386	0	-
8	h1aq4a	Parish of Residence in 2013/14	continuous	numeric-8.0	3391	3	-
9	h1aq4b	LC3 Name in 2013/14	discrete	character-27	3385	0	-
10	region	Region of Residence in 2013/14	discrete	numeric-1.0	3386	8	-
11	regurb	RegionxRural/Urban	discrete	numeric-2.0	3386	8	-

File CSEC1A							
#	Name	Label	Type	Format	Valid	Invalid	Question
12	sregion	Sub-Region of Residence in 2013/14	discrete	numeric-2.0	3386	8	-
13	urban	Urban/Rural Identifier	discrete	numeric-1.0	3386	8	-
14	ea	Enumeration area	continuous	numeric-3.0	3388	6	-
15	Villagec ..	Village code	discrete	numeric-10.0	2675	719	-
16	wgt X	Cross sectional weight for 2013_2014 panel survey	continuous	numeric-16.0	3367	27	-
17	wgt	Household weight panel weight	continuous	numeric-11.0	2097	1297	-
18	year	Year when the interview was completed	discrete	numeric-4.0	3388	6	-
19	month	Month when the interview was completed	discrete	numeric-2.0	3388	6	-
20	day	Day when the interview was completed	discrete	character-2	3388	0	-
21	Survey V ..	Select visit 1 or 2 for the entire survey	discrete	numeric-1.0	2675	719	-
22	Activate ..	Select visit 1 or 2 for the entire survey	discrete	numeric-1.0	2310	1084	-
23	Service ..	Service Availability in LC1 Response Status	discrete	numeric-1.0	2588	806	-
24	Reason S ..	Reason Service Availability was not done:	discrete	character-42	145	0	-
25	Educatio ..	Education Response Status	discrete	numeric-1.0	2494	900	-
26	Reason E ..	Reason Education was not done:	discrete	character-117	683	-	-
27	Health R ..	Health Response Status	discrete	numeric-1.0	2469	925	-
28	Reason H ..	Reason Health not done:	discrete	character-86	390	0	-
29	Infrastr ..	Road Infrastructure Response Status	discrete	numeric-1.0	2175	1219	-
30	Reason R ..	Reason Road Infrastructure not done	discrete	character-213	437	-	-
31	ComOrg R ..	Community Organisations Response Status	discrete	numeric-1.0	2195	1199	-
32	Reason C ..	Reason Community Organisations not done	discrete	character-68	236	0	-
33	Supervis ..	Supervisor ID	discrete	numeric-2.0	832	2562	-

File CSEC2A							
#	Name	Label	Type	Format	Valid	Invalid	Question
1	District ..	District name	discrete	numeric-3.0	10065	0	-
2	SubCounty	Sub-county/division/town council	discrete	numeric-6.0	10065	0	-
3	Parish	Parish/ward	discrete	numeric-8.0	10065	0	-
4	Villagec ..	Village code	discrete	numeric-10.0	10065	0	-

File CSEC2A							
#	Name	Label	Type	Format	Valid	Invalid	Question
5	CFService_..	CFService	discrete	numeric-2.0	10065	0	-
6	C2AQ3	Is [Service_Serial_number] available to members of the LC1 (even if they must tr	discrete	numeric-1.0	9898	167	-
7	C2AQ4	What is the name of the provider to which community members most often go to use	discrete	character-58	2081	0	-
8	C2AQ5	What is the distance from the village center to the [CFService_ID] (i.e. geograp	continuous	numeric-3.0	5675	4390	-
9	C2AQ6	What is the most common means of transport to the [CFService_ID]?	discrete	numeric-2.0	5675	4390	-
10	C2AQ7	What is the time taken to get to the [CFService_ID] from the village center usin	continuous	numeric-3.0	5677	4388	-
11	C2AQ8	How do you rate the quality of service offered by the [CFService_ID]?	discrete	numeric-1.0	5676	4389	-
12	end_serv_..	end service screen	discrete	numeric-1.0	0	10065	-
13	Survey_V_..	Select visit 1 or 2 for the entire survey	discrete	numeric-1.0	10065	0	-
14	Service_..	Service Availability in LC1 Response Status	discrete	numeric-1.0	9932	133	-
15	Reason_S_..	Reason Service Availability was not done:	discrete	character-42	462	0	-

File CSEC2B							
#	Name	Label	Type	Format	Valid	Invalid	Question
1	District_..	District name	discrete	numeric-3.0	325	0	-
2	SubCounty	Sub-county/division/town council	discrete	numeric-6.0	325	0	-
3	Parish	Parish/ward	discrete	numeric-8.0	325	0	-
4	Villageec_..	Village code	discrete	numeric-10.0	325	0	-
5	C2BQ9	What is the most commonly used type of health facility?	discrete	numeric-1.0	320	5	-
6	C2BQ10	Are patients well received in the health facility?	discrete	numeric-1.0	320	5	-
7	C2BQ11A	Is it easy for patients to find reception?	discrete	numeric-1.0	320	5	-
8	C2BQ11B	Is it easy for patients to find information and instructions?	discrete	numeric-1.0	320	5	-
9	C2BQ11C	Is it easy for patients to find flow of care?	discrete	numeric-1.0	320	5	-
10	C2BQ11D	Is it easy for patients to find signposts?	discrete	numeric-1.0	320	5	-
11	C2BQ12_1	With respect	discrete	character-1	197	0	-

File CSEC2B							
#	Name	Label	Type	Format	Valid	Invalid	Question
12	C2BQ12_2	Easing of fear and anxiety	discrete	character-1	197	0	-
13	C2BQ12_3	Privacy and confidentiality	discrete	character-1	197	0	-
14	C2BQ12_4	Client's expectations are met by provider	discrete	character-1	197	0	-
15	C2BQ12_5	Disrespectful	discrete	character-1	197	0	-
16	C2BQ12_6	Negligence	discrete	character-1	197	0	-
17	C2BQ12_7	Other treatment by health staff	discrete	character-1	197	0	-
18	C2BQ12_7..	Specify the other treatment	discrete	character-63	26	0	-
19	C2BQ13_1	Long distance	discrete	character-1	197	0	-
20	C2BQ13_2	No means of transport available	discrete	character-1	197	0	-
21	C2BQ13_3	Open hours not convenient	discrete	character-1	197	0	-
22	C2BQ13_4	Long waiting time	discrete	character-1	197	0	-
23	C2BQ13_5	Medicines/supplies not available	discrete	character-1	197	0	-
24	C2BQ13_6	Expensive/not affordable	discrete	character-1	197	0	-
25	C2BQ13_7	Culture related issues	discrete	character-1	197	0	-
26	C2BQ13_8	Limited range of services	discrete	character-1	197	0	-
27	C2BQ13_9	Other Concerns	discrete	character-1	197	0	-
28	C2BQ13_9..	Specify the other concerns	discrete	character-82	57	0	-
29	C2BQ14_1	Increase local access to government health services / maternity care	discrete	character-1	197	0	-
30	C2BQ14_2	Increase hours of operation at night	discrete	character-1	197	0	-
31	C2BQ14_3	Increase staff levels at local facilities	discrete	character-1	197	0	-
32	C2BQ14_4	Government subsidies for private medical care	discrete	character-1	197	0	-
33	C2BQ14_5	Government subsidies for medicines/supplies	discrete	character-1	197	0	-
34	C2BQ14_6	Increased community involvement in maintaining supplies	discrete	character-1	197	0	-
35	C2BQ14_7	Increase availability / functioning of ambulance services	discrete	character-1	197	0	-
36	C2BQ14_8	Sensitization campaigns related to health services	discrete	character-1	197	0	-
37	C2BQ14_9	Other	discrete	character-1	197	0	-
38	C2BQ14_9..	Specify the other ways to minimize concerns	discrete	character-79	83	0	-

File CSEC2C							
#	Name	Label	Type	Format	Valid	Invalid	Question
1	District ..	District name	discrete	numeric-3.0	306	0	-
2	SubCounty	Sub-county/division/town council	discrete	numeric-6.0	306	0	-
3	Parish	Parish/ward	discrete	numeric-8.0	306	0	-
4	Villagec ..	Village code	discrete	numeric-10.0	306	0	-
5	C2CQ15	How has the availability of safe water changed in the last 2 years?	discrete	numeric-1.0	300	6	-
6	C2CQ16	Have you undertaken any activities to protect water catchment areas in your comm	discrete	numeric-1.0	300	6	-
7	C2CQ17	What activities have you undertaken to protect these areas?	discrete	numeric-1.0	62	244	-
8	C2CQ18	Do people in your community pay for using water?	discrete	numeric-1.0	300	6	-
9	C2CQ19A	How much?-Amount	continuous	numeric-5.0	114	192	-
10	C2CQ19B	How much?-quantity	continuous	numeric-4.0	109	197	-
11	C2CQ19C	How much? units	discrete	numeric-1.0	114	192	-
12	C2CQ20	What is the purpose of these payments?	discrete	numeric-1.0	115	191	-
13	C2CQ21	How much money, on average, does a typical household pay per month for the water	continuous	numeric-5.0	115	191	-
14	C2CQ22	Is this fee affordable to poor households?	discrete	numeric-1.0	114	192	-

File CSEC2C_1							
#	Name	Label	Type	Format	Valid	Invalid	Question
1	District ..	District name	discrete	numeric-3.0	2754	0	-
2	SubCounty	Sub-county/division/town council	discrete	numeric-6.0	2754	0	-
3	Parish	Parish/ward	discrete	numeric-8.0	2754	0	-
4	Villagec ..	Village code	discrete	numeric-10.0	2754	0	-
5	Toilet_F ..	CFSanitation	discrete	numeric-2.0	2754	0	-
6	C2CQ23	Which of the following types of toilet facilities are used in your community?	discrete	numeric-1.0	2698	56	-
7	C2CQ24	What percentage of households use each of the listed facilities?	continuous	numeric-3.0	979	1775	-
8	C2CQ25	What is the major reason for incomplete latrine/toilet coverage?	discrete	numeric-1.0	338	2416	-

File CSEC2C_1							
#	Name	Label	Type	Format	Valid	Invalid	Question
9	Survey_V_..	Select visit 1 or 2 for the entire survey	discrete	numeric-1.0	2754	0	-
10	Service_..	Service Availability in LC1 Response Status	discrete	numeric-1.0	2655	99	-
11	Reason_S_..	Reason Service Availability was not done:	discrete	character-42	126	0	-

File CSEC3							
#	Name	Label	Type	Format	Valid	Invalid	Question
1	District_..	District name	discrete	numeric-3.0	290	0	-
2	SubCounty	Sub-county/division/town council	discrete	numeric-6.0	290	0	-
3	Parish	Parish/ward	discrete	numeric-8.0	290	0	-
4	Villagec_..	Village code	discrete	numeric-10.0	290	0	-
5	C3AQ1	What is the name of this school?	discrete	character-47	290	0	-
6	C3AQ2	What is the school's EMIS number?	continuous	numeric-8.0	287	3	-
7	C3AQ3	What is the name of the respondent?	discrete	character-28	290	0	-
8	C3AQ4	What is the function of the respondent?	discrete	numeric-1.0	290	0	-
9	C3AQ5	How long has the respondent been at the school?	continuous	numeric-2.0	290	0	-
10	C3AQ6	Who manages the school?	discrete	numeric-1.0	290	0	-
11	C3AQ7	INTERVIEWER: IS IT A SCHOOL DAY OR WEEKEND/HOLIDAY?	discrete	numeric-1.0	290	0	-

File CSEC3A							
#	Name	Label	Type	Format	Valid	Invalid	Question
1	District_..	District name	discrete	numeric-3.0	1535	0	-
2	SubCounty	Sub-county/division/town council	discrete	numeric-6.0	1535	0	-
3	Parish	Parish/ward	discrete	numeric-8.0	1535	0	-
4	Villagec_..	Village code	discrete	numeric-10.0	1535	0	-
5	School_ID	CFSchoolFacility	discrete	numeric-1.0	1535	0	-
6	C3AQ9	Are the following facilities available at the school?	discrete	numeric-1.0	1445	90	-
7	C3AQ9_Ot_..	Other facilities available at the school	discrete	character-25	73	0	-
8	C3AQ10	Is the facility adequate?	discrete	numeric-1.0	913	622	-
9	C3AQ11	What type of buildings does the school have?	discrete	numeric-1.0	913	622	-

File CSEC3A							
#	Name	Label	Type	Format	Valid	Invalid	Question
10	C3AQ12	What is the condition of the facility?	discrete	numeric-1.0	913	622	-
11	C3AQ13	How many of the facility were constructed in the last 3 years?	continuous	numeric-2.0	911	624	-
12	Educatio..	Education Response Status	discrete	numeric-1.0	1420	115	-
13	Reason_E..	Reason Education was not done:	discrete	character-117	410	-	-

File CSEC3B							
#	Name	Label	Type	Format	Valid	Invalid	Question
1	District..	District name	discrete	numeric-3.0	307	0	-
2	SubCounty	Sub-county/division/town council	discrete	numeric-6.0	307	0	-
3	Parish	Parish/ward	discrete	numeric-8.0	307	0	-
4	Villagec..	Village code	discrete	numeric-10.0	307	0	-
5	C3BQ14A	How many latrine stances does the school have for MALE students?	continuous	numeric-2.0	289	18	-
6	C3BQ14B	How many latrine stances does the school have for FEMALE students?	continuous	numeric-2.0	289	18	-
7	C3BQ15	Are there any hand washing facilities with soap for the pupils at the toilets/la	discrete	numeric-1.0	289	18	-
8	C3BQ16	Are there seperate toilet/ latrine facilities for teachers?	discrete	numeric-1.0	289	18	-
9	C3BQ17A	How many latrine stances does the school have for MALE teachers?	discrete	numeric-1.0	181	126	-
10	C3BQ17B	How many latrine stances does the school have for FEMALE teachers?	discrete	numeric-1.0	181	126	-
11	C3BQ17C	How many stances does the school for BOTH?	discrete	numeric-1.0	181	126	-
12	C3BQ18	Do the toilet/latrine facilities cater for the physically impaired children?	discrete	numeric-1.0	289	18	-
13	C3BQ19	Are there First Aid facilities at the school premises?Are there First Aid facili	discrete	numeric-1.0	289	18	-
14	C3BQ20	Who mainly administers First Aid at the school?	discrete	numeric-1.0	115	192	-
15	Survey_V..	Select visit 1 or 2 for the entire survey	discrete	numeric-1.0	307	0	-
16	Educatio..	Education Response Status	discrete	numeric-1.0	284	23	-
17	Reason_E..	Reason Education was not done:	discrete	character-117	82	-	-

File CSEC3C

#	Name	Label	Type	Format	Valid	Invalid	Question
1	District ..	District name	discrete	numeric-3.0	2456	0	-
2	SubCounty	Sub-county/division/town council	discrete	numeric-6.0	2456	0	-
3	Parish	Parish/ward	discrete	numeric-8.0	2456	0	-
4	Villagec ..	Village code	discrete	numeric-10.0	2456	0	-
5	Water_fa ..	CFSchoolWater	discrete	numeric-1.0	2456	0	-
6	C3CQ22	RANK UP TO 3 SOURCES BY IMPORTANCE.	discrete	numeric-1.0	2294	162	-
7	C3CQ22_O ..	Other source of drinking water	discrete	character-29	29	0	-
8	C3CQ23	What is the distance to this water source (KM) from the school?	continuous	numeric-2.0	585	1871	-
9	C3CQ24	How reliable is this water source?	discrete	numeric-1.0	585	1871	-
10	End_Water	End Water Facilities Screen	discrete	numeric-1.0	0	2456	-
11	Survey_V ..	Select visit 1 or 2 for the entire survey	discrete	numeric-1.0	2456	0	-
12	Educatio ..	Education Response Status	discrete	numeric-1.0	2272	184	-
13	Reason_E ..	Reason Education was not done:	discrete	character-117	656	-	-

File CSEC3D

#	Name	Label	Type	Format	Valid	Invalid	Question
1	District ..	District name	discrete	numeric-3.0	3070	0	-
2	SubCounty	Sub-county/division/town council	discrete	numeric-6.0	3070	0	-
3	Parish	Parish/ward	discrete	numeric-8.0	3070	0	-
4	Villagec ..	Village code	discrete	numeric-10.0	3070	0	-
5	Payment_ID	CFSchoolPayment	discrete	numeric-2.0	3070	0	-
6	C3DQ26	Does this school provide item to the students?	discrete	numeric-1.0	2593	477	-
7	Other_C3 ..	Other Payments/Services	discrete	character-59	142	0	-
8	C3DQ27	Does the school charge for [Payment_ID]?	discrete	numeric-1.0	810	2260	-
9	C3DQ28	What is the average amount charged per child for [Payment_ID]?	continuous	numeric-9.0	489	2581	-
10	C3DQ29	What is the frequency of payment for [Payment_ID]?	discrete	numeric-1.0	489	2581	-
11	Educatio ..	Education Response Status	discrete	numeric-1.0	2840	230	-
12	Reason_E ..	Reason Education was not done:	discrete	character-117	820	-	-

File CSEC3E							
#	Name	Label	Type	Format	Valid	Invalid	Question
1	District ..	District name	discrete	numeric-3.0	570	0	-
2	SubCounty	Sub-county/division/town council	discrete	numeric-6.0	570	0	-
3	Parish	Parish/ward	discrete	numeric-8.0	570	0	-
4	Villagec ..	Village code	discrete	numeric-10.0	570	0	-
5	School_P..	CFSchoolPLEPerf	discrete	numeric-1.0	542	28	-
6	C3E_Year	Select year	discrete	numeric-3.0	535	35	-
7	C3EQ30A	Total Number of MALE candidates examined	continuous	numeric-3.0	520	50	-
8	C3EQ30B	Total number of FEMALE candidates examined	continuous	numeric-3.0	520	50	-
9	C3EQ31A	Number of BOYS who passed with grade one (1)	continuous	numeric-3.0	519	51	-
10	C3EQ31B	Number of GIRLS who passed with grade one (1)	continuous	numeric-3.0	519	51	-
11	C3EQ32A	Number of BOYS who passed with grade two (2)	continuous	numeric-3.0	517	53	-
12	C3EQ32B	Number of GIRLS who passed with grade two (2)	continuous	numeric-2.0	517	53	-
13	C3EQ33A	Number of BOYS who passed with grade three (3)	continuous	numeric-2.0	517	53	-
14	C3EQ33B	Number of GIRLS who passed with grade three (3)	continuous	numeric-2.0	517	53	-
15	Survey_V ..	Select visit 1 or 2 for the entire survey	discrete	numeric-1.0	570	0	-
16	Educatio ..	Education Response Status	discrete	numeric-1.0	528	42	-
17	Reason_E ..	Reason Education was not done:	discrete	character-117	133	-	-

File CSEC3F							
#	Name	Label	Type	Format	Valid	Invalid	Question
1	District ..	District name	discrete	numeric-3.0	691	0	-
2	SubCounty	Sub-county/division/town council	discrete	numeric-6.0	691	0	-
3	Parish	Parish/ward	discrete	numeric-8.0	691	0	-
4	Villagec ..	Village code	discrete	numeric-10.0	691	0	-
5	Year1_ID	CFSchoolLeaving	discrete	numeric-1.0	636	55	-
6	C3F_Year	Select year	discrete	numeric-3.0	633	58	-
7	C3FQ34	Were there any pupils who left school before completing P.7 in this year?	discrete	numeric-1.0	619	72	-
8	C3FQ35A	How many BOYS left school before P.7 in that year?	continuous	numeric-3.0	569	122	-
9	C3FQ35B	How many GIRLS left school before P.7 in that year?	continuous	numeric-3.0	569	122	-

File CSEC3F							
#	Name	Label	Type	Format	Valid	Invalid	Question
10	C3FQ36A	What was the most common reason why BOYS left school in [Year1_ID]?	discrete	numeric-2.0	490	201	-
11	C3FQ36B	What was the most common reason why GIRLS left school in [Year1_ID]?	discrete	numeric-2.0	528	163	-
12	Educatio ..	Education Response Status	discrete	numeric-1.0	635	56	-
13	Reason_E ..	Reason Education was not done:	discrete	character-117	153	-	-

File CSEC3G							
#	Name	Label	Type	Format	Valid	Invalid	Question
1	District ..	District name	discrete	numeric-3.0	1595	0	-
2	SubCounty	Sub-county/division/town council	discrete	numeric-6.0	1595	0	-
3	Parish	Parish/ward	discrete	numeric-8.0	1595	0	-
4	Villagec ..	Village code	discrete	numeric-10.0	1595	0	-
5	SchoolMe ..	CFSchoolMeeting	discrete	numeric-1.0	1595	0	-
6	C3GQ38	Does the school hold [SchoolMeeting_ID]?	discrete	numeric-1.0	1365	230	-
7	C3GQ39A	In which month and year was the last meeting held? (MONTH)	discrete	numeric-2.0	1118	477	-
8	C3GQ39B	In which month and year was the last meeting held? (YEAR)	discrete	numeric-4.0	1118	477	-
9	C3GQ40	Where minutes kept from this meeting?	discrete	numeric-1.0	792	803	-
10	C3GQ41	How often are [SchoolMeeting_ID] held?	discrete	numeric-1.0	1118	477	-
11	C3GQ38_V2	Does the school hold [SchoolMeeting_ID]? - v2	discrete	numeric-1.0	1090	505	-
12	C3GQ39A_V2	In which month and year was the last meeting held? (MONTH) - v2	discrete	numeric-2.0	866	729	-
13	C3GQ39B_V2	In which month and year was the last meeting held? (YEAR) - v2	continuous	numeric-4.0	865	730	-
14	C3GQ40_V2	Where minutes kept from this meeting? - v2	discrete	numeric-1.0	628	967	-
15	C3GQ41_V2	How often are [SchoolMeeting_ID] held? - v2	discrete	numeric-1.0	865	730	-
16	Educatio ..	Education Response Status	discrete	numeric-1.0	1480	115	-
17	Reason_E ..	Reason Education was not done:	discrete	character-117	410	-	-

File CSEC3H

#	Name	Label	Type	Format	Valid	Invalid	Question
1	District ..	District name	discrete	numeric-3.0	957	0	-
2	SubCounty	Sub-county/division/town council	discrete	numeric-6.0	957	0	-
3	Parish	Parish/ward	discrete	numeric-8.0	957	0	-
4	Villagec ..	Village code	discrete	numeric-10.0	957	0	-
5	PositionID	CFSchoolStaff	discrete	numeric-1.0	957	0	-
6	C3HQ43A	How many teachers are in the following staffing positions?	continuous	numeric-2.0	825	132	-
7	C3HQ43B	How many additional teachers are required in this school to meet the government	discrete	numeric-2.0	825	132	-
8	C3HQ43A_V2	How many teachers are in the following staffing positions? - v2	continuous	numeric-2.0	648	309	-
9	C3HQ43B_V2	How many additional teachers are required in this school to meet the government - v2	continuous	numeric-2.0	648	309	-
10	Educatio ..	Education Response Status	discrete	numeric-1.0	888	69	-
11	Reason_E ..	Reason Education was not done:	discrete	character-117	246	-	-

File CSEC3I

#	Name	Label	Type	Format	Valid	Invalid	Question
1	District ..	District name	discrete	numeric-3.0	1595	0	-
2	SubCounty	Sub-county/division/town council	discrete	numeric-6.0	1595	0	-
3	Parish	Parish/ward	discrete	numeric-8.0	1595	0	-
4	Villagec ..	Village code	discrete	numeric-10.0	1595	0	-
5	School_M ..	CFSchoolMonitoring	discrete	numeric-1.0	1595	0	-
6	C3IQ45	Which of the following supervised/monitored this school during the last 12 month	discrete	numeric-1.0	1355	240	-
7	C3IQ45_O ..	Other supervisor type	discrete	character-46	270	0	-
8	C3IQ46A	Which month and year was the last visit?:MONTH	discrete	numeric-2.0	947	648	-
9	C3IQ46B	Which month and year was the last visit?:YEAR	discrete	numeric-4.0	945	650	-
10	C3IQ47	What was the frequency of supervision/monitoring by this supervisor?	discrete	numeric-1.0	947	648	-
11	C3IQ45_V2	Which of the following supervised/monitored this school during the last 12 month - v2	discrete	numeric-1.0	1095	500	-
12	C3IQ45_O ..	Other supervisor type - v2	discrete	character-64	203	0	-

File CSEC3I							
#	Name	Label	Type	Format	Valid	Invalid	Question
13	C3IQ46A_V2	Which month and year was the last visit?:MONTH - v2	discrete	numeric-2.0	767	828	-
14	C3IQ46B_V2	Which month and year was the last visit?:YEAR - v2	discrete	numeric-1.0	767	828	-
15	Educatio ..	Education Response Status	discrete	numeric-1.0	1480	115	-
16	Reason_E ..	Reason Education was not done:	discrete	character-117	410	-	-

File CSEC3J							
#	Name	Label	Type	Format	Valid	Invalid	Question
1	District ..	District name	discrete	numeric-3.0	4605	0	-
2	SubCounty	Sub-county/division/town council	discrete	numeric-6.0	4605	0	-
3	Parish	Parish/ward	discrete	numeric-8.0	4605	0	-
4	Villagec ..	Village code	discrete	numeric-10.0	4605	0	-
5	Problems ..	CFSchoolProblem	discrete	numeric-2.0	4605	0	-
6	C3IQ49	What are the MAJOR constraints / problems faced by the school?	discrete	numeric-1.0	4318	287	-
7	C3IQ49_O ..	Other Constraints/problems faced by the school ?	discrete	character-206	141	-	-
8	C3IQ50	How has the situation changed in the last 2 years	discrete	numeric-1.0	848	3757	-
9	Educatio ..	Education Response Status	discrete	numeric-1.0	4260	345	-
10	Reason_E ..	Reason Education was not done:	discrete	character-117	1230	-	-

File CSEC3K							
#	Name	Label	Type	Format	Valid	Invalid	Question
1	District ..	District name	discrete	numeric-3.0	2233	0	-
2	SubCounty	Sub-county/division/town council	discrete	numeric-6.0	2233	0	-
3	Parish	Parish/ward	discrete	numeric-8.0	2233	0	-
4	Villagec ..	Village code	discrete	numeric-10.0	2233	0	-
5	Class_ID	CFSchoolclass	discrete	numeric-1.0	2233	0	-
6	C3KQ52	Teacher Name	discrete	character-42	0	0	-
7	C3KQ53	Sex	discrete	numeric-1.0	1665	568	-
8	C3KQ54	Grade	discrete	numeric-1.0	1665	568	-
9	C3KQ55A	What is the official enrollment in the stream? (BOYS)	continuous	numeric-3.0	1685	548	-
10	C3KQ55B	What is the official enrollment in the stream? (GIRLS)	continuous	numeric-3.0	1685	548	-

File CSEC3K							
#	Name	Label	Type	Format	Valid	Invalid	Question
11	C3KQ56	Are there arrangements for pupils in this stream to borrow text books for use outside the classroom, including at home?	discrete	numeric-1.0	1666	567	-
12	C3KQ57	What percentage for pupils have access to text books in the classroom?	discrete	numeric-1.0	1665	568	-
13	C3KQ58	Is a teacher present in the classroom?	discrete	numeric-1.0	1388	845	-
14	C3KQ59	Was the teacher's absence formally approved?	discrete	numeric-1.0	118	2115	-
15	C3KQ60	If teacher's absence was approved: why was the teacher absent?	discrete	numeric-2.0	82	2151	-
16	C3KQ61	If teacher's absence was not formally approved: why do you think the teacher is absent?	discrete	numeric-2.0	36	2197	-
17	C3KQ62	Is the teacher officially registered on the government pay roll?	discrete	numeric-1.0	1392	841	-
18	C3KQ63	How many pupils are actually in attendance today?	continuous	numeric-4.0	1369	864	-
19	C3KQ64	What percentage of the pupils are seated in desks?	discrete	numeric-1.0	1368	865	-
20	C3KQ65	What percentage of the pupils have scholastic materials?	discrete	numeric-1.0	1367	866	-
21	C3KQ66	Does the classroom display materials on the walls or in the corners of the class	discrete	numeric-1.0	1384	849	-
22	C3KQ52_V2	Teacher Name - v2	discrete	character-43	0	0	-
23	C3KQ53_V2	Sex - v2	discrete	numeric-1.0	1434	799	-
24	C3KQ54_V2	Grade - v2	discrete	numeric-1.0	1435	798	-
25	C3KQ55A_V2	What is the official enrollment in the stream? (BOYS) - v2	continuous	numeric-3.0	1510	723	-
26	C3KQ55B_V2	What is the official enrollment in the stream? (GIRLS) - v2	continuous	numeric-3.0	1510	723	-
27	C3KQ56_V2	Are there arrangements for pupils in this stream to borrow text books for use outside the classroom, including at home? - v2	discrete	numeric-1.0	1432	801	-
28	C3KQ57_V2	What percentage for pupils have access to text books in the classroom? - v2	discrete	numeric-1.0	1431	802	-
29	C3KQ58_V2	Is a teacher present in the classroom? - v2	discrete	numeric-1.0	1380	853	-
30	C3KQ59_V2	Was the teacher's absence formally approved? - v2	discrete	numeric-1.0	157	2076	-

File CSEC3K							
#	Name	Label	Type	Format	Valid	Invalid	Question
31	C3KQ60_V2	If teacher's absence was approved: why was the teacher absent? - v2	continuous	numeric-2.0	88	2145	-
32	C3KQ61_V2	If teacher's absence was not formally approved: why do you think the teacher is absent? -v2	continuous	numeric-2.0	56	2177	-
33	C3KQ62_V2	Is the teacher officially registered on the government pay roll? - v2	discrete	numeric-1.0	1379	854	-
34	C3KQ63_V2	How many pupils are actually in attendance today? - v2	continuous	numeric-3.0	1345	888	-
35	C3KQ64_V2	What percentage of the pupils are seated in desks? - v2	discrete	numeric-1.0	1379	854	-
36	C3KQ65_V2	What percentage of the pupils have scholastic materials? - v2	discrete	numeric-1.0	1379	854	-
37	C3KQ66_V2	Does the classroom display materials on the walls or in the corners of the class - v2	discrete	numeric-1.0	1380	853	-
38	Educatio ..	Education Response Status	discrete	numeric-1.0	2072	161	-
39	Reason_E ..	Reason Education was not done:	discrete	character-117	574	-	-

File CSEC3K_1							
#	Name	Label	Type	Format	Valid	Invalid	Question
1	District ..	District name	discrete	numeric-3.0	324	0	-
2	SubCounty	Sub-county/division/town council	discrete	numeric-6.0	324	0	-
3	Parish	Parish/ward	discrete	numeric-8.0	324	0	-
4	Villagec ..	Village code	discrete	numeric-10.0	324	0	-
5	C3KQ64_1	Clearly written attendance policy	discrete	character-1	196	0	-
6	C3KQ64_2	Disciplinary action â€“ stern warning	discrete	character-1	196	0	-
7	C3KQ64_3	Disciplinary action â€“ dismissal/termination	discrete	character-1	196	0	-
8	C3KQ64_4	Increase in allowances	discrete	character-1	196	0	-
9	C3KQ64_5	Salary increment	discrete	character-1	196	0	-
10	C3KQ64_6	Provision of housing	discrete	character-1	196	0	-
11	C3KQ64_7	Provision of transport	discrete	character-1	196	0	-
12	C3KQ64_8	Introduction of daily attendance registers	discrete	character-1	196	0	-
13	C3KQ64_9	Improving the work environment through ICT	discrete	character-1	196	0	-
14	C3KQ64_10	Improving the work environment through	discrete	character-1	196	0	-

File CSEC3K_1

#	Name	Label	Type	Format	Valid	Invalid	Question
		favorable policies and work safety improv					
15	C3KQ64_11	Close supervision	discrete	character-1	196	0	-
16	C3KQ64_12	More staff recruited	discrete	character-1	196	0	-
17	C3KQ64_13	Capacity built in leadership, Mgt/ attendance control	discrete	character-1	196	0	-
18	C3KQ64_14	Flexible work schedule	discrete	character-1	196	0	-
19	C3KQ64_15	Inclusion of absenteeism rate on job performance appraisal	discrete	character-1	196	0	-
20	C3KQ64_16	Recognise staff with outstanding attendance record (employee bonus, award)	discrete	character-1	196	0	-
21	C3KQ64_17	Job enrichment/enlargement/ rotation to reduce absenteeism	discrete	character-1	196	0	-
22	C3KQ64_18	Other, please specify	discrete	character-57	79	0	-
23	C3KQ64_19	Other, please specify	discrete	character-46	27	0	-
24	C3KQ64_20	Other, please specify	discrete	character-36	6	0	-
25	C3KQ64_A	Most effective	discrete	numeric-2.0	303	21	-
26	C3KQ64_B	Second most effective	discrete	numeric-2.0	302	22	-
27	C3KQ64_C	Third most effective	discrete	numeric-2.0	301	23	-
28	Survey_V_..	Select visit 1 or 2 for the entire survey	discrete	numeric-1.0	324	0	-
29	Educatio_..	Education Response Status	discrete	numeric-1.0	301	23	-
30	Reason_E_..	Reason Education was not done:	discrete	character-117	82	-	-

File CSEC3L

#	Name	Label	Type	Format	Valid	Invalid	Question
1	District_..	District name	discrete	numeric-3.0	309	0	-
2	SubCounty	Sub-county/division/town council	discrete	numeric-6.0	309	0	-
3	Parish	Parish/ward	discrete	numeric-8.0	309	0	-
4	Villagec_..	Village code	discrete	numeric-10.0	309	0	-
5	C3LQ64	What are the major mode of ensuring accountability in this school ?	discrete	numeric-2.0	289	20	-
6	C3LQ65	Have there been any cases of misuse of funds in last financial year ?	discrete	numeric-1.0	289	20	-
7	C3LQ66	Who was implicated?	discrete	numeric-2.0	6	303	-
8	C3LQ67	What action was taken on the culprits?	discrete	numeric-2.0	6	303	-
9	Educatio_..	Education Response Status	discrete	numeric-1.0	286	23	-

File CSEC3L							
#	Name	Label	Type	Format	Valid	Invalid	Question
10	Reason_E..	Reason Education was not done:	discrete	character-117	82	-	-

File CSEC4A							
#	Name	Label	Type	Format	Valid	Invalid	Question
1	District..	District name	discrete	numeric-3.0	308	0	-
2	SubCounty	Sub-county/division/town council	discrete	numeric-6.0	308	0	-
3	Parish	Parish/ward	discrete	numeric-8.0	308	0	-
4	Villagec..	Village code	discrete	numeric-10.0	308	0	-
5	C4Q1	What is the name of this facility?	discrete	character-34	259	0	-
6	C4Q2	What is the code of this facility	continuous	numeric-4.0	238	70	-
7	C4Q3	What is the name of the respondent?	discrete	character-39	259	0	-
8	C4Q4	What is the function of the respondent?	discrete	numeric-2.0	259	49	-
9	C4Q5	How long has the respondent been at the facility?	continuous	numeric-2.0	259	49	-
10	C4Q6	Who owns this facility?	discrete	numeric-2.0	259	49	-
11	C4Q7	What is the level of this health facility?	discrete	numeric-2.0	259	49	-
12	C4AQ8	Do you work during the night in this health facility?	discrete	numeric-1.0	258	50	-
13	C4AQ9	Why don't you work during the night?	discrete	numeric-2.0	94	214	-
14	C4AQ10	Did you work during the night yesterday?	discrete	numeric-1.0	164	144	-
15	C4AQ11	For how long?	discrete	numeric-2.0	51	257	-
16	C4AQ12	Were you on call or night duty?	discrete	numeric-1.0	51	257	-
17	C4AQ13	Why did you work?	discrete	numeric-2.0	10	298	-
18	C4AQ14	How many times did you work at night in the last 7 days?	discrete	numeric-1.0	164	144	-
19	C4AQ15	What is the total number of in-patient medical beds at this facility?	continuous	numeric-2.0	259	49	-
20	Health_R..	Health Response Status	discrete	numeric-1.0	282	26	-
21	Reason_H..	Reason Health not done:	discrete	character-86	50	0	-

File CSEC4B							
#	Name	Label	Type	Format	Valid	Invalid	Question
1	District..	District name	discrete	numeric-3.0	308	0	-

File CSEC4B							
#	Name	Label	Type	Format	Valid	Invalid	Question
2	SubCounty	Sub-county/division/town council	discrete	numeric-6.0	308	0	-
3	Parish	Parish/ward	discrete	numeric-8.0	308	0	-
4	Villagec ..	Village code	discrete	numeric-10.0	308	0	-
5	C4BQ16	What is the total number of inpatient maternity beds at this facility?	continuous	numeric-2.0	259	49	-
6	C4BQ17	Does this facility have electricity from the grid?	discrete	numeric-1.0	259	49	-
7	C4BQ18	How many days last week did this facility experience power shortages that lasted	discrete	numeric-1.0	92	216	-
8	C4BQ19	Does the health facility have a working generator?	discrete	numeric-1.0	259	49	-
9	C4BQ20	Does the health facility have a solar panel?	discrete	numeric-1.0	259	49	-
10	C4BQ21	Does the health facility have an ambulance?	discrete	numeric-1.0	258	50	-
11	C4BQ22	Is an ambulance available for use by this facility?	discrete	numeric-1.0	211	97	-
12	C4BQ23	What is the distance from this health facility to the nearest ambulance?	continuous	numeric-2.0	84	224	-
13	C4BQ24	Does the health facility provide food for staff?	discrete	numeric-1.0	258	50	-
14	C4BQ25	Does the health facility provide food for inpatients?	discrete	numeric-1.0	258	50	-
15	C4BQ26	What is the distance from this facility to the nearest bank?	continuous	numeric-3.0	258	50	-
16	C4BQ27	What is the distance from this facility to the District Health Office/Health Sub	continuous	numeric-2.0	258	50	-
17	C4BQ28	What is the distance from this facility to the nearest trading centre?	continuous	numeric-2.0	258	50	-
18	C4BQ29	A functioning computer for general use by the health centre or only for a specif	discrete	numeric-1.0	259	49	-
19	C4BQ30	An official telephone (land line or mobile phone)?	discrete	numeric-1.0	258	50	-
20	C4BQ31	A functioning radio call for communication?	discrete	numeric-1.0	258	50	-
21	C4BQ32	A laboratory?	discrete	numeric-1.0	259	49	-
22	C4BQ33	CD - 4 machines? (for HC IV and above)	discrete	numeric-1.0	259	49	-
23	C4BQ34	A working refrigerator for vaccines?	discrete	numeric-1.0	259	49	-
24	C4BQ35	An icebox for transporting vaccines?	discrete	numeric-1.0	259	49	-

File CSEC4B

#	Name	Label	Type	Format	Valid	Invalid	Question
25	C4BQ36	A working microscope?	discrete	numeric-1.0	259	49	-
26	C4BQ37	A delivery bed?	discrete	numeric-1.0	259	49	-
27	C4BQ38	A BP machine?	discrete	numeric-1.0	259	49	-
28	C4BQ39	Sterilization equipment?	discrete	numeric-1.0	259	49	-
29	C4BQ40	A functioning bicycle?	discrete	numeric-1.0	259	49	-
30	C4BQ41	A functioning motorcycle?	discrete	numeric-1.0	259	49	-
31	C4BQ42	Functioning standing weighing scales?	discrete	numeric-1.0	259	49	-
32	C4BQ43	Functioning hanging weighing scales?	discrete	numeric-1.0	259	49	-
33	C4BQ44	Functioning height measurement equipment?	discrete	numeric-1.0	259	49	-
34	Health_R_..	Health Response Status	discrete	numeric-1.0	282	26	-
35	Reason_H_..	Reason Health not done:	discrete	character-86	50	0	-

File CSEC4C

#	Name	Label	Type	Format	Valid	Invalid	Question
1	District_..	District name	discrete	numeric-3.0	3696	0	-
2	SubCounty	Sub-county/division/town council	discrete	numeric-6.0	3696	0	-
3	Parish	Parish/ward	discrete	numeric-8.0	3696	0	-
4	Villagec_..	Village code	discrete	numeric-10.0	3696	0	-
5	Healthse_..	CFHealthService	discrete	numeric-2.0	3696	0	-
6	C4CQ46	Is [service] offered at this health facility	discrete	numeric-1.0	3075	621	-
7	C4CQ47	Do patients have to pay for [Healthservice_ID]?	discrete	numeric-1.0	2228	1468	-
8	C4CQ48	How has the quality of [Healthservice_ID] offered in this facility changed compa	discrete	numeric-1.0	2226	1470	-
9	Health_R_..	Health Response Status	discrete	numeric-1.0	3384	312	-
10	Reason_H_..	Reason Health not done:	discrete	character-86	600	0	-

File CSEC4D

#	Name	Label	Type	Format	Valid	Invalid	Question
1	District_..	District name	discrete	numeric-3.0	308	0	-
2	SubCounty	Sub-county/division/town council	discrete	numeric-6.0	308	0	-
3	Parish	Parish/ward	discrete	numeric-8.0	308	0	-
4	Villagec_..	Village code	discrete	numeric-10.0	308	0	-
5	C4DQ49	Malaria	discrete	numeric-1.0	259	49	-
6	C4DQ50	TB	discrete	numeric-1.0	259	49	-

File CSEC4D							
#	Name	Label	Type	Format	Valid	Invalid	Question
7	C4DQ51	Injuries	discrete	numeric-1.0	259	49	-
8	C4DQ52	Measles	discrete	numeric-1.0	259	49	-
9	C4DQ53	Birth Related	discrete	numeric-1.0	259	49	-
10	C4DQ54	Diarrhea	discrete	numeric-1.0	259	49	-
11	C4DQ55	Acute Respiratory Infection	discrete	numeric-1.0	259	49	-
12	C4DQ56	STI / HIV / AIDS	discrete	numeric-1.0	259	49	-
13	C4DQ57	Diabetes	discrete	numeric-1.0	259	49	-
14	C4DQ58	Cardiovascular diseases	discrete	numeric-1.0	259	49	-
15	C4DQ59	Are there any other key categories of diseases which have been reported at your	discrete	numeric-1.0	259	49	-
16	End_Dise_..	End Common Diseases Screen	discrete	numeric-1.0	0	308	-
17	Survey_V_..	Select visit 1 or 2 for the entire survey	discrete	numeric-1.0	308	0	-
18	Health_R_..	Health Response Status	discrete	numeric-1.0	282	26	-
19	Reason_H_..	Reason Health not done:	discrete	character-86	50	0	-

File CSEC4D_1							
#	Name	Label	Type	Format	Valid	Invalid	Question
1	District_..	District name	discrete	numeric-3.0	501	0	-
2	SubCounty	Sub-county/division/town council	discrete	numeric-6.0	501	0	-
3	Parish	Parish/ward	discrete	numeric-8.0	501	0	-
4	Villagec_..	Village code	discrete	numeric-10.0	501	0	-
5	OtherDis_..	CFHealthDisease	discrete	numeric-1.0	351	150	-
6	C4DQ59ABC1	Name of the Disease	discrete	character-38	350	0	-
7	C4DQ59ABC2	Frequency of Disease at Facility during last 12 months?	discrete	numeric-1.0	350	151	-
8	Survey_V_..	Select visit 1 or 2 for the entire survey	discrete	numeric-1.0	501	0	-
9	Health_R_..	Health Response Status	discrete	numeric-1.0	462	39	-
10	Reason_H_..	Reason Health not done:	discrete	character-86	58	0	-

File CSEC4E							
#	Name	Label	Type	Format	Valid	Invalid	Question
1	District_..	District name	discrete	numeric-3.0	3840	0	-
2	SubCounty	Sub-county/division/town council	discrete	numeric-6.0	3840	0	-
3	Parish	Parish/ward	discrete	numeric-8.0	3840	0	-
4	Villagec_..	Village code	discrete	numeric-10.0	3840	0	-

File CSEC4E							
#	Name	Label	Type	Format	Valid	Invalid	Question
5	Common S..	CFHealthSupply	discrete	numeric-2.0	3840	0	-
6	C4EQ61	Has the health facility experienced stock outs in the last 2 months?	discrete	numeric-1.0	3180	660	-
7	Other C4..	Other Drugs/Supplies	discrete	character-142	159	-	-
8	C4EQ62	How often have you had stock outs in the last two months?	discrete	numeric-1.0	900	2940	-
9	C4EQ63	Is the drug available today ?	discrete	numeric-1.0	900	2940	-
10	C4EQ61_V2	Has the health facility experienced stock outs in the last 2 months? - v2	discrete	numeric-1.0	2549	1291	-
11	Other C4..	Other Drugs/Supplies - v2	discrete	character-243	127	-	-
12	C4EQ62_V2	How often have you had stock outs in the last two months? - v2	discrete	numeric-1.0	623	3217	-
13	C4EQ63_V2	Is the drug available today? - v2	discrete	numeric-1.0	623	3217	-
14	Health R..	Health Response Status	discrete	numeric-1.0	3528	312	-
15	Reason H..	Reason Health not done:	discrete	character-86	600	0	-

File CSEC4F							
#	Name	Label	Type	Format	Valid	Invalid	Question
1	District ..	District name	discrete	numeric-3.0	308	0	-
2	SubCounty	Sub-county/division/town council	discrete	numeric-6.0	308	0	-
3	Parish	Parish/ward	discrete	numeric-8.0	308	0	-
4	Villagec ..	Village code	discrete	numeric-10.0	308	0	-
5	c4fq64	Do patients have to bring any Syringes/ needles?	discrete	numeric-1.0	258	50	-
6	c4fq65	Do patients have to bring any Drip/IV fluids?	discrete	numeric-1.0	258	50	-
7	c4fq66	Do patients have to bring any Gloves?	discrete	numeric-1.0	258	50	-
8	c4fq67	Do patients have to bring any Exercise books for writing prescriptions?	discrete	numeric-1.0	258	50	-
9	c4fq68	Do patients have to bring any Cotton wool	discrete	numeric-1.0	258	50	-
10	c4fq69	Do patients have to bring any Paraffin?	discrete	numeric-1.0	258	50	-
11	c4fq70	Do patients have to bring any Soap?	discrete	numeric-1.0	258	50	-
12	c4fq71	Do patients have to bring any Medicines e.g ergometrin	discrete	numeric-1.0	258	50	-

File CSEC4F							
#	Name	Label	Type	Format	Valid	Invalid	Question
13	c4fq72	Do patients have to bring any other items for a visit to the health facility, in	discrete	numeric-1.0	258	50	-
14	c4fq72_o_	Any other items (specify)?	discrete	character-31	22	0	-
15	c4fq73	Any other items (specify)?	discrete	numeric-1.0	22	286	-
16	c4fq73_o_	Any other items (specify)?	discrete	character-18	7	0	-
17	Health_R_	Health Response Status	discrete	numeric-1.0	282	26	-
18	Reason_H_	Reason Health not done:	discrete	character-86	50	0	-

File CSEC4G							
#	Name	Label	Type	Format	Valid	Invalid	Question
1	District_	District name	discrete	numeric-3.0	315	0	-
2	SubCounty	Sub-county/division/town council	discrete	numeric-6.0	315	0	-
3	Parish	Parish/ward	discrete	numeric-8.0	315	0	-
4	Villagec_	Village code	discrete	numeric-10.0	315	0	-
5	No_Deliv_	No deliveries at this facility	discrete	character-1	187	0	-
6	c4gq74	Gloves	discrete	numeric-1.0	210	105	-
7	c4gq75	Cotton wool	discrete	numeric-1.0	210	105	-
8	c4gq76	bottle of jik?	discrete	numeric-1.0	210	105	-
9	c4gq77	Razor blades	discrete	numeric-1.0	210	105	-
10	c4gq78	Plastic sheet	discrete	numeric-1.0	210	105	-
11	Health_R_	Health Response Status	discrete	numeric-1.0	289	26	-
12	Reason_H_	Reason Health not done:	discrete	character-86	50	0	-

File CSEC4H							
#	Name	Label	Type	Format	Valid	Invalid	Question
1	District_	District name	discrete	numeric-3.0	1848	0	-
2	SubCounty	Sub-county/division/town council	discrete	numeric-6.0	1848	0	-
3	Parish	Parish/ward	discrete	numeric-8.0	1848	0	-
4	Villagec_	Village code	discrete	numeric-10.0	1848	0	-
5	HSD_ID	CFHealthHMIS	discrete	numeric-2.0	1798	50	-
6	C4H_Elem_	Select Data Element	discrete	numeric-1.0	1621	227	-
7	C4H_Month	Record Month	discrete	numeric-1.0	1620	228	-
8	C4H_Year	Record Year	discrete	numeric-3.0	1620	228	-
9	C4HQ82	HMIS 105 district	continuous	numeric-7.0	1517	331	-
10	C4HQ83	Database/facility report	discrete	character-6	1411	0	-
11	C4HQ84	Register	discrete	character-9	1603	0	-
12	C4HQ85	Variance/mismatch	discrete	numeric-1.0	1526	322	-

File CSEC4H

#	Name	Label	Type	Format	Valid	Invalid	Question
13	C4HQ86	Comments	discrete	character-78	311	0	-
14	C4H_Elem..	Select Data Element - v2	discrete	numeric-1.0	1171	677	-
15	C4H_Mont..	Record Month - v2	discrete	numeric-1.0	1167	681	-
16	C4H_Year..	Record Year - v2	discrete	numeric-1.0	1165	683	-
17	C4HQ82_V2	HMIS 105 district - v2	continuous	numeric-5.0	1151	697	-
18	C4HQ83_V2	Database/facility report - v2	discrete	character-5	1073	0	-
19	C4HQ84_V2	Register - v2	continuous	numeric-5.0	1158	690	-
20	C4HQ85_V2	Variance/mismatch - v2	discrete	numeric-1.0	1147	701	-
21	C4HQ86_V2	Comments - v2	discrete	character-65	177	0	-
22	Health_R..	Health Response Status	discrete	numeric-1.0	1705	143	-
23	Reason_H..	Reason Health not done:	discrete	character-86	137	0	-

File CSEC4H_1

#	Name	Label	Type	Format	Valid	Invalid	Question
1	District..	District name	discrete	numeric-3.0	308	0	-
2	SubCounty	Sub-county/division/town council	discrete	numeric-6.0	308	0	-
3	Parish	Parish/ward	discrete	numeric-8.0	308	0	-
4	Villagec..	Village code	discrete	numeric-10.0	308	0	-
5	C4HMIS2	HSD Name	discrete	character-42	247	0	-
6	C4HQ87	Other Comments?	discrete	character-220	92	-	-
7	Survey_V..	Select visit 1 or 2 for the entire survey	discrete	numeric-1.0	308	0	-
8	Health_R..	Health Response Status	discrete	numeric-1.0	282	26	-
9	Reason_H..	Reason Health not done:	discrete	character-86	50	0	-

File CSEC4I

#	Name	Label	Type	Format	Valid	Invalid	Question
1	District..	District name	discrete	numeric-3.0	308	0	-
2	SubCounty	Sub-county/division/town council	discrete	numeric-6.0	308	0	-
3	Parish	Parish/ward	discrete	numeric-8.0	308	0	-
4	Villagec..	Village code	discrete	numeric-10.0	308	0	-
5	C4IQ87	Did any member of this community report any epidemic outbreak since 2010?	discrete	numeric-1.0	258	50	-
6	C4IQ88	Did you notify the district within 24 hours?	discrete	numeric-1.0	29	279	-
7	C4IQ89	How long did it take for the district to respond?	discrete	numeric-1.0	29	279	-
8	Health_R..	Health Response Status	discrete	numeric-1.0	282	26	-

File CSEC4I

#	Name	Label	Type	Format	Valid	Invalid	Question
9	Reason_H_..	Reason Health not done:	discrete	character-86	50	0	-

File CSEC4J

#	Name	Label	Type	Format	Valid	Invalid	Question
1	District_..	District name	discrete	numeric-3.0	308	0	-
2	SubCounty	Sub-county/division/town council	discrete	numeric-6.0	308	0	-
3	Parish	Parish/ward	discrete	numeric-8.0	308	0	-
4	Villagec_..	Village code	discrete	numeric-10.0	308	0	-
5	C4JQ90	On average, for how many hours is the facility open to the public in a week?	continuous	numeric-3.0	258	50	-
6	C4JQ91	Has the facility been faced with absenteeism of its staff in the last 12 months?	discrete	numeric-1.0	258	50	-
7	C4JQ92	What is the major cause of absenteeism?	discrete	numeric-1.0	111	197	-
8	Health_R_..	Health Response Status	discrete	numeric-1.0	282	26	-
9	Reason_H_..	Reason Health not done:	discrete	character-86	50	0	-

File CSEC4K_1

#	Name	Label	Type	Format	Valid	Invalid	Question
1	District_..	District name	discrete	numeric-3.0	2156	0	-
2	SubCounty	Sub-county/division/town council	discrete	numeric-6.0	2156	0	-
3	Parish	Parish/ward	discrete	numeric-8.0	2156	0	-
4	Villagec_..	Village code	discrete	numeric-10.0	2156	0	-
5	Health_W_..	CFHealthWater	discrete	numeric-1.0	2156	0	-
6	C4KQ103	What is the MAIN source of water at this facility?	discrete	numeric-1.0	1808	348	-
7	C4KQ103_..	Other means of access to water at the health facility ?	discrete	character-31	44	0	-
8	C4KQ104	What is the distance to each important source (KM)? (IF WITHIN PREMISES, What is	continuous	numeric-1.0	533	1623	-
9	C4KQ105	How reliable is this water source?	discrete	numeric-1.0	531	1625	-
10	Health_R_..	Health Response Status	discrete	numeric-1.0	1974	182	-
11	Reason_H_..	Reason Health not done:	discrete	character-86	350	0	-

File CSEC4L

#	Name	Label	Type	Format	Valid	Invalid	Question
1	District_..	District name	discrete	numeric-3.0	4620	0	-

File CSEC4L							
#	Name	Label	Type	Format	Valid	Invalid	Question
2	SubCounty	Sub-county/division/town council	discrete	numeric-6.0	4620	0	-
3	Parish	Parish/ward	discrete	numeric-8.0	4620	0	-
4	Villagec ..	Village code	discrete	numeric-10.0	4620	0	-
5	limiting ..	CFHealthLimFactor	discrete	numeric-2.0	4620	0	-
6	C4LQ107	RANK UP TO 3 SOURCES BY IMPORTANCE	discrete	numeric-1.0	3870	750	-
7	C4LQ107 ..	Other limiting factors faced by the health facility ?	discrete	character-71	198	0	-
8	C4LQ108	For those important limiting factors, how do you rate the changes in the situati	discrete	numeric-1.0	752	3868	-
9	Health_R ..	Health Response Status	discrete	numeric-1.0	4230	390	-
10	Reason_H ..	Reason Health not done:	discrete	character-86	750	0	-

File CSEC4M.1							
#	Name	Label	Type	Format	Valid	Invalid	Question
1	District ..	District name	discrete	numeric-3.0	960	0	-
2	SubCounty	Sub-county/division/town council	discrete	numeric-6.0	960	0	-
3	Parish	Parish/ward	discrete	numeric-8.0	960	0	-
4	Villagec ..	Village code	discrete	numeric-10.0	960	0	-
5	Supervis ..	CFHealthMonitoring	discrete	numeric-1.0	960	0	-
6	C4MQ110	Did the supervisor from level supervise/monitor this health facility in the last	discrete	numeric-1.0	804	156	-
7	C4MQ111A	Which month and year did supervisor from [LEVEL] last visit? MONTH	discrete	numeric-2.0	777	183	-
8	C4MQ111B	Which month and year did supervisor from [LEVEL] last visit?YEAR	discrete	numeric-1.0	674	286	-
9	C4MQ112	What is the annual frequency of supervision/monitoring by [SUPERVISOR]?	discrete	numeric-1.0	777	183	-
10	C4MQ110_V2	Did the supervisor from level supervise/monitor this health facility in the last - v2	discrete	numeric-1.0	636	324	-
11	C4MQ111A ..	Which month and year did supervisor from [LEVEL] last visit? MONTH - v2	discrete	numeric-2.0	617	343	-
12	C4MQ111B ..	Which month and year did supervisor from [LEVEL] last visit?YEAR - v2	discrete	numeric-1.0	617	343	-
13	C4MQ112_V2	What is the annual frequency of supervision/monitoring by [SUPERVISOR]? - v2	discrete	numeric-1.0	617	343	-
14	Health_R ..	Health Response Status	discrete	numeric-1.0	882	78	-

File CSEC4M.1							
#	Name	Label	Type	Format	Valid	Invalid	Question
15	Reason_H_..	Reason Health not done:	discrete	character-86	150	0	-

File CSEC4N							
#	Name	Label	Type	Format	Valid	Invalid	Question
1	District_..	District name	discrete	numeric-3.0	308	0	-
2	SubCounty	Sub-county/division/town council	discrete	numeric-6.0	308	0	-
3	Parish	Parish/ward	discrete	numeric-8.0	308	0	-
4	Villagec_..	Village code	discrete	numeric-10.0	308	0	-
5	C4NQ113	Do the villages in the catchment area of this facility have established Village	discrete	numeric-1.0	258	50	-
6	C4NQ114	Are the Village Health Teams (VHT) functional?	discrete	numeric-1.0	247	61	-
7	Health_R_..	Health Response Status	discrete	numeric-1.0	282	26	-
8	Reason_H_..	Reason Health not done:	discrete	character-86	50	0	-

File CSEC4O							
#	Name	Label	Type	Format	Valid	Invalid	Question
1	District_..	District name	discrete	numeric-3.0	2560	0	-
2	SubCounty	Sub-county/division/town council	discrete	numeric-6.0	2560	0	-
3	Parish	Parish/ward	discrete	numeric-8.0	2560	0	-
4	Villagec_..	Village code	discrete	numeric-10.0	2560	0	-
5	position_..	CFHealthStaffing	discrete	numeric-1.0	2560	0	-
6	C4OQ116A	How many positions have not been filled (consider the official ceiling required)	continuous	numeric-2.0	2150	410	-
7	C4OQ116B	How many positions have not been vacant (consider the official ceilin	continuous	numeric-2.0	2139	421	-
8	C4OQ116A_..	How many positions have not been filled (consider the official ceiling required) v2	continuous	numeric-2.0	1649	911	-
9	C4OQ116B_..	How many positions have not been vacant (consider the official ceiling required) v2	continuous	numeric-1.0	1649	911	-
10	Health_R_..	Health Response Status	discrete	numeric-1.0	2352	208	-
11	Reason_H_..	Reason Health not done:	discrete	character-86	400	0	-

File CSEC4P							
#	Name	Label	Type	Format	Valid	Invalid	Question
1	District_..	District name	discrete	numeric-3.0	3126	0	-

File CSEC4P							
#	Name	Label	Type	Format	Valid	Invalid	Question
2	SubCounty	Sub-county/division/town council	discrete	numeric-6.0	3126	0	-
3	Parish	Parish/ward	discrete	numeric-8.0	3126	0	-
4	Villagec ..	Village code	discrete	numeric-10.0	3126	0	-
5	medical ..	CFHealthStaffMember	discrete	numeric-2.0	3046	80	-
6	C4PQ118	Sex	discrete	numeric-1.0	2753	373	-
7	C4PQ119	Function	discrete	numeric-2.0	2753	373	-
8	C4PQ120	Was this health worker found working?	discrete	numeric-1.0	2754	372	-
9	C4PQ121	Was the staff's absence formally approved?	discrete	numeric-1.0	1111	2015	-
10	C4PQ122_1	If the absence was approved: why is staff not present today?	discrete	numeric-2.0	968	2158	-
11	C4PQ122_2	If the absence was not approved: why is staff not present today?	discrete	numeric-2.0	138	2988	-
12	C4PQ123	Is the staff officially registered on the government pay roll?	discrete	numeric-1.0	2753	373	-
13	C4PQ117_V2	Name of staff	discrete	character-26	0	0	-
14	C4PQ118_V2	Sex - v2	discrete	numeric-1.0	2071	1055	-
15	C4PQ119_V2	Function - v2	continuous	numeric-2.0	2072	1054	-
16	C4PQ120_V2	Was this health worker found working? v2	discrete	numeric-1.0	2070	1056	-
17	C4PQ121_V2	Was the staff's absence formally approved? v2	discrete	numeric-1.0	871	2255	-
18	C4PQ122_..	If the absence was approved: why is staff not present today? v2	continuous	numeric-2.0	748	2378	-
19	C4PQ122_..	If the absence was not approved: why is staff not present today? v2	continuous	numeric-2.0	121	3005	-
20	C4PQ123_V2	Is the staff officially registered on the government pay roll? v2	discrete	numeric-1.0	2067	1059	-
21	Health_R..	Health Response Status	discrete	numeric-1.0	2900	226	-
22	Reason_H..	Reason Health not done:	discrete	character-86	112	0	-

File CSEC4Q							
#	Name	Label	Type	Format	Valid	Invalid	Question
1	District ..	District name	discrete	numeric-3.0	325	0	-
2	SubCounty	Sub-county/division/town council	discrete	numeric-6.0	325	0	-
3	Parish	Parish/ward	discrete	numeric-8.0	325	0	-
4	Villagec ..	Village code	discrete	numeric-10.0	325	0	-

File CSEC4Q							
#	Name	Label	Type	Format	Valid	Invalid	Question
5	C4QQ123_1	Clearly written attendance policy	discrete	character-1	199	0	-
6	C4QQ123_2	Disciplinary action â€” stern warning	discrete	character-1	198	0	-
7	C4QQ123_3	Disciplinary action â€” dismissal/termination	discrete	character-1	197	0	-
8	C4QQ123_4	Increase in allowances	discrete	character-1	197	0	-
9	C4QQ123_5	Salary increment	discrete	character-1	197	0	-
10	C4QQ123_6	Provision of housing	discrete	character-1	197	0	-
11	C4QQ123_7	Provision of transport	discrete	character-1	197	0	-
12	C4QQ123_8	Introduction of daily attendance registers	discrete	character-1	199	0	-
13	C4QQ123_9	Improving the work environment through ICT	discrete	character-1	197	0	-
14	C4QQ123_10	Improving the work environment through favorable policies and work safety improv	discrete	character-1	197	0	-
15	C4QQ123_11	Close supervision	discrete	character-1	198	0	-
16	C4QQ123_12	More staff recruited	discrete	character-1	198	0	-
17	C4QQ123_13	Capacity built in leadership, Mgt/ attendance control	discrete	character-1	197	0	-
18	C4QQ123_14	Flexible work schedule	discrete	character-1	199	0	-
19	C4QQ123_15	Inclusion of absenteeism rate on job performance appraisal	discrete	character-1	197	0	-
20	C4QQ123_16	Recognise staff with outstanding attendance record (employee bonus, award)	discrete	character-1	197	0	-
21	C4QQ123_17	Job enrichment/enlargement/ rotation to reduce absenteeism	discrete	character-1	197	0	-
22	C4QQ123_18	Other, please specify	discrete	character-62	64	0	-
23	C4QQ123_19	Other, please specify	discrete	character-46	13	0	-
24	C4QQ123_20	Other, please specify	discrete	character-27	4	0	-
25	C4QQ123_A	Most effective	discrete	numeric-2.0	273	52	-
26	C4QQ123_B	Second most effective	discrete	numeric-2.0	273	52	-
27	C4QQ123_C	Third most effective	discrete	numeric-2.0	272	53	-
28	Health_R_.	Health Response Status	discrete	numeric-1.0	299	26	-
29	Reason_H_.	Reason Health not done:	discrete	character-86	50	0	-

File CSEC4R							
#	Name	Label	Type	Format	Valid	Invalid	Question
1	District_.	District name	discrete	numeric-3.0	308	0	-

File CSEC4R							
#	Name	Label	Type	Format	Valid	Invalid	Question
2	SubCounty	Sub-county/division/town council	discrete	numeric-6.0	308	0	-
3	Parish	Parish/ward	discrete	numeric-8.0	308	0	-
4	Villagec ..	Village code	discrete	numeric-10.0	308	0	-
5	C4RQ2	What are the major modes of ensuring accountability in this health facility?	discrete	numeric-2.0	258	50	-
6	C4RQ3	Have there been any cases of misuse of funds in last financial year?	discrete	numeric-1.0	258	50	-
7	C4RQ4	How much money was involved in the most recent case?	continuous	numeric-8.0	4	304	-
8	C4RQ5	Who was Implicated?	discrete	numeric-1.0	4	304	-
9	C4RQ6	What action was taken on culprits?	discrete	numeric-2.0	4	304	-
10	Health R ..	Health Response Status	discrete	numeric-1.0	282	26	-
11	Reason H ..	Reason Health not done:	discrete	character-86	50	0	-

File CSEC5							
#	Name	Label	Type	Format	Valid	Invalid	Question
1	District ..	District name	discrete	numeric-3.0	311	0	-
2	SubCounty	Sub-county/division/town council	discrete	numeric-6.0	311	0	-
3	Parish	Parish/ward	discrete	numeric-8.0	311	0	-
4	Villagec ..	Village code	discrete	numeric-10.0	311	0	-
5	C5Q2	What is the function of the respondent?	discrete	character-47	236	0	-
6	C5Q3A	How long has the respondent held this post? YEARS	continuous	numeric-2.0	236	75	-
7	C5Q3B	How long has the respondent held this post? MONTHS	discrete	numeric-2.0	236	75	-
8	Survey V ..	Select visit 1 or 2 for the entire survey	discrete	numeric-1.0	311	0	-
9	Infrastr ..	Road Infrastructure Response Status	discrete	numeric-1.0	255	56	-
10	Reason R ..	Reason Road Infrastructure not done	discrete	character-213	54	-	-

File CSEC5A							
#	Name	Label	Type	Format	Valid	Invalid	Question
1	District ..	District name	discrete	numeric-3.0	1553	0	-
2	SubCounty	Sub-county/division/town council	discrete	numeric-6.0	1553	0	-
3	Parish	Parish/ward	discrete	numeric-8.0	1553	0	-

File CSEC5A							
#	Name	Label	Type	Format	Valid	Invalid	Question
4	Villagec ..	Village code	discrete	numeric-10.0	1553	0	-
5	Infrastr ..	CFWTInfrastructure	discrete	numeric-1.0	1553	0	-
6	C5AQ5	Does this sub-county have any [ROAD]?	discrete	numeric-1.0	1170	383	-
7	C5AQ5_1	What is the commonest mode of transport used to reach the nearest road type	discrete	numeric-1.0	950	603	-
8	C5AQ6	What is the total length of [ROAD] within sub-county (km)?	continuous	numeric-3.0	935	618	-
9	C5AQ7	INTERVIEWER: IS THIS NUMBER BASED ON RECORDS OR SUB-COUNTY CHIEF ESTIMATIONS?	discrete	numeric-1.0	936	617	-
10	C5AQ8	What is the current state of [ROAD]/bridges ?	discrete	numeric-1.0	942	611	-
11	C5AQ9	In your opinion, what is the main reason for the poor roads?	discrete	numeric-2.0	225	1328	-
12	Survey_V ..	Select visit 1 or 2 for the entire survey	discrete	numeric-1.0	1553	0	-
13	Infrastr ..	Road Infrastructure Response Status	discrete	numeric-1.0	1274	279	-
14	Reason_R ..	Reason Road Infrastructure not done	discrete	character-213	270	-	-

File CSEC5B							
#	Name	Label	Type	Format	Valid	Invalid	Question
1	District ..	District name	discrete	numeric-3.0	1547	0	-
2	SubCounty	Sub-county/division/town council	discrete	numeric-6.0	1547	0	-
3	Parish	Parish/ward	discrete	numeric-8.0	1547	0	-
4	Villagec ..	Village code	discrete	numeric-10.0	1547	0	-
5	Infrastr ..	CFWTInfrastructure	discrete	numeric-1.0	1547	0	-
6	C5BQ10	Who is the responsible for maintaining [ROAD]/bridge?	discrete	numeric-2.0	942	605	-
7	C5BQ11	Number of km of [ROAD] maintained	continuous	numeric-3.0	683	864	-
8	C5BQ12	Do you contract maintenance of [ROAD] to the private sector?	discrete	numeric-1.0	687	860	-
9	C5BQ13	How do you rate the quality of work for [ROAD]?	discrete	numeric-1.0	688	859	-
10	C5BQ14	What is the frequency of repairs for [ROAD]?	discrete	numeric-2.0	688	859	-
11	C5BQ15	Have there been any new [ROAD] constructed in sub-county in the last 2 years?	discrete	numeric-1.0	688	859	-

File CSEC5B							
#	Name	Label	Type	Format	Valid	Invalid	Question
12	C5BQ16	What is the length in KM of the road constructed?	continuous	numeric-17.0	286	1261	-
13	C5BQ17	What are the reasons?	discrete	numeric-2.0	401	1146	-
14	Survey_V_..	Select visit 1 or 2 for the entire survey	discrete	numeric-1.0	1547	0	-
15	Infrastr_..	Road Infrastructure Response Status	discrete	numeric-1.0	1270	277	-
16	Reason_R_..	Reason Road Infrastructure not done	discrete	character-213	268	-	-

File CSEC5C							
#	Name	Label	Type	Format	Valid	Invalid	Question
1	District_..	District name	discrete	numeric-3.0	1540	0	-
2	SubCounty	Sub-county/division/town council	discrete	numeric-6.0	1540	0	-
3	Parish	Parish/ward	discrete	numeric-8.0	1540	0	-
4	Villagec_..	Village code	discrete	numeric-10.0	1540	0	-
5	Infrastr_..	CFWTInfrastructure	discrete	numeric-1.0	1540	0	-
6	C5CQ18	On average, how much was required to maintain road in the last financial year?	continuous	numeric-9.0	660	880	-
7	C5CQ19	How much was actually released to maintain [ROAD] in the last financial year?	continuous	numeric-9.0	662	878	-
8	C5CQ20	Were the funds that you requested received in time?	discrete	numeric-1.0	405	1135	-
9	End_infr_..	End of infrastructure section	discrete	numeric-1.0	0	1540	-
10	Survey_V_..	Select visit 1 or 2 for the entire survey	discrete	numeric-1.0	1540	0	-
11	Infrastr_..	Road Infrastructure Response Status	discrete	numeric-1.0	1265	275	-
12	Reason_R_..	Reason Road Infrastructure not done	discrete	character-213	267	-	-

File CSEC5D							
#	Name	Label	Type	Format	Valid	Invalid	Question
1	District_..	District name	discrete	numeric-3.0	2787	0	-
2	SubCounty	Sub-county/division/town council	discrete	numeric-6.0	2787	0	-
3	Parish	Parish/ward	discrete	numeric-8.0	2787	0	-
4	Villagec_..	Village code	discrete	numeric-10.0	2787	0	-
5	Roads_ID	CFWTConstraint	discrete	numeric-1.0	2787	0	-
6	C5DQ22	RANK UP TO 3 SOURCES BY IMPORTANCE	discrete	numeric-1.0	2101	686	-

File CSEC5D							
#	Name	Label	Type	Format	Valid	Invalid	Question
7	Other_C5_..	Other constraints faced by this sub-county in terms of maintenance and repair of	discrete	character-94	89	0	-
8	C5DQ23	How has the situation changed in the last 2 years?	discrete	numeric-1.0	687	2100	-
9	Survey_V_..	Select visit 1 or 2 for the entire survey	discrete	numeric-1.0	2787	0	-
10	Infrastr_..	Road Infrastructure Response Status	discrete	numeric-1.0	2289	498	-
11	Reason_R_..	Reason Road Infrastructure not done	discrete	character-213	486	-	-

File CSEC5E							
#	Name	Label	Type	Format	Valid	Invalid	Question
1	District_..	District name	discrete	numeric-3.0	311	0	-
2	SubCounty	Sub-county/division/town council	discrete	numeric-6.0	311	0	-
3	Parish	Parish/ward	discrete	numeric-8.0	311	0	-
4	Villagec_..	Village code	discrete	numeric-10.0	311	0	-
5	C5EQ1	What is the major mode of ensuring accountability in this subcounty?	discrete	numeric-2.0	237	74	-
6	C5EQ2	Have there been any cases of misuse of funds in last financial year?	discrete	numeric-1.0	237	74	-
7	C5EQ3	How much money was involved in the most recent case? Ushs	continuous	numeric-9.0	13	298	-
8	C5EQ4	Who was implicated?	discrete	numeric-2.0	13	298	-
9	C5EQ5	What action was taken on the culprits?	discrete	numeric-1.0	13	298	-
10	End_Comm_..	End_Community_Accountabil	discrete	numeric-1.0	0	311	-
11	Endtime_..	End time of Works and Transport section	discrete	character-19	233	0	-
12	Survey_V_..	Select visit 1 or 2 for the entire survey	discrete	numeric-1.0	311	0	-
13	Infrastr_..	Road Infrastructure Response Status	discrete	numeric-1.0	255	56	-
14	Reason_R_..	Reason Road Infrastructure not done	discrete	character-213	54	-	-

File CSEC6A							
#	Name	Label	Type	Format	Valid	Invalid	Question
1	District_..	District name	discrete	numeric-3.0	312	0	-
2	SubCounty	Sub-county/division/town council	discrete	numeric-6.0	312	0	-

File CSEC6A							
#	Name	Label	Type	Format	Valid	Invalid	Question
3	Parish	Parish/ward	discrete	numeric-8.0	312	0	-
4	Villagec ..	Village code	discrete	numeric-10.0	312	0	-
5	C6AQ1	How many households reside in this community	continuous	numeric-5.0	303	9	-
6	C6AQ2_1	How much of the land in the community is used for cultivating by villagers?	continuous	numeric-2.0	306	6	-
7	C6AQ2_2	How much of the land in the community is used for agro-business/plantation farmi	continuous	numeric-2.0	306	6	-
8	C6AQ2_3	How much of the land in the community is used for Forest?	continuous	numeric-2.0	306	6	-
9	C6AQ2_4	How much of the land in the community is used for pasture (common access)?	continuous	numeric-2.0	306	6	-
10	C6AQ2_5	How much of the land in the community is used for wetland?	continuous	numeric-2.0	306	6	-
11	C6AQ2_6	How much of the land in the community is used for residential?	continuous	numeric-3.0	306	6	-
12	C6AQ2_7	How much of the land in the community is used for other uses?	continuous	numeric-2.0	306	6	-
13	C6AQ2_Ot ..	How much of the land in the community is used for other uses (SPECIFY)	discrete	character-69	163	0	-
14	Endtime ..	End time of the community section	discrete	character-19	303	0	-
15	Survey_V ..	Select visit 1 or 2 for the entire survey	discrete	numeric-1.0	312	0	-
16	ComOrg_R ..	Community Organisations Response Status	discrete	numeric-1.0	258	54	-
17	Reason_C ..	Reason Community Organisations not done	discrete	character-68	32	0	-

File CSEC6B							
#	Name	Label	Type	Format	Valid	Invalid	Question
1	District ..	District name	discrete	numeric-3.0	4030	0	-
2	SubCounty	Sub-county/division/town council	discrete	numeric-6.0	4030	0	-
3	Parish	Parish/ward	discrete	numeric-8.0	4030	0	-
4	Villagec ..	Village code	discrete	numeric-10.0	4030	0	-
5	Communit ..	CFCommunityGroup	discrete	numeric-3.0	4030	0	-
6	C6BQ1	Which of the following organizations exist in the community?	discrete	numeric-1.0	3950	80	-

File CSEC6B							
#	Name	Label	Type	Format	Valid	Invalid	Question
7	C6BQ1_Ot..	Other type of community group?	discrete	character-53	68	0	-
8	C6BQ2	How many [GROUP]s are there in the community?	continuous	numeric-3.0	856	3174	-
9	C6BQ3	When did the [GROUP] begin?	discrete	character-20	858	0	-
10	C6BQ4	How often do the members of the [GROUP] meet?	discrete	numeric-1.0	860	3170	-
11	C6BQ5	How many female members does the [GROUP] have?	continuous	numeric-3.0	860	3170	-
12	End_comm..	End community group section	discrete	numeric-1.0	0	4030	-
13	Survey_V..	Select visit 1 or 2 for the entire survey	discrete	numeric-1.0	4030	0	-
14	ComOrg_R..	Community Organisations Response Status	discrete	numeric-1.0	3328	702	-
15	Reason_C..	Reason Community Organisations not done	discrete	character-68	416	0	-

File CSEC6C							
#	Name	Label	Type	Format	Valid	Invalid	Question
1	District..	District name	discrete	numeric-3.0	370	0	-
2	SubCounty	Sub-county/division/town council	discrete	numeric-6.0	370	0	-
3	Parish	Parish/ward	discrete	numeric-8.0	370	0	-
4	Villagec..	Village code	discrete	numeric-10.0	370	0	-
5	NGO_ID	CFCommunityNGO	discrete	numeric-1.0	176	194	-
6	C6CQ1	What is the type of [NGO]?	discrete	numeric-2.0	173	197	-
7	C6CQ2	When did the [NGO] begin?	continuous	numeric-4.0	173	197	-
8	C6CQ3	What is the main purpose of the [NGO]?	discrete	numeric-2.0	173	197	-
9	C6CQ4	How many members does the [NGO] have?	continuous	numeric-4.0	166	204	-
10	C6CQ5	How many female members does the [GROUP] have?	continuous	numeric-4.0	166	204	-
11	Survey_V..	Select visit 1 or 2 for the entire survey	discrete	numeric-1.0	370	0	-
12	ComOrg_R..	Community Organisations Response Status	discrete	numeric-1.0	302	68	-
13	Reason_C..	Reason Community Organisations not done	discrete	character-68	39	0	-

File CSEC6D							
#	Name	Label	Type	Format	Valid	Invalid	Question
1	District..	District name	discrete	numeric-3.0	3410	0	-

File CSEC6D							
#	Name	Label	Type	Format	Valid	Invalid	Question
2	SubCounty	Sub-county/division/town council	discrete	numeric-6.0	3410	0	-
3	Parish	Parish/ward	discrete	numeric-8.0	3410	0	-
4	Villagec ..	Village code	discrete	numeric-10.0	3410	0	-
5	communit ..	CFCommunityNeed	discrete	numeric-3.0	3410	0	-
6	C6DQ1	During the past 5 years, has any of the community members ever approached the LC	discrete	numeric-1.0	3344	66	-
7	C6DQ2	During the past 5 years, has the LC1 or other village leader or political leader	discrete	numeric-1.0	3344	66	-
8	C6DQ1_Ot..	Other item in the community ?	discrete	character-55	18	0	-
9	C6DQ4	During the past 5 years, even if there was no communal or leadership action to e	discrete	numeric-1.0	2723	687	-
10	C6DQ5	During the past 5 years, did the community members (besides LC1 and other local/	discrete	numeric-1.0	618	2792	-
11	C6DQ6	Under whose leadership was the meeting(s) organized?	discrete	numeric-2.0	351	3059	-
12	C6DQ7	Was the meeting(s) successful in determining the steps that were needed to be ta	discrete	numeric-1.0	351	3059	-
13	C6DQ8A	To address the need for [ITEM], what actions did the community take?-FIRST ACTIO	discrete	numeric-4.0	618	2792	-
14	C6DQ8B	To address the need for [ITEM], what actions did the community take?-SECOND ACTI	discrete	numeric-4.0	543	2867	-
15	C6DQ8C	To address the need for [ITEM], what actions did the community take?-THIRD ACTIO	discrete	numeric-4.0	331	3079	-
16	C6DQ9	DID THE COMMUNITY TAKE ANY ACTION TO ADDRESS NEED FOR[ITEM] ,AS REPORTED IN PREV	discrete	numeric-1.0	347	3063	-
17	C6DQ10	Was the need for [ITEM] addressed?	discrete	numeric-1.0	618	2792	-
18	C6DQ11	When was the need for the [ITEM] addressed?	continuous	numeric-9.0	355	3055	-
19	C6DQ12A	What was/will be the source of the funds for [ITEM]?- FIRST SOURCE	discrete	numeric-4.0	353	3057	-
20	C6DQ12B	What was/will be the source of the funds for [ITEM]?- SECOND SOURCE	discrete	numeric-4.0	307	3103	-

File CSEC6D							
#	Name	Label	Type	Format	Valid	Invalid	Question
21	C6DQ12C	What was/will be the source of the funds for [ITEM]?-THIRD SOURCE	discrete	numeric-4.0	133	3277	-
22	C6DQ13	What was/will be the total funding for [ITEM]?	continuous	numeric-9.0	324	3086	-
23	C6DQ14	What was/will be the total amount of money contributed by community members?	continuous	numeric-8.0	344	3066	-
24	C6DQ15	How were/will be the contributions raised?	discrete	numeric-2.0	91	3319	-
25	C6DQ16	To address the need for [ITEM], did the community members contribute in kind?	discrete	numeric-1.0	353	3057	-
26	C6DQ17A	How did the community members contribute in kind?-FIRST POSSIBILITY	discrete	numeric-4.0	151	3259	-
27	C6DQ17B	How did the community members contribute in kind?-SECOND POSSIBILITY	discrete	numeric-4.0	146	3264	-
28	C6DQ17C	How did the community members contribute in kind?-THIRD POSSIBILITY	discrete	numeric-4.0	63	3347	-
29	End_comm_..	End of community needs, action and achievement section	discrete	numeric-1.0	0	3410	-
30	Survey_V_..	Select visit 1 or 2 for the entire survey	discrete	numeric-1.0	3410	0	-
31	ComOrg_R_..	Community Organisations Response Status	discrete	numeric-1.0	2816	594	-
32	Reason_C_..	Reason Community Organisations not done	discrete	character-68	352	0	-

File CSEC6E							
#	Name	Label	Type	Format	Valid	Invalid	Question
1	District_..	District name	discrete	numeric-3.0	1550	0	-
2	SubCounty	Sub-county/division/town council	discrete	numeric-6.0	1550	0	-
3	Parish	Parish/ward	discrete	numeric-8.0	1550	0	-
4	Villagec_..	Village code	discrete	numeric-10.0	1550	0	-
5	Communal_..	CFCommunityResource	discrete	numeric-3.0	1550	0	-
6	C6EQ1	Does the community own any communal [resources]?	discrete	numeric-1.0	1515	35	-
7	Other_C6_..	Other communal resource	discrete	character-29	14	0	-
8	C6EQ2	Is the community able to determine independently the rules of access and use of	discrete	numeric-1.0	123	1427	-
9	C6EQ3	Is the communal [RESOURCE] recognized by the district council?	discrete	numeric-1.0	123	1427	-

File CSEC6E							
#	Name	Label	Type	Format	Valid	Invalid	Question
10	C6EQ4	Is the communal [RESOURCE] challenged or disputed by neighbouring villages or es	discrete	numeric-1.0	123	1427	-
11	C6EQ5	Is the communal [RESOURCE] sometimes used by outsiders or neighbouring villager	discrete	numeric-1.0	123	1427	-
12	C6EQ6	Does the community have any specific exclusion mechanism targeted at keeping out	discrete	numeric-1.0	123	1427	-
13	C6EQ7A	How does the community manage to exclude outsiders from using communal [RESOURCE]	discrete	numeric-2.0	15	1535	-
14	C6EQ7B	How does the community manage to exclude outsiders from using communal [RESOURCE]	discrete	numeric-2.0	14	1536	-
15	C6EQ7C	How does the community manage to exclude outsiders from using communal [RESOURCE]	discrete	numeric-2.0	12	1538	-
16	C6EQ8A	What forms of restriction does the community place on its members regarding acce	discrete	numeric-2.0	123	1427	-
17	C6EQ8B	What forms of restriction does the community place on its members regarding acce	discrete	numeric-2.0	41	1509	-
18	C6EQ8C	What forms of restriction does the community place on its members regarding acce	discrete	numeric-2.0	37	1513	-
19	C6EQ9A	How does community ensure among its members compliance with use rules for commun	discrete	numeric-2.0	123	1427	-
20	C6EQ9B	How does community ensure among its members compliance with use rules for commun	discrete	numeric-2.0	123	1427	-
21	C6EQ9C	How does community ensure among its members compliance with use rules for commun	discrete	numeric-2.0	123	1427	-
22	C6EQ10	In general, how effective are community policies to ensure compliance concerning	discrete	numeric-1.0	123	1427	-
23	C6EQ11	In the past 5 years, has government taken over any communal [RESOURCE] ?	discrete	numeric-1.0	123	1427	-
24	C6EQ12	What was the reason for the government takeover?	discrete	numeric-2.0	7	1543	-
25	C6EQ13	In the past 5 years, has a neighboring village	discrete	numeric-1.0	123	1427	-

File CSEC6E							
#	Name	Label	Type	Format	Valid	Invalid	Question
		taken over any communal [RESOURCE]					
26	C6EQ14	Did the community lose rights to previously communal [RESOURCE] following a medi	discrete	numeric-1.0	1	1549	-
27	End_comm_..	End of communal resource management	discrete	numeric-1.0	0	1550	-
28	Survey_V_..	Select visit 1 or 2 for the entire survey	discrete	numeric-1.0	1550	0	-
29	ComOrg_R_..	Community Organisations Response Status	discrete	numeric-1.0	1280	270	-
30	Reason_C_..	Reason Community Organisations not done	discrete	character-68	160	0	-

File pov2013_14							
#	Name	Label	Type	Format	Valid	Invalid	Question
1	HHID	Household unique identifier	discrete	character-12	3118	0	-
2	district_..	District of residence - 2013/14 divisions	discrete	character-3	3118	0	-
3	urban	Rural/urban	discrete	numeric-1.0	3118	0	-
4	region	Region of Residence in 2010/11	discrete	numeric-1.0	3118	0	-
5	regurb	RegionxRural/Urban	continuous	numeric-2.0	3118	0	-
6	rotate	Household rotation status	discrete	numeric-1.0	3118	0	-
7	HHID_old	Household Identifier link to previous waves(2005/06-2011/2012)	continuous	numeric-19.0	1834	1284	-
8	equiv	Adult Equivalence Scale Based on Variable hsize	continuous	numeric-17.0	3118	0	-
9	hsize	Count of Usual Members Present/Absent	continuous	numeric-2.0	3118	0	-
10	nrrexp30	Monthly household expenditures in nominal prices	continuous	numeric-14.0	3118	0	-
11	cpexp30	Monthly household expenditures in 2005/06 constant prices	continuous	numeric-15.0	3118	0	-
12	welfare	Welfare based on usual members present	continuous	numeric-16.0	3118	0	-
13	plinen	Poverty line in nominal terms	continuous	numeric-13.0	3118	0	-
14	ctpline	Poverty line in 2005/06 constant prices	continuous	numeric-15.0	3118	0	-
15	hpline	Food poverty line in 2005/06 constant prices	continuous	numeric-15.0	3118	0	-
16	spline	Poverty line in 2005/06 constant prices	continuous	numeric-15.0	3118	0	-

File pov2013_14							
#	Name	Label	Type	Format	Valid	Invalid	Question
17	poor_13	2013/14 Absolute Poverty status	discrete	numeric-1.0	3118	0	-

Variables Description

Dataset contains 2102 variable(s)

File : GSEC1			
# HHID: Household Unique Identifier in 2013/14			
Information	[Type= discrete] [Format=character] [Missing=*]		
Statistics [NW/ W]	[Valid=3119 /-] [Invalid=0 /-]		
# HHID_old: Household Identifier to Link Data to Previous Waves (2005/06 - 2011/12)			
Information	[Type= discrete] [Format=numeric] [Range= 1013000201-3.0108300200205e+15] [Missing=*]		
Statistics [NW/ W]	[Valid=1833 /-] [Invalid=1286 /-]		
# rotate: Household Rotation Status			
Information	[Type= discrete] [Format=numeric] [Range= 0-2] [Missing=*]		
Statistics [NW/ W]	[Valid=3119 /-] [Invalid=0 /-]		
Value	Label	Cases	Percentage
0	rotated in 2013/14	1017	<div></div> 32.6%
1	Covered in wave 2011/12	2102	<div></div> 67.4%
2	split-off in 2013/14	0	
Warning: these figures indicate the number of cases found in the data file. They cannot be interpreted as summary statistics of the population of interest.			
# result_code: Interview completion status			
Information	[Type= discrete] [Format=numeric] [Range= 1-3] [Missing=*]		
Statistics [NW/ W]	[Valid=3119 /-] [Invalid=0 /-]		
Value	Label	Cases	Percentage
1	Completed	3118	<div></div> 100.0%
2	Partially done	1	<div></div> 0.0%
3	Not done	0	
Warning: these figures indicate the number of cases found in the data file. They cannot be interpreted as summary statistics of the population of interest.			
# h1aq1a: District of residence in 2013/14			
Information	[Type= continuous] [Format=numeric] [Range= 101-426] [Missing=*]		
Statistics [NW/ W]	[Valid=3119 /-] [Invalid=0 /-]		
# h1aq3a: County/Subcounty of Residence in 2013/14			
Information	[Type= continuous] [Format=numeric] [Range= 101204-426111] [Missing=*]		
Statistics [NW/ W]	[Valid=3119 /-] [Invalid=0 /-]		
# h1aq3b: LC2 Name in 2013/14			
Information	[Type= discrete] [Format=character] [Missing=*]		
Statistics [NW/ W]	[Valid=3119 /-] [Invalid=0 /-]		
Value	Label	Cases	Percentage
Abanga		2	<div></div> 0.1%
Aber		1	<div></div> 0.0%
Abia		3	<div></div> 0.1%
Aboke		13	<div></div> 0.4%
Abongomola		10	<div></div> 0.3%
Acaba		10	<div></div> 0.3%
Adeknino		9	<div></div> 0.3%
Adekokwok		2	<div></div> 0.1%
Adumi		10	<div></div> 0.3%

File : GSEC1

h1aq3b: LC2 Name in 2013/14

Value	Label	Cases	Percentage
Adwari		1	0.0%
Adyel		1	0.0%
Agwata		8	0.3%
Agwingiri		2	0.1%
Aii-vu		1	0.0%
Ajia		1	0.0%
Akokoro		11	0.4%
Akoromit		10	0.3%
Alebtong Tc		10	0.3%
Alerek		10	0.3%
Alito		26	0.8%
Aloi		1	0.0%
Amugu		10	0.3%
Apac		2	0.1%
Apac Tc		5	0.2%
Apala		5	0.2%
Aputi		10	0.3%
Arapai		16	0.5%
Arinyapi		1	0.0%
Ariwa		8	0.3%
Aroi		9	0.3%
Aromo		6	0.2%
Arwotcek		1	0.0%
Asuret		1	0.0%
Atanga		1	0.0%
Atiira		1	0.0%
Atutur		2	0.1%
Atyak		3	0.1%
Awach		2	0.1%
Awei		10	0.3%
Awere		1	0.0%
Bagezza		2	0.1%
Baitambogwe		18	0.6%
Bala		2	0.1%
Balawoli		3	0.1%
Bar Dege Division		1	0.0%
Barr		1	0.0%
Bbaale		1	0.0%
Bigasa		9	0.3%
Bihanga		1	0.0%
Bileafe		7	0.2%
Binyiny		10	0.3%
Bireere		11	0.4%

File : GSEC1

h1aq3b: LC2 Name in 2013/14

Value	Label	Cases	Percentage
Bisheshe		13	0.4%
Bobi		13	0.4%
Bombo Town Council		1	0.0%
Bubaare		10	0.3%
Bubutu		1	0.0%
Budondo		31	1.0%
Budongo		4	0.1%
Bududa.		10	0.3%
Bugamba		1	0.0%
Bugambe		8	0.3%
Bugangari		10	0.3%
Bugaya		10	0.3%
Bugembe Town Council		8	0.3%
Bugiri Tc		1	0.0%
Bugondo		11	0.4%
Bugongi		1	0.0%
Bugoye		12	0.4%
Buhanika		9	0.3%
Buheesi		1	0.0%
Buhugu		3	0.1%
Bujumbura Division		7	0.2%
Bukabooli		9	0.3%
Bukhulo		1	0.0%
Bukiise		1	0.0%
Bukooma		1	0.0%
Bukusu		10	0.3%
Bukuya		1	0.0%
Bulaago		9	0.3%
Bulamagi		10	0.3%
Bulesa		12	0.4%
Bumalimba		7	0.2%
Bumbaire		1	0.0%
Bumwoni		1	0.0%
Bunabwana		2	0.1%
Bungatira		11	0.4%
Burere		1	0.0%
Busakira		1	0.0%
Busanza		12	0.4%
Busedde		9	0.3%
Bushiribo.		1	0.0%
Busimbi		9	0.3%












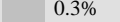



























File : GSEC1

h1aq3b: LC2 Name in 2013/14

Value	Label	Cases	Percentage
Busukuma		1	0.0%
Buswale		1	0.0%
Butagaya		8	0.3%
Buteba		10	0.3%
Butenga		1	0.0%
Butunduzi Tc		9	0.3%
Buwalasi		8	0.3%
Buwama		20	0.6%
Buwasa		2	0.1%
Buwenge		2	0.1%
Buwunga		9	0.3%
Buyende		1	0.0%
Buyende Town Council		20	0.6%
Buyengo		1	0.0%
Buyinja		21	0.7%
Bwambara		8	0.3%
Bweyale Tc		2	0.1%
Bwikara		10	0.3%
Central		5	0.2%
Central Division		20	0.6%
Chawente		1	0.0%
Chegere		11	0.4%
Dadamu		9	0.3%
Division B		1	0.0%
Dokolo Tc		9	0.3%
Eastern Division		9	0.3%
Galiraaya		10	0.3%
Gimara		15	0.5%
Goma Division		2	0.1%
Gweri		9	0.3%
Ibanda Town Council		13	0.4%
Ibuje		11	0.4%
Iceme		8	0.3%
Ikumba		1	0.0%
Ikumbya		12	0.4%
Imanyiro		1	0.0%
Industrial Division		11	0.4%
Inomo		1	0.0%
Ishaka Division		1	0.0%
Ishongororo		10	0.3%
Ishongororo Tc		11	0.4%

File : GSEC1

h1aq3b: LC2 Name in 2013/14

Value	Label	Cases	Percentage
Isingiro Town Council		8	 0.3%
Itojo		1	 0.0%
Itula		11	 0.4%
Kaabong West		8	 0.3%
Kaberaimaido Town Council		1	 0.0%
Kabingo		1	 0.0%
Kabonera		3	 0.1%
Kabulasoke		1	 0.0%
Kabweeza-kyegegwa		8	 0.3%
Kabwohe Town Council		1	 0.0%
Kacheera		8	 0.3%
Kachonga		21	 0.7%
Kachumbala		19	 0.6%
Kagadi Tc		3	 0.1%
Kagamba		10	 0.3%
Kagango		10	 0.3%
Kagulu		12	 0.4%
Kahoora Division		1	 0.0%
Kakiika		6	 0.2%
Kakindo		9	 0.3%
Kakindu		10	 0.3%
Kakira Town Council		1	 0.0%
Kakoba		15	 0.5%
Kakooge		1	 0.0%
Kakuuto		1	 0.0%
Kalagala		9	 0.3%
Kalamba		10	 0.3%
Kalangalo		10	 0.3%
Kaliiro		1	 0.0%
Kalisizo		1	 0.0%
Kalungu		10	 0.3%
Kalwana		7	 0.2%
Kambuga		1	 0.0%
Kamdini		11	 0.4%
Kameke		20	 0.6%
Kamuda		1	 0.0%
Kamukuzi		2	 0.1%
Kamuli Town Council		10	 0.3%
Kanyum		16	 0.5%








































File : GSEC1

h1aq3b: LC2 Name in 2013/14

Value	Label	Cases	Percentage
Kapeeka		11	0.4%
Kapeke		1	0.0%
Kapir		1	0.0%
Kapyanga		1	0.0%
Karugutu		10	0.3%
Kasaali		1	0.0%
Kasambya		8	0.3%
Kasanje		1	0.0%
Kasawo		21	0.7%
Kashambya		9	0.3%
Kashare		1	0.0%
Kashenshero Town Council		2	0.1%
Kasiita		10	0.3%
Kassanda		2	0.1%
Katabi		18	0.6%
Katenga		1	0.0%
Kateta		2	0.1%
Kathile		11	0.4%
Katooke		9	0.3%
Katrini		1	0.0%
Katwe/butego		1	0.0%
Kawempe Division		40	1.3%
Kawolo		11	0.4%
Kayunga		5	0.2%
Kayunga Town Council		11	0.4%
Kazo		1	0.0%
Kei		9	0.3%
Kenshunga		1	0.0%
Kibale		1	0.0%
Kibatsi		7	0.2%
Kibiga		10	0.3%
Kibiito		10	0.3%
Kiboga Town Council		5	0.2%
Kicwamba		10	0.3%
Kidongole		2	0.1%
Kiganda		1	0.0%
Kigandalo		6	0.2%
Kigorobya Tc		1	0.0%
Kijomoro		1	0.0%
Kijongo		1	0.0%
Kikaatsi		9	0.3%

File : GSEC1

h1aq3b: LC2 Name in 2013/14

Value	Label	Cases	Percentage
Kikyenkye		10	 0.3%
Kikyusa		10	 0.3%
Kimaanya/ kyabakuza		1	 0.0%
Kira Town Council		23	 0.7%
Kirika		1	 0.0%
Kiringente		1	 0.0%
Kirumba		7	 0.2%
Kisekka		21	 0.7%
Kisojo		10	 0.3%
Kitanda		1	 0.0%
Kitgum Tc		3	 0.1%
Kitimbwa		10	 0.3%
Kitoba		17	 0.5%
Kitumbi		10	 0.3%
Kitwe Town Council		9	 0.3%
Koboko Tc		8	 0.3%
Koro		1	 0.0%
Kotido		6	 0.2%
Kotido Tc		12	 0.4%
Kotomol		1	 0.0%
Kucwiny		1	 0.0%
Kumi		1	 0.0%
Kumi Tc		5	 0.2%
Kuru		1	 0.0%
Kyalulangira		10	 0.3%
Kyamulibwa		1	 0.0%
Kyanamira		11	 0.4%
Kyangwali		9	 0.3%
Kyangyenyi		1	 0.0%
Kyannamukaaka		1	 0.0%
Kyazanga		15	 0.5%
Kyazanga Town Council		11	 0.4%
Kyebe		10	 0.3%
Kyeizooba		10	 0.3%
Kyere		5	 0.2%
Kyesiiga		8	 0.3%
Kyondo		10	 0.3%
Kyotera Town Council		9	 0.3%
Labongo Amida		1	 0.0%








































File : GSEC1

h1aq3b: LC2 Name in 2013/14

Value	Label	Cases	Percentage
Labongo		1	0.0%
Layamo			
Laguti		10	0.3%
Lake Katwe		12	0.4%
Laroo Division		4	0.1%
Layibi Division		1	0.0%
Lefori		1	0.0%
Lira		1	0.0%
Lira Palwo		10	0.3%
Lobule		10	0.3%
Lodonga		1	0.0%
Logiri		9	0.3%
Lorengedwat		7	0.2%
Loro		13	0.4%
Lotome		9	0.3%
Lubaga Division		72	2.3%
Lugazi Town Council		9	0.3%
Lukaya Town Council		7	0.2%
Lunyo		1	0.0%
Lusha		10	0.3%
Luuka Town Council		1	0.0%
Lwabenge		10	0.3%
Lwakhakha Town Council		10	0.3%
Lwamagwa		9	0.3%
Lwamata		4	0.1%
Lwankoni		1	0.0%
Lwebitakuli		18	0.6%
Lyantonde		1	0.0%
Lyantonde Tc		3	0.1%
Maanyi		9	0.3%
Magale		29	0.9%
Mahyoro		1	0.0%
Makidye - ssabagabo		9	0.3%
Makindye Division		40	1.3%
Malaba Tc		1	0.0%
Malera		1	0.0%
Malongo		10	0.3%
Maracha Town Council		8	0.3%








































File : GSEC1

h1aq3b: LC2 Name in 2013/14

Value	Label	Cases	Percentage
Masese/ walukuba		5	 0.2%
Masha		1	 0.0%
Matale		1	 0.0%
Mateete		1	 0.0%
Mazinga		3	 0.1%
Merikit		10	 0.3%
Metu		10	 0.3%
Midia		10	 0.3%
Minakulu		1	 0.0%
Mitooma Town Council		10	 0.3%
Mityana Town Council		8	 0.3%
Molo		10	 0.3%
Moruita		1	 0.0%
Moyo		1	 0.0%
Moyo Tc		1	 0.0%
Mpara		1	 0.0%
Mpeefu		1	 0.0%
Mubende Town Council		9	 0.3%
Mucwini		3	 0.1%
Muduuma		9	 0.3%
Mugusu		10	 0.3%
Muhokya		9	 0.3%
Muko		1	 0.0%
Mukongoro		1	 0.0%
Mukuju		1	 0.0%
Mulanda		10	 0.3%
Mutunda		1	 0.0%
Mwizi		1	 0.0%
Myene		1	 0.0%
Nabigasa		1	 0.0%
Nabukalu		8	 0.3%
Nabweru		1	 0.0%
Nabwigulu		8	 0.3%
Nadunget		10	 0.3%
Nairambi		7	 0.2%
Najjembe		1	 0.0%
Nakalama		7	 0.2%
Nakapiripirit Town Council		8	 0.3%
Nakatsi.		8	 0.3%

File : GSEC1

h1aq3b: LC2 Name in 2013/14

Value	Label	Cases	Percentage
Nakawa Division		45	 1.4%
Nalutuntu		1	 0.0%
Nama		12	 0.4%
Namalemba		1	 0.0%
Namasagali		13	 0.4%
Namasale		1	 0.0%
Namayumba Town Council		1	 0.0%
Nambeiso		3	 0.1%
Namboko		9	 0.3%
Namungo		1	 0.0%
Namutumba		11	 0.4%
Namutumba Town Council		1	 0.0%
Namwendwa		1	 0.0%
Nangabo		9	 0.3%
Nankoma		1	 0.0%
Nansana Town Council		8	 0.3%
Nawaikoke		10	 0.3%
Nawampiti		1	 0.0%
Nawandala		1	 0.0%
Ndagwe		9	 0.3%
Ndaiga		1	 0.0%
Ndejja		9	 0.3%
Ndhew		1	 0.0%
Nebbi		18	 0.6%
Nebbi Town Council		7	 0.2%
Ngai		2	 0.1%
Ngarama		9	 0.3%
Ngetta		21	 0.7%
Ngoma		10	 0.3%
Ngora		1	 0.0%
Njeru Town Council		16	 0.5%
Northern Division		24	 0.8%
Nsangi		10	 0.3%
Ntara		1	 0.0%
Ntunda		1	 0.0%
Ntusi		9	 0.3%
Ntwete		3	 0.1%
Ntwetwe Tc		4	 0.1%
Nyabubare		13	 0.4%

File : GSEC1

h1aq3b: LC2 Name in 2013/14

Value	Label	Cases	Percentage
Nyabuharwa		9	0.3%
Nyakayojo		1	0.0%
Nyakishana		12	0.4%
Nyakishenyi		18	0.6%
Nyakitunda		15	0.5%
Nyakyera		13	0.4%
Nyamitanga		3	0.1%
Nyamwamba Division		10	0.3%
Nyankwanzi		10	0.3%
Nyapea		1	0.0%
Nyarubuye		10	0.3%
Nyarusiza		10	0.3%
Nyendo-ssenyange		1	0.0%
Nyenga		21	0.7%
Nyero		1	0.0%
Ogur		3	0.1%
Ogwette		2	0.1%
Ojwina		4	0.1%
Okwang		1	0.0%
Okwerodot		9	0.3%
Olilm		10	0.3%
Omiya Anyima		1	0.0%
Omot		10	0.3%
Omugo		20	0.6%
Ongino		15	0.5%
Osukuru		2	0.1%
Otwal		3	0.1%
Pabo		1	0.0%
Padibe West		1	0.0%
Paidha Tc		19	0.6%
Paimol		1	0.0%
Pakanyi		4	0.1%
Pakwach		9	0.3%
Panyimur		1	0.0%
Patiko		1	0.0%
Pawor		1	0.0%
Paya		1	0.0%
Pece Division		13	0.4%
Rengen		9	0.3%
Rhino Camp		1	0.0%
Rigbo		1	0.0%
River Oli		1	0.0%



File : GSEC1

h1aq3b: LC2 Name in 2013/14

Value	Label	Cases	Percentage
Rubaare		9	0.3%
Rubaya		1	0.0%
Rubongi		8	0.3%
Rugando		1	0.0%
Rugyeoyo		10	0.3%
Ruhaama		1	0.0%
Ruhinda		1	0.0%
Rukiri		15	0.5%
Rupa		1	0.0%
Ruyonza		10	0.3%
Rwanyamahembe		1	0.0%
Rwengwe		12	0.4%
Seeta-namuganga		1	0.0%
Serere Town Council		1	0.0%
Shuuku		1	0.0%
Sidok		10	0.3%
Sigulu Islands		8	0.3%
Sironko Tc		7	0.2%
Sisuni		13	0.4%
Soroti		11	0.4%
South Division		1	0.0%
Southern Division		11	0.4%
Ssekanyonyi		7	0.2%
Ssi Bukunja		10	0.3%
Ssisu		5	0.2%
Tara		1	0.0%
Toroma		15	0.5%
Udupi		10	0.3%
Unyama		1	0.0%
Vurra		9	0.3%
Wadelai		1	0.0%
Wairasa		20	0.6%
Wakiso		19	0.6%
Wakiso Town Council		1	0.0%
Wanale Division		1	0.0%
Western Division		10	0.3%
Wobulenzi Town Council		5	0.2%
Yivu		12	0.4%
Zeus		1	0.0%

File : GSEC1

h1aq3b: LC2 Name in 2013/14

Value	Label	Cases	Percentage
Zirobwe		9	 0.3%
Zombo Tc		11	 0.4%
































Warning: these figures indicate the number of cases found in the data file. They cannot be interpreted as summary statistics of the population of interest.

h1aq4a: Parish of Residence in 2013/14

Information	[Type= continuous] [Format=numeric] [Range= 10120402-42611101] [Missing=*]
Statistics [NW/ W]	[Valid=3118 /-] [Invalid=1 /-]

h1aq4b: LC3 Name in 2013/14

Information	[Type= discrete] [Format=character] [Missing=*]
Statistics [NW/ W]	[Valid=3118 /-] [Invalid=0 /-]

Value	Label	Cases	Percentage
7/8 Ochieng Ward		4	 0.1%
Abany		1	 0.0%
Aber East		1	 0.0%
Aberidwogo		1	 0.0%
Abira East Ward		11	 0.4%
Abiting		2	 0.1%
Abubur		2	 0.1%
Abuli		1	 0.0%
Abwong		8	 0.3%
Acokara		1	 0.0%
Acutkumu		3	 0.1%
Adeknino		4	 0.1%
Adellogo		9	 0.3%
Adonyimo		1	 0.0%
Adwoki		8	 0.3%
Aganga		1	 0.0%
Agengo		10	 0.3%
Agonga		10	 0.3%
Agurur		1	 0.0%
Agururu A Ward		2	 0.1%
Agwiciri		1	 0.0%
Ajiba		5	 0.2%
Akali		1	 0.0%
Akara		2	 0.1%
Akaya		5	 0.2%
Akere		1	 0.0%
Aketo		1	 0.0%
Akia		1	 0.0%
Akoromit		10	 0.3%
Akurao		14	 0.4%
Alemere		1	 0.0%

File : GSEC1

h1aq4b: LC3 Name in 2013/14

Value	Label	Cases	Percentage
Aler		1	0.0%
Alir		1	0.0%
Alito		4	0.1%
Alito Camp		1	0.0%
Alutkot		13	0.4%
Alworoceng		1	0.0%
Amai		9	0.3%
Amii- aberidwogo		8	0.3%
Amunga		1	0.0%
Amuria		1	0.0%
Anepkide		10	0.3%
Angazi		10	0.3%
Angwetangwet		1	0.0%
Anyangapuc		2	0.1%
Anyola		2	0.1%
Anyomolyec		2	0.1%
Anyomorem		3	0.1%
Anzuu		9	0.3%
Aornga		2	0.1%
Apach		13	0.4%
Apuce		1	0.0%
Arapai		16	0.5%
Ariet		1	0.0%
Ariwara		1	0.0%
Arwotngo		1	0.0%
Arwotomito		1	0.0%
Atego		1	0.0%
Atiira		1	0.0%
Atik		1	0.0%
Atinkok		2	0.1%
Atongtidi		1	0.0%
Atyak		1	0.0%
Aumi		1	0.0%
Awila		11	0.4%
Awoba		2	0.1%
Awoja		9	0.3%
Aya-yia		1	0.0%
Ayuri		1	0.0%
Bajja Ward		2	0.1%
Balawoli		1	0.0%
Banda		10	0.3%
Barongin		22	0.7%
Bazaar		1	0.0%

File : GSEC1

h1aq4b: LC3 Name in 2013/14

Value	Label	Cases	Percentage
Bbaale		1	0.0%
Bbongole		10	0.3%
Birongo		10	0.3%
Bison Maguria		1	0.0%
Bitooma		1	0.0%
Bolo		1	0.0%
Boro		1	0.0%
Bubajjiwe		4	0.1%
Bubalya		1	0.0%
Bubirumi		1	0.0%
Budaka		1	0.0%
Bufukhula		1	0.0%
Bufunda		6	0.2%
Bugarama		12	0.4%
Bugaya		10	0.3%
Bugere		8	0.3%
Bugibugi		3	0.1%
Bugomba		1	0.0%
Bugona		1	0.0%
Bugondo		5	0.2%
Bugumya		9	0.3%
Bugusege		6	0.2%
Buhozi		11	0.4%
Bujaga		1	0.0%
Bukandula		1	0.0%
Bukasa		5	0.2%
Bukaye		2	0.1%
Bukereere Ward		2	0.1%
Bukhoma		10	0.3%
Bukibeti		20	0.6%
Bukibino		10	0.3%
Bukimu		1	0.0%
Bukoto I		7	0.2%
Bukoto Ii		3	0.1%
Bukoyo		9	0.3%
Bukurungo		1	0.0%
Bulika		1	0.0%
Bulingo		6	0.2%
Buloba		11	0.4%
Bulongo		5	0.2%
Bulowooza		1	0.0%
Bulugo		1	0.0%
Buluwe		9	0.3%

File : GSEC1

h1aq4b: LC3 Name in 2013/14

Value	Label	Cases	Percentage
Buluya		9	0.3%
Bulyantete		1	0.0%
Bumaefe		10	0.3%
Bumagambo		10	0.3%
Bumasaba		1	0.0%
Bumogoli		1	0.0%
Bumudu		3	0.1%
Bumukuluma		8	0.3%
Bumulika		1	0.0%
Bumulisya		7	0.2%
Bumusomi		1	0.0%
Bunamwaya		1	0.0%
Bupala		9	0.3%
Bura		10	0.3%
Busaale		1	0.0%
Busamaga East		1	0.0%
Busega		6	0.2%
Bushunya		8	0.3%
Busiika		1	0.0%
Busimaolya		8	0.3%
Busunju Ward		4	0.1%
Busuyi		10	0.3%
Buteba		10	0.3%
Butema		1	0.0%
Butinindi		1	0.0%
Butoole		1	0.0%
Butsebeni		1	0.0%
Butulume		3	0.1%
Butunduzi		9	0.3%
Buwagi		10	0.3%
Buwuni Rural		1	0.0%
Buyiisa		7	0.2%
Buzibweera Ward		5	0.2%
Buziga		4	0.1%
Bwaise Ii		10	0.3%
Bwesa		10	0.3%
Bweyogerere		13	0.4%
Bwiri		1	0.0%
Bwondha		1	0.0%
Central Ward		26	0.8%
Chegere		10	0.3%
Chiaba		1	0.0%
Chodong		1	0.0%

File : GSEC1

h1aq4b: LC3 Name in 2013/14

Value	Label	Cases	Percentage
Degiba		10	0.3%
Diima		1	0.0%
Dogapio		10	0.3%
Dooba		9	0.3%
Dranzipi		1	0.0%
Driwala		1	0.0%
East Ward		1	0.0%
Eastern Ward		2	0.1%
Egamara		1	0.0%
Elenderea		1	0.0%
Gitovu		1	0.0%
Gobu		2	0.1%
Gombe		11	0.4%
Gondohera		11	0.4%
Gopele		1	0.0%
Greenland		2	0.1%
Gwanda		9	0.3%
Gwengdiya		1	0.0%
Ibaare		8	0.3%
Ibanda		12	0.4%
Idinda		1	0.0%
Iggwe		1	0.0%
Ikumbya		11	0.4%
Ilee		1	0.0%
Industrial		7	0.2%
Industrial Area		1	0.0%
Ipito Aweno		1	0.0%
Ireda West		5	0.2%
Iriaga		2	0.1%
Irundu		1	0.0%
Ivunamba		10	0.3%
Iwal		13	0.4%
Juma		10	0.3%
Jupangira		1	0.0%
Kabaare		1	0.0%
Kabale		1	0.0%
Kabbega		1	0.0%
Kabegaramire		1	0.0%
Kabigi		1	0.0%
Kabimbiri		19	0.6%
Kabowa		3	0.1%
Kabukye		10	0.3%
Kabule		1	0.0%

File : GSEC1

h1aq4b: LC3 Name in 2013/14

Value	Label	Cases	Percentage
Kabwalin		1	0.0%
Kachaboi		1	0.0%
Kachinga (tb)		9	0.3%
Kafunjo		1	0.0%
Kagaaga		9	0.3%
Kagamba		10	0.3%
Kagarama		1	0.0%
Kagoma		1	0.0%
Kagugube		4	0.1%
Kagumba		1	0.0%
Kaharo		7	0.2%
Kahendero		9	0.3%
Kahoko		10	0.3%
Kahokya		12	0.4%
Kahungye		2	0.1%
Kajamaka		1	0.0%
Kakakala		7	0.2%
Kakayo		1	0.0%
Kakiika		6	0.2%
Kakinga Ward		10	0.3%
Kakoba		15	0.5%
Kakoge Ward		2	0.1%
Kakoma		1	0.0%
Kakoma Parish		15	0.5%
Kakunyu		1	0.0%
Kakus Ward		1	0.0%
Kal		1	0.0%
Kalagala		10	0.3%
Kalanamu		7	0.2%
Kaliro		2	0.1%
Kaliro Ward		2	0.1%
Kalowang		9	0.3%
Kalupo		1	0.0%
Kaluuba		1	0.0%
Kamaturu		6	0.2%
Kamira		1	0.0%
Kamuda		1	0.0%
Kamukuzi		2	0.1%
Kamuli		2	0.1%
Kamuli Sabawali		7	0.2%
Kamusongole		2	0.1%
Kamuzinda		1	0.0%
Kamyokya I		1	0.0%

File : GSEC1

h1aq4b: LC3 Name in 2013/14

Value	Label	Cases	Percentage
Kangondo		5	0.2%
Kanyagoga		1	0.0%
Kanyanya		10	0.3%
Kanyum Ward		1	0.0%
Kapeeka		1	0.0%
Kapir		1	0.0%
Karambi		10	0.3%
Karembe		1	0.0%
Karongo		1	0.0%
Karwenyi		10	0.3%
Kasaana		10	0.3%
Kasanje		1	0.0%
Kasejjere		4	0.1%
Kasenge		8	0.3%
Kasensero Town Board		1	0.0%
Kasenyi -caltex Ward		1	0.0%
Kashojwa		9	0.3%
Kashozi		1	0.0%
Kasimeri		10	0.3%
Kasoigo		9	0.3%
Kasokero		10	0.3%
Kasolwe		1	0.0%
Kassaazi		7	0.2%
Kassanda Town Board		1	0.0%
Kasula		10	0.3%
Kasunganyanja		10	0.3%
Katanga		8	0.3%
Katanga Ward		2	0.1%
Kataraaka		12	0.4%
Katatenga		1	0.0%
Katembe		1	0.0%
Katende		7	0.2%
Kateta		1	0.0%
Katete		1	0.0%
Kati		10	0.3%
Katogo Ward		4	0.1%
Katonte		11	0.4%
Katoogo		9	0.3%
Katuugo		1	0.0%
Katwe		1	0.0%
Kawempe I		6	0.2%

File : GSEC1

h1aq4b: LC3 Name in 2013/14

Value	Label	Cases	Percentage
Kawempe Ii		11	0.4%
Kayago		1	0.0%
Kayanja		1	0.0%
Kayunga-lubona		1	0.0%
Kazo Angola		2	0.1%
Kibaare		2	0.1%
Kibibi		11	0.4%
Kibimba		12	0.4%
Kibingo		1	0.0%
Kibukwa		3	0.1%
Kibuli		4	0.1%
Kibuuka		8	0.3%
Kibuye Ii		10	0.3%
Kidera		7	0.2%
Kidiki		1	0.0%
Kiduuzi Ward		1	0.0%
Kigarama		1	0.0%
Kigenya		1	0.0%
Kihamba		2	0.1%
Kihomboza		1	0.0%
Kijanju		10	0.3%
Kijuguta		3	0.1%
Kijuna		9	0.3%
Kikaaya		6	0.2%
Kikokwa		1	0.0%
Kikongi		8	0.3%
Kikwaya		9	0.3%
Kimaanya		1	0.0%
Kimuli		4	0.1%
Kinambogo		9	0.3%
Kinoni		1	0.0%
Kinyara		4	0.1%
Kira		1	0.0%
Kiraaro		10	0.3%
Kiragura		16	0.5%
Kirasa		9	0.3%
Kireka		1	0.0%
Kirimya		1	0.0%
Kirinya		7	0.2%
Kirombe		2	0.1%
Kiryoka		10	0.3%
Kisaikeye		13	0.4%
Kisekende Ward		4	0.1%

File : GSEC1

h1aq4b: LC3 Name in 2013/14

Value	Label	Cases	Percentage
Kisenyi Ii		7	0.2%
Kisojjo Ward		4	0.1%
Kisubi		1	0.0%
Kisugu		5	0.2%
Kisuura Parish		2	0.1%
Kitaihuka		10	0.3%
Kitamba		8	0.3%
Kitanaba		1	0.0%
Kitanga		9	0.3%
Kitende		4	0.1%
Kitimba		10	0.3%
Kitodha		1	0.0%
Kitojo		1	0.0%
Kitongole		10	0.3%
Kitonya		8	0.3%
Kitooro- kyazanga Town Board		11	0.4%
Kitovu		10	0.3%
Kitumba		2	0.1%
Kitumbi		1	0.0%
Kitwe		10	0.3%
Kitwe Central		1	0.0%
Kivuuvu		5	0.2%
Kiwafu		1	0.0%
Kiwatule		1	0.0%
Kiwenda		1	0.0%
Kiyanja		10	0.3%
Kiyunga Ward		1	0.0%
Kiziba		20	0.6%
Kizibawo		1	0.0%
Kizinga		10	0.3%
Kobaale		1	0.0%
Koch		9	0.3%
Komamboga		1	0.0%
Kongoto		11	0.4%
Kongunga		10	0.3%
Kono		10	0.3%
Kooki Ward		3	0.1%
Kotido Central Ward		10	0.3%
Kotido Rural		2	0.1%
Kotyang		9	0.3%
Kwarikwar		1	0.0%

























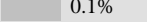
















File : GSEC1

h1aq4b: LC3 Name in 2013/14

Value	Label	Cases	Percentage
Kyabandara		10	0.3%
Kyabazala		1	0.0%
Kyabyaza		1	0.0%
Kyakasa		4	0.1%
Kyaliwajjala		1	0.0%
Kyambogo		3	0.1%
Kyamulibwa Town Board		1	0.0%
Kyamuyimbwa		1	0.0%
Kyanamira		10	0.3%
Kyangwali		8	0.3%
Kyanja		4	0.1%
Kyanuuna		1	0.0%
Kyaruhanga		6	0.2%
Kyayimba		1	0.0%
Kyebando		3	0.1%
Kyegera		2	0.1%
Kyenyi		1	0.0%
Kyerima		10	0.3%
Kyesiiga		5	0.2%
Kyoga		1	0.0%
Labala		1	0.0%
Labongo		4	0.1%
Labourline Ward		2	0.1%
Lapainat East		1	0.0%
Lazebu		8	0.3%
Liri		1	0.0%
Liwa		1	0.0%
Lobongia		8	0.3%
Lobuneit Ward		6	0.2%
Logoba		1	0.0%
Lomuno		9	0.3%
Losilang		6	0.2%
Luba		1	0.0%
Lubaga		4	0.1%
Lubya		23	0.7%
Lugbari		1	0.0%
Lugoba		10	0.3%
Lugolole		2	0.1%
Lugusulu		9	0.3%
Lukee		1	0.0%
Lukone		5	0.2%
Lungujja		10	0.3%
Lwala		2	0.1%

File : GSEC1

h1aq4b: LC3 Name in 2013/14

Value	Label	Cases	Percentage
Lyakisana		7	 0.2%
Mabona		14	 0.4%
Madi- Kiloc		1	 0.0%
Mafudu		1	 0.0%
Magamaga Town Board		10	 0.3%
Majengo		1	 0.0%
Makanga- ndorwa		11	 0.4%
Makenya		1	 0.0%
Makerere University		1	 0.0%
Makindye I		1	 0.0%
Makukuulu		1	 0.0%
Malenga Ward		2	 0.1%
Malukhu Ward		10	 0.3%
Manago		1	 0.0%
Mango		1	 0.0%
Masajja		6	 0.2%
Masaloa		1	 0.0%
Masese Ward		5	 0.2%
Masooli		9	 0.3%
Mayanja		1	 0.0%
Mbazzi		9	 0.3%
Mbirizi		9	 0.3%
Mbuya I		4	 0.1%
Mbuya Ii		1	 0.0%
Mengo Ward		6	 0.2%
Merikit(tb)		1	 0.0%
Mikombe		1	 0.0%
Mirongo		1	 0.0%
Mishenyi		1	 0.0%
Mitukula Ward		3	 0.1%
Moruita		1	 0.0%
Mpakawero		1	 0.0%
Mpumudde		9	 0.3%
Mugandu		1	 0.0%
Mugarutsya		9	 0.3%
Mugulu		1	 0.0%
Mukale		8	 0.3%
Muko Ward		7	 0.2%
Mulanda		9	 0.3%
Mutto		1	 0.0%
Mutukula		4	 0.1%

File : GSEC1

h1aq4b: LC3 Name in 2013/14

Value	Label	Cases	Percentage
Mutundwe		3	0.1%
Mutungo		11	0.4%
Muwebwa		1	0.0%
Muyinayina		1	0.0%
Muyumbu		1	0.0%
Mwera		10	0.3%
Mwitanzige		10	0.3%
Nabiganda		11	0.4%
Nabigasa		1	0.0%
Nabikakala		2	0.1%
Nabirumba I		1	0.0%
Nabitambala		9	0.3%
Nabiteete		10	0.3%
Nabweru South Ward		2	0.1%
Nabyoto		1	0.0%
Nachukul		11	0.4%
Naguru Ii		4	0.1%
Naitakwae		10	0.3%
Najjanankumbi I		8	0.3%
Najjanankumbi Ii		10	0.3%
Nakabale Ward		10	0.3%
Nakabugo		4	0.1%
Nakadeli		1	0.0%
Nakagongo		1	0.0%
Nakalama		5	0.2%
Nakalembe		20	0.6%
Nakasenyi		9	0.3%
Nakazzadde Ward		2	0.1%
Nalubwoyo		1	0.0%
Nalugai		7	0.2%
Nalugala		7	0.2%
Nalugugu		1	0.0%
Nalutuntu		1	0.0%
Naluwerere Ward		1	0.0%
Namabu		10	0.3%
Namagabi Ward		8	0.3%
Namanoga		1	0.0%
Namawojjolo		1	0.0%
Namayemba Tb		1	0.0%
Namayuge		1	0.0%
Namengo Ward		7	0.2%

File : GSEC1

h1aq4b: LC3 Name in 2013/14

Value	Label	Cases	Percentage
Namiringa		1	0.0%
Nampologoma		10	0.3%
Nampongwe		8	0.3%
Namthin Ward		7	0.2%
Namubiru		1	0.0%
Namusale		10	0.3%
Namutumba Central Ward		1	0.0%
Nankoma		1	0.0%
Nankulabye I		1	0.0%
Nansana East Ward		1	0.0%
Nansana West Ward		1	0.0%
Nansololo		1	0.0%
Nateete		11	0.4%
Nathinyonoit		1	0.0%
Natyole		1	0.0%
Nawangaiza		1	0.0%
Nawansagwa		11	0.4%
Nawapanda		8	0.3%
Ndaiga		1	0.0%
Ndejje		1	0.0%
Nekuku		1	0.0%
New Camp Swahili Juu		1	0.0%
Ngalonkalu		1	0.0%
Ngereko		1	0.0%
Ngoma		8	0.3%
Nicu Parish		7	0.2%
Njara		1	0.0%
Njeru West Ward		16	0.5%
Nkaatu Ward		4	0.1%
Nkombe		1	0.0%
Nkono Ward		6	0.2%
Nkumba		10	0.3%
Nkunguluntale		1	0.0%
North Central		1	0.0%
Nsambya Police Barracks		1	0.0%
Nsoono		10	0.3%
Ntawo Ward		1	0.0%
Ntayigirwa		1	0.0%
Ntiba		2	0.1%

File : GSEC1

h1aq4b: LC3 Name in 2013/14

Value	Label	Cases	Percentage
Ntimba		1	0.0%
Ntungu		1	0.0%
Ntuusi		1	0.0%
Nyabiteete		10	0.3%
Nyabubare		11	0.4%
Nyabuharwa		8	0.3%
Nyakagongo		6	0.2%
Nyakaikara		7	0.2%
Nyakarongo		1	0.0%
Nyakashaka		1	0.0%
Nyakashonga		1	0.0%
Nyakatoma		1	0.0%
Nyalakot		1	0.0%
Nyamasa Parish		8	0.3%
Nyamukara		1	0.0%
Nyanga		9	0.3%
Nyantabooma		10	0.3%
Nyantsimbo Ward		1	0.0%
Nyarubungo		1	0.0%
Nyarubungo Ii		1	0.0%
Nyaruhanga		1	0.0%
Nyarutojo		1	0.0%
Nyarwimuka		1	0.0%
Nyibola Ward		11	0.4%
Nyongozi		1	0.0%
Ober		1	0.0%
Obim		3	0.1%
Obore Ward		1	0.0%
Obotia		11	0.4%
Ocokican		1	0.0%
Oduluba		8	0.3%
Odwarat		1	0.0%
Ogusi		1	0.0%
Ojapi		1	0.0%
Ojul		10	0.3%
Okapi Ward		8	0.3%
Okee		1	0.0%
Okomo		1	0.0%
Okouba		1	0.0%
Okwaloamara		1	0.0%
Olua		1	0.0%
Omach		1	0.0%
Omba		1	0.0%

File : GSEC1

h1aq4b: LC3 Name in 2013/14

Value	Label	Cases	Percentage
Ombia		1	0.0%
Omee		10	0.3%
Omito		1	0.0%
Omoladyang		1	0.0%
Omurang		16	0.5%
Omuroka		20	0.6%
Ongino		3	0.1%
Ongura		1	0.0%
Opuyo		11	0.4%
Orupoe		1	0.0%
Orupu		8	0.3%
Osukuru		1	0.0%
Otangocinge		1	0.0%
Otumbari		9	0.3%
Otumpili		10	0.3%
Pachua		1	0.0%
Pagen		1	0.0%
Pager B Parish		1	0.0%
Paibona		1	0.0%
Paibwor		9	0.3%
Paidwe		1	0.0%
Pakadha		2	0.1%
Pakayo		10	0.3%
Pakeyo		1	0.0%
Paley		1	0.0%
Palorinya		2	0.1%
Palwo		13	0.4%
Pamujo		10	0.3%
Panduku		1	0.0%
Pangisa		1	0.0%
Panyangasi		1	0.0%
Papoga		1	0.0%
Pawel Ward		10	0.3%
Paya		1	0.0%
Pece Prison		1	0.0%
Pugwenyi		1	0.0%
Pumit		1	0.0%
Punena		1	0.0%
Queen's		1	0.0%
Rigbonga		8	0.3%
Robu		9	0.3%
Ruhiira		14	0.4%
Rukondo		10	0.3%

File : GSEC1

h1aq4b: LC3 Name in 2013/14

Value	Label	Cases	Percentage
Rukongi		10	0.3%
Rushayo		1	0.0%
Rushere		1	0.0%
Ruti		2	0.1%
Rutoma		1	0.0%
Rutooma		1	0.0%
Rutooma Ward		6	0.2%
Rwambu		1	0.0%
Rwamukoora		9	0.3%
Rwengwe		10	0.3%
Rwensenene		1	0.0%
Rwenshanku		1	0.0%
Rwetango		1	0.0%
Ryamiyonga		1	0.0%
Sagazi		9	0.3%
Salaama		11	0.4%
Scheme		10	0.3%
Seguku		1	0.0%
Sekanyonyi		1	0.0%
Sekiwunga		1	0.0%
South Central Ward		1	0.0%
South Ward		5	0.2%
South West Ward		1	0.0%
Southern Ward		1	0.0%
Ssazi		1	0.0%
Ssenyange		1	0.0%
Ssumbwe		2	0.1%
Tank		4	0.1%
Tegwana Ward		1	0.0%
Telela		2	0.1%
Tenge		10	0.3%
Tongolo		11	0.4%
Toroma		1	0.0%
Ttamu		8	0.3%
Tuba		10	0.3%
Tukaliri		10	0.3%
Ubbi		9	0.3%
Unyama		1	0.0%
Vurr		1	0.0%
Wabusana		1	0.0%
Walela		1	0.0%
Wamala		1	0.0%

File : GSEC1

h1aq4b: LC3 Name in 2013/14

Value	Label	Cases	Percentage
Wangobo		7	<div></div> 0.2%
Wanyama Ward		1	<div></div> 0.0%
Ward I		10	<div></div> 0.3%
Ward Iv		1	<div></div> 0.0%
West Ward		1	<div></div> 0.0%
Western Ward		19	<div></div> 0.6%
Wirao		1	<div></div> 0.0%
Wobulenzi Central		5	<div></div> 0.2%
Yakinemiji		13	<div></div> 0.4%
Zambia		1	<div></div> 0.0%
Zingili Ward		1	<div></div> 0.0%
Zuma		1	<div></div> 0.0%

Warning: these figures indicate the number of cases found in the data file. They cannot be interpreted as summary statistics of the population of interest.

region: Region of Residence in 2013/14

Information	[Type= discrete] [Format=numeric] [Range= 1-4] [Missing=*]
Statistics [NW/ W]	[Valid=3119 /-] [Invalid=0 /-]

Value	Label	Cases	Percentage
1	Central	897	<div></div> 28.8%
2	Eastern	745	<div></div> 23.9%
3	Northern	762	<div></div> 24.4%
4	Western	715	<div></div> 22.9%

Warning: these figures indicate the number of cases found in the data file. They cannot be interpreted as summary statistics of the population of interest.

regurb: RegionxRural/Urban

Information	[Type= discrete] [Format=numeric] [Range= 10-41] [Missing=*]
Statistics [NW/ W]	[Valid=3119 /-] [Invalid=0 /-]

Value	Label	Cases	Percentage
10	Central rural	500	<div></div> 16.0%
11	Central urban	397	<div></div> 12.7%
20	East rural	631	<div></div> 20.2%
21	East urban	114	<div></div> 3.7%
30	North rural	619	<div></div> 19.8%
31	North urban	143	<div></div> 4.6%
40	West rural	553	<div></div> 17.7%
41	West urban	162	<div></div> 5.2%

Warning: these figures indicate the number of cases found in the data file. They cannot be interpreted as summary statistics of the population of interest.

sregion: Sub-Region of Residence in 2013/14

Information	[Type= discrete] [Format=numeric] [Range= 1-10] [Missing=*]
Statistics [NW/ W]	[Valid=3119 /-] [Invalid=0 /-]

Value	Label	Cases	Percentage
1	Kampala	209	<div></div> 6.7%
2	Central1	371	<div></div> 11.9%

File : GSEC1

sregion: Sub-Region of Residence in 2013/14

Value	Label	Cases	Percentage
3	Central2	317	<div><div></div></div> 10.2%
4	East Central	320	<div><div></div></div> 10.3%
5	Eastern	425	<div><div></div></div> 13.6%
6	Mid-North	385	<div><div></div></div> 12.3%
7	North East	103	<div><div></div></div> 3.3%
8	West Nile	274	<div><div></div></div> 8.8%
9	Mid-West	287	<div><div></div></div> 9.2%
10	South-westrn	428	<div><div></div></div> 13.7%

Warning: these figures indicate the number of cases found in the data file. They cannot be interpreted as summary statistics of the population of interest.

urban: Urban/Rural Identifier

Information	[Type= discrete] [Format=numeric] [Range= 0-3] [Missing=*]
Statistics [NW/ W]	[Valid=3119 /-] [Invalid=0 /-]

Value	Label	Cases	Percentage
0	Rural	2303	<div><div></div></div> 73.8%
1	Urban	816	<div><div></div></div> 26.2%
2	Other urban	0	
3	Rural	0	

Warning: these figures indicate the number of cases found in the data file. They cannot be interpreted as summary statistics of the population of interest.

ea: Enumeration area

Information	[Type= continuous] [Format=numeric] [Range= 1-430] [Missing=*]
Statistics [NW/ W]	[Valid=3119 /-] [Invalid=0 /-]

wgt_X: Cross-Sectional Weight for UNPS 2013/14 - Applies to All

Information	[Type= continuous] [Format=numeric] [Range= 314.975738525391-6452.8603515625] [Missing=*]
Statistics [NW/ W]	[Valid=3119 /-] [Invalid=0 /-]

wgt: Panel Weight for UNPS 2013/14 - Applies to Only Those Interviewed Before 2013/14

Information	[Type= continuous] [Format=numeric] [Range= 0-38481.28125] [Missing=*]
Statistics [NW/ W]	[Valid=1974 /-] [Invalid=1145 /-]

year: Year when the interview was completed

Information	[Type= discrete] [Format=numeric] [Range= 2013-2014] [Missing=*]
Statistics [NW/ W]	[Valid=3119 /-] [Invalid=0 /-]

Value	Label	Cases	Percentage
2013		914	<div><div></div></div> 29.3%
2014		2205	<div><div></div></div> 70.7%

Warning: these figures indicate the number of cases found in the data file. They cannot be interpreted as summary statistics of the population of interest.

month: Month when the interview was completed

Information	[Type= discrete] [Format=numeric] [Range= 1-12] [Missing=*]
Statistics [NW/ W]	[Valid=3119 /-] [Invalid=0 /-]

Value	Label	Cases	Percentage
1		297	<div><div></div></div> 9.5%

File : GSEC1

month: Month when the interview was completed

Value	Label	Cases	Percentage
2		294	9.4%
3		205	6.6%
4		239	7.7%
5		199	6.4%
6		250	8.0%
7		291	9.3%
8		348	11.2%
9		89	2.9%
10		414	13.3%
11		273	8.8%
12		220	7.1%

Warning: these figures indicate the number of cases found in the data file. They cannot be interpreted as summary statistics of the population of interest.

day: Day when the interview was completed

Information	[Type= discrete] [Format=character] [Missing=*]		
Statistics [NW/ W]	[Valid=3119 /-] [Invalid=0 /-]		
Value	Label	Cases	Percentage
01		81	2.6%
02		68	2.2%
03		57	1.8%
04		31	1.0%
05		47	1.5%
06		59	1.9%
07		50	1.6%
08		51	1.6%
09		54	1.7%
10		82	2.6%
11		71	2.3%
12		93	3.0%
13		90	2.9%
14		123	3.9%
15		102	3.3%
16		152	4.9%
17		146	4.7%
18		138	4.4%
19		136	4.4%
20		161	5.2%
21		111	3.6%
22		171	5.5%
23		131	4.2%
24		151	4.8%
25		137	4.4%
26		133	4.3%
27		145	4.6%

File : GSEC1

day: Day when the interview was completed

Value	Label	Cases	Percentage
28		143	<div></div> 4.6%
29		86	<div></div> 2.8%
30		73	<div></div> 2.3%
31		46	<div></div> 1.5%

Warning: these figures indicate the number of cases found in the data file. They cannot be interpreted as summary statistics of the population of interest.

DynID: Dynasty ID

Information	[Type= discrete] [Format=numeric] [Range= 101-43010] [Missing=*]
Statistics [NW/ W]	[Valid=3119 /-] [Invalid=0 /-]

File : GSEC2			
# HHID: Household Unique Identifier in 2013/14			
Information		[Type= discrete] [Format=character] [Missing=*]	
Statistics [NW/ W]		[Valid=17396 /-] [Invalid=0 /-]	
# PID: PID			
Information		[Type= discrete] [Format=character] [Missing=*]	
Statistics [NW/ W]		[Valid=17396 /-] [Invalid=0 /-]	
# PID_Old: PID for previous wave(2005/06-2011/12			
Information		[Type= discrete] [Format=character] [Missing=*]	
Statistics [NW/ W]		[Valid=9884 /-] [Invalid=0 /-]	
# HHID_old: Household Identifier to Link Data to Previous Waves (2005/06 - 2011/12)			
Information		[Type= discrete] [Format=numeric] [Range= 1013000201-3.0108300200205e+15] [Missing=*]	
Statistics [NW/ W]		[Valid=10980 /-] [Invalid=6416 /-]	
# DynID: Dynasty ID			
Information		[Type= discrete] [Format=numeric] [Range= 101-43010] [Missing=*]	
Statistics [NW/ W]		[Valid=10886 /-] [Invalid=6510 /-]	
# h2q1: MEMBER NUMBER ADDED FOR EACH PERSON IN THE HOUSEHOLD			
Information		[Type= continuous] [Format=numeric] [Range= 1-94] [Missing=*]	
Statistics [NW/ W]		[Valid=17396 /-] [Invalid=0 /-]	
# h2q3: SEX			
Information		[Type= discrete] [Format=numeric] [Range= 1-2] [Missing=*]	
Statistics [NW/ W]		[Valid=17396 /-] [Invalid=0 /-]	
Value	Label	Cases	Percentage
1	Male	8501	<div></div> 48.9%
2	Female	8895	<div></div> 51.1%
Warning: these figures indicate the number of cases found in the data file. They cannot be interpreted as summary statistics of the population of interest.			
# h2q4: What is the relationship of [NAME] to the head of the household?			
Information		[Type= discrete] [Format=numeric] [Range= 1-10] [Missing=*]	
Statistics [NW/ W]		[Valid=17396 /-] [Invalid=0 /-]	
Value	Label	Cases	Percentage
1	Head	3118	<div></div> 17.9%
2	Spouse	2065	<div></div> 11.9%
3	Son/daughter of head	8788	<div></div> 50.5%
4	Grand Child	1841	<div></div> 10.6%
5	Parent of head or spouse	81	<div></div> 0.5%
6	Sister/Brother of head or spouse	247	<div></div> 1.4%
7	Nephew/Niece	389	<div></div> 2.2%
8	Other relatives	637	<div></div> 3.7%
10	Non relative	230	<div></div> 1.3%
Warning: these figures indicate the number of cases found in the data file. They cannot be interpreted as summary statistics of the population of interest.			

File : GSEC2

h2q5: During the past 12 months, how many months did [NAME] live here?

Information	[Type= discrete] [Format=numeric] [Range= 0-12] [Missing=*]
Statistics [NW/ W]	[Valid=17396 /-] [Invalid=0 /-]

Value	Label	Cases	Percentage
0		115	0.7%
1		137	0.8%
2		157	0.9%
3		585	3.4%
4		548	3.2%
5		281	1.6%
6		303	1.7%
7		165	0.9%
8		243	1.4%
9		207	1.2%
10		182	1.0%
11		151	0.9%
12		14322	82.3%

Warning: these figures indicate the number of cases found in the data file. They cannot be interpreted as summary statistics of the population of interest.

h2q6: If [NAME] has not stayed for 12 months, what is the main reason for absence?

Information	[Type= discrete] [Format=numeric] [Range= 1-20] [Missing=*]
Statistics [NW/ W]	[Valid=3068 /-] [Invalid=14328 /-]

Value	Label	Cases	Percentage
1	New born	535	17.4%
2	Returned home from abduction/displacement	6	0.2%
3	To escape insecurity from home area	4	0.1%
4	Bad living conditions at home	106	3.5%
5	To look for work	176	5.7%
8	Marriage	146	4.8%
9	Divorce	23	0.7%
10	Deceased	0	
11	To escape insecurity from this area	1	0.0%
12	Looking for work elsewhere	67	2.2%
13	Other economic reasons	314	10.2%
14	Illness	37	1.2%
15	Education	1244	40.5%
18	Started own household	33	1.1%
19	Abducted/disappeared	1	0.0%
20	Other (specify)	375	12.2%
Sysmiss		14328	





Warning: these figures indicate the number of cases found in the data file. They cannot be interpreted as summary statistics of the population of interest.

h2q7: What is the residential status of [NAME]?

Information	[Type= discrete] [Format=numeric] [Range= 1-10] [Missing=*]
Statistics [NW/ W]	[Valid=17396 /-] [Invalid=0 /-]

File : GSEC2

h2q7: What is the residential status of [NAME]?

Value	Label	Cases	Percentage
1	Usual member present	14290	 82.1%
2	Usual member absent	1556	 8.9%
3	Regular member present	450	 2.6%
4	Regular member absent	1100	 6.3%
5	Guest	0	
6	Usual member left 6 months ago	0	
7	Left permanently	0	
10	Deceased	0	



























Warning: these figures indicate the number of cases found in the data file. They cannot be interpreted as summary statistics of the population of interest.

h2q8: Age in Years?

Information	[Type= continuous] [Format=numeric] [Range= 0-105] [Missing=*]
Statistics [NW/ W]	[Valid=17343 /-] [Invalid=53 /-]

h2q9a: What is the date of birth of [NAME]?DD

Information	[Type= discrete] [Format=numeric] [Range= 1-99] [Missing=*]
Statistics [NW/ W]	[Valid=17394 /-] [Invalid=2 /-]

Value	Label	Cases	Percentage
1	1	418	 2.4%
2	2	350	 2.0%
3	3	371	 2.1%
4	4	344	 2.0%
5	5	392	 2.3%
6	6	335	 1.9%
7	7	351	 2.0%
8	8	364	 2.1%
9	9	329	 1.9%
10	10	437	 2.5%
11	11	344	 2.0%
12	12	434	 2.5%
13	13	327	 1.9%
14	14	345	 2.0%
15	15	535	 3.1%
16	16	308	 1.8%
17	17	293	 1.7%
18	18	299	 1.7%
19	19	243	 1.4%
20	20	412	 2.4%
21	21	241	 1.4%
22	22	291	 1.7%
23	23	303	 1.7%
24	24	330	 1.9%
25	25	416	 2.4%
26	26	285	 1.6%

File : GSEC2

h2q9a: What is the date of birth of [NAME]?DD

Value	Label	Cases	Percentage
27	27	334	1.9%
28	28	308	1.8%
29	29	210	1.2%
30	30	283	1.6%
31	31	124	0.7%
99	99	7038	40.5%
Sysmiss		2	

Warning: these figures indicate the number of cases found in the data file. They cannot be interpreted as summary statistics of the population of interest.

h2q9b: What is the date of birth of [NAME]?Mon

Information	[Type= discrete] [Format=numeric] [Range= 1-99] [Missing=*]
Statistics [NW/ W]	[Valid=17394 /-] [Invalid=2 /-]

Value	Label	Cases	Percentage
1	January	867	5.0%
2	February	962	5.5%
3	March	927	5.3%
4	April	1077	6.2%
5	May	990	5.7%
6	June	992	5.7%
7	July	931	5.4%
8	August	1038	6.0%
9	September	913	5.2%
10	October	1032	5.9%
11	November	987	5.7%
12	December	1166	6.7%
99	DK	5512	31.7%
Sysmiss		2	

Warning: these figures indicate the number of cases found in the data file. They cannot be interpreted as summary statistics of the population of interest.

h2q9c: What is the date of birth of [NAME]?Year

Information	[Type= continuous] [Format=numeric] [Range= 31-2014] [Missing=*]
Statistics [NW/ W]	[Valid=17394 /-] [Invalid=2 /-]

h2q10: What is the present marital status of [NAME]?

Information	[Type= discrete] [Format=numeric] [Range= 1-5] [Missing=*]
Statistics [NW/ W]	[Valid=11864 /-] [Invalid=5532 /-]



Value	Label	Cases	Percentage
1	Married monogamously	3626	30.6%
2	Married polygamously	1013	8.5%
3	Divorced / Separated	541	4.6%
4	Widow/Widower	571	4.8%
5	Never married	6113	51.5%
Sysmiss		5532	

Warning: these figures indicate the number of cases found in the data file. They cannot be interpreted as summary statistics of the population of interest.

File : GSEC2

h2q11: Is this person still a member at visit 2






Information	[Type= discrete] [Format=numeric] [Range= 1-2] [Missing=*]
Statistics [NW/ W]	[Valid=17212 /-] [Invalid=184 /-]

Value	Label	Cases	Percentage
1	Yes	16884	 98.1%
2	No	328	 1.9%
Sysmiss		184	

Warning: these figures indicate the number of cases found in the data file. They cannot be interpreted as summary statistics of the population of interest.

h2q13_1: Where did [NAME] go?[REGION]
















Information	[Type= discrete] [Format=numeric] [Range= 1-5] [Missing=*]
Statistics [NW/ W]	[Valid=239 /-] [Invalid=17157 /-]

Value	Label	Cases	Percentage
1	Central	82	 34.3%
2	Eastern	52	 21.8%
3	Northern	51	 21.3%
4	Western	50	 20.9%
5	OUT OF COUNTRY	4	 1.7%
Sysmiss		17157	

Warning: these figures indicate the number of cases found in the data file. They cannot be interpreted as summary statistics of the population of interest.

h2q13_2: Where did [NAME] go?[COUNTRY/DISTRICT]

Information	[Type= discrete] [Format=numeric] [Range= 101-536] [Missing=*]
Statistics [NW/ W]	[Valid=255 /-] [Invalid=17141 /-]

Value	Label	Cases	Percentage
101	Kalangala	0	
102	Kampala	29	 11.4%
103	Kiboga	1	 0.4%
104	Luwero	1	 0.4%
105	Masaka	4	 1.6%
106	Mpigi	13	 5.1%
107	Mubende	3	 1.2%
108	Mukono	8	 3.1%
109	Nakasongola	0	
110	Rakai	3	 1.2%
111	Sembabule	2	 0.8%
112	Kayunga	2	 0.8%
113	Wakiso	6	 2.4%
114	Lyantonde	1	 0.4%
115	Mityana	5	 2.0%
116	Nakaseke	0	
117	Buikwe	4	 1.6%
118	Bukomasimbi	1	 0.4%
119	Butambala	0	
120	Buvuma	0	

File : GSEC2

h2q13_2: Where did [NAME] go?[COUNTRY/DISTRICT]

Value	Label	Cases	Percentage
121	Gomba	0	
122	Kalungu	1	0.4%
123	Kyankwanzi	0	
124	Lwengo	2	0.8%
201	Bugiri	3	1.2%
202	Busia	1	0.4%
203	Iganga	4	1.6%
204	Jinja	9	3.5%
205	Kamuli	5	2.0%
206	Kapchorwa	0	
207	Katakwi	0	
208	Kumi	7	2.7%
209	Mbale	5	2.0%
210	Pallisa	0	
211	Soroti	0	
212	Tororo	4	1.6%
213	Kaberaido	0	
214	Mayuge	2	0.8%
215	Sironko	2	0.8%
216	Amuria	0	
217	Budaka	1	0.4%
218	Bududa	2	0.8%
219	Bukedea	1	0.4%
220	Bukwo	0	
221	Butaleja	1	0.4%
222	Kaliro	1	0.4%
223	Manafwa	0	
224	Namutumba	1	0.4%
225	Bulambuli	0	
226	Buyende	2	0.8%
227	Kibuku	0	
228	Kween	0	
229	Luuka	1	0.4%
230	Namayingo	2	0.8%
231	Ngora	0	
232	Serere	0	
301	Adjumani	0	
302	Apac	6	2.4%
303	Arua	1	0.4%
304	Gulu	5	2.0%
305	Kitgum	2	0.8%
306	Kotido	0	
307	Lira	5	2.0%

File : GSEC2

h2q13_2: Where did [NAME] go?[COUNTRY/DISTRICT]

Value	Label	Cases	Percentage
308	Moroto	5	2.0%
309	Moyo	0	
310	Nebbi	5	2.0%
311	Nakapiripirit	1	0.4%
312	Pader	7	2.7%
313	Yumbe	0	
314	Abim	0	
315	Amolatar	2	0.8%
316	Amuru	0	
317	Dokolo	1	0.4%
318	Kaabong	0	
319	Koboko	0	
320	Maracha	0	
321	Oyam	8	3.1%
322	Agago	1	0.4%
323	Alebtong	1	0.4%
324	Amudat	0	
325	Kole	4	1.6%
326	Lamwo	0	
327	Napak	0	
328	Nwoya	0	
329	Otuke	0	
330	Zombo	0	
401	Bundibugyo	0	
402	Bushenyi	2	0.8%
403	Hoima	3	1.2%
404	Kabale	6	2.4%
405	Kabarole	6	2.4%
406	Kasese	2	0.8%
407	Kibaale	7	2.7%
408	Kisoro	0	
409	Masindi	8	3.1%
410	Mbarara	2	0.8%
411	Ntungamo	4	1.6%
412	Rukungiri	1	0.4%
413	Kamwenge	0	
414	Kanungu	0	
415	Kyenjojo	3	1.2%
416	Buliisa	1	0.4%
417	Ibanda	3	1.2%
418	Isingiro	2	0.8%
419	Kiruhura	0	
420	Buhweju	0	

File : GSEC2

h2q13_2: Where did [NAME] go?[COUNTRY/DISTRICT]

Value	Label	Cases	Percentage
421	Kiryandongo	0	
422	Kyegegwa	6	2.4%
423	Mitooma	0	
424	Ntoroko	1	0.4%
425	Rubirizi	0	
426	Sheema	0	
501	Australia	0	
502	Botswana	0	
503	Canada	0	
504	France	0	
505	Germany	0	
506	India	0	
507	Iraq	0	
508	Japan	0	
509	Kenya	1	0.4%
510	Lesotho	0	
511	Libya	0	
512	Namibia	0	
513	Rwanda	0	
514	Saudi Arabia	0	
515	South Africa	0	
516	Sudan	0	
517	Swaziland	0	
518	Tanzania	1	0.4%
519	United Arab Emirates	0	
520	United Kingdom	0	
521	United States of America	0	
522	Yemen	0	
523	Zambia	0	
524	Burundi	0	
525	China	0	
526	Malaysia	0	
527	Dubai	0	
528	Thailand	0	
529	Hong Kong	0	
530	Drc	1	0.4%
531	Somalia	0	
532	Central And Latin America	0	
533	Oceania	0	
534	Non – Ugandan – Not Stated	0	
535	Other Africa	1	0.4%
536	Other Europe	0	
Sysmiss		17141	

Warning: these figures indicate the number of cases found in the data file. They cannot be interpreted as summary statistics of the population of interest.

File : GSEC2

wgt_X: Cross sectional weight for 2013_2014 panel survey

Information	[Type= continuous] [Format=numeric] [Range= 314.975738525391-6452.8603515625] [Missing=*]
Statistics [NW/ W]	[Valid=17396 /-] [Invalid=0 /-]

File : GSEC3

HHID: Household Unique Identifier in 2013/14

Information [Type= discrete] [Format=character] [Missing=*]

Statistics [NW/ W] [Valid=17378 /-] [Invalid=0 /-]

PID: PERSON IDENTIFIER

Information [Type= discrete] [Format=character] [Missing=*]

Statistics [NW/ W] [Valid=17377 /-] [Invalid=0 /-]

h2q1: MEMBER NUMBER ADDED FOR EACH PERSON IN THE HOUSEHOLD

Information [Type= discrete] [Format=numeric] [Range= 1-94] [Missing=*]

Statistics [NW/ W] [Valid=17377 /-] [Invalid=1 /-]

Value	Label	Cases	Percentage
1		3074	17.7%
2		2749	15.8%
3		2423	13.9%
4		2173	12.5%
5		1866	10.7%
6		1470	8.5%
7		1125	6.5%
8		820	4.7%
9		575	3.3%
10		362	2.1%
11		253	1.5%
12		157	0.9%
13		98	0.6%
14		63	0.4%
15		47	0.3%
16		33	0.2%
17		24	0.1%
18		15	0.1%
19		12	0.1%
20		7	0.0%
21		7	0.0%
22		3	0.0%
23		4	0.0%
24		3	0.0%
25		2	0.0%
26		2	0.0%
28		1	0.0%
29		1	0.0%
31		1	0.0%
32		1	0.0%
33		1	0.0%
51		1	0.0%
91		1	0.0%
92		1	0.0%

File : GSEC3




h2q1: MEMBER NUMBER ADDED FOR EACH PERSON IN THE HOUSEHOLD

Value	Label	Cases	Percentage
93		1	0.0%
94		1	0.0%
Sysmiss		1	

Warning: these figures indicate the number of cases found in the data file. They cannot be interpreted as summary statistics of the population of interest.

h3q2a: Is the natural father of [NAME] living in this household?

Information	[Type= discrete] [Format=numeric] [Range= 1-3] [Missing=*]
Statistics [NW/ W]	[Valid=17377 /-] [Invalid=1 /-]

Value	Label	Cases	Percentage
1	Yes	7194	 41.4%
2	No	5096	 29.3%
3	Dead	5087	 29.3%
Sysmiss		1	






















Warning: these figures indicate the number of cases found in the data file. They cannot be interpreted as summary statistics of the population of interest.

h3q2b: NAME OF FATHER

Information	[Type= discrete] [Format=character] [Missing=*]
Statistics [NW/ W]	[Valid=7192 /-] [Invalid=0 /-]

h3q3: What is the highest level of father's education completed?

Information	[Type= discrete] [Format=numeric] [Range= 1-99] [Missing=*]
Statistics [NW/ W]	[Valid=5092 /-] [Invalid=12286 /-]

Value	Label	Cases	Percentage
1	No formal education (*OLD*)	229	 4.5%
2	Less than primary (*OLD*)	329	 6.5%
3	Completed primary (*OLD*)	218	 4.3%
4	Completed O-level (*OLD*)	123	 2.4%
5	Completed A-level (*OLD*)	37	 0.7%
6	Completed University (*OLD*)	40	 0.8%
8	Don't know (*OLD*)	193	 3.8%
9	Other (Specify) (*OLD*)	12	 0.2%
10	Some schooling but not Completed P.1	52	 1.0%
11	Completed P.1	24	 0.5%
12	Completed P.2	78	 1.5%
13	Completed P.3	177	 3.5%
14	Completed P.4	162	 3.2%
15	Completed P.5	192	 3.8%
16	Completed P.6	277	 5.4%
17	Completed P.7	518	 10.2%
21	Completed J.1	34	 0.7%
22	Completed J.2	29	 0.6%
23	Completed J.3	19	 0.4%
31	Completed S.1	61	 1.2%
32	Completed S.2	97	 1.9%

File : GSEC3

h3q3: What is the highest level of father's education completed?

Value	Label	Cases	Percentage
33	Completed S.3	54	1.1%
34	Completed S.4	272	5.3%
35	Completed S.5	6	0.1%
36	Completed S.6	89	1.7%
41	Completed Post primary Specialized training or Certificate	73	1.4%
51	Completed Post secondary Specialized training or diploma	121	2.4%
61	Completed Degree and above	61	1.2%
70	Some primary	77	1.5%
71	Some secondary	26	0.5%
73	Never attended school	415	8.2%
99	DK	997	19.6%
Sysmiss		12286	

Warning: these figures indicate the number of cases found in the data file. They cannot be interpreted as summary statistics of the population of interest.

h3q4: What is his usual occupation?

Information	[Type= discrete] [Format=numeric] [Range= 1-99] [Missing=*]
Statistics [NW/ W]	[Valid=5093 /-] [Invalid=12285 /-]

Value	Label	Cases	Percentage
1	Paid employee	808	15.9%
4	Non-agricultural: Self-employed WITH employees	104	2.0%
5	Non-agricultural: self-employed WITHOUT employees	618	12.1%
6	Other unpaid family work	16	0.3%
7	Domestic work	37	0.7%
8	Seeking work	20	0.4%
9	Sick	60	1.2%
10	Retired	146	2.9%
11	Full-time student	12	0.2%
12	Apprentice	1	0.0%
13	Incapacitated	21	0.4%
14	Religious leader	14	0.3%
15	Child Care Activities	0	
16	Caring for elderly	1	0.0%
17	Casual Labourer	71	1.4%
18	Farming: Self-employed WITH employees	96	1.9%
19	Farming: Self-employed WITHOUT employees	2519	49.5%
20	Livestock keeping: Self-employed WITH employees	38	0.7%
21	Livestock keeping: Self-employed WITHOUT employees	67	1.3%
22	Fishing: Self-employed WITH employees	6	0.1%
23	Fishing: Self-employed WITHOUT employees	55	1.1%
24	Too young to Work	1	0.0%
88	DK	340	6.7%
99	Other (specify)	42	0.8%
Sysmiss		12285	

Warning: these figures indicate the number of cases found in the data file. They cannot be interpreted as summary statistics of the population of interest.

File : GSEC3

h3q5a: Is the natural mother of [NAME] living in this household?

Information	[Type= discrete] [Format=numeric] [Range= 1-3] [Missing=*]
Statistics [NW/ W]	[Valid=17375 /-] [Invalid=3 /-]

Value	Label	Cases	Percentage
1	Yes	8899	51.2%
2	No	5415	31.2%
3	Dead	3061	17.6%
Sysmiss		3	

Warning: these figures indicate the number of cases found in the data file. They cannot be interpreted as summary statistics of the population of interest.

h3q5b: NAME OF MOTHER

Information	[Type= discrete] [Format=character] [Missing=*]
Statistics [NW/ W]	[Valid=8903 /-] [Invalid=0 /-]

h3q6: What is the highest level of mother's education completed?

Information	[Type= discrete] [Format=numeric] [Range= 1-99] [Missing=*]
Statistics [NW/ W]	[Valid=5412 /-] [Invalid=11966 /-]

Value	Label	Cases	Percentage
1	No formal education (*OLD*)	563	10.4%
2	Less than primary (*OLD*)	362	6.7%
3	Completed primary (*OLD*)	143	2.6%
4	Completed O-level (*OLD*)	47	0.9%
5	Completed A-level (*OLD*)	11	0.2%
6	Completed University (*OLD*)	18	0.3%
8	Don't know (*OLD*)	210	3.9%
9	Other (Specify) (*OLD*)	5	0.1%
10	Some schooling but not Completed P.1	139	2.6%
11	Completed P.1	33	0.6%
12	Completed P.2	159	2.9%
13	Completed P.3	197	3.6%
14	Completed P.4	169	3.1%
15	Completed P.5	194	3.6%
16	Completed P.6	223	4.1%
17	Completed P.7	372	6.9%
21	Completed J.1	13	0.2%
22	Completed J.2	7	0.1%
23	Completed J.3	14	0.3%
31	Completed S.1	49	0.9%
32	Completed S.2	75	1.4%
33	Completed S.3	64	1.2%
34	Completed S.4	134	2.5%
35	Completed S.5	2	0.0%
36	Completed S.6	22	0.4%
41	Completed Post primary Specialized training or Certificate	29	0.5%
51	Completed Post secondary Specialized training or diploma	58	1.1%
61	Completed Degree and above	13	0.2%

File : GSEC3

h3q6: What is the highest level of mother's education completed?

Value	Label	Cases	Percentage
70	Some primary	85	1.6%
71	Some secondary	13	0.2%
73	Never attended school	971	17.9%
99	DK	1018	18.8%
Sysmiss		11966	

Warning: these figures indicate the number of cases found in the data file. They cannot be interpreted as summary statistics of the population of interest.

h3q7: What is her usual occupation?

Information	[Type= discrete] [Format=numeric] [Range= 1-99] [Missing=*]
Statistics [NW/ W]	[Valid=5412 /-] [Invalid=11966 /-]

Value	Label	Cases	Percentage
1	Paid employee	219	4.0%
4	Non-agricultural: Self-employed WITH employees	53	1.0%
5	Non-agricultural: self-employed WITHOUT employees	492	9.1%
6	Other unpaid family work	32	0.6%
7	Domestic work	426	7.9%
8	Seeking work	24	0.4%
9	Sick	122	2.3%
10	Retired	151	2.8%
11	Full-time student	4	0.1%
12	Apprentice	1	0.0%
13	Incapacitated	48	0.9%
14	Religious leader	5	0.1%
15	Child Care Activities	5	0.1%
16	Caring for elderly	0	
17	Casual Labourer	19	0.4%
18	Farming: Self-employed WITH employees	113	2.1%
19	Farming: Self-employed WITHOUT employees	3115	57.6%
20	Livestock keeping: Self-employed WITH employees	27	0.5%
21	Livestock keeping: Self-employed WITHOUT employees	58	1.1%
22	Fishing: Self-employed WITH employees	5	0.1%
23	Fishing: Self-employed WITHOUT employees	16	0.3%
24	Too young to Work	0	
88	DK	405	7.5%
99	Other (specify)	72	1.3%
Sysmiss		11966	

Warning: these figures indicate the number of cases found in the data file. They cannot be interpreted as summary statistics of the population of interest.

h3q9: What is [NAME]'s ethnic group/tribe?

Information	[Type= discrete] [Format=numeric] [Range= 11-96] [Missing=*]
Statistics [NW/ W]	[Valid=17371 /-] [Invalid=7 /-]

Value	Label	Cases	Percentage
11	Acholi	541	3.1%
12	Alur	446	2.6%

File : GSEC3

h3q9: What is [NAME]'s ethnic group/tribe?

Value	Label	Cases	Percentage
13	Baamba	10	0.1%
14	Babukusu	2	0.0%
15	Babwisi	12	0.1%
16	Bafumbira	199	1.1%
17	Baganda	3064	17.6%
18	Bagisu	949	5.5%
19	Bagungu	6	0.0%
20	Bagwe	1	0.0%
21	Bagwere	125	0.7%
22	Bahehe	0	
23	Bahororo	37	0.2%
24	Bakenyi	49	0.3%
25	Bakiga	846	4.9%
26	Bakhonzo	356	2.0%
27	Banyabindi	0	
28	Banyakole	1981	11.4%
29	Banyara	8	0.0%
30	Banyarwanda	227	1.3%
31	Banyole	260	1.5%
32	Banyoro	519	3.0%
33	Baruli	19	0.1%
34	Basamia	232	1.3%
35	Basoga	1408	8.1%
36	Basongora	0	
37	Batagwenda	10	0.1%
38	Batoro	613	3.5%
39	Batuku	0	
40	Batwa	0	
41	Chope	1	0.0%
42	Dodoth	115	0.7%
43	Ethur	51	0.3%
44	Ik (Teuso)	1	0.0%
45	Iteso	1414	8.1%
47	Japadhola	270	1.6%
48	Jie	96	0.6%
49	Jonam	15	0.1%
50	Kakwa	149	0.9%
51	Karimojong	376	2.2%
52	Kebu	0	
53	Kuku	0	
54	Kumam	68	0.4%
55	Langi	1678	9.7%
56	Lendu	2	0.0%

File : GSEC3

h3q9: What is [NAME]'s ethnic group/tribe?

Value	Label	Cases	Percentage
57	Lugbara	733	<div><div></div></div> 4.2%
58	Madi	136	<div><div></div></div> 0.8%
59	Mening	0	
60	Mvuba	0	
61	Napore	0	
62	Nubi	10	<div><div></div></div> 0.1%
63	Nyangia	0	
64	Pokot	0	
65	Sabiny	89	<div><div></div></div> 0.5%
66	So (Tepeth)	0	
67	Vonoma	0	
69	Aliba	7	<div><div></div></div> 0.0%
70	Aringa	28	<div><div></div></div> 0.2%
71	Banyabutumbi	0	
72	Banyaruguru	1	<div><div></div></div> 0.0%
73	Barundi	42	<div><div></div></div> 0.2%
74	Gimara	23	<div><div></div></div> 0.1%
75	Ngikutio	0	
76	Reli	16	<div><div></div></div> 0.1%
77	Shana	0	
96	Other (Specify)	130	<div><div></div></div> 0.7%
Sysmiss		7	

Warning: these figures indicate the number of cases found in the data file. They cannot be interpreted as summary statistics of the population of interest.

h3q10: Did [NAME] sleep under a mosquito net last night?

Information		[Type= discrete] [Format=numeric] [Range= 1-9] [Missing=*]		
Statistics [NW/ W]		[Valid=17370 /-] [Invalid=8 /-]		
Value	Label	Cases	Percentage	
1	Yes untreated net	793	<div><div></div></div>	4.6%
2	Yes, Insecticide Treated Net	9219	<div><div></div></div>	53.1%
3	No	6175	<div><div></div></div>	35.5%
9	Don't Know	1183	<div><div></div></div>	6.8%
Sysmiss		8		

Warning: these figures indicate the number of cases found in the data file. They cannot be interpreted as summary statistics of the population of interest.

h3q11: Under which kind or brand did [NAME] sleep?

Information		[Type= discrete] [Format=numeric] [Range= 1-9] [Missing=*]	
Statistics [NW/ W]		[Valid=9906 /-] [Invalid=7472 /-]	
Value	Label	Cases	Percentage
1	Olyset	2757	<div><div></div></div> 27.8%
2	Permanet	4759	<div><div></div></div> 48.0%
3	Duranet	149	<div><div></div></div> 1.5%
4	Net protect	288	<div><div></div></div> 2.9%
5	Interceptor	71	<div><div></div></div> 0.7%

File : GSEC3

h3q11: Under which kind or brand did [NAME] sleep?

Value	Label	Cases	Percentage
6	Other	75	0.8%
9	Don't Know/net not labelled	1807	18.2%
Sysmiss		7472	

Warning: these figures indicate the number of cases found in the data file. They cannot be interpreted as summary statistics of the population of interest.

h3q12: Was this net ever soaked or dipped in a liquid to repel mosquitoes or bugs durin

Information	[Type= discrete] [Format=numeric] [Range= 1-9] [Missing=*]
Statistics [NW/ W]	[Valid=10011 /-] [Invalid=7367 /-]

Value	Label	Cases	Percentage
1	Yes	1271	12.7%
2	No	8105	81.0%
3	Not Sure	533	5.3%
9		102	1.0%
Sysmiss		7367	

Warning: these figures indicate the number of cases found in the data file. They cannot be interpreted as summary statistics of the population of interest.

h3q13R: In which region was [NAME] born?

Information	[Type= discrete] [Format=numeric] [Range= 1-5] [Missing=*]
Statistics [NW/ W]	[Valid=17370 /-] [Invalid=8 /-]

Value	Label	Cases	Percentage
1	Central	4229	24.3%
2	Eastern	4709	27.1%
3	Northern	4150	23.9%
4	Western	4182	24.1%
5	OUT OF COUNTRY	100	0.6%
Sysmiss		8	

Warning: these figures indicate the number of cases found in the data file. They cannot be interpreted as summary statistics of the population of interest.












































h3q13D: In which district/ country was [NAME] born?

Information	[Type= discrete] [Format=numeric] [Range= 4-536] [Missing=*]
Statistics [NW/ W]	[Valid=17370 /-] [Invalid=8 /-]

Value	Label	Cases	Percentage
4		1	0.0%
101	Kalangala	11	0.1%
102	Kampala	738	4.2%
103	Kiboga	147	0.8%
104	Luwero	234	1.3%
105	Masaka	238	1.4%
106	Mpigi	171	1.0%
107	Mubende	221	1.3%
108	Mukono	261	1.5%
109	Nakasongola	4	0.0%
110	Rakai	339	2.0%
111	Sembabule	140	0.8%

File : GSEC3

h3q13D: In which district/ country was [NAME] born?

Value	Label	Cases	Percentage
112	Kayunga	216	 1.2%
113	Wakiso	349	 2.0%
114	Lyantonde	28	 0.2%
115	Mityana	281	 1.6%
116	Nakaseke	65	 0.4%
117	Buikwe	282	 1.6%
118	Bukomasimbi	43	 0.2%
119	Butambala	49	 0.3%
120	Buvuma	17	 0.1%
121	Gomba	23	 0.1%
122	Kalungu	123	 0.7%
123	Kyankwanzi	18	 0.1%
124	Lwengo	231	 1.3%
201	Bugiri	201	 1.2%
202	Busia	97	 0.6%
203	Iganga	245	 1.4%
204	Jinja	423	 2.4%
205	Kamuli	255	 1.5%
206	Kapchorwa	32	 0.2%
207	Katakwi	107	 0.6%
208	Kumi	267	 1.5%
209	Mbale	94	 0.5%
210	Pallisa	142	 0.8%
211	Soroti	276	 1.6%
212	Tororo	280	 1.6%
213	Kaberamaido	10	 0.1%
214	Mayuge	287	 1.7%
215	Sironko	145	 0.8%
216	Amuria	59	 0.3%
217	Budaka	14	 0.1%
218	Bududa	112	 0.6%
219	Bukedea	147	 0.8%
220	Bukwo	1	 0.0%
221	Butaleja	133	 0.8%
222	Kaliro	88	 0.5%
223	Manafwa	432	 2.5%
224	Namutumba	75	 0.4%
225	Bulambuli	121	 0.7%
226	Buyende	251	 1.4%
227	Kibuku	10	 0.1%
228	Kween	53	 0.3%
229	Luuka	92	 0.5%
230	Namayingo	147	 0.8%

File : GSEC3

h3q13D: In which district/ country was [NAME] born?

Value	Label	Cases	Percentage
231	Ngora	8	0.0%
232	Serere	105	0.6%
301	Adjumani	11	0.1%
302	Apac	272	1.6%
303	Arua	467	2.7%
304	Gulu	254	1.5%
305	Kitgum	68	0.4%
306	Kotido	159	0.9%
307	Lira	257	1.5%
308	Moroto	72	0.4%
309	Moyo	188	1.1%
310	Nebbi	164	0.9%
311	Nakapiripirit	116	0.7%
312	Pader	77	0.4%
313	Yumbe	101	0.6%
314	Abim	68	0.4%
315	Amolatar	80	0.5%
316	Amuru	13	0.1%
317	Dokolo	172	1.0%
318	Kaabong	187	1.1%
319	Koboko	147	0.8%
320	Maracha	95	0.5%
321	Oyam	280	1.6%
322	Agago	105	0.6%
323	Alebtong	195	1.1%
324	Amudat	3	0.0%
325	Kole	284	1.6%
326	Lamwo	3	0.0%
327	Napak	67	0.4%
328	Nwoya	2	0.0%
329	Otuke	87	0.5%
330	Zombo	156	0.9%
401	Bundibugyo	24	0.1%
402	Bushenyi	182	1.0%
403	Hoima	258	1.5%
404	Kabale	239	1.4%
405	Kabarole	290	1.7%
406	Kasese	312	1.8%
407	Kibaale	211	1.2%
408	Kisoro	169	1.0%
409	Masindi	97	0.6%
410	Mbarara	327	1.9%
411	Ntungamo	416	2.4%

File : GSEC3

h3q13D: In which district/ country was [NAME] born?

Value	Label	Cases	Percentage
412	Rukungiri	220	<div><div></div></div> 1.3%
413	Kamwenge	35	<div><div></div></div> 0.2%
414	Kanungu	70	<div><div></div></div> 0.4%
415	Kyenjojo	261	<div><div></div></div> 1.5%
416	Buliisa	4	<div><div></div></div> 0.0%
417	Ibanda	282	<div><div></div></div> 1.6%
418	Isingiro	267	<div><div></div></div> 1.5%
419	Kiruhura	118	<div><div></div></div> 0.7%
420	Buhweju	112	<div><div></div></div> 0.6%
421	Kiryandongo	5	<div><div></div></div> 0.0%
422	Kyegegwa	73	<div><div></div></div> 0.4%
423	Mitooma	75	<div><div></div></div> 0.4%
424	Ntoroko	32	<div><div></div></div> 0.2%
425	Rubirizi	4	<div><div></div></div> 0.0%
426	Sheema	98	<div><div></div></div> 0.6%
501	Australia	0	
502	Botswana	0	
503	Canada	0	
504	France	0	
505	Germany	0	
506	India	1	<div><div></div></div> 0.0%
507	Iraq	0	
508	Japan	0	
509	Kenya	16	<div><div></div></div> 0.1%
510	Lesotho	0	
511	Libya	0	
512	Namibia	0	
513	Rwanda	24	<div><div></div></div> 0.1%
514	Saudi Arabia	0	
515	South Africa	0	
516	Sudan	14	<div><div></div></div> 0.1%
517	Swaziland	0	
518	Tanzania	8	<div><div></div></div> 0.0%
519	United Arab Emirates	0	
520	United Kingdom	0	
521	United States of America	0	
522	Yemen	0	
523	Zambia	0	
524	Burundi	7	<div><div></div></div> 0.0%
525	China	0	
526	Malaysia	0	
527	Dubai	0	
528	Thailand	0	

File : GSEC3

h3q13D: In which district/ country was [NAME] born?

Value	Label	Cases	Percentage
529	Hong Kong	0	
530	Drc	21	0.1%
531	Somalia	2	0.0%
532	Central And Latin America	0	
533	Oceania	0	
534	Non – Ugandan – Not Stated	0	
535	Other Africa	7	0.0%
536	Other Europe	0	
Sysmiss		8	

Warning: these figures indicate the number of cases found in the data file. They cannot be interpreted as summary statistics of the population of interest.

h3q14R: In which region did [NAME] live 5 years ago?

Information	[Type= discrete] [Format=numeric] [Range= 1-5] [Missing=*]
Statistics [NW/ W]	[Valid=5874 /-] [Invalid=11504 /-]

Value	Label	Cases	Percentage
1	Central	2075	35.3%
2	Eastern	1303	22.2%
3	Northern	1361	23.2%
4	Western	1106	18.8%
5	OUT OF COUNTRY	29	0.5%
Sysmiss		11504	

Warning: these figures indicate the number of cases found in the data file. They cannot be interpreted as summary statistics of the population of interest.

h3q14D: In which district/ country did [NAME] live 5 years ago?

Information	[Type= discrete] [Format=numeric] [Range= 101-536] [Missing=*]
Statistics [NW/ W]	[Valid=5878 /-] [Invalid=11500 /-]

Value	Label	Cases	Percentage
101	Kalangala	7	0.1%
102	Kampala	513	8.7%
103	Kiboga	65	1.1%
104	Luwero	83	1.4%
105	Masaka	82	1.4%
106	Mpigi	79	1.3%
107	Mubende	124	2.1%
108	Mukono	106	1.8%
109	Nakasongola	2	0.0%
110	Rakai	136	2.3%
111	Sembabule	58	1.0%
112	Kayunga	86	1.5%
113	Wakiso	239	4.1%
114	Lyantonde	16	0.3%
115	Mityana	116	2.0%
116	Nakaseke	11	0.2%
117	Buikwe	117	2.0%

File : GSEC3

h3q14D: In which district/ country did [NAME] live 5 years ago?

Value	Label	Cases	Percentage
118	Bukomasimbi	20	0.3%
119	Butambala	12	0.2%
120	Buvuma	11	0.2%
121	Gomba	7	0.1%
122	Kalungu	57	1.0%
123	Kyankwanzi	10	0.2%
124	Lwengo	121	2.1%
201	Bugiri	87	1.5%
202	Busia	19	0.3%
203	Iganga	95	1.6%
204	Jinja	135	2.3%
205	Kamuli	85	1.4%
206	Kapchorwa	10	0.2%
207	Katakwi	8	0.1%
208	Kumi	49	0.8%
209	Mbale	40	0.7%
210	Pallisa	32	0.5%
211	Soroti	59	1.0%
212	Tororo	94	1.6%
213	Kaberamaido	5	0.1%
214	Mayuge	115	2.0%
215	Sironko	46	0.8%
216	Amuria	8	0.1%
217	Budaka	2	0.0%
218	Bududa	19	0.3%
219	Bukedea	21	0.4%
220	Bukwo	1	0.0%
221	Butaleja	28	0.5%
222	Kaliro	21	0.4%
223	Manafwa	86	1.5%
224	Namutumba	35	0.6%
225	Bulambuli	26	0.4%
226	Buyende	66	1.1%
227	Kibuku	0	
228	Kween	20	0.3%
229	Luuka	16	0.3%
230	Namayingo	46	0.8%
231	Ngora	1	0.0%
232	Serere	28	0.5%
301	Adjumani	2	0.0%
302	Apac	93	1.6%
303	Arua	194	3.3%
304	Gulu	107	1.8%













File : GSEC3

h3q14D: In which district/ country did [NAME] live 5 years ago?

Value	Label	Cases	Percentage
305	Kitgum	24	0.4%
306	Kotido	20	0.3%
307	Lira	107	1.8%
308	Moroto	8	0.1%
309	Moyo	86	1.5%
310	Nebbi	67	1.1%
311	Nakapiripirit	16	0.3%
312	Pader	22	0.4%
313	Yumbe	42	0.7%
314	Abim	6	0.1%
315	Amolatar	16	0.3%
316	Amuru	4	0.1%
317	Dokolo	36	0.6%
318	Kaabong	11	0.2%
319	Koboko	75	1.3%
320	Maracha	40	0.7%
321	Oyam	105	1.8%
322	Agago	40	0.7%
323	Alebtong	49	0.8%
324	Amudat	0	
325	Kole	84	1.4%
326	Lamwo	0	
327	Napak	3	0.1%
328	Nwoya	1	0.0%
329	Otuke	22	0.4%
330	Zombo	81	1.4%
401	Bundibugyo	7	0.1%
402	Bushenyi	37	0.6%
403	Hoima	78	1.3%
404	Kabale	32	0.5%
405	Kabarole	103	1.8%
406	Kasese	95	1.6%
407	Kibaale	93	1.6%
408	Kisoro	19	0.3%
409	Masindi	49	0.8%
410	Mbarara	96	1.6%
411	Ntungamo	69	1.2%
412	Rukungiri	31	0.5%
413	Kamwenge	14	0.2%
414	Kanungu	20	0.3%
415	Kyenjojo	72	1.2%
416	Buliisa	3	0.1%
417	Ibanda	83	1.4%

File : GSEC3

h3q14D: In which district/ country did [NAME] live 5 years ago?

Value	Label	Cases	Percentage
418	Isingiro	51	 0.9%
419	Kiruhura	35	 0.6%
420	Buhweju	22	 0.4%
421	Kiryandongo	8	 0.1%
422	Kyegegwa	44	 0.7%
423	Mitooma	11	 0.2%
424	Ntoroko	18	 0.3%
425	Rubirizi	2	 0.0%
426	Sheema	15	 0.3%
501	Australia	0	
502	Botswana	0	
503	Canada	0	
504	France	0	
505	Germany	0	
506	India	0	
507	Iraq	0	
508	Japan	0	
509	Kenya	4	 0.1%
510	Lesotho	0	
511	Libya	0	
512	Namibia	0	
513	Rwanda	6	 0.1%
514	Saudi Arabia	0	
515	South Africa	0	
516	Sudan	4	 0.1%
517	Swaziland	0	
518	Tanzania	1	 0.0%
519	United Arab Emirates	0	
520	United Kingdom	0	
521	United States of America	0	
522	Yemen	0	
523	Zambia	0	
524	Burundi	0	
525	China	0	
526	Malaysia	0	
527	Dubai	0	
528	Thailand	0	
529	Hong Kong	0	
530	Drc	10	 0.2%
531	Somalia	1	 0.0%
532	Central And Latin America	0	
533	Oceania	0	
534	Non – Ugandan – Not Stated	0	

File : GSEC3

h3q14D: In which district/ country did [NAME] live 5 years ago?

Value	Label	Cases	Percentage
535	Other Africa	3	0.1%
536	Other Europe	0	
Sysmiss		11500	

Warning: these figures indicate the number of cases found in the data file. They cannot be interpreted as summary statistics of the population of interest.

h3q15: How many years has [NAME] lived in this place/village?(Record 100 if Since Birth

Information	[Type= continuous] [Format=numeric] [Range= 0-100] [Missing=*]
Statistics [NW/ W]	[Valid=17362 /-] [Invalid=16 /-]

h3q16R: In which region did [NAME] live before moving to current place of residence?

Information	[Type= discrete] [Format=numeric] [Range= 1-5] [Missing=*]
Statistics [NW/ W]	[Valid=6145 /-] [Invalid=11233 /-]

Value	Label	Cases	Percentage
1	Central	2029	33.0%
2	Eastern	1422	23.1%
3	Northern	1371	22.3%
4	Western	1245	20.3%
5	OUT OF COUNTRY	78	1.3%
Sysmiss		11233	

Warning: these figures indicate the number of cases found in the data file. They cannot be interpreted as summary statistics of the population of interest.

h3q16D: In which district/ country did [NAME] live before moving to current place of res

Information	[Type= discrete] [Format=numeric] [Range= 101-536] [Missing=*]
Statistics [NW/ W]	[Valid=6150 /-] [Invalid=11228 /-]

Value	Label	Cases	Percentage
101	Kalangala	6	0.1%
102	Kampala	493	8.0%
103	Kiboga	59	1.0%
104	Luwero	113	1.8%
105	Masaka	153	2.5%
106	Mpigi	110	1.8%
107	Mubende	123	2.0%
108	Mukono	152	2.5%
109	Nakasongola	5	0.1%
110	Rakai	127	2.1%
111	Sembabule	39	0.6%
112	Kayunga	88	1.4%
113	Wakiso	208	3.4%
114	Lyantonde	26	0.4%
115	Mityana	106	1.7%
116	Nakaseke	14	0.2%
117	Buikwe	62	1.0%
118	Bukomasimbi	9	0.1%
119	Butambala	14	0.2%

File : GSEC3

h3q16D: In which district/ country did [NAME] live before moving to current place of res

Value	Label	Cases	Percentage
120	Buvuma	3	0.0%
121	Gomba	18	0.3%
122	Kalungu	40	0.7%
123	Kyankwanzi	4	0.1%
124	Lwengo	60	1.0%
201	Bugiri	65	1.1%
202	Busia	31	0.5%
203	Iganga	109	1.8%
204	Jinja	139	2.3%
205	Kamuli	106	1.7%
206	Kapchorwa	16	0.3%
207	Katakwi	21	0.3%
208	Kumi	51	0.8%
209	Mbale	49	0.8%
210	Pallisa	44	0.7%
211	Soroti	73	1.2%
212	Tororo	134	2.2%
213	Kaberamaido	7	0.1%
214	Mayuge	63	1.0%
215	Sironko	56	0.9%
216	Amuria	5	0.1%
217	Budaka	6	0.1%
218	Bududa	23	0.4%
219	Bukedea	21	0.3%
220	Bukwo	1	0.0%
221	Butaleja	35	0.6%
222	Kaliro	41	0.7%
223	Manafwa	82	1.3%
224	Namutumba	43	0.7%
225	Bulambuli	28	0.5%
226	Buyende	59	1.0%
227	Kibuku	4	0.1%
228	Kween	23	0.4%
229	Luuka	24	0.4%
230	Namayingo	29	0.5%
231	Ngora	7	0.1%
232	Serere	27	0.4%
301	Adjumani	9	0.1%
302	Apac	88	1.4%
303	Arua	202	3.3%
304	Gulu	115	1.9%
305	Kitgum	30	0.5%
306	Kotido	19	0.3%

File : GSEC3

h3q16D: In which district/ country did [NAME] live before moving to current place of res

Value	Label	Cases	Percentage
307	Lira	152	2.5%
308	Moroto	8	0.1%
309	Moyo	76	1.2%
310	Nebbi	72	1.2%
311	Nakapiripirit	15	0.2%
312	Pader	34	0.6%
313	Yumbe	36	0.6%
314	Abim	8	0.1%
315	Amolatar	18	0.3%
316	Amuru	5	0.1%
317	Dokolo	36	0.6%
318	Kaabong	14	0.2%
319	Koboko	59	1.0%
320	Maracha	41	0.7%
321	Oyam	90	1.5%
322	Agago	36	0.6%
323	Alebtong	33	0.5%
324	Amudat	3	0.0%
325	Kole	71	1.2%
326	Lamwo	1	0.0%
327	Napak	4	0.1%
328	Nwoya	1	0.0%
329	Otuke	28	0.5%
330	Zombo	67	1.1%
401	Bundibugyo	10	0.2%
402	Bushenyi	62	1.0%
403	Hoima	69	1.1%
404	Kabale	86	1.4%
405	Kabarole	105	1.7%
406	Kasese	97	1.6%
407	Kibaale	92	1.5%
408	Kisoro	23	0.4%
409	Masindi	59	1.0%
410	Mbarara	96	1.6%
411	Ntungamo	86	1.4%
412	Rukungiri	58	0.9%
413	Kamwenge	34	0.6%
414	Kanungu	25	0.4%
415	Kyenjojo	78	1.3%
416	Buliisa	3	0.0%
417	Ibanda	44	0.7%
418	Isingiro	50	0.8%
419	Kiruhura	60	1.0%

File : GSEC3

h3q16D: In which district/ country did [NAME] live before moving to current place of res

Value	Label	Cases	Percentage
420	Buhweju	16	0.3%
421	Kiryandongo	5	0.1%
422	Kyegegwa	31	0.5%
423	Mitooma	20	0.3%
424	Ntoroko	8	0.1%
425	Rubirizi	4	0.1%
426	Sheema	26	0.4%
501	Australia	0	
502	Botswana	0	
503	Canada	0	
504	France	0	
505	Germany	0	
506	India	0	
507	Iraq	0	
508	Japan	0	
509	Kenya	19	0.3%
510	Lesotho	0	
511	Libya	0	
512	Namibia	0	
513	Rwanda	13	0.2%
514	Saudi Arabia	0	
515	South Africa	0	
516	Sudan	20	0.3%
517	Swaziland	0	
518	Tanzania	6	0.1%
519	United Arab Emirates	0	
520	United Kingdom	0	
521	United States of America	0	
522	Yemen	0	
523	Zambia	0	
524	Burundi	1	0.0%
525	China	0	
526	Malaysia	0	
527	Dubai	0	
528	Thailand	0	
529	Hong Kong	0	
530	Drc	15	0.2%
531	Somalia	1	0.0%
532	Central And Latin America	0	
533	Oceania	0	
534	Non – Ugandan – Not Stated	0	
535	Other Africa	3	0.0%
536	Other Europe	0	

File : GSEC3

h3q16D: In which district/ country did [NAME] live before moving to current place of res

Value	Label	Cases	Percentage
Sysmiss		11228	

Warning: these figures indicate the number of cases found in the data file. They cannot be interpreted as summary statistics of the population of interest.

h3q18: What was the main reason for moving to the current place of residence?

Information	[Type= discrete] [Format=numeric] [Range= 1-96] [Missing=*]
Statistics [NW/ W]	[Valid=6145 /-] [Invalid=11233 /-]

Value	Label	Cases	Percentage
1	To look for work	609	9.9%
2	Other income reasons	1018	16.6%
3	Drought, flood or other weather related condition	12	0.2%
4	Eviction	3	0.0%
5	Other land related problems	223	3.6%
6	Illness, injury	17	0.3%
7	Disability	6	0.1%
8	Education	259	4.2%
9	Marriage	1557	25.3%
10	Divorce	111	1.8%
11	To escape insecurity	84	1.4%
12	To return home from displacement	123	2.0%
13	Abduction	15	0.2%
14	Follow/join family	1829	29.8%
96	Other (specify)	279	4.5%
Sysmiss		11233	

Warning: these figures indicate the number of cases found in the data file. They cannot be interpreted as summary statistics of the population of interest.

h3q19: no of other places did [NAME] lived for 6+ months at one time since 2008/09?

Information	[Type= discrete] [Format=numeric] [Range= 0-14] [Missing=*]
Statistics [NW/ W]	[Valid=6145 /-] [Invalid=11233 /-]

Value	Label	Cases	Percentage
0		3013	49.0%
1		2170	35.3%
2		799	13.0%
3		137	2.2%
4		12	0.2%
5		8	0.1%
6		1	0.0%
7		1	0.0%
8		1	0.0%
10		1	0.0%
11		1	0.0%
14		1	0.0%
Sysmiss		11233	

Warning: these figures indicate the number of cases found in the data file. They cannot be interpreted as summary statistics of the population of interest.

File : GSEC3

wgt_X: Cross sectional weight for 2013_2014 panel survey

Information	[Type= continuous] [Format=numeric] [Range= 314.975738525391-6452.8603515625] [Missing=*]
Statistics [NW/ W]	[Valid=17378 /-] [Invalid=0 /-]

File : GSEC4			
# HHID: Household Unique Identifier in 2013/14			
Information	[Type= discrete] [Format=character] [Missing=*]		
Statistics [NW/ W]	[Valid=15691 /-] [Invalid=0 /-]		
# PID: PID			
Information	[Type= discrete] [Format=character] [Missing=*]		
Statistics [NW/ W]	[Valid=15691 /-] [Invalid=0 /-]		
# h4q2: IS [NAME] ANSWERING FOR HIMSELF OR HERSELF?			
Information	[Type= discrete] [Format=numeric] [Range= 1-2] [Missing=*]		
Statistics [NW/ W]	[Valid=15691 /-] [Invalid=0 /-]		
Value	Label	Cases	Percentage
1	Yes	4311	<div><div></div></div> 27.5%
2	No	11380	<div><div></div></div> 72.5%
Warning: these figures indicate the number of cases found in the data file. They cannot be interpreted as summary statistics of the population of interest.			
# h4q3: WHAT IS THE NAME OF THE PERSON RESPONDING FOR [NAME]?			
Information	[Type= discrete] [Format=character] [Missing=*]		
Statistics [NW/ W]	[Valid=11389 /-] [Invalid=0 /-]		
# h4q4: Can [NAME] read and write with understanding in any language?			
Information	[Type= discrete] [Format=numeric] [Range= 1-5] [Missing=*]		
Statistics [NW/ W]	[Valid=15691 /-] [Invalid=0 /-]		
Value	Label	Cases	Percentage
1	Unable to read and write	5296	<div><div></div></div> 33.8%
2	Able to read only	550	<div><div></div></div> 3.5%
4	Able to read and write	9827	<div><div></div></div> 62.6%
5	Uses braille	18	<div><div></div></div> 0.1%
Warning: these figures indicate the number of cases found in the data file. They cannot be interpreted as summary statistics of the population of interest.			
# h4q5: Has [NAME] ever attended any formal school?			
Information	[Type= discrete] [Format=numeric] [Range= 1-3] [Missing=*]		
Statistics [NW/ W]	[Valid=15691 /-] [Invalid=0 /-]		
Value	Label	Cases	Percentage
1	Never attended	2419	<div><div></div></div> 15.4%
2	Attended school in the past	6213	<div><div></div></div> 39.6%
3	Currently attending school	7059	<div><div></div></div> 45.0%
Warning: these figures indicate the number of cases found in the data file. They cannot be interpreted as summary statistics of the population of interest.			
# h4q6: Why has [NAME] not attended school?			
Information	[Type= discrete] [Format=numeric] [Range= 1-96] [Missing=*]		
Statistics [NW/ W]	[Valid=2419 /-] [Invalid=13272 /-]		
Value	Label	Cases	Percentage
1	Too expensive	294	<div><div></div></div> 12.2%
2	Too far away	36	<div><div></div></div> 1.5%
3	Poor school quality	8	<div><div></div></div> 0.3%
4	Had to help at home	175	<div><div></div></div> 7.2%

File : GSEC4

h4q6: Why has [NAME] not attended school?

Value	Label	Cases	Percentage
5	Had to help with farm work	62	2.6%
6	Had to help with family business	2	0.1%
7	Education not useful	37	1.5%
8	Parents did not want	498	20.6%
9	Not willing to attend	87	3.6%
10	Too young	1074	44.4%
11	Orphaned	59	2.4%
12	Displaced	2	0.1%
13	Disabled	43	1.8%
14	Insecurity	10	0.4%
96	Other (specify)	32	1.3%
Sysmiss		13272	

Warning: these figures indicate the number of cases found in the data file. They cannot be interpreted as summary statistics of the population of interest.

h4q7: What was the highest grade/class that [NAME] completed?

Information	[Type= discrete] [Format=numeric] [Range= 10-99] [Missing=*]
Statistics [NW/ W]	[Valid=6213 /-] [Invalid=9478 /-]

Value	Label	Cases	Percentage
10	Some schooling but not Completed P.1	45	0.7%
11	Completed P.1	126	2.0%
12	Completed P.2	307	4.9%
13	Completed P.3	486	7.8%
14	Completed P.4	532	8.6%
15	Completed P.5	622	10.0%
16	Completed P.6	842	13.6%
17	Completed P.7	996	16.0%
21	Completed J.1	24	0.4%
22	Completed J.2	35	0.6%
23	Completed J.3	12	0.2%
31	Completed S.1	193	3.1%
32	Completed S.2	298	4.8%
33	Completed S.3	227	3.7%
34	Completed S.4	478	7.7%
35	Completed S.5	19	0.3%
36	Completed S.6	158	2.5%
41	Completed Post primary Specialized training or Certificate	213	3.4%
51	Completed Post secondary Specialized training or diploma	358	5.8%
61	Completed Degree and above	176	2.8%
99	DK	66	1.1%
Sysmiss		9478	

Warning: these figures indicate the number of cases found in the data file. They cannot be interpreted as summary statistics of the population of interest.

h4q8: What was the main reason that [NAME] left school?

Information	[Type= discrete] [Format=numeric] [Range= 1-96] [Missing=*]
-------------	---

File : GSEC4

h4q8: What was the main reason that [NAME] left school?

Statistics [NW/ W] [Valid=6214 /-] [Invalid=9477 /-]

Value	Label	Cases	Percentage
1	Completed desired schooling	536	8.6%
2	Further schooling not available	20	0.3%
3	Too expensive	3661	58.9%
4	Too far away	21	0.3%
5	Had to help at home	89	1.4%
6	Had to help with farm work	44	0.7%
7	Had to help with family business	6	0.1%
8	Poor school quality	14	0.2%
9	Parents did not want	273	4.4%
10	Not willing to attend further	570	9.2%
11	Poor academic progress	181	2.9%
12	Sickness or calamity in family	385	6.2%
13	Pregnancy	277	4.5%
96	Other (specify)	137	2.2%
Sysmiss		9477	

Warning: these figures indicate the number of cases found in the data file. They cannot be interpreted as summary statistics of the population of interest.

h4q9: What grade/class was [NAME] attending in [THE LAST COMPLETED SCHOOL YEAR]?

Information [Type= discrete] [Format=numeric] [Range= 1-99] [Missing=*]

Statistics [NW/ W] [Valid=7058 /-] [Invalid=8633 /-]

Value	Label	Cases	Percentage
1	Attending nursery, kindergarten etc (lower than P.1)	1008	14.3%
10	Attending P.1	921	13.0%
11	Attending P.2	733	10.4%
12	Attending P.3	732	10.4%
13	Attending P.4	670	9.5%
14	Attending P.5	614	8.7%
15	Attending P.6	431	6.1%
16	Attending P.7	277	3.9%
30	Attending S.1	255	3.6%
31	Attending S.2	223	3.2%
32	Attending S.3	215	3.0%
33	Attending S.4	113	1.6%
34	Attending S.5	95	1.3%
35	Attending S.6	57	0.8%
40	Attending post primary/junior specialized training or certificate or diploma	48	0.7%
50	Attending Post secondary Specialized training or diploma	45	0.6%
61	Attending Degree and above	100	1.4%
88	Did not attend last year	517	7.3%
99	Don't Know	4	0.1%
Sysmiss		8633	

Warning: these figures indicate the number of cases found in the data file. They cannot be interpreted as summary statistics of the population of interest.

File : GSEC4

h4q10: What grade/class is [NAME] currently attending?

Information	[Type= discrete] [Format=numeric] [Range= 1-99] [Missing=*]		
Statistics [NW/ W]	[Valid=7058 /-] [Invalid=8633 /-]		
Value	Label	Cases	Percentage
1	Attending nursery, kindergarten etc (lower than P.1)	848	12.0%
10	Attending P.1	882	12.5%
11	Attending P.2	781	11.1%
12	Attending P.3	772	10.9%
13	Attending P.4	730	10.3%
14	Attending P.5	665	9.4%
15	Attending P.6	576	8.2%
16	Attending P.7	416	5.9%
30	Attending S.1	223	3.2%
31	Attending S.2	251	3.6%
32	Attending S.3	222	3.1%
33	Attending S.4	231	3.3%
34	Attending S.5	79	1.1%
35	Attending S.6	109	1.5%
40	Attending post primary/junior specialized training or certificate or diploma	65	0.9%
50	Attending Post secondary Specialized training or diploma	82	1.2%
61	Attending Degree and above	122	1.7%
88	Did not attend last year	2	0.0%
99	Don't Know	2	0.0%
Sysmiss		8633	

Warning: these figures indicate the number of cases found in the data file. They cannot be interpreted as summary statistics of the population of interest.

h4q10b: What is the name of the school that [NAME] attends?

Information	[Type= discrete] [Format=character] [Missing=*]
Statistics [NW/ W]	[Valid=6963 /-] [Invalid=0 /-]

h4q11: Who manages the school [NAME] attends?

Information	[Type= discrete] [Format=numeric] [Range= 1-96] [Missing=*]		
Statistics [NW/ W]	[Valid=7058 /-] [Invalid=8633 /-]		
Value	Label	Cases	Percentage
1	Government	4073	57.7%
2	Private	2743	38.9%
3	NGO	28	0.4%
4	Religious organization (Faith-based)	195	2.8%
96	Other (specify)	19	0.3%
Sysmiss		8633	

Warning: these figures indicate the number of cases found in the data file. They cannot be interpreted as summary statistics of the population of interest.

h4q12: What type of school is [NAME] currently attending?

Information	[Type= discrete] [Format=numeric] [Range= 1-3] [Missing=*]		
Statistics [NW/ W]	[Valid=7059 /-] [Invalid=8632 /-]		

File : GSEC4

h4q12: What type of school is [NAME] currently attending?

Value	Label	Cases	Percentage
1	Day	4770	<div><div></div></div> 67.6%
2	Boarding	482	<div><div></div></div> 6.8%
3	Day and Boarding	1807	<div><div></div></div> 25.6%
Sysmiss		8632	

Warning: these figures indicate the number of cases found in the data file. They cannot be interpreted as summary statistics of the population of interest.

h4q12b: Which section of the school is [NAME] currently in?

Information	[Type= discrete] [Format=numeric] [Range= 1-2] [Missing=*]
Statistics [NW/ W]	[Valid=1806 /-] [Invalid=13885 /-]

Value	Label	Cases	Percentage
1	Day section	1146	<div><div></div></div> 63.5%
2	Boarding section	660	<div><div></div></div> 36.5%
Sysmiss		13885	

Warning: these figures indicate the number of cases found in the data file. They cannot be interpreted as summary statistics of the population of interest.

h4q13: Distance to the school(in kms)

Information	[Type= continuous] [Format=numeric] [Range= 0-512] [Missing=*]
Statistics [NW/ W]	[Valid=5916 /-] [Invalid=9775 /-]

h4q14: Time to school[in Minutes]

Information	[Type= continuous] [Format=numeric] [Range= -4-300] [Missing=*]
Statistics [NW/ W]	[Valid=5916 /-] [Invalid=9775 /-]

h4q14b: What mode of transport does [NAME] usually use to travel to school?

Information	[Type= discrete] [Format=numeric] [Range= 1-11] [Missing=*]
Statistics [NW/ W]	[Valid=5917 /-] [Invalid=9774 /-]

Value	Label	Cases	Percentage
1	Walk/foot	5595	<div><div></div></div> 94.6%
2	Taxi (car)	83	<div><div></div></div> 1.4%
3	Boda-boda (motor cycle)	66	<div><div></div></div> 1.1%
4	Bus/minibus	27	<div><div></div></div> 0.5%
5	Own Motorcycle	4	<div><div></div></div> 0.1%
6	Boda-boda (Bicycle)	33	<div><div></div></div> 0.6%
8	Other (Specify)	6	<div><div></div></div> 0.1%
9	Pick/truck	3	<div><div></div></div> 0.1%
10	Own bicycle	87	<div><div></div></div> 1.5%
11	Own car	13	<div><div></div></div> 0.2%
Sysmiss		9774	

Warning: these figures indicate the number of cases found in the data file. They cannot be interpreted as summary statistics of the population of interest.

h4q15a: Amount spent on [NAME]'s school and registration fees

Information	[Type= continuous] [Format=numeric] [Range= 500-9000000] [Missing=*]
Statistics [NW/ W]	[Valid=5857 /-] [Invalid=9834 /-]

h4q15b: Amount spent on [NAME]'s uniforms and sports clothes

Information	[Type= continuous] [Format=numeric] [Range= 500-300000] [Missing=*]
-------------	---

File : GSEC4			
# h4q15b: Amount spent on [NAME]'s uniforms and sports clothes			
Statistics [NW/ W]		[Valid=4169 /-] [Invalid=11522 /-]	
# h4q15c: Amount spent on [NAME]'s books and school supplies			
Information		[Type= continuous] [Format=numeric] [Range= 300-900000] [Missing=*]	
Statistics [NW/ W]		[Valid=6567 /-] [Invalid=9124 /-]	
# h4q15d: Amount spent on [NAME]'s costs to and from school			
Information		[Type= continuous] [Format=numeric] [Range= 1000-1152000] [Missing=*]	
Statistics [NW/ W]		[Valid=1167 /-] [Invalid=14524 /-]	
# h4q15e: Amount spent on [NAME]'s boarding fees			
Information		[Type= continuous] [Format=numeric] [Range= 6000-2400000] [Missing=*]	
Statistics [NW/ W]		[Valid=492 /-] [Invalid=15199 /-]	
# h4q15f: Other expenses on [NAME]'s schooling			
Information		[Type= continuous] [Format=numeric] [Range= 200-2950000] [Missing=*]	
Statistics [NW/ W]		[Valid=4477 /-] [Invalid=11214 /-]	
# h4q15g: Total amount spent on [NAME]'s schooling			
Information		[Type= continuous] [Format=numeric] [Range= 1-10920000] [Missing=*]	
Statistics [NW/ W]		[Valid=6853 /-] [Invalid=8838 /-]	
# h4q16: Is [NAME] currently receiving a scholarship or subsidy given by the government/			
Information		[Type= discrete] [Format=numeric] [Range= 1-2] [Missing=*]	
Statistics [NW/ W]		[Valid=7058 /-] [Invalid=8633 /-]	
Value	Label	Cases	Percentage
1	Yes	3308	<div><div></div></div> 46.9%
2	No	3750	<div><div></div></div> 53.1%
Sysmiss		8633	
<i>Warning: these figures indicate the number of cases found in the data file. They cannot be interpreted as summary statistics of the population of interest.</i>			
# h4q17: Source of Funding			
Information		[Type= discrete] [Format=numeric] [Range= 1-96] [Missing=*]	
Statistics [NW/ W]		[Valid=3308 /-] [Invalid=12383 /-]	
Value	Label	Cases	Percentage
1	Govt	3026	<div><div></div></div> 91.5%
2	NGO	53	<div><div></div></div> 1.6%
3	Religious organization	44	<div><div></div></div> 1.3%
4	School	41	<div><div></div></div> 1.2%
9	Don't Know	1	<div><div></div></div> 0.0%
96	Other (Specify)	143	<div><div></div></div> 4.3%
Sysmiss		12383	
<i>Warning: these figures indicate the number of cases found in the data file. They cannot be interpreted as summary statistics of the population of interest.</i>			
# h4q18: Does [NAME] get meals at school?			
Information		[Type= discrete] [Format=numeric] [Range= 1-3] [Missing=*]	
Statistics [NW/ W]		[Valid=5776 /-] [Invalid=9915 /-]	

File : GSEC4

h4q18: Does [NAME] get meals at school?

Value	Label	Cases	Percentage
1	Yes, provided free	196	<div></div> 3.4%
2	Yes, parents pay/contribute	2176	<div></div> 37.7%
3	No	3404	<div></div> 58.9%
Sysmiss		9915	

Warning: these figures indicate the number of cases found in the data file. They cannot be interpreted as summary statistics of the population of interest.

wgt_X: Cross sectional weight for 2013_2014 panel survey

Information	[Type= continuous] [Format=numeric] [Range= 314.975738525391-6452.8603515625] [Missing=*]
Statistics [NW/ W]	[Valid=15691 /-] [Invalid=0 /-]

File : GSEC5			
# HHID: Household Unique Identifier in 2013/14			
Information	[Type= discrete] [Format=character] [Missing=*]		
Statistics [NW/ W]	[Valid=17256 /-] [Invalid=0 /-]		
# PID: PID			
Information	[Type= discrete] [Format=character] [Missing=*]		
Statistics [NW/ W]	[Valid=17256 /-] [Invalid=0 /-]		
# h5q2: IS [NAME] ANSWERING FOR HIMSELF OR HERSELF?			
Information	[Type= discrete] [Format=numeric] [Range= 1-2] [Missing=*]		
Statistics [NW/ W]	[Valid=17256 /-] [Invalid=0 /-]		
Value	Label	Cases	Percentage
1	Yes	4271	<div><div></div></div> 24.8%
2	No	12985	<div><div></div></div> 75.2%
Warning: these figures indicate the number of cases found in the data file. They cannot be interpreted as summary statistics of the population of interest.			
# h5q3: WHAT IS THE NAME OF THE PERSON RESPONDING FOR [NAME]?			
Information	[Type= discrete] [Format=character] [Missing=*]		
Statistics [NW/ W]	[Valid=12986 /-] [Invalid=0 /-]		
# h5q4: During the past 30 days, did [NAME] suffer from any illness or injury?			
Information	[Type= discrete] [Format=numeric] [Range= 1-2] [Missing=*]		
Statistics [NW/ W]	[Valid=17255 /-] [Invalid=1 /-]		
Value	Label	Cases	Percentage
1	Yes	4457	<div><div></div></div> 25.8%
2	No	12798	<div><div></div></div> 74.2%
Sysmiss		1	
Warning: these figures indicate the number of cases found in the data file. They cannot be interpreted as summary statistics of the population of interest.			
# h5q5: For how many days did [NAME] suffer due to illness or injury during the past 30			
Information	[Type= continuous] [Format=numeric] [Range= 0-30] [Missing=*]		
Statistics [NW/ W]	[Valid=4457 /-] [Invalid=12799 /-]		
# h5q6: For how many days did [NAME] have to stop doing [NAME]’usual activities due to			
Information	[Type= continuous] [Format=numeric] [Range= 0-30] [Missing=*]		
Statistics [NW/ W]	[Valid=4452 /-] [Invalid=12804 /-]		
# h5q7a: Can you describe the symptoms that [NAME] primarily suffered due to the major il			
Information	[Type= discrete] [Format=numeric] [Range= 1-96] [Missing=*]		
Statistics [NW/ W]	[Valid=4457 /-] [Invalid=12799 /-]		
Value	Label	Cases	Percentage
1	Diarrhoea (acute)	162	<div><div></div></div> 3.6%
2	Diarrhoea (chronic, 1 month or more)	30	<div><div></div></div> 0.7%
3	Weight loss (major)	7	<div><div></div></div> 0.2%
4	Fever (acute)	942	<div><div></div></div> 21.1%
5	Fever (recurring)	523	<div><div></div></div> 11.7%
6	Wound	97	<div><div></div></div> 2.2%

File : GSEC5

h5q7a: Can you describe the symptoms that [NAME] primarily suffered due to the major il

Value	Label	Cases	Percentage
7	Skin rash	70	1.6%
8	Weakness	310	7.0%
9	Severe headache	484	10.9%
10	Fainting	9	0.2%
11	Chills (feeling hot and cold)	197	4.4%
12	Vomiting	86	1.9%
13	Cough	649	14.6%
14	Productive cough	141	3.2%
15	Coughing blood	10	0.2%
16	Pain on passing urine	6	0.1%
17	Genital sores	1	0.0%
18	Mental disorder	14	0.3%
19	Abdominal pain	227	5.1%
20	Sore throat	17	0.4%
21	Difficulty breathing	36	0.8%
22	Burn	3	0.1%
23	Fracture	32	0.7%
96	Other (specify)	404	9.1%
Sysmiss		12799	

Warning: these figures indicate the number of cases found in the data file. They cannot be interpreted as summary statistics of the population of interest.

h5q7b: Can you describe the symptoms that [NAME] primarily suffered due to the major il

Information	[Type= discrete] [Format=numeric] [Range= 1-96] [Missing=*]
Statistics [NW/ W]	[Valid=4280 /-] [Invalid=12976 /-]

Value	Label	Cases	Percentage
1	Diarrhoea (acute)	76	1.8%
2	Diarrhoea (chronic, 1 month or more)	22	0.5%
3	Weight loss (major)	12	0.3%
4	Fever (acute)	262	6.1%
5	Fever (recurring)	134	3.1%
6	Wound	30	0.7%
7	Skin rash	32	0.7%
8	Weakness	980	22.9%
9	Severe headache	436	10.2%
10	Fainting	12	0.3%
11	Chills (feeling hot and cold)	370	8.6%
12	Vomiting	194	4.5%
13	Cough	308	7.2%
14	Productive cough	81	1.9%
15	Coughing blood	4	0.1%
16	Pain on passing urine	6	0.1%
17	Genital sores	4	0.1%
18	Mental disorder	9	0.2%
19	Abdominal pain	165	3.9%

File : GSEC5

h5q7b: Can you describe the symptoms that [NAME] primarily suffered due to the major il

Value	Label	Cases	Percentage
20	Sore throat	32	0.7%
21	Difficulty breathing	30	0.7%
22	Burn	3	0.1%
23	Fracture	8	0.2%
40	Nothing else	693	16.2%
96	Other (specify)	377	8.8%
Sysmiss		12976	

Warning: these figures indicate the number of cases found in the data file. They cannot be interpreted as summary statistics of the population of interest.

h5q8: Was anyone consulted (e.g. a doctor, nurse, pharmacist or traditional healer) fo

Information	[Type= discrete] [Format=numeric] [Range= 1-2] [Missing=*]		
Statistics [NW/ W]	[Valid=4457 /-] [Invalid=12799 /-]		
Value	Label	Cases	Percentage
1	Yes	3826	85.8%
2	No	631	14.2%
Sysmiss		12799	

Warning: these figures indicate the number of cases found in the data file. They cannot be interpreted as summary statistics of the population of interest.

h5q9: Why was no one consulted for the major illness?

Information	[Type= discrete] [Format=numeric] [Range= 1-96] [Missing=*]		
Statistics [NW/ W]	[Valid=631 /-] [Invalid=16625 /-]		
Value	Label	Cases	Percentage
1	Illness mild	317	50.2%
2	Facility too far	70	11.1%
3	Hard to get to facility	11	1.7%
4	Too dangerous to go	0	
5	Available facilities are too costly	62	9.8%
6	No qualified staff present	0	
7	Staff attitude not good	0	
8	Too busy / long waiting time	7	1.1%
9	Facility is inaccessible	3	0.5%
10	Facility is closed	3	0.5%
11	Facility is destroyed	0	
12	Drugs not available	32	5.1%
96	Other (specify)	126	20.0%
Sysmiss		16625	

Warning: these figures indicate the number of cases found in the data file. They cannot be interpreted as summary statistics of the population of interest.

h5q10: Where did [NAME] go for the first consultation during the past 30 days?

Information	[Type= discrete] [Format=numeric] [Range= 1-96] [Missing=*]		
Statistics [NW/ W]	[Valid=3826 /-] [Invalid=13430 /-]		
Value	Label	Cases	Percentage
1	Government hospital	306	8.0%
2	Government health centre	1049	27.4%

File : GSEC5

h5q10: Where did [NAME] go for the first consultation during the past 30 days?

Value	Label	Cases	Percentage
3	Government Outreach	13	0.3%
4	Government Community Based Distributor	17	0.4%
5	Private hospital	295	7.7%
6	Pharmacy/ drug shop	854	22.3%
7	Private Doctor/ nurse/ midwife	1083	28.3%
8	Private Outreach	52	1.4%
9	NGO Community Based Distributor	14	0.4%
10	Shop	22	0.6%
11	Religious Institution	48	1.3%
12	Friend/ Relative	16	0.4%
13	Traditional Healer	29	0.8%
96	Other (specify)	28	0.7%
Sysmiss		13430	

Warning: these figures indicate the number of cases found in the data file. They cannot be interpreted as summary statistics of the population of interest.

h5q11: Distance to the place where this treatment was sought for(IN KMS)?

Information	[Type= continuous] [Format=numeric] [Range= 0-400] [Missing=*]
Statistics [NW/ W]	[Valid=3826 /-] [Invalid=13430 /-]

h5q12: What was the cost of this consultation, including any medicine prescribed even i

Information	[Type= continuous] [Format=numeric] [Range= 0-2000000] [Missing=*]
Statistics [NW/ W]	[Valid=3826 /-] [Invalid=13430 /-]

wgt_X: Cross sectional weight for 2013_2014 panel survey

Information	[Type= continuous] [Format=numeric] [Range= 314.975738525391-6452.8603515625] [Missing=*]
Statistics [NW/ W]	[Valid=17256 /-] [Invalid=0 /-]

File : GSEC6_1			
# HHID: Household Unique Identifier in 2013/14			
Information	[Type= discrete] [Format=character] [Missing=*]		
Statistics [NW/ W]	[Valid=2583 /-] [Invalid=0 /-]		
# PID: PID			
Information	[Type= discrete] [Format=character] [Missing=*]		
Statistics [NW/ W]	[Valid=2583 /-] [Invalid=0 /-]		
# h6q2: NAME OF THE RESPONDENT			
Information	[Type= discrete] [Format=character] [Missing=*]		
Statistics [NW/ W]	[Valid=2583 /-] [Invalid=0 /-]		
# h6q3: RELATIONSHIP OF RESPONDENT TO CHILD			
Information	[Type= discrete] [Format=numeric] [Range= 1-3] [Missing=*]		
Statistics [NW/ W]	[Valid=2583 /-] [Invalid=0 /-]		
Value	Label	Cases	Percentage
1	Mother	1764	<div><div></div></div> 68.3%
2	Father	457	<div><div></div></div> 17.7%
3	Other Caregiver	362	<div><div></div></div> 14.0%
Warning: these figures indicate the number of cases found in the data file. They cannot be interpreted as summary statistics of the population of interest.			
# h6q4: Age of Child (IN MONTHS)			
Information	[Type= continuous] [Format=numeric] [Range= 0-59] [Missing=*]		
Statistics [NW/ W]	[Valid=2583 /-] [Invalid=0 /-]		
# h6q6: Has [NAME] ever been breastfed in his/her life?			
Information	[Type= discrete] [Format=numeric] [Range= 1-2] [Missing=*]		
Statistics [NW/ W]	[Valid=1053 /-] [Invalid=1530 /-]		
Value	Label	Cases	Percentage
1	Yes	1021	<div><div></div></div> 97.0%
2	No	32	<div><div></div></div> 3.0%
Sysmiss		1530	
Warning: these figures indicate the number of cases found in the data file. They cannot be interpreted as summary statistics of the population of interest.			
# h6q7: How long after birth did [NAME] start breast-feeding?			
Information	[Type= discrete] [Format=numeric] [Range= 1-9] [Missing=*]		
Statistics [NW/ W]	[Valid=1020 /-] [Invalid=1563 /-]		
Value	Label	Cases	Percentage
1	0-6hrs	897	<div><div></div></div> 87.9%
2	more than 6hrs	111	<div><div></div></div> 10.9%
9	Don't know	12	<div><div></div></div> 1.2%
Sysmiss		1563	
Warning: these figures indicate the number of cases found in the data file. They cannot be interpreted as summary statistics of the population of interest.			
# h6q8: Is [NAME] breast-feeding now?			
Information	[Type= discrete] [Format=numeric] [Range= 1-9] [Missing=*]		
Statistics [NW/ W]	[Valid=1020 /-] [Invalid=1563 /-]		

File : GSEC6_1

h6q8: Is [NAME] breast-feeding now?

Value	Label	Cases	Percentage
1	Yes	798	<div><div></div></div> 78.2%
2	No	221	<div><div></div></div> 21.7%
9	Don't Know	1	0.1%
Sysmiss		1563	

Warning: these figures indicate the number of cases found in the data file. They cannot be interpreted as summary statistics of the population of interest.

h6q9: For how many months was [NAME] breast- fed?

Information	[Type= continuous] [Format=numeric] [Range= 1-27] [Missing=*]
Statistics [NW/ W]	[Valid=220 /-] [Invalid=2363 /-]

h6q10: Has [NAME] begun eating daily any food or fluids other than breast milk?

Information	[Type= discrete] [Format=numeric] [Range= 1-2] [Missing=*]
Statistics [NW/ W]	[Valid=1019 /-] [Invalid=1564 /-]

Value	Label	Cases	Percentage
1	Yes	796	<div><div></div></div> 78.1%
2	No	223	<div><div></div></div> 21.9%
Sysmiss		1564	

Warning: these figures indicate the number of cases found in the data file. They cannot be interpreted as summary statistics of the population of interest.

h6q11: Has any water, juice, breast milk substitutes, other liquids or semi-solid foods

Information	[Type= discrete] [Format=numeric] [Range= 1-2] [Missing=*]
Statistics [NW/ W]	[Valid=253 /-] [Invalid=2330 /-]

Value	Label	Cases	Percentage
1	Yes	50	<div><div></div></div> 19.8%
2	No	203	<div><div></div></div> 80.2%
Sysmiss		2330	

Warning: these figures indicate the number of cases found in the data file. They cannot be interpreted as summary statistics of the population of interest.

h6q12: At what age was [NAME] given liquid and/or food items for the first time?

Information	[Type= discrete] [Format=numeric] [Range= 0-19] [Missing=*]
Statistics [NW/ W]	[Valid=798 /-] [Invalid=1785 /-]

Value	Label	Cases	Percentage
0		19	<div><div></div></div> 2.4%
1		10	<div><div></div></div> 1.3%
2		9	<div><div></div></div> 1.1%
3		43	<div><div></div></div> 5.4%
4		92	<div><div></div></div> 11.5%
5		107	<div><div></div></div> 13.4%
6		400	<div><div></div></div> 50.1%
7		58	<div><div></div></div> 7.3%
8		27	<div><div></div></div> 3.4%
9		14	<div><div></div></div> 1.8%
10		3	<div><div></div></div> 0.4%
11		4	<div><div></div></div> 0.5%

File : GSEC6_1

h6q12: At what age was [NAME] given liquid and/or food items for the first time?

Value	Label	Cases	Percentage
12		10	1.3%
18		1	0.1%
19		1	0.1%
Sysmiss		1785	

Warning: these figures indicate the number of cases found in the data file. They cannot be interpreted as summary statistics of the population of interest.

h6q13: Since this time yesterday, how many times was [NAME] given soft food, mashed or

Information	[Type= discrete] [Format=numeric] [Range= 1-6] [Missing=*]
Statistics [NW/ W]	[Valid=791 /-] [Invalid=1792 /-]

Value	Label	Cases	Percentage
1	Never	27	3.4%
2	Once	79	10.0%
3	Two or Three	483	61.1%
4	Four to Five	148	18.7%
5	Six or more times	39	4.9%
6	Child not present at visit	15	1.9%
Sysmiss		1792	

Warning: these figures indicate the number of cases found in the data file. They cannot be interpreted as summary statistics of the population of interest.

h6q14: Has [NAME] received a Vitamin A capsule in the last 6 months?

Information	[Type= discrete] [Format=numeric] [Range= 1-9] [Missing=*]
Statistics [NW/ W]	[Valid=1051 /-] [Invalid=1532 /-]

Value	Label	Cases	Percentage
1	Yes with card	502	47.8%
2	Yes without card	305	29.0%
3	No with card	89	8.5%
4	No without card	119	11.3%
9	Don't know	36	3.4%
Sysmiss		1532	

Warning: these figures indicate the number of cases found in the data file. They cannot be interpreted as summary statistics of the population of interest.

h6q15: Where did the Vitamin A capsule come from?

Information	[Type= discrete] [Format=numeric] [Range= 1-9] [Missing=*]
Statistics [NW/ W]	[Valid=805 /-] [Invalid=1778 /-]

Value	Label	Cases	Percentage
1	On routine visit to health facility	578	71.8%
2	Sick child visit to health facility	43	5.3%
3	Child Health Days	159	19.8%
8	Other (specify)	22	2.7%
9	Don't know	3	0.4%
Sysmiss		1778	

Warning: these figures indicate the number of cases found in the data file. They cannot be interpreted as summary statistics of the population of interest.

h6q16a: Has [NAME] had diarrhea in the last 2 weeks?

Information	[Type= discrete] [Format=numeric] [Range= 1-9] [Missing=*]
-------------	--

File : GSEC6_1

h6q16a: Has [NAME] had diarrhea in the last 2 weeks?

Statistics [NW/ W] [Valid=2579 /-] [Invalid=4 /-]

Value	Label	Cases	Percentage
1	Yes	345	<div><div></div></div> 13.4%
2	No	2209	<div><div></div></div> 85.7%
9	Don't Know	25	<div><div></div></div> 1.0%
Sysmiss		4	

Warning: these figures indicate the number of cases found in the data file. They cannot be interpreted as summary statistics of the population of interest.

h6q16: During this last episode diarrhea, what treatment did [NAME] receive?

Information [Type= discrete] [Format=numeric] [Range= 1-10] [Missing=*]

Statistics [NW/ W] [Valid=324 /-] [Invalid=2259 /-]

Value	Label	Cases	Percentage
1	Fluid from ORS sachet	133	<div><div></div></div> 41.0%
2	Recommended home make fluid (sugar/salt solution)	25	<div><div></div></div> 7.7%
8	Other (specify)	103	<div><div></div></div> 31.8%
9	Don't know	22	<div><div></div></div> 6.8%
10	No treatment was offered	41	<div><div></div></div> 12.7%
Sysmiss		2259	

Warning: these figures indicate the number of cases found in the data file. They cannot be interpreted as summary statistics of the population of interest.

h6q17: If [NAME] had diarrhea, was there blood in it?

Information [Type= discrete] [Format=numeric] [Range= 1-9] [Missing=*]

Statistics [NW/ W] [Valid=345 /-] [Invalid=2238 /-]

Value	Label	Cases	Percentage
1	Yes	65	<div><div></div></div> 18.8%
2	No	278	<div><div></div></div> 80.6%
9	Don't Know	2	<div><div></div></div> 0.6%
Sysmiss		2238	

Warning: these figures indicate the number of cases found in the data file. They cannot be interpreted as summary statistics of the population of interest.

h6q19: During [NAME]'s last episode of diarrhea, did he/she drink much less, about the

Information [Type= discrete] [Format=numeric] [Range= 1-9] [Missing=*]

Statistics [NW/ W] [Valid=345 /-] [Invalid=2238 /-]

Value	Label	Cases	Percentage
1	Much less or None	141	<div><div></div></div> 40.9%
2	About the Same or Somewhat Less	143	<div><div></div></div> 41.4%
3	More	61	<div><div></div></div> 17.7%
9	Don't Know	0	
Sysmiss		2238	

Warning: these figures indicate the number of cases found in the data file. They cannot be interpreted as summary statistics of the population of interest.

h6q20: During [NAME]'s last episode of diarrhea, did he/ she eat less, about the same,

Information [Type= discrete] [Format=numeric] [Range= 1-9] [Missing=*]

Statistics [NW/ W] [Valid=345 /-] [Invalid=2238 /-]

File : GSEC6_1

h6q20: During [NAME]'s last episode of diarrhea, did he/ she eat less, about the same,

Value	Label	Cases	Percentage
1	None	20	<div><div></div></div> 5.8%
2	Much less	158	<div><div></div></div> 45.8%
3	Somewhat less	47	<div><div></div></div> 13.6%
4	About the same	103	<div><div></div></div> 29.9%
5	More	17	<div><div></div></div> 4.9%
9	Don't know	0	
Sysmiss		2238	

Warning: these figures indicate the number of cases found in the data file. They cannot be interpreted as summary statistics of the population of interest.

h6q21: Has [NAME] had a cough during which he/she breathed faster than usual with short

Information	[Type= discrete] [Format=numeric] [Range= 1-9] [Missing=*]
Statistics [NW/ W]	[Valid=1050 /-] [Invalid=1533 /-]

Value	Label	Cases	Percentage
1	Yes	252	<div><div></div></div> 24.0%
2	No	790	<div><div></div></div> 75.2%
9	Don't Know	8	<div><div></div></div> 0.8%
Sysmiss		1533	

Warning: these figures indicate the number of cases found in the data file. They cannot be interpreted as summary statistics of the population of interest.

h6q22: Has [NAME] had fever in the last two weeks?

Information	[Type= discrete] [Format=numeric] [Range= 1-9] [Missing=*]
Statistics [NW/ W]	[Valid=1049 /-] [Invalid=1534 /-]

Value	Label	Cases	Percentage
1	Yes	287	<div><div></div></div> 27.4%
2	No	755	<div><div></div></div> 72.0%
9	Don't Know	7	<div><div></div></div> 0.7%
Sysmiss		1534	

Warning: these figures indicate the number of cases found in the data file. They cannot be interpreted as summary statistics of the population of interest.

h6q24: Has [NAME] received a measles vaccination?

Information	[Type= discrete] [Format=numeric] [Range= 1-9] [Missing=*]
Statistics [NW/ W]	[Valid=1051 /-] [Invalid=1532 /-]

Value	Label	Cases	Percentage
1	Yes with card	449	<div><div></div></div> 42.7%
2	Yes with exercise book	28	<div><div></div></div> 2.7%
3	Yes from NIDS	1	<div><div></div></div> 0.1%
4	Yes from memory	256	<div><div></div></div> 24.4%
5	No with card	118	<div><div></div></div> 11.2%
6	No with exercise book	6	<div><div></div></div> 0.6%
7	No from NIDS	7	<div><div></div></div> 0.7%
8	No from memory	156	<div><div></div></div> 14.8%
9	Don't know	30	<div><div></div></div> 2.9%
Sysmiss		1532	

Warning: these figures indicate the number of cases found in the data file. They cannot be interpreted as summary statistics of the population of interest.

File : GSEC6_1

h6q25: Has [NAME] received a DPT3 vaccination?

Information [Type= discrete] [Format=numeric] [Range= 1-9] [Missing=*]

Statistics [NW/ W] [Valid=1051 /-] [Invalid=1532 /-]

Value	Label	Cases	Percentage
1	Yes with card	489	46.5%
2	Yes with exercise book	31	2.9%
3	Yes from NIDS	3	0.3%
4	Yes from memory	254	24.2%
5	No with card	66	6.3%
6	No with exercise book	4	0.4%
7	No from NIDS	4	0.4%
8	No from memory	146	13.9%
9	Don't know	54	5.1%
Sysmiss		1532	

Warning: these figures indicate the number of cases found in the data file. They cannot be interpreted as summary statistics of the population of interest.

h6q26: Does [NAME] have edema?

Information [Type= discrete] [Format=numeric] [Range= 1-2] [Missing=*]

Statistics [NW/ W] [Valid=2317 /-] [Invalid=266 /-]

Value	Label	Cases	Percentage
1	Yes	10	0.4%
2	No	2307	99.6%
Sysmiss		266	

Warning: these figures indicate the number of cases found in the data file. They cannot be interpreted as summary statistics of the population of interest.

h627b: Was [NAME] held by someone else when they were weighed?

Information [Type= discrete] [Format=numeric] [Range= 1-2] [Missing=*]

Statistics [NW/ W] [Valid=1713 /-] [Invalid=870 /-]

Value	Label	Cases	Percentage
1	Yes	308	18.0%
2	No	1405	82.0%
Sysmiss		870	

Warning: these figures indicate the number of cases found in the data file. They cannot be interpreted as summary statistics of the population of interest.

h6q28a: Length of [NAME], lying down (cm)

Information [Type= continuous] [Format=numeric] [Range= 7-104] [Missing=*]

Statistics [NW/ W] [Valid=562 /-] [Invalid=2021 /-]

h6q28b: Height of [NAME], standing up (cm)

Information [Type= continuous] [Format=numeric] [Range= 0-166] [Missing=*]

Statistics [NW/ W] [Valid=1183 /-] [Invalid=1400 /-]

h6q29: Was [NAME] weighed and measured?

Information [Type= discrete] [Format=numeric] [Range= 1-96] [Missing=*]

Statistics [NW/ W] [Valid=2313 /-] [Invalid=270 /-]

Value	Label	Cases	Percentage
1	Measured	1753	75.8%

File : GSEC6_1

h6q29: Was [NAME] weighed and measured?

Value	Label	Cases	Percentage
2	Not present	429	18.5%
3	Refused	62	2.7%
96	Other (specify)	69	3.0%
Sysmiss		270	

Warning: these figures indicate the number of cases found in the data file. They cannot be interpreted as summary statistics of the population of interest.

h6q27a: Weight of [NAME] (Kg)

Information	[Type= continuous] [Format=numeric] [Range= -10.9-98.7] [Missing=*]
Statistics [NW/ W]	[Valid=1743 /-] [Invalid=840 /-]

h627d: Weight of adult (Kg)

Information	[Type= continuous] [Format=numeric] [Range= 11.55-85.4] [Missing=*]
Statistics [NW/ W]	[Valid=306 /-] [Invalid=2277 /-]

h627c: Weight of the adult and child together (Kg)

Information	[Type= continuous] [Format=numeric] [Range= 0-94.35] [Missing=*]
Statistics [NW/ W]	[Valid=307 /-] [Invalid=2276 /-]

T3daQ29: Age in Months

Information	[Type= continuous] [Format=numeric] [Range= 0-255] [Missing=*]
Statistics [NW/ W]	[Valid=2583 /-] [Invalid=0 /-]

T3daQ30: DOB of Child (used for Anthropometric calculations)

Information	[Type= discrete] [Format=character] [Missing=*]
Statistics [NW/ W]	[Valid=2583 /-] [Invalid=0 /-]












































h6q31d: Who was holding [NAME] when weighed?

Information	[Type= discrete] [Format=character] [Missing=*]
Statistics [NW/ W]	[Valid=307 /-] [Invalid=0 /-]

Value	Label	Cases	Percentage
P00104-002		1	0.3%
P00301-003		1	0.3%
P03605-002		1	0.3%
P03810-010		1	0.3%
P03909-026		1	0.3%
P04508-012		1	0.3%
P04606-011		1	0.3%
P04913-007		1	0.3%
P04913-023		1	0.3%
P05009-005		1	0.3%
P05102-005		1	0.3%
P05406-001		1	0.3%
P05705-007		1	0.3%
P05710-002		1	0.3%
P06001-006		1	0.3%
P06006-002		1	0.3%












































File : GSEC6_1

h6q31d: Who was holding [NAME] when weighed?

Value	Label	Cases	Percentage
P06108-005		1	 0.3%
P06303-012		1	 0.3%
P06404-005		1	 0.3%
P06406-006		1	 0.3%
P06603-003		1	 0.3%
P06702-008		1	 0.3%
P06707-021		1	 0.3%
P07203-002		1	 0.3%
P07303-002		2	 0.7%
P07404-002		1	 0.3%
P07412-004		1	 0.3%
P08302-027		1	 0.3%
P08505-002		1	 0.3%
P08602-003		1	 0.3%
P09109-008		1	 0.3%
P09111-014		1	 0.3%
P09613-004		1	 0.3%
P10710-004		1	 0.3%
P10807-002		1	 0.3%
P10908-002		1	 0.3%
P10909-038		1	 0.3%
P11001-002		1	 0.3%
P11504-011		1	 0.3%
P11907-002		1	 0.3%
P12001-003		1	 0.3%
P12007-002		1	 0.3%
P12011-002		1	 0.3%
P12510-004		1	 0.3%
P12603-002		1	 0.3%
P12709-002		1	 0.3%
P12809-009		1	 0.3%
P12908-002		1	 0.3%
P12910-004		1	 0.3%
P13007-002		1	 0.3%
P13008-002		1	 0.3%
P13009-002		1	 0.3%
P13205-008		1	 0.3%
P13205-015		1	 0.3%
P13306-007		1	 0.3%
P13310-031		1	 0.3%
P14006-003		1	 0.3%
P14008-006		1	 0.3%
P14008-010		1	 0.3%

File : GSEC6_1

h6q31d: Who was holding [NAME] when weighed?

Value	Label	Cases	Percentage
P14203-003		1	 0.3%
P14207-012		1	 0.3%
P14208-007		1	 0.3%
P14302-007		1	 0.3%
P14308-007		1	 0.3%
P14401-003		1	 0.3%
P14404-007		1	 0.3%
P14404-013		1	 0.3%
P14803-001		1	 0.3%
P14803-005		1	 0.3%
P14805-002		1	 0.3%
P14908-002		1	 0.3%
P15010-009		1	 0.3%
P15305-002		1	 0.3%
P15306-001		1	 0.3%
P15905-002		1	 0.3%
P15909-018		1	 0.3%
P16205-008		1	 0.3%
P16206-008		1	 0.3%
P16304-007		1	 0.3%
P16305-005		1	 0.3%
P16308-001		1	 0.3%
P16407-009		1	 0.3%
P16702-008		1	 0.3%
P16806-001		1	 0.3%
P16807-002		1	 0.3%
P17110-004		2	 0.7%
P17201-004		1	 0.3%
P17310-002		1	 0.3%
P17410-010		1	 0.3%
P17601-003		1	 0.3%
P17709-002		1	 0.3%
P18001-006		1	 0.3%
P18104-005		1	 0.3%
P18109-002		1	 0.3%
P18202-003		1	 0.3%
P18202-010		1	 0.3%
P18202-016		1	 0.3%
P18205-002		1	 0.3%
P18307-001		1	 0.3%
P18309-003		1	 0.3%
P18607-003		1	 0.3%
P18708-006		1	 0.3%

File : GSEC6_1

h6q31d: Who was holding [NAME] when weighed?

Value	Label	Cases	Percentage
P18801-003		1	<div></div> 0.3%
P18803-001		1	<div></div> 0.3%
P18806-003		1	<div></div> 0.3%
P18807-002		1	<div></div> 0.3%
P18807-004		1	<div></div> 0.3%
P18808-004		1	<div></div> 0.3%
P19001-011		1	<div></div> 0.3%
P19008-015		1	<div></div> 0.3%
P19009-002		1	<div></div> 0.3%
P19010-008		1	<div></div> 0.3%
P19107-001		1	<div></div> 0.3%
P19203-013		1	<div></div> 0.3%
P19602-011		1	<div></div> 0.3%
P19608-001		1	<div></div> 0.3%
P19702-009		1	<div></div> 0.3%
P19702-022		1	<div></div> 0.3%
P19710-014		1	<div></div> 0.3%
P20205-002		1	<div></div> 0.3%
P20304-001		1	<div></div> 0.3%
P20305-003		1	<div></div> 0.3%
P20310-002		1	<div></div> 0.3%
P20403-002		1	<div></div> 0.3%
P20811-003		1	<div></div> 0.3%
P20903-008		1	<div></div> 0.3%
P20905-004		1	<div></div> 0.3%
P20906-013		1	<div></div> 0.3%
P21704-005		1	<div></div> 0.3%
P21709-008		1	<div></div> 0.3%
P22006-002		1	<div></div> 0.3%
P22103-002		1	<div></div> 0.3%
P22110-011		1	<div></div> 0.3%
P22110-041		1	<div></div> 0.3%
P22302-002		1	<div></div> 0.3%
P22308-002		1	<div></div> 0.3%
P22309-009		1	<div></div> 0.3%
P22502-006		1	<div></div> 0.3%
P22504-005		1	<div></div> 0.3%
P22507-001		1	<div></div> 0.3%
P23104-003		1	<div></div> 0.3%
P23402-009		1	<div></div> 0.3%
P23407-009		1	<div></div> 0.3%
P23412-008		1	<div></div> 0.3%
P23509-007		1	<div></div> 0.3%

File : GSEC6_1

h6q31d: Who was holding [NAME] when weighed?

Value	Label	Cases	Percentage
P23603-002		1	<div></div> 0.3%
P23606-001		1	<div></div> 0.3%
P23813-011		1	<div></div> 0.3%
P23905-008		1	<div></div> 0.3%
P24202-001		2	<div></div> 0.7%
P24411-001		1	<div></div> 0.3%
P24606-001		1	<div></div> 0.3%
P24809-001		1	<div></div> 0.3%
P25002-002		1	<div></div> 0.3%
P25408-013		1	<div></div> 0.3%
P25609-014		1	<div></div> 0.3%
P25610-010		1	<div></div> 0.3%
P25909-005		1	<div></div> 0.3%
P25910-001		1	<div></div> 0.3%
P26605-005		1	<div></div> 0.3%
P28209-007		1	<div></div> 0.3%
P28508-006		1	<div></div> 0.3%
P29203-002		1	<div></div> 0.3%
P29502-010		1	<div></div> 0.3%
P29603-002		1	<div></div> 0.3%
P29801-004		1	<div></div> 0.3%
P29805-001		1	<div></div> 0.3%
P29902-024		1	<div></div> 0.3%
P29902-034		1	<div></div> 0.3%
P29904-003		1	<div></div> 0.3%
P29908-006		1	<div></div> 0.3%
P30006-003		1	<div></div> 0.3%
P30309-001		1	<div></div> 0.3%
P30502-004		1	<div></div> 0.3%
P30503-006		1	<div></div> 0.3%
P30605-009		1	<div></div> 0.3%
P30608-001		1	<div></div> 0.3%
P30610-005		1	<div></div> 0.3%
P30702-012		1	<div></div> 0.3%
P30706-015		1	<div></div> 0.3%
P30802-005		1	<div></div> 0.3%
P30806-005		1	<div></div> 0.3%
P31107-005		2	<div></div> 0.7%
P31109-008		1	<div></div> 0.3%
P31702-002		1	<div></div> 0.3%
P31708-005		1	<div></div> 0.3%
P32701-005		1	<div></div> 0.3%
P33407-002		1	<div></div> 0.3%

File : GSEC6_1

h6q31d: Who was holding [NAME] when weighed?

Value	Label	Cases	Percentage
P33503-004		1	<div></div> 0.3%
P33506-002		1	<div></div> 0.3%
P33606-006		1	<div></div> 0.3%
P34004-002		1	<div></div> 0.3%
P34005-003		1	<div></div> 0.3%
P34008-002		1	<div></div> 0.3%
P34009-002		1	<div></div> 0.3%
P34102-002		1	<div></div> 0.3%
P34108-002		1	<div></div> 0.3%
P34201-002		1	<div></div> 0.3%
P34705-002		1	<div></div> 0.3%
P34707-002		1	<div></div> 0.3%
P34907-002		1	<div></div> 0.3%
P34910-007		1	<div></div> 0.3%
P35108-005		1	<div></div> 0.3%
P35403-002		1	<div></div> 0.3%
P35410-001		1	<div></div> 0.3%
P35709-004		1	<div></div> 0.3%
P35801-002		1	<div></div> 0.3%
P35902-009		1	<div></div> 0.3%
P36006-002		1	<div></div> 0.3%
P36109-002		1	<div></div> 0.3%
P36302-002		1	<div></div> 0.3%
P36310-001		1	<div></div> 0.3%
P36404-003		1	<div></div> 0.3%
P36407-002		1	<div></div> 0.3%
P36410-002		2	<div></div> 0.7%
P36503-002		1	<div></div> 0.3%
P36507-002		1	<div></div> 0.3%
P36610-001		1	<div></div> 0.3%
P36807-002		1	<div></div> 0.3%
P36908-001		1	<div></div> 0.3%
P36910-002		1	<div></div> 0.3%
P37004-002		1	<div></div> 0.3%
P37203-002		1	<div></div> 0.3%
P37204-001		1	<div></div> 0.3%
P37306-001		1	<div></div> 0.3%
P37402-003		1	<div></div> 0.3%
P37408-002		1	<div></div> 0.3%
P37509-002		1	<div></div> 0.3%
P37603-001		1	<div></div> 0.3%
P37607-001		1	<div></div> 0.3%
P37610-004		1	<div></div> 0.3%

File : GSEC6_1

h6q31d: Who was holding [NAME] when weighed?

Value	Label	Cases	Percentage
P37808-020		1	<div></div> 0.3%
P38105-002		1	<div></div> 0.3%
P38108-002		1	<div></div> 0.3%
P38210-003		1	<div></div> 0.3%
P38309-002		1	<div></div> 0.3%
P38310-001		2	<div></div> 0.7%
P38405-003		1	<div></div> 0.3%
P38501-001		1	<div></div> 0.3%
P38503-001		1	<div></div> 0.3%
P38505-002		1	<div></div> 0.3%
P38506-001		1	<div></div> 0.3%
P38604-002		1	<div></div> 0.3%
P38608-002		1	<div></div> 0.3%
P38610-001		1	<div></div> 0.3%
P38901-002		1	<div></div> 0.3%
P39005-002		1	<div></div> 0.3%
P39101-002		1	<div></div> 0.3%
P39404-001		1	<div></div> 0.3%
P39503-003		1	<div></div> 0.3%
P39605-005		1	<div></div> 0.3%
P39710-001		1	<div></div> 0.3%
P39903-002		1	<div></div> 0.3%
P39907-001		1	<div></div> 0.3%
P40008-002		1	<div></div> 0.3%
P40107-002		1	<div></div> 0.3%
P40109-003		1	<div></div> 0.3%
P40201-002		1	<div></div> 0.3%
P40204-002		1	<div></div> 0.3%
P40404-007		1	<div></div> 0.3%
P40407-002		1	<div></div> 0.3%
P40408-002		1	<div></div> 0.3%
P40504-002		1	<div></div> 0.3%
P40509-002		1	<div></div> 0.3%
P41303-002		1	<div></div> 0.3%
P41304-002		1	<div></div> 0.3%
P41403-001		1	<div></div> 0.3%
P41404-001		1	<div></div> 0.3%
P41405-001		1	<div></div> 0.3%
P41410-002		1	<div></div> 0.3%
P41606-002		1	<div></div> 0.3%
P41707-002		1	<div></div> 0.3%
P41708-002		1	<div></div> 0.3%
P41801-002		1	<div></div> 0.3%

File : GSEC6_1

h6q31d: Who was holding [NAME] when weighed?

Value	Label	Cases	Percentage
P41907-002		1	0.3%
P42302-002		1	0.3%
P42303-002		1	0.3%
P42306-002		1	0.3%
P42307-002		1	0.3%
P42501-001		1	0.3%
P42610-002		2	0.7%
P42708-002		1	0.3%
Z999		18	5.9%

Warning: these figures indicate the number of cases found in the data file. They cannot be interpreted as summary statistics of the population of interest.

wgt_X: Cross sectional weight for 2013_2014 panel survey

Information	[Type= continuous] [Format=numeric] [Range= 314.975738525391-6452.8603515625] [Missing=*]
Statistics [NW/ W]	[Valid=2583 /-] [Invalid=0 /-]

File : GSEC6_2

HHID: Household Unique Identifier in 2013/14

Information	[Type= discrete] [Format=character] [Missing=*]
Statistics [NW/ W]	[Valid=14567 /-] [Invalid=0 /-]

PID: PERSON IDENTIFIER

Information	[Type= discrete] [Format=character] [Missing=*]
Statistics [NW/ W]	[Valid=14567 /-] [Invalid=0 /-]

h6q18: During the last episode of diarrhea, did [NAME] take any of the following as tre

Information	[Type= discrete] [Format=numeric] [Range= 1-10] [Missing=*]
Statistics [NW/ W]	[Valid=14567 /-] [Invalid=0 /-]

Value	Label	Cases	Percentage
1	Fluid from ORS sachet	2818	19.3%
2	Recommended home make fluid (sugar/salt solution)	2818	19.3%
3		642	4.4%
8	Other (specify)	2763	19.0%
9	Don't know	2763	19.0%
10	No treatment was offered	2763	19.0%

Warning: these figures indicate the number of cases found in the data file. They cannot be interpreted as summary statistics of the population of interest.

h6q18_1: During the last episode of diarrhea, did [NAME] take any of the following as tre

Information	[Type= discrete] [Format=numeric] [Range= 1-9] [Missing=*]
Statistics [NW/ W]	[Valid=0 /-] [Invalid=14567 /-]

Value	Label	Cases	Percentage
1	Yes	0	
2	No	0	
9	DK	0	
Sysmiss		14567	

Warning: these figures indicate the number of cases found in the data file. They cannot be interpreted as summary statistics of the population of interest.

wgt_X: Cross sectional weight for 2013_2014 panel survey

Information	[Type= continuous] [Format=numeric] [Range= 314.975738525391-6452.8603515625] [Missing=*]
Statistics [NW/ W]	[Valid=14567 /-] [Invalid=0 /-]

File : GSEC6_3

PID: PERSON IDENTIFIER

Information [Type= discrete] [Format=character] [Missing=*]

Statistics [NW/ W] [Valid=5686 /-] [Invalid=0 /-]

Value	Label	Cases	Percentage
P00104-007		15	0.3%
P00803-009		15	0.3%
P00809-010		15	0.3%
P00809-011		15	0.3%
P01210-010		15	0.3%
P01612-008		15	0.3%
P02608-010		15	0.3%
P02711-011		15	0.3%
P03604-049		15	0.3%
P03711-027		15	0.3%
P03711-028		15	0.3%
P03807-007		15	0.3%
P03810-012		15	0.3%
P03811-006		15	0.3%
P04005-017		15	0.3%
P04508-013		15	0.3%
P04610-011		15	0.3%
P04806-011		15	0.3%
P04913-026		15	0.3%
P04913-027		15	0.3%
P05003-011		15	0.3%
P05108-009		15	0.3%
P05305-041		15	0.3%
P05305-044		15	0.3%
P05406-004		15	0.3%
P05705-012		15	0.3%
P05706-011		15	0.3%
P06001-008		15	0.3%
P06105-023		15	0.3%
P06201-010		15	0.3%
P06406-007		15	0.3%
P06411-014		15	0.3%
P06603-012		15	0.3%
P06608-012		15	0.3%
P06707-022		15	0.3%
P07203-009		15	0.3%
P07208-017		15	0.3%
P07310-033		15	0.3%
P07310-034		15	0.3%
P07310-035		15	0.3%
P07310-036		15	0.3%

File : GSEC6_3

PID: PERSON IDENTIFIER

Value	Label	Cases	Percentage
P07404-006		15	0.3%
P07412-005		15	0.3%
P07502-022		15	0.3%
P08107-007		15	0.3%
P08308-026		15	0.3%
P08309-014		15	0.3%
P08404-008		15	0.3%
P08501-005		15	0.3%
P08505-008		15	0.3%
P08602-016		15	0.3%
P08803-009		15	0.3%
P09105-016		15	0.3%
P09106-007		15	0.3%
P09111-016		15	0.3%
P09613-006		15	0.3%
P09909-011		15	0.3%
P10004-017		15	0.3%
P10704-025		15	0.3%
P10710-033		15	0.3%
P10803-016		15	0.3%
P10806-008		15	0.3%
P10905-011		15	0.3%
P10909-055		15	0.3%
P11002-014		15	0.3%
P11409-011		15	0.3%
P11907-007		15	0.3%
P12003-023		15	0.3%
P12007-009		15	0.3%
P12011-009		15	0.3%
P12310-016		15	0.3%
P12401-010		15	0.3%
P12507-009		15	0.3%
P12606-016		15	0.3%
P12705-009		15	0.3%
P12706-006		15	0.3%
P12709-010		15	0.3%
P12809-011		15	0.3%
P12809-013		15	0.3%
P13108-012		15	0.3%
P13205-020		15	0.3%
P13307-021		15	0.3%
P13310-100		15	0.3%
P14008-012		15	0.3%

File : GSEC6_3

PID: PERSON IDENTIFIER

Value	Label	Cases	Percentage
P14008-013		15	0.3%
P14207-016		15	0.3%
P14210-011		15	0.3%
P14302-033		15	0.3%
P14302-035		15	0.3%
P14302-036		15	0.3%
P14304-014		15	0.3%
P14309-037		15	0.3%
P14403-009		15	0.3%
P14408-006		15	0.3%
P14803-008		15	0.3%
P14903-014		15	0.3%
P14908-007		15	0.3%
P15007-024		15	0.3%
P15302-012		15	0.3%
P15505-016		15	0.3%
P15909-027		15	0.3%
P16205-015		15	0.3%
P16206-010		15	0.3%
P16208-013		15	0.3%
P16209-009		15	0.3%
P16304-011		15	0.3%
P16305-009		15	0.3%
P16306-006		15	0.3%
P16308-017		15	0.3%
P16402-009		15	0.3%
P16404-019		15	0.3%
P16407-019		15	0.3%
P16409-024		15	0.3%
P16409-026		15	0.3%
P16505-042		15	0.3%
P16506-012		15	0.3%
P16806-012		15	0.3%
P16807-008		15	0.3%
P17002-008		15	0.3%
P17401-012		15	0.3%
P17404-008		15	0.3%
P17511-012		15	0.3%
P17703-008		15	0.3%
P17707-021		15	0.3%
P18001-010		15	0.3%
P18104-015		15	0.3%
P18105-008		15	0.3%

File : GSEC6_3

PID: PERSON IDENTIFIER

Value	Label	Cases	Percentage
P18202-023		15	0.3%
P18202-024		15	0.3%
P18202-027		15	0.3%
P18202-029		15	0.3%
P18205-008		15	0.3%
P18205-011		15	0.3%
P18206-016		15	0.3%
P18210-038		15	0.3%
P18301-029		15	0.3%
P18308-009		15	0.3%
P18309-013		15	0.3%
P18607-009		15	0.3%
P18608-008		15	0.3%
P18801-008		15	0.3%
P18806-028		15	0.3%
P18807-008		15	0.3%
P18807-012		15	0.3%
P18808-018		15	0.3%
P18905-007		15	0.3%
P19007-005		15	0.3%
P19010-009		15	0.3%
P19108-009		15	0.3%
P19604-007		15	0.3%
P19604-008		15	0.3%
P19608-006		15	0.3%
P19702-029		15	0.3%
P19702-030		15	0.3%
P19703-009		15	0.3%
P20009-010		15	0.3%
P20010-025		15	0.3%
P20304-006		15	0.3%
P20307-010		15	0.3%
P20310-020		15	0.3%
P20402-007		15	0.3%
P20508-011		15	0.3%
P20601-009		15	0.3%
P20601-010		15	0.3%
P20611-004		15	0.3%
P20810-007		15	0.3%
P20810-008		15	0.3%
P20811-042		15	0.3%
P20903-010		15	0.3%
P20905-006		15	0.3%

File : GSEC6_3

PID: PERSON IDENTIFIER

Value	Label	Cases	Percentage
P20905-011		15	0.3%
P21101-013		15	0.3%
P21108-015		15	0.3%
P21407-009		15	0.3%
P21610-012		15	0.3%
P21612-011		15	0.3%
P21704-009		15	0.3%
P21709-010		15	0.3%
P22004-039		15	0.3%
P22110-058		15	0.3%
P22301-009		15	0.3%
P22305-008		15	0.3%
P22308-008		15	0.3%
P22401-014		15	0.3%
P22503-015		15	0.3%
P22506-008		15	0.3%
P23104-008		15	0.3%
P23110-007		15	0.3%
P23307-013		15	0.3%
P23312-009		15	0.3%
P23402-010		15	0.3%
P23402-011		15	0.3%
P23404-014		15	0.3%
P23503-024		15	0.3%
P23506-016		15	0.3%
P23509-026		15	0.3%
P23707-007		15	0.3%
P23708-024		15	0.3%
P24207-007		15	0.3%
P24411-007		15	0.3%
P24511-018		15	0.3%
P25208-009		15	0.3%
P25406-005		15	0.3%
P25408-015		15	0.3%
P25409-014		15	0.3%
P26009-026		15	0.3%
P26106-010		15	0.3%
P26209-019		15	0.3%
P26209-021		15	0.3%
P26306-007		15	0.3%
P26307-008		15	0.3%
P26416-008		15	0.3%
P27903-007		15	0.3%

File : GSEC6_3

PID: PERSON IDENTIFIER

Value	Label	Cases	Percentage
P27905-006		15	0.3%
P27907-013		15	0.3%
P28107-008		15	0.3%
P28209-011		15	0.3%
P28508-010		15	0.3%
P28511-007		15	0.3%
P29507-006		15	0.3%
P29603-008		15	0.3%
P29701-006		15	0.3%
P29709-011		15	0.3%
P29801-013		15	0.3%
P29803-009		15	0.3%
P29902-036		15	0.3%
P29904-007		15	0.3%
P30010-015		15	0.3%
P30309-023		15	0.3%
P30409-007		15	0.3%
P30605-005		15	0.3%
P30608-008		15	0.3%
P30610-009		15	0.3%
P30702-011		15	0.3%
P30703-014		15	0.3%
P30703-016		15	0.3%
P30708-011		15	0.3%
P30802-010		15	0.3%
P30806-017		15	0.3%
P30811-006		15	0.3%
P30903-008		15	0.3%
P30909-013		15	0.3%
P31001-008		15	0.3%
P31003-005		15	0.3%
P31103-010		15	0.3%
P31107-008		15	0.3%
P31109-023		15	0.3%
P31707-007		15	0.3%
P32105-006		15	0.3%
P32105-007		15	0.3%
P32209-013		15	0.3%
P32509-007		15	0.3%
P32807-005		15	0.3%
P33101-003		15	0.3%
P33506-009		15	0.3%
P33603-004		15	0.3%

File : GSEC6_3

PID: PERSON IDENTIFIER

Value	Label	Cases	Percentage
P33607-004		15	0.3%
P33907-008		15	0.3%
P34002-006		15	0.3%
P34004-004		15	0.3%
P34102-005		15	0.3%
P34207-005		15	0.3%
P34210-005		15	0.3%
P34305-006		15	0.3%
P34310-005		15	0.3%
P34402-007		15	0.3%
P34405-011		15	0.3%
P34606-008		15	0.3%
P34701-003		15	0.3%
P34705-006		15	0.3%
P34902-004		15	0.3%
P35103-009		15	0.3%
P35303-006		15	0.3%
P35403-003		15	0.3%
P35410-005		15	0.3%
P35704-012		15	0.3%
P36001-006		15	0.3%
P36006-013		15	0.3%
P36007-006		15	0.3%
P36009-006		15	0.3%
P36010-006		15	0.3%
P36109-005		15	0.3%
P36202-009		15	0.3%
P36307-003		15	0.3%
P36310-002		15	0.3%
P36407-007		15	0.3%
P36408-007		15	0.3%
P36503-004		15	0.3%
P36506-010		15	0.3%
P36507-004		15	0.3%
P36606-004		15	0.3%
P36805-005		15	0.3%
P36905-004		15	0.3%
P37010-003		15	0.3%
P37102-011		15	0.3%
P37108-005		15	0.3%
P37202-007		15	0.3%
P37203-006		15	0.3%
P37205-007		15	0.3%

File : GSEC6_3

PID: PERSON IDENTIFIER

Value	Label	Cases	Percentage
P37302-008		15	0.3%
P37306-005		15	0.3%
P37306-006		15	0.3%
P37310-006		15	0.3%
P37310-007		15	0.3%
P37402-002		15	0.3%
P37410-007		15	0.3%
P37701-007		15	0.3%
P37707-013		15	0.3%
P37708-005		1	0.0%
P37807-007		15	0.3%
P37903-003		15	0.3%
P38001-007		15	0.3%
P38301-003		15	0.3%
P38301-004		15	0.3%
P38302-006		15	0.3%
P38309-003		15	0.3%
P38405-006		15	0.3%
P38407-007		15	0.3%
P38504-003		15	0.3%
P38505-012		15	0.3%
P38803-008		15	0.3%
P38809-003		15	0.3%
P38901-005		15	0.3%
P38902-002		15	0.3%
P39005-005		15	0.3%
P39104-004		15	0.3%
P39304-009		15	0.3%
P39307-008		15	0.3%
P39310-008		15	0.3%
P39403-003		15	0.3%
P39503-009		15	0.3%
P39503-010		15	0.3%
P39504-003		15	0.3%
P39507-006		15	0.3%
P39602-007		15	0.3%
P39605-008		15	0.3%
P39606-005		15	0.3%
P39803-002		15	0.3%
P39902-009		15	0.3%
P39903-009		15	0.3%
P40001-003		15	0.3%
P40006-004		15	0.3%

File : GSEC6_3

PID: PERSON IDENTIFIER

Value	Label	Cases	Percentage
P40008-005		15	0.3%
P40103-008		15	0.3%
P40107-005		15	0.3%
P40109-007		15	0.3%
P40209-007		15	0.3%
P40210-009		15	0.3%
P40404-008		15	0.3%
P40408-003		15	0.3%
P40608-004		15	0.3%
P40803-004		15	0.3%
P40910-004		15	0.3%
P41103-003		15	0.3%
P41201-006		15	0.3%
P41204-008		15	0.3%
P41206-003		15	0.3%
P41301-006		15	0.3%
P41303-008		15	0.3%
P41404-006		15	0.3%
P41409-004		15	0.3%
P41410-006		15	0.3%
P41602-004		15	0.3%
P41703-007		15	0.3%
P41709-003		15	0.3%
P41903-006		15	0.3%
P41904-003		15	0.3%
P42008-005		15	0.3%
P42102-004		15	0.3%
P42109-007		15	0.3%
P42506-004		15	0.3%
P42702-005		15	0.3%
P42807-009		15	0.3%
P42810-007		15	0.3%
P43005-005		15	0.3%
P43005-006		15	0.3%
P43007-003		15	0.3%
P43008-005		15	0.3%
P43008-006		15	0.3%
P43009-011		15	0.3%

Warning: these figures indicate the number of cases found in the data file. They cannot be interpreted as summary statistics of the population of interest.

HHID: Household Unique Identifier in 2013/14

Information	[Type= discrete] [Format=character] [Missing=*]
Statistics [NW/ W]	[Valid=5686 /-] [Invalid=0 /-]

File : GSEC6_3

HHID: Household Unique Identifier in 2013/14

Value	Label	Cases	Percentage
H00104-04-01		15	0.3%
H00803-04-01		15	0.3%
H00809-04-01		30	0.5%
H01210-04-01		15	0.3%
H01612-04-01		15	0.3%
H02608-04-01		15	0.3%
H02711-04-03		15	0.3%
H03604-04-04		15	0.3%
H03711-04-02		15	0.3%
H03711-04-04		15	0.3%
H03807-04-01		15	0.3%
H03810-04-01		15	0.3%
H03811-04-01		15	0.3%
H04005-04-01		15	0.3%
H04508-04-02		15	0.3%
H04610-04-01		15	0.3%
H04806-04-01		15	0.3%
H04913-04-02		15	0.3%
H04913-04-03		15	0.3%
H05003-04-01		15	0.3%
H05108-04-01		15	0.3%
H05305-04-03		15	0.3%
H05305-04-05		15	0.3%
H05406-04-01		15	0.3%
H05705-04-01		15	0.3%
H05706-04-01		15	0.3%
H06001-04-01		15	0.3%
H06105-04-02		15	0.3%
H06201-04-01		15	0.3%
H06406-04-01		15	0.3%
H06411-04-01		15	0.3%
H06603-04-01		15	0.3%
H06608-04-01		15	0.3%
H06707-04-02		15	0.3%
H07203-04-01		15	0.3%
H07208-04-02		15	0.3%
H07310-04-01		60	1.1%
H07404-04-01		15	0.3%
H07412-04-01		15	0.3%
H07502-04-03		15	0.3%
H08107-04-01		15	0.3%
H08308-04-03		15	0.3%
H08309-04-01		15	0.3%

File : GSEC6_3

HHID: Household Unique Identifier in 2013/14

Value	Label	Cases	Percentage	
H08404-04-01		15	<div></div>	0.3%
H08501-04-01		15	<div></div>	0.3%
H08505-04-01		15	<div></div>	0.3%
H08602-04-03		15	<div></div>	0.3%
H08803-04-01		15	<div></div>	0.3%
H09105-04-02		15	<div></div>	0.3%
H09106-04-02		15	<div></div>	0.3%
H09111-04-01		15	<div></div>	0.3%
H09613-04-01		15	<div></div>	0.3%
H09909-04-01		15	<div></div>	0.3%
H10004-04-01		15	<div></div>	0.3%
H10704-04-02		15	<div></div>	0.3%
H10710-04-02		15	<div></div>	0.3%
H10803-04-02		15	<div></div>	0.3%
H10806-04-01		15	<div></div>	0.3%
H10905-04-01		15	<div></div>	0.3%
H10909-04-02		15	<div></div>	0.3%
H11002-04-01		15	<div></div>	0.3%
H11409-04-01		15	<div></div>	0.3%
H11907-04-01		15	<div></div>	0.3%
H12003-04-02		15	<div></div>	0.3%
H12007-04-01		15	<div></div>	0.3%
H12011-04-01		15	<div></div>	0.3%
H12310-04-01		15	<div></div>	0.3%
H12401-04-01		15	<div></div>	0.3%
H12507-04-01		15	<div></div>	0.3%
H12606-04-02		15	<div></div>	0.3%
H12705-04-01		15	<div></div>	0.3%
H12706-04-01		15	<div></div>	0.3%
H12709-04-01		15	<div></div>	0.3%
H12809-04-02		15	<div></div>	0.3%
H12809-04-03		15	<div></div>	0.3%
H13108-04-01		15	<div></div>	0.3%
H13205-04-04		15	<div></div>	0.3%
H13307-04-01		15	<div></div>	0.3%
H13310-04-05		15	<div></div>	0.3%
H14008-04-01		15	<div></div>	0.3%
H14008-04-02		15	<div></div>	0.3%
H14207-04-02		15	<div></div>	0.3%
H14210-04-01		15	<div></div>	0.3%
H14302-04-02		15	<div></div>	0.3%
H14302-04-03		15	<div></div>	0.3%
H14302-04-04		15	<div></div>	0.3%

File : GSEC6_3

HHID: Household Unique Identifier in 2013/14

Value	Label	Cases	Percentage	
H14304-04-02		15	<div></div>	0.3%
H14309-04-03		15	<div></div>	0.3%
H14403-04-01		15	<div></div>	0.3%
H14408-04-01		15	<div></div>	0.3%
H14803-04-01		15	<div></div>	0.3%
H14903-04-02		15	<div></div>	0.3%
H14908-04-01		15	<div></div>	0.3%
H15007-04-01		15	<div></div>	0.3%
H15302-04-01		15	<div></div>	0.3%
H15505-04-02		15	<div></div>	0.3%
H15909-04-03		15	<div></div>	0.3%
H16205-04-01		15	<div></div>	0.3%
H16206-04-01		15	<div></div>	0.3%
H16208-04-01		15	<div></div>	0.3%
H16209-04-01		15	<div></div>	0.3%
H16304-04-01		15	<div></div>	0.3%
H16305-04-03		15	<div></div>	0.3%
H16306-04-01		15	<div></div>	0.3%
H16308-04-01		15	<div></div>	0.3%
H16402-04-01		15	<div></div>	0.3%
H16404-04-01		15	<div></div>	0.3%
H16407-04-02		15	<div></div>	0.3%
H16409-04-01		15	<div></div>	0.3%
H16409-04-04		15	<div></div>	0.3%
H16505-04-03		15	<div></div>	0.3%
H16506-04-01		15	<div></div>	0.3%
H16806-04-02		15	<div></div>	0.3%
H16807-04-01		15	<div></div>	0.3%
H17002-04-01		15	<div></div>	0.3%
H17401-04-02		15	<div></div>	0.3%
H17404-04-01		15	<div></div>	0.3%
H17511-04-01		15	<div></div>	0.3%
H17703-04-01		15	<div></div>	0.3%
H17707-04-04		15	<div></div>	0.3%
H18001-04-02		15	<div></div>	0.3%
H18104-04-02		15	<div></div>	0.3%
H18105-04-01		15	<div></div>	0.3%
H18202-04-02		15	<div></div>	0.3%
H18202-04-03		15	<div></div>	0.3%
H18202-04-05		15	<div></div>	0.3%
H18202-04-06		15	<div></div>	0.3%
H18205-04-01		15	<div></div>	0.3%
H18205-04-02		15	<div></div>	0.3%

File : GSEC6_3

HHID: Household Unique Identifier in 2013/14

Value	Label	Cases	Percentage
H18206-04-02		15	0.3%
H18210-04-04		15	0.3%
H18301-04-02		15	0.3%
H18308-04-01		15	0.3%
H18309-04-01		15	0.3%
H18607-04-01		15	0.3%
H18608-04-01		15	0.3%
H18801-04-01		15	0.3%
H18806-04-03		15	0.3%
H18807-04-01		15	0.3%
H18807-04-02		15	0.3%
H18808-04-03		15	0.3%
H18905-04-01		15	0.3%
H19007-04-01		15	0.3%
H19010-04-01		15	0.3%
H19108-04-02		15	0.3%
H19604-04-01		30	0.5%
H19608-04-01		15	0.3%
H19702-04-03		15	0.3%
H19702-04-04		15	0.3%
H19703-04-02		15	0.3%
H20009-04-01		15	0.3%
H20010-04-03		15	0.3%
H20304-04-01		15	0.3%
H20307-04-01		15	0.3%
H20310-04-02		15	0.3%
H20402-04-01		15	0.3%
H20508-04-01		15	0.3%
H20601-04-01		30	0.5%
H20611-04-02		15	0.3%
H20810-04-01		30	0.5%
H20811-04-04		15	0.3%
H20903-04-03		15	0.3%
H20905-04-01		15	0.3%
H20905-04-02		15	0.3%
H21101-04-01		15	0.3%
H21108-04-01		15	0.3%
H21407-04-01		15	0.3%
H21610-04-01		15	0.3%
H21612-04-02		15	0.3%
H21704-04-01		15	0.3%
H21709-04-01		15	0.3%
H22004-04-01		15	0.3%

File : GSEC6_3

HHID: Household Unique Identifier in 2013/14

Value	Label	Cases	Percentage	
H22110-04-01		15	<div></div>	0.3%
H22301-04-01		15	<div></div>	0.3%
H22305-04-01		15	<div></div>	0.3%
H22308-04-01		15	<div></div>	0.3%
H22401-04-01		15	<div></div>	0.3%
H22503-04-01		15	<div></div>	0.3%
H22506-04-01		15	<div></div>	0.3%
H23104-04-01		15	<div></div>	0.3%
H23110-04-01		15	<div></div>	0.3%
H23307-04-01		15	<div></div>	0.3%
H23312-04-01		15	<div></div>	0.3%
H23402-04-01		30	<div></div>	0.5%
H23404-04-01		15	<div></div>	0.3%
H23503-04-02		15	<div></div>	0.3%
H23506-04-02		15	<div></div>	0.3%
H23509-04-01		15	<div></div>	0.3%
H23707-04-01		15	<div></div>	0.3%
H23708-04-03		15	<div></div>	0.3%
H24207-04-01		15	<div></div>	0.3%
H24411-04-01		15	<div></div>	0.3%
H24511-04-01		15	<div></div>	0.3%
H25208-04-01		15	<div></div>	0.3%
H25406-04-01		15	<div></div>	0.3%
H25408-04-01		15	<div></div>	0.3%
H25409-04-03		15	<div></div>	0.3%
H26009-04-05		15	<div></div>	0.3%
H26106-04-02		15	<div></div>	0.3%
H26209-04-03		15	<div></div>	0.3%
H26209-04-04		15	<div></div>	0.3%
H26306-04-01		15	<div></div>	0.3%
H26307-04-01		15	<div></div>	0.3%
H26416-04-01		15	<div></div>	0.3%
H27903-04-01		15	<div></div>	0.3%
H27905-04-01		15	<div></div>	0.3%
H27907-04-02		15	<div></div>	0.3%
H28107-04-01		15	<div></div>	0.3%
H28209-04-01		15	<div></div>	0.3%
H28508-04-01		15	<div></div>	0.3%
H28511-04-01		15	<div></div>	0.3%
H29507-04-01		15	<div></div>	0.3%
H29603-04-02		15	<div></div>	0.3%
H29701-04-01		15	<div></div>	0.3%
H29709-04-01		15	<div></div>	0.3%

File : GSEC6_3

HHID: Household Unique Identifier in 2013/14

Value	Label	Cases	Percentage	
H29801-04-01		15	<div></div>	0.3%
H29803-04-02		15	<div></div>	0.3%
H29902-04-06		15	<div></div>	0.3%
H29904-04-01		15	<div></div>	0.3%
H30010-04-01		15	<div></div>	0.3%
H30309-04-02		15	<div></div>	0.3%
H30409-04-01		15	<div></div>	0.3%
H30605-04-02		15	<div></div>	0.3%
H30608-04-01		15	<div></div>	0.3%
H30610-04-01		15	<div></div>	0.3%
H30702-04-02		15	<div></div>	0.3%
H30703-04-01		15	<div></div>	0.3%
H30703-04-02		15	<div></div>	0.3%
H30708-04-01		15	<div></div>	0.3%
H30802-04-01		15	<div></div>	0.3%
H30806-04-01		15	<div></div>	0.3%
H30811-04-01		15	<div></div>	0.3%
H30903-04-01		15	<div></div>	0.3%
H30909-04-01		15	<div></div>	0.3%
H31001-04-01		15	<div></div>	0.3%
H31003-04-01		15	<div></div>	0.3%
H31103-04-01		15	<div></div>	0.3%
H31107-04-01		15	<div></div>	0.3%
H31109-04-03		15	<div></div>	0.3%
H31707-04-01		15	<div></div>	0.3%
H32105-04-01		30	<div></div>	0.5%
H32209-04-02		15	<div></div>	0.3%
H32509-04-01		15	<div></div>	0.3%
H32807-04-01		15	<div></div>	0.3%
H33101-04-01		15	<div></div>	0.3%
H33506-04-01		15	<div></div>	0.3%
H33603-04-01		15	<div></div>	0.3%
H33607-04-01		15	<div></div>	0.3%
H33907-04-01		15	<div></div>	0.3%
H34002-04-01		15	<div></div>	0.3%
H34004-04-01		15	<div></div>	0.3%
H34102-04-01		15	<div></div>	0.3%
H34207-04-01		15	<div></div>	0.3%
H34210-04-01		15	<div></div>	0.3%
H34305-04-01		15	<div></div>	0.3%
H34310-04-01		15	<div></div>	0.3%
H34402-04-01		15	<div></div>	0.3%
H34405-04-01		15	<div></div>	0.3%

File : GSEC6_3

HHID: Household Unique Identifier in 2013/14

Value	Label	Cases	Percentage	
H34606-04-01		15	<div></div>	0.3%
H34701-04-01		15	<div></div>	0.3%
H34705-04-01		15	<div></div>	0.3%
H34902-04-01		15	<div></div>	0.3%
H35103-04-01		15	<div></div>	0.3%
H35303-04-01		15	<div></div>	0.3%
H35403-04-01		15	<div></div>	0.3%
H35410-04-01		15	<div></div>	0.3%
H35704-04-01		15	<div></div>	0.3%
H36001-04-01		15	<div></div>	0.3%
H36006-04-01		15	<div></div>	0.3%
H36007-04-01		15	<div></div>	0.3%
H36009-04-01		15	<div></div>	0.3%
H36010-04-01		15	<div></div>	0.3%
H36109-04-01		15	<div></div>	0.3%
H36202-04-01		15	<div></div>	0.3%
H36307-04-01		15	<div></div>	0.3%
H36310-04-01		15	<div></div>	0.3%
H36407-04-01		15	<div></div>	0.3%
H36408-04-01		15	<div></div>	0.3%
H36503-04-01		15	<div></div>	0.3%
H36506-04-01		15	<div></div>	0.3%
H36507-04-01		15	<div></div>	0.3%
H36606-04-01		15	<div></div>	0.3%
H36805-04-01		15	<div></div>	0.3%
H36905-04-01		15	<div></div>	0.3%
H37010-04-01		15	<div></div>	0.3%
H37102-04-01		15	<div></div>	0.3%
H37108-04-01		15	<div></div>	0.3%
H37202-04-01		15	<div></div>	0.3%
H37203-04-01		15	<div></div>	0.3%
H37205-04-01		15	<div></div>	0.3%
H37302-04-01		15	<div></div>	0.3%
H37306-04-01		30	<div></div>	0.5%
H37310-04-01		30	<div></div>	0.5%
H37402-04-01		15	<div></div>	0.3%
H37410-04-01		15	<div></div>	0.3%
H37701-04-01		15	<div></div>	0.3%
H37707-04-01		15	<div></div>	0.3%
H37708-04-01		1	<div></div>	0.0%
H37807-04-01		15	<div></div>	0.3%
H37903-04-01		15	<div></div>	0.3%
H38001-04-01		15	<div></div>	0.3%

File : GSEC6_3

HHID: Household Unique Identifier in 2013/14

Value	Label	Cases	Percentage
H38301-04-01		30	<div></div> 0.5%
H38302-04-01		15	<div></div> 0.3%
H38309-04-01		15	<div></div> 0.3%
H38405-04-01		15	<div></div> 0.3%
H38407-04-01		15	<div></div> 0.3%
H38504-04-01		15	<div></div> 0.3%
H38505-04-01		15	<div></div> 0.3%
H38803-04-01		15	<div></div> 0.3%
H38809-04-01		15	<div></div> 0.3%
H38901-04-01		15	<div></div> 0.3%
H38902-04-01		15	<div></div> 0.3%
H39005-04-01		15	<div></div> 0.3%
H39104-04-01		15	<div></div> 0.3%
H39304-04-01		15	<div></div> 0.3%
H39307-04-01		15	<div></div> 0.3%
H39310-04-01		15	<div></div> 0.3%
H39403-04-01		15	<div></div> 0.3%
H39503-04-01		30	<div></div> 0.5%
H39504-04-01		15	<div></div> 0.3%
H39507-04-01		15	<div></div> 0.3%
H39602-04-01		15	<div></div> 0.3%
H39605-04-01		15	<div></div> 0.3%
H39606-04-01		15	<div></div> 0.3%
H39803-04-01		15	<div></div> 0.3%
H39902-04-01		15	<div></div> 0.3%
H39903-04-01		15	<div></div> 0.3%
H40001-04-01		15	<div></div> 0.3%
H40006-04-01		15	<div></div> 0.3%
H40008-04-01		15	<div></div> 0.3%
H40103-04-01		15	<div></div> 0.3%
H40107-04-01		15	<div></div> 0.3%
H40109-04-01		15	<div></div> 0.3%
H40209-04-01		15	<div></div> 0.3%
H40210-04-01		15	<div></div> 0.3%
H40404-04-01		15	<div></div> 0.3%
H40408-04-01		15	<div></div> 0.3%
H40608-04-01		15	<div></div> 0.3%
H40803-04-01		15	<div></div> 0.3%
H40910-04-01		15	<div></div> 0.3%
H41103-04-01		15	<div></div> 0.3%
H41201-04-01		15	<div></div> 0.3%
H41204-04-01		15	<div></div> 0.3%
H41206-04-01		15	<div></div> 0.3%

File : GSEC6_3

HHID: Household Unique Identifier in 2013/14

Value	Label	Cases	Percentage
H41301-04-01		15	0.3%
H41303-04-01		15	0.3%
H41404-04-01		15	0.3%
H41409-04-01		15	0.3%
H41410-04-01		15	0.3%
H41602-04-01		15	0.3%
H41703-04-01		15	0.3%
H41709-04-01		15	0.3%
H41903-04-01		15	0.3%
H41904-04-01		15	0.3%
H42008-04-01		15	0.3%
H42102-04-01		15	0.3%
H42109-04-01		15	0.3%
H42506-04-01		15	0.3%
H42702-04-01		15	0.3%
H42807-04-01		15	0.3%
H42810-04-01		15	0.3%
H43005-04-01		30	0.5%
H43007-04-01		15	0.3%
H43008-04-01		30	0.5%
H43009-04-01		15	0.3%

Warning: these figures indicate the number of cases found in the data file. They cannot be interpreted as summary statistics of the population of interest.

h6q23_1: TREATMENT ID

Information	[Type= discrete] [Format=numeric] [Range= 1-99] [Missing=*]
Statistics [NW/ W]	[Valid=5686 /-] [Invalid=0 /-]



Value	Label	Cases	Percentage
1	Government Hospital	379	6.7%
2	Government Health Centre	379	6.7%
6	Relative or Friend	379	6.7%
7	Traditional Practitioner	379	6.7%
8	Pharmacy/ Drug Shop	380	6.7%
11	No care was sought	379	6.7%
12	Religious Institution	379	6.7%
13	Mobile/ Outreach Clinic (govt / public sector)	379	6.7%
14	Government Community Based Distributor	379	6.7%
15	Private hospital	379	6.7%
16	Private Doctor/Nurse/Midwife/Clinic	379	6.7%
17	Mobile/ Outreach Clinic (private sector)	379	6.7%
18	NGO Community Based Distributor	379	6.7%
19	Shop	379	6.7%
99	Other (specify)	379	6.7%

Warning: these figures indicate the number of cases found in the data file. They cannot be interpreted as summary statistics of the population of interest.

File : GSEC6_3

h6q23: From where did you seek care for [NAME]?

Information	[Type= discrete] [Format=numeric] [Range= 1-2] [Missing=*]
Statistics [NW/ W]	[Valid=5686 /-] [Invalid=0 /-]

Value	Label	Cases	Percentage
1	Yes	435	 7.7%
2	No	5251	 92.3%

Warning: these figures indicate the number of cases found in the data file. They cannot be interpreted as summary statistics of the population of interest.

wgt_X: Cross sectional weight for 2013_2014 panel survey

Information	[Type= continuous] [Format=numeric] [Range= 314.975738525391-6452.8603515625] [Missing=*]
Statistics [NW/ W]	[Valid=5686 /-] [Invalid=0 /-]

File : GSEC8_1

HHID: Household Unique Identifier in 2013/14

Information	[Type= discrete] [Format=character] [Missing=*]
Statistics [NW/ W]	[Valid=14751 /-] [Invalid=0 /-]

PID: PID

Information	[Type= discrete] [Format=character] [Missing=*]
Statistics [NW/ W]	[Valid=14751 /-] [Invalid=0 /-]

h8q2: IS [NAME] ANSWERING FOR HIMSELF OR HERSELF?

Information	[Type= discrete] [Format=numeric] [Range= 1-2] [Missing=*]
Statistics [NW/ W]	[Valid=11790 /-] [Invalid=2961 /-]

Value	Label	Cases	Percentage
1	Yes	4277	<div></div> 36.3%
2	No	7513	<div></div> 63.7%
Sysmiss		2961	

Warning: these figures indicate the number of cases found in the data file. They cannot be interpreted as summary statistics of the population of interest.

h8q3: WHAT IS THE NAME OF THE PERSON RESPONDING FOR [NAME]?

Information	[Type= discrete] [Format=character] [Missing=*]
Statistics [NW/ W]	[Valid=7513 /-] [Invalid=0 /-]

h8q4: In the last week, did [NAME] work for a wage, salary, commission or any payment

Information	[Type= discrete] [Format=numeric] [Range= 1-2] [Missing=*]
Statistics [NW/ W]	[Valid=11790 /-] [Invalid=2961 /-]

Value	Label	Cases	Percentage
1	Yes	1552	<div></div> 13.2%
2	No	10238	<div></div> 86.8%
Sysmiss		2961	

Warning: these figures indicate the number of cases found in the data file. They cannot be interpreted as summary statistics of the population of interest.

h8q5: Did [NAME] do this type of work in the last 12 months?

Information	[Type= discrete] [Format=numeric] [Range= 1-2] [Missing=*]
Statistics [NW/ W]	[Valid=11789 /-] [Invalid=2962 /-]

Value	Label	Cases	Percentage
1	Yes	1876	<div></div> 15.9%
2	No	9913	<div></div> 84.1%
Sysmiss		2962	

Warning: these figures indicate the number of cases found in the data file. They cannot be interpreted as summary statistics of the population of interest.

h8q6: In the last week, did [NAME] run a business of any size, for themselves or anoth

Information	[Type= discrete] [Format=numeric] [Range= 1-2] [Missing=*]
Statistics [NW/ W]	[Valid=11790 /-] [Invalid=2961 /-]

Value	Label	Cases	Percentage
1	Yes	1365	<div></div> 11.6%
2	No	10425	<div></div> 88.4%
Sysmiss		2961	

Warning: these figures indicate the number of cases found in the data file. They cannot be interpreted as summary statistics of the population of interest.

File : GSEC8_1

h8q7: Did [NAME] run a business in the last 12 months?

Information	[Type= discrete] [Format=numeric] [Range= 1-2] [Missing=*]		
Statistics [NW/ W]	[Valid=11789 /-] [Invalid=2962 /-]		
Value	Label	Cases	Percentage
1	Yes	1589	<div><div></div></div> 13.5%
2	No	10200	<div><div></div></div> 86.5%
Sysmiss		2962	
Warning: these figures indicate the number of cases found in the data file. They cannot be interpreted as summary statistics of the population of interest.			

h8q8: In the last week, did [NAME] help without being paid in any kind of business run

Information	[Type= discrete] [Format=numeric] [Range= 1-2] [Missing=*]		
Statistics [NW/ W]	[Valid=11789 /-] [Invalid=2962 /-]		
Value	Label	Cases	Percentage
1	Yes	265	<div><div></div></div> 2.2%
2	No	11524	<div><div></div></div> 97.8%
Sysmiss		2962	
Warning: these figures indicate the number of cases found in the data file. They cannot be interpreted as summary statistics of the population of interest.			

h8q9: Did [NAME] do this in the last 12 months?

Information	[Type= discrete] [Format=numeric] [Range= 1-2] [Missing=*]		
Statistics [NW/ W]	[Valid=11789 /-] [Invalid=2962 /-]		
Value	Label	Cases	Percentage
1	Yes	354	<div><div></div></div> 3.0%
2	No	11435	<div><div></div></div> 97.0%
Sysmiss		2962	
Warning: these figures indicate the number of cases found in the data file. They cannot be interpreted as summary statistics of the population of interest.			

h8q10: In the last week, was [NAME] an apprentice?

Information	[Type= discrete] [Format=numeric] [Range= 1-2] [Missing=*]		
Statistics [NW/ W]	[Valid=11789 /-] [Invalid=2962 /-]		
Value	Label	Cases	Percentage
1	Yes	40	<div><div></div></div> 0.3%
2	No	11749	<div><div></div></div> 99.7%
Sysmiss		2962	
Warning: these figures indicate the number of cases found in the data file. They cannot be interpreted as summary statistics of the population of interest.			

h8q11: Was [NAME] an ap-prentice in the last 12 months?

Information	[Type= discrete] [Format=numeric] [Range= 1-2] [Missing=*]		
Statistics [NW/ W]	[Valid=11789 /-] [Invalid=2962 /-]		
Value	Label	Cases	Percentage
1	Yes	72	<div><div></div></div> 0.6%
2	No	11717	<div><div></div></div> 99.4%
Sysmiss		2962	
Warning: these figures indicate the number of cases found in the data file. They cannot be interpreted as summary statistics of the population of interest.			

h8q12: In the last week, did [NAME] work on this household's farm?(E.g. Tending crops,f

Information	[Type= discrete] [Format=numeric] [Range= 1-2] [Missing=*]		
-------------	--	--	--

File : GSEC8_1

h8q12: In the last week, did [NAME] work on this household's farm?(E.g. Tending crops,f

Statistics [NW/ W] [Valid=11789 /-] [Invalid=2962 /-]

Value	Label	Cases	Percentage
1	Yes	5548	<div><div></div></div> 47.1%
2	No	6241	<div><div></div></div> 52.9%
Sysmiss		2962	

Warning: these figures indicate the number of cases found in the data file. They cannot be interpreted as summary statistics of the population of interest.

h8q13: Did [NAME] work on the household's farm in the past 12 months?

Information [Type= discrete] [Format=numeric] [Range= 1-2] [Missing=*]

Statistics [NW/ W] [Valid=11788 /-] [Invalid=2963 /-]

Value	Label	Cases	Percentage
1	Yes	7648	<div><div></div></div> 64.9%
2	No	4140	<div><div></div></div> 35.1%
Sysmiss		2963	

Warning: these figures indicate the number of cases found in the data file. They cannot be interpreted as summary statistics of the population of interest.

h8q15: Even if [NAME] did not do any work for pay or profit, did not help without pay

Information [Type= discrete] [Format=numeric] [Range= 1-2] [Missing=*]

Statistics [NW/ W] [Valid=4338 /-] [Invalid=10413 /-]

Value	Label	Cases	Percentage
1	Yes	609	<div><div></div></div> 14.0%
2	No	3729	<div><div></div></div> 86.0%
Sysmiss		10413	

Warning: these figures indicate the number of cases found in the data file. They cannot be interpreted as summary statistics of the population of interest.

h8q16: In the last four weeks, was [NAME] looking for any kind of job?

Information [Type= discrete] [Format=numeric] [Range= 1-2] [Missing=*]

Statistics [NW/ W] [Valid=3728 /-] [Invalid=11023 /-]

Value	Label	Cases	Percentage
1	Yes	121	<div><div></div></div> 3.2%
2	No	3607	<div><div></div></div> 96.8%
Sysmiss		11023	

Warning: these figures indicate the number of cases found in the data file. They cannot be interpreted as summary statistics of the population of interest.

h8q17a: What did [NAME] do to look for work? (Action-1)

Information [Type= discrete] [Format=numeric] [Range= 1-4] [Missing=*]

Statistics [NW/ W] [Valid=121 /-] [Invalid=14630 /-]

Value	Label	Cases	Percentage
1	Registered with a recruitment agency (Private/Public/internet)	2	<div><div></div></div> 1.7%
2	Replied to advertisements in newspapers,posters or internet	31	<div><div></div></div> 25.6%
3	Inquiring from persons with public or private sector job contacts	82	<div><div></div></div> 67.8%
4	Other (Specify)	6	<div><div></div></div> 5.0%
Sysmiss		14630	

Warning: these figures indicate the number of cases found in the data file. They cannot be interpreted as summary statistics of the population of interest.

File : GSEC8_1

h8q17b: What did [NAME] do to look for work? (Action-2)

Information	[Type= discrete] [Format=numeric] [Range= 1-5] [Missing=*]
Statistics [NW/ W]	[Valid=121 /-] [Invalid=14630 /-]

Value	Label	Cases	Percentage
1	Registered with a recruitment agency (Private/Public/internet)	4	3.3%
2	Replied to advertisements in newspapers,posters or internet	12	9.9%
3	Inquiring from persons with public or private sector job contacts	30	24.8%
4	Other (Specify)	1	0.8%
5	No second action	74	61.2%
Sysmiss		14630	

Warning: these figures indicate the number of cases found in the data file. They cannot be interpreted as summary statistics of the population of interest.

h8q17: In the last four weeks, was [NAME] trying to start any kind of business?

Information	[Type= discrete] [Format=numeric] [Range= 1-2] [Missing=*]
Statistics [NW/ W]	[Valid=3728 /-] [Invalid=11023 /-]

Value	Label	Cases	Percentage
1	Yes	22	0.6%
2	No	3706	99.4%
Sysmiss		11023	

Warning: these figures indicate the number of cases found in the data file. They cannot be interpreted as summary statistics of the population of interest.

h8q18: What best describes [NAME]'s situation at this time? For example, [NAME] is ill,

Information	[Type= discrete] [Format=numeric] [Range= 1-8] [Missing=*]
Statistics [NW/ W]	[Valid=3706 /-] [Invalid=11045 /-]

Value	Label	Cases	Percentage
1	Ill/sick	254	6.9%
2	Disabled	51	1.4%
3	In school	2314	62.4%
4	Taking care of house or family	379	10.2%
5	Retired	69	1.9%
6	Waiting for reply from employer	70	1.9%
7	Waiting for busy season	245	6.6%
8	Other (specify)	324	8.7%
Sysmiss		11045	

Warning: these figures indicate the number of cases found in the data file. They cannot be interpreted as summary statistics of the population of interest.

h8q19a: Description

Information	[Type= discrete] [Format=character] [Missing=*]
Statistics [NW/ W]	[Valid=8068 /-]

h8q19B: Level 3 job code

Information	[Type= discrete] [Format=numeric] [Range= 110-99999] [Missing=*]
Statistics [NW/ W]	[Valid=8060 /-] [Invalid=6691 /-]

Value	Label	Cases	Percentage
110		8	0.1%
210		7	0.1%

File : GSEC8_1

h8q19B: Level 3 job code

Value	Label	Cases	Percentage
310		6	0.1%
1112		2	0.0%
1120		2	0.0%
1211		3	0.0%
1213		4	0.0%
1219		10	0.1%
1221		1	0.0%
1223		1	0.0%
1311		1	0.0%
1312		1	0.0%
1321		1	0.0%
1324		1	0.0%
1349		1	0.0%
1411		3	0.0%
1412		1	0.0%
1420		3	0.0%
1439		6	0.1%
2114		1	0.0%
2131		1	0.0%
2142		4	0.0%
2144		2	0.0%
2149		4	0.0%
2151		3	0.0%
2153		1	0.0%
2161		3	0.0%
2211		3	0.0%
2221		15	0.2%
2222		4	0.0%
2230		1	0.0%
2240		1	0.0%
2250		2	0.0%
2261		1	0.0%
2262		1	0.0%
2269		6	0.1%
2310		2	0.0%
2320		1	0.0%
2330		30	0.4%
2341		155	1.9%
2342		7	0.1%
2351		1	0.0%
2355		2	0.0%
2359		4	0.0%
2411		8	0.1%

File : GSEC8_1

h8q19B: Level 3 job code

Value	Label	Cases	Percentage
2412		2	0.0%
2413		1	0.0%
2422		4	0.0%
2423		2	0.0%
2431		5	0.1%
2434		1	0.0%
2521		1	0.0%
2611		1	0.0%
2619		1	0.0%
2635		6	0.1%
2642		1	0.0%
2652		2	0.0%
3112		5	0.1%
3113		4	0.0%
3115		15	0.2%
3119		5	0.1%
3122		1	0.0%
3123		2	0.0%
3139		2	0.0%
3141		1	0.0%
3213		2	0.0%
3221		6	0.1%
3222		2	0.0%
3230		1	0.0%
3240		1	0.0%
3253		2	0.0%
3256		2	0.0%
3259		2	0.0%
3313		2	0.0%
3322		1	0.0%
3331		1	0.0%
3339		3	0.0%
3343		1	0.0%
3359		1	0.0%
3412		2	0.0%
3413		4	0.0%
3421		2	0.0%
3511		1	0.0%
3512		1	0.0%
3513		1	0.0%
3521		1	0.0%
3522		1	0.0%
4110		3	0.0%

File : GSEC8_1

h8q19B: Level 3 job code

Value	Label	Cases	Percentage
4120		6	0.1%
4131		1	0.0%
4211		1	0.0%
4226		1	0.0%
4229		1	0.0%
4311		2	0.0%
4312		3	0.0%
4321		1	0.0%
4323		1	0.0%
4415		1	0.0%
4419		6	0.1%
5111		14	0.2%
5112		3	0.0%
5113		2	0.0%
5120		19	0.2%
5131		10	0.1%
5132		4	0.0%
5141		22	0.3%
5142		9	0.1%
5151		2	0.0%
5152		1	0.0%
5153		2	0.0%
5161		3	0.0%
5165		2	0.0%
5169		82	1.0%
5211		196	2.4%
5212		34	0.4%
5221		217	2.7%
5222		16	0.2%
5223		19	0.2%
5230		10	0.1%
5241		5	0.1%
5242		2	0.0%
5243		25	0.3%
5244		6	0.1%
5246		8	0.1%
5249		167	2.1%
5311		3	0.0%
5321		2	0.0%
5322		3	0.0%
5329		4	0.0%
5414		13	0.2%
5419		3	0.0%

File : GSEC8_1

h8q19B: Level 3 job code

Value	Label	Cases	Percentage
6111		54	0.7%
6112		4	0.0%
6113		5	0.1%
6114		49	0.6%
6121		17	0.2%
6122		8	0.1%
6130		28	0.3%
6210		3	0.0%
6221		1	0.0%
6222		13	0.2%
6224		1	0.0%
6310		4004	49.7%
6320		85	1.1%
6330		833	10.3%
6340		73	0.9%
7111		9	0.1%
7112		5	0.1%
7113		2	0.0%
7114		1	0.0%
7115		5	0.1%
7119		1	0.0%
7121		5	0.1%
7123		3	0.0%
7126		1	0.0%
7127		1	0.0%
7131		5	0.1%
7133		4	0.0%
7212		3	0.0%
7221		3	0.0%
7222		2	0.0%
7224		1	0.0%
7231		14	0.2%
7234		8	0.1%
7314		2	0.0%
7317		16	0.2%
7318		6	0.1%
7319		8	0.1%
7323		1	0.0%
7411		1	0.0%
7511		5	0.1%
7512		7	0.1%
7515		13	0.2%
7521		1	0.0%

File : GSEC8_1

h8q19B: Level 3 job code

Value	Label	Cases	Percentage
7522		7	0.1%
7523		3	0.0%
7531		17	0.2%
7532		1	0.0%
7536		1	0.0%
7549		9	0.1%
8153		1	0.0%
8160		3	0.0%
8172		4	0.0%
8189		2	0.0%
8211		3	0.0%
8212		2	0.0%
8219		2	0.0%
8311		1	0.0%
8321		30	0.4%
8322		17	0.2%
8332		9	0.1%
8350		1	0.0%
9111		59	0.7%
9112		9	0.1%
9121		3	0.0%
9122		5	0.1%
9129		4	0.0%
9211		418	5.2%
9212		44	0.5%
9213		107	1.3%
9214		7	0.1%
9215		21	0.3%
9216		13	0.2%
9311		6	0.1%
9312		4	0.0%
9313		82	1.0%
9321		4	0.0%
9329		37	0.5%
9331		28	0.3%
9332		2	0.0%
9333		3	0.0%
9334		1	0.0%
9411		27	0.3%
9412		20	0.2%
9510		26	0.3%
9520		3	0.0%
9612		1	0.0%

File : GSEC8_1

h8q19B: Level 3 job code

Value	Label	Cases	Percentage
9613		2	0.0%
9621		4	0.0%
9622		23	0.3%
9624		5	0.1%
9629		36	0.4%
99998		109	1.4%
99999		161	2.0%
Sysmiss		6691	

Warning: these figures indicate the number of cases found in the data file. They cannot be interpreted as summary statistics of the population of interest.

h8q20A: Description of the sector (in text)

Information	[Type= discrete] [Format=character] [Missing=*]
Statistics [NW/ W]	[Valid=8060 /-] [Invalid=0 /-]

h8q20B: Job sector code - level 4

Information	[Type= discrete] [Format=character] [Missing=*]
Statistics [NW/ W]	[Valid=8055 /-] [Invalid=0 /-]

Value	Label	Cases	Percentage
0111		2321	28.8%
0112		30	0.4%
0113		419	5.2%
0114		9	0.1%
0115		10	0.1%
0116		6	0.1%
0119		1392	17.3%
0122		156	1.9%
0123		1	0.0%
0125		1	0.0%
0127		16	0.2%
0128		4	0.0%
0129		168	2.1%
0130		3	0.0%
0141		81	1.0%
0144		17	0.2%
0145		2	0.0%
0146		14	0.2%
0149		3	0.0%
0150		1008	12.5%
0161		71	0.9%
0162		14	0.2%
0163		8	0.1%
0164		1	0.0%
0210		3	0.0%
0220		18	0.2%

File : GSEC8_1

h8q20B: Job sector code - level 4

Value	Label	Cases	Percentage
0230		2	0.0%
0240		1	0.0%
0312		50	0.6%
0322		1	0.0%
0710		1	0.0%
0899		9	0.1%
1010		1	0.0%
1061		12	0.1%
1062		4	0.0%
1071		6	0.1%
1072		3	0.0%
1079		11	0.1%
1101		20	0.2%
1103		9	0.1%
1104		4	0.0%
1313		5	0.1%
1391		2	0.0%
1392		2	0.0%
1393		1	0.0%
1399		6	0.1%
1410		5	0.1%
1610		4	0.0%
1622		3	0.0%
1623		1	0.0%
1629		18	0.2%
1709		1	0.0%
1920		2	0.0%
2022		1	0.0%
2023		1	0.0%
2029		1	0.0%
2220		1	0.0%
2392		7	0.1%
2399		5	0.1%
2410		2	0.0%
2511		1	0.0%
2591		1	0.0%
2593		1	0.0%
2599		6	0.1%
3100		14	0.2%
3211		1	0.0%
3290		16	0.2%
3315		1	0.0%
3319		1	0.0%

File : GSEC8_1

h8q20B: Job sector code - level 4

Value	Label	Cases	Percentage
3510		4	0.0%
3520		2	0.0%
3600		5	0.1%
3811		1	0.0%
3900		2	0.0%
4100		118	1.5%
4210		4	0.0%
4290		2	0.0%
4330		7	0.1%
4390		9	0.1%
4510		2	0.0%
4520		10	0.1%
4530		2	0.0%
4540		13	0.2%
4610		2	0.0%
4620		12	0.1%
4630		20	0.2%
4641		4	0.0%
4649		10	0.1%
4659		1	0.0%
4663		2	0.0%
4669		1	0.0%
4690		3	0.0%
4711		65	0.8%
4719		76	0.9%
4721		56	0.7%
4722		27	0.3%
4730		4	0.0%
4741		2	0.0%
4742		2	0.0%
4751		1	0.0%
4759		7	0.1%
4761		1	0.0%
4771		22	0.3%
4772		4	0.0%
4773		52	0.6%
4774		4	0.0%
4781		77	1.0%
4782		27	0.3%
4789		61	0.8%
4799		114	1.4%
4911		1	0.0%
4921		67	0.8%

File : GSEC8_1

h8q20B: Job sector code - level 4

Value	Label	Cases	Percentage
4922		69	0.9%
4923		10	0.1%
5021		1	0.0%
5210		2	0.0%
5221		4	0.0%
5229		5	0.1%
5320		2	0.0%
5510		6	0.1%
5520		1	0.0%
5590		6	0.1%
5610		58	0.7%
5629		25	0.3%
5630		10	0.1%
6010		2	0.0%
6120		1	0.0%
6190		3	0.0%
6311		2	0.0%
6399		2	0.0%
6419		11	0.1%
6491		1	0.0%
6499		3	0.0%
6612		1	0.0%
6619		2	0.0%
6810		1	0.0%
6820		5	0.1%
6910		1	0.0%
6920		1	0.0%
7020		1	0.0%
7110		8	0.1%
7310		1	0.0%
7320		1	0.0%
7410		2	0.0%
7420		1	0.0%
7490		36	0.4%
7500		2	0.0%
7729		1	0.0%
7810		1	0.0%
7820		4	0.0%
8010		3	0.0%
8020		1	0.0%
8130		2	0.0%
8211		22	0.3%
8219		1	0.0%

File : GSEC8_1

h8q20B: Job sector code - level 4

Value	Label	Cases	Percentage
8299		8	0.1%
8411		15	0.2%
8412		1	0.0%
8422		6	0.1%
8423		8	0.1%
8430		8	0.1%
8510		169	2.1%
8521		32	0.4%
8530		7	0.1%
8549		4	0.0%
8550		1	0.0%
8610		21	0.3%
8620		17	0.2%
8690		20	0.2%
8730		1	0.0%
8790		1	0.0%
8890		9	0.1%
9000		17	0.2%
9312		2	0.0%
9319		1	0.0%
9321		1	0.0%
9329		1	0.0%
9491		4	0.0%
9499		1	0.0%
9523		1	0.0%
9524		1	0.0%
9529		9	0.1%
9601		14	0.2%
9602		31	0.4%
9603		1	0.0%
9609		106	1.3%
9700		44	0.5%
9810		2	0.0%
9820		10	0.1%
9900		3	0.0%
Y9998		92	1.1%
Z9999		138	1.7%

Warning: these figures indicate the number of cases found in the data file. They cannot be interpreted as summary statistics of the population of interest.

h8q21a: When did [NAME] start to work for this employer or start running the business?

Information	[Type= continuous] [Format=numeric] [Range= 1930-9999] [Missing=*]
Statistics [NW/ W]	[Valid=8063 /-] [Invalid=6688 /-]

h8q21b: When did [NAME] start to work for this employer or start running the business?

Information	[Type= discrete] [Format=numeric] [Range= 1-99] [Missing=*]
-------------	---

File : GSEC8_1

h8q21b: When did [NAME] start to work for this employer or start running the business?

Statistics [NW/ W] [Valid=8063 /-] [Invalid=6688 /-]

Value	Label	Cases	Percentage
1	January	1008	12.5%
2	February	854	10.6%
3	March	617	7.7%
4	April	321	4.0%
5	May	260	3.2%
6	June	165	2.0%
7	July	132	1.6%
8	August	234	2.9%
9	September	132	1.6%
10	October	101	1.3%
11	November	120	1.5%
12	December	185	2.3%
99	DK	3934	48.8%
Sysmiss		6688	

Warning: these figures indicate the number of cases found in the data file. They cannot be interpreted as summary statistics of the population of interest.

h8q22: In this (main) job/business that [NAME] had during the last week,[NAME] was

Information [Type= discrete] [Format=numeric] [Range= 1-6] [Missing=*]

Statistics [NW/ W] [Valid=8065 /-] [Invalid=6686 /-]

Value	Label	Cases	Percentage
1	Working for someone else for pay?	1306	16.2%
2	An employer?	18	0.2%
3	An own-account worker?	975	12.1%
4	Helping without pay in a household business?	177	2.2%
5	An apprentice?	19	0.2%
6	Working on the household farm or with household livestock?	5570	69.1%
Sysmiss		6686	

Warning: these figures indicate the number of cases found in the data file. They cannot be interpreted as summary statistics of the population of interest.

h8q36a: During the last 7 days, how many hours did [NAME] work on each day?

Information [Type= continuous] [Format=numeric] [Range= 0-18] [Missing=*]

Statistics [NW/ W] [Valid=8061 /-] [Invalid=6690 /-]

h8q36b: During the last 7 days, how many hours did [NAME] work on each day?

Information [Type= continuous] [Format=numeric] [Range= 0-20] [Missing=*]

Statistics [NW/ W] [Valid=8061 /-] [Invalid=6690 /-]

h8q36c: During the last 7 days, how many hours did [NAME] work on each day?

Information [Type= continuous] [Format=numeric] [Range= 0-20] [Missing=*]

Statistics [NW/ W] [Valid=8061 /-] [Invalid=6690 /-]

h8q36d: During the last 7 days, how many hours did [NAME] work on each day?

Information [Type= continuous] [Format=numeric] [Range= 0-20] [Missing=*]

Statistics [NW/ W] [Valid=8060 /-] [Invalid=6691 /-]

File : GSEC8_1

h8q36e: During the last 7 days, how many hours did [NAME] work on each day?

Information [Type= continuous] [Format=numeric] [Range= 0-20] [Missing=*]

Statistics [NW/ W] [Valid=8060 /-] [Invalid=6691 /-]

h8q36f: During the last 7 days, how many hours did [NAME] work on each day?

Information [Type= continuous] [Format=numeric] [Range= 0-24] [Missing=*]

Statistics [NW/ W] [Valid=8060 /-] [Invalid=6691 /-]

h8q36g: During the last 7 days, how many hours did [NAME] work on each day?

Information [Type= continuous] [Format=numeric] [Range= 0-24] [Missing=*]

Statistics [NW/ W] [Valid=8060 /-] [Invalid=6691 /-]

h8q23: Does this employer contribute to any pension/ retirement fund (e.g. NSSF) for [N

Information [Type= discrete] [Format=numeric] [Range= 1-2] [Missing=*]

Statistics [NW/ W] [Valid=1304 /-] [Invalid=13447 /-]

Value	Label	Cases	Percentage
1	Yes	214	<div></div> 16.4%
2	No	1090	<div></div> 83.6%
Sysmiss		13447	

Warning: these figures indicate the number of cases found in the data file. They cannot be interpreted as summary statistics of the population of interest.

h8q24: Is [NAME] entitled to any paid leave from this employer?

Information [Type= discrete] [Format=numeric] [Range= 1-2] [Missing=*]

Statistics [NW/ W] [Valid=1304 /-] [Invalid=13447 /-]

Value	Label	Cases	Percentage
1	Yes	257	<div></div> 19.7%
2	No	1047	<div></div> 80.3%
Sysmiss		13447	

Warning: these figures indicate the number of cases found in the data file. They cannot be interpreted as summary statistics of the population of interest.

h8q25: Is [NAME] entitled to medical benefits from this employer?

Information [Type= discrete] [Format=numeric] [Range= 1-2] [Missing=*]

Statistics [NW/ W] [Valid=1304 /-] [Invalid=13447 /-]

Value	Label	Cases	Percentage
1	Yes	134	<div></div> 10.3%
2	No	1170	<div></div> 89.7%
Sysmiss		13447	

Warning: these figures indicate the number of cases found in the data file. They cannot be interpreted as summary statistics of the population of interest.

h8q26: Does this employer deduct or pay income tax (PAYE) from [NAME]'s salary/ wage?

Information [Type= discrete] [Format=numeric] [Range= 1-2] [Missing=*]

Statistics [NW/ W] [Valid=1304 /-] [Invalid=13447 /-]

Value	Label	Cases	Percentage
1	Yes	276	<div></div> 21.2%
2	No	1028	<div></div> 78.8%
Sysmiss		13447	

Warning: these figures indicate the number of cases found in the data file. They cannot be interpreted as summary statistics of the population of interest.

File : GSEC8_1

h8q27: Is [NAME]'s employment agreement

Information	[Type= discrete] [Format=numeric] [Range= 1-2] [Missing=*]
Statistics [NW/ W]	[Valid=1305 /-] [Invalid=13446 /-]

Value	Label	Cases	Percentage
1	Written	442	33.9%
2	Verbal	863	66.1%
Sysmiss		13446	

Warning: these figures indicate the number of cases found in the data file. They cannot be interpreted as summary statistics of the population of interest.

h8q28: Is [NAME]'s position...

Information	[Type= discrete] [Format=numeric] [Range= 1-3] [Missing=*]
Statistics [NW/ W]	[Valid=1305 /-] [Invalid=13446 /-]

Value	Label	Cases	Percentage
1	Permanent and pensionable	187	14.3%
2	An open ended appointment	945	72.4%
3	A fixed term	173	13.3%
Sysmiss		13446	

Warning: these figures indicate the number of cases found in the data file. They cannot be interpreted as summary statistics of the population of interest.

h8q29: What is the duration of [NAME]'s employment agreement?

Information	[Type= discrete] [Format=numeric] [Range= 1-6] [Missing=*]
Statistics [NW/ W]	[Valid=173 /-] [Invalid=14578 /-]

Value	Label	Cases	Percentage
1	A week or less	80	46.2%
2	More than a week but less than a month	14	8.1%
3	One to six months	20	11.6%
4	Seven to eleven months	7	4.0%
5	One to five years	45	26.0%
6	More than 5 years	7	4.0%
Sysmiss		14578	

Warning: these figures indicate the number of cases found in the data file. They cannot be interpreted as summary statistics of the population of interest.

h8q30a: During the last 12 months, for how many months did [NAME] work in this job?

Information	[Type= discrete] [Format=numeric] [Range= 0-12] [Missing=*]
Statistics [NW/ W]	[Valid=1303 /-] [Invalid=13448 /-]

Value	Label	Cases	Percentage
0		7	0.5%
1		33	2.5%
2		26	2.0%
3		27	2.1%
4		42	3.2%
5		40	3.1%
6		62	4.8%
7		42	3.2%
8		86	6.6%
9		92	7.1%

File : GSEC8_1

h8q30a: During the last 12 months, for how many months did [NAME] work in this job?

Value	Label	Cases	Percentage
10		67	5.1%
11		27	2.1%
12		752	57.7%
Sysmiss		13448	

Warning: these figures indicate the number of cases found in the data file. They cannot be interpreted as summary statistics of the population of interest.

h8q30b: During the 12 months, on average how many weeks per month did [NAME] work in thi

Information	[Type= discrete] [Format=numeric] [Range= 0-5] [Missing=*]
Statistics [NW/ W]	[Valid=1303 /-] [Invalid=13448 /-]

Value	Label	Cases	Percentage
0		5	0.4%
1		12	0.9%
2		81	6.2%
3		150	11.5%
4		1041	79.9%
5		14	1.1%
Sysmiss		13448	

Warning: these figures indicate the number of cases found in the data file. They cannot be interpreted as summary statistics of the population of interest.

h8q31a: How much was [Name]'s last cash payment for the main job ?

Information	[Type= continuous] [Format=numeric] [Range= 0-6800000] [Missing=*]
Statistics [NW/ W]	[Valid=1295 /-] [Invalid=13456 /-]

h8q31b: How much did [NAME] receive in kind for the main job during the last week?

Information	[Type= continuous] [Format=numeric] [Range= 0-1200000] [Missing=*]
Statistics [NW/ W]	[Valid=1300 /-] [Invalid=13451 /-]

h8q31c: What period of time did this payment cover?

Information	[Type= discrete] [Format=numeric] [Range= 1-5] [Missing=*]
Statistics [NW/ W]	[Valid=1304 /-] [Invalid=13447 /-]

Value	Label	Cases	Percentage
1	Hour	6	0.5%
2	Day	298	22.9%
3	Week	203	15.6%
4	Month	744	57.1%
5	Other (specify)	53	4.1%
Sysmiss		13447	

Warning: these figures indicate the number of cases found in the data file. They cannot be interpreted as summary statistics of the population of interest.

h8q31d: Who controls/decides on the use of cash/in-kind payments from the (main job duri

Information	[Type= discrete] [Format=character] [Missing=*]
Statistics [NW/ W]	[Valid=2310 /-] [Invalid=0 /-]

h8q31e: Who controls/decides on the use of cash/in-kind payments from the (main job duri

Information	[Type= discrete] [Format=character] [Missing=*]
Statistics [NW/ W]	[Valid=2311 /-] [Invalid=0 /-]

File : GSEC8_1

h8q31e: Who controls/decides on the use of cash/in-kind payments from the (main job duri

Value	Label	Cases	Percentage
-111		1803	78.0%
-777		7	0.3%
P00101-008		2	0.1%
P00110-001		1	0.0%
P00110-004		1	0.0%
P00301-002		1	0.0%
P00704-001		1	0.0%
P00704-002		1	0.0%
P00803-001		1	0.0%
P00809-002		1	0.0%
P00810-001		1	0.0%
P00810-005		1	0.0%
P00810-026		1	0.0%
P00811-001		2	0.1%
P01210-002		1	0.0%
P01809-006		1	0.0%
P02110-002		1	0.0%
P02206-005		1	0.0%
P02304-001		1	0.0%
P02304-002		1	0.0%
P02305-001		2	0.1%
P02310-003		1	0.0%
P02412-006		2	0.1%
P02602-001		1	0.0%
P02703-016		1	0.0%
P02705-008		1	0.0%
P02705-009		1	0.0%
P02706-009		1	0.0%
P02803-002		2	0.1%
P03409-002		1	0.0%
P03503-002		1	0.0%
P03511-002		1	0.0%
P03512-001		1	0.0%
P03512-002		1	0.0%
P03515-002		1	0.0%
P03605-006		1	0.0%
P04205-001		1	0.0%
P04210-001		1	0.0%
P04501-001		1	0.0%
P04508-005		1	0.0%
P04801-002		1	0.0%
P04807-001		1	0.0%
P04808-001		1	0.0%

File : GSEC8_1

h8q31e: Who controls/decides on the use of cash/in-kind payments from the (main job duri

Value	Label	Cases	Percentage
P05706-001		1	0.0%
P05904-002		1	0.0%
P06009-008		1	0.0%
P06411-002		1	0.0%
P06802-001		1	0.0%
P07002-001		1	0.0%
P07007-014		1	0.0%
P07202-005		1	0.0%
P07202-008		1	0.0%
P07202-009		1	0.0%
P07208-011		1	0.0%
P07303-002		1	0.0%
P07408-001		1	0.0%
P07410-001		1	0.0%
P07410-008		1	0.0%
P08101-002		1	0.0%
P08102-019		1	0.0%
P08102-020		1	0.0%
P08110-001		1	0.0%
P08306-001		1	0.0%
P08602-004		1	0.0%
P08605-001		1	0.0%
P09001-003		1	0.0%
P09008-020		1	0.0%
P09009-010		1	0.0%
P09206-008		1	0.0%
P09410-002		1	0.0%
P09505-001		1	0.0%
P09705-005		1	0.0%
P10007-007		1	0.0%
P10010-002		1	0.0%
P10311-001		1	0.0%
P10701-002		1	0.0%
P10701-011		2	0.1%
P10701-014		1	0.0%
P10709-002		1	0.0%
P10710-002		1	0.0%
P10803-021		1	0.0%
P10803-022		1	0.0%
P10908-001		1	0.0%
P10908-002		1	0.0%
P10909-013		1	0.0%
P10909-033		1	0.0%

File : GSEC8_1

h8q31e: Who controls/decides on the use of cash/in-kind payments from the (main job duri

Value	Label	Cases	Percentage
P10909-051		1	0.0%
P11001-002		1	0.0%
P11011-002		1	0.0%
P11403-001		1	0.0%
P11405-002		1	0.0%
P11409-001		1	0.0%
P11502-004		1	0.0%
P11509-002		1	0.0%
P11801-001		1	0.0%
P11808-006		1	0.0%
P11903-006		1	0.0%
P12003-001		1	0.0%
P12003-002		1	0.0%
P12007-002		1	0.0%
P12008-002		1	0.0%
P12011-002		1	0.0%
P12401-002		1	0.0%
P12402-001		1	0.0%
P12402-010		1	0.0%
P12506-002		1	0.0%
P12605-002		1	0.0%
P12708-005		1	0.0%
P12808-002		1	0.0%
P12809-009		1	0.0%
P12809-012		1	0.0%
P13202-002		1	0.0%
P13205-001		1	0.0%
P13205-006		1	0.0%
P13207-001		1	0.0%
P13209-002		1	0.0%
P13307-002		1	0.0%
P13309-002		1	0.0%
P13310-001		1	0.0%
P13310-002		1	0.0%
P14002-001		1	0.0%
P14002-002		1	0.0%
P14003-013		1	0.0%
P14104-011		1	0.0%
P14111-001		1	0.0%
P14207-012		1	0.0%
P14209-002		1	0.0%
P14210-001		1	0.0%
P14302-002		1	0.0%

File : GSEC8_1

h8q31e: Who controls/decides on the use of cash/in-kind payments from the (main job duri

Value	Label	Cases	Percentage
P14310-002		1	0.0%
P14410-003		1	0.0%
P14612-002		1	0.0%
P14805-002		1	0.0%
P14806-007		1	0.0%
P14806-008		1	0.0%
P14808-003		1	0.0%
P14808-010		1	0.0%
P14906-007		1	0.0%
P15002-002		1	0.0%
P15008-010		1	0.0%
P15102-002		1	0.0%
P15102-006		1	0.0%
P15102-009		1	0.0%
P15103-002		1	0.0%
P15305-002		1	0.0%
P15903-003		1	0.0%
P15909-002		1	0.0%
P16306-001		1	0.0%
P16306-002		1	0.0%
P16309-001		1	0.0%
P16406-002		1	0.0%
P16505-015		1	0.0%
P16509-002		1	0.0%
P16611-001		1	0.0%
P16806-011		1	0.0%
P17003-002		1	0.0%
P17008-001		1	0.0%
P17009-009		1	0.0%
P17103-010		1	0.0%
P17203-002		1	0.0%
P17204-001		1	0.0%
P17207-001		1	0.0%
P17207-002		1	0.0%
P17401-002		1	0.0%
P17406-001		1	0.0%
P17409-001		1	0.0%
P17507-008		1	0.0%
P17606-002		1	0.0%
P17705-002		1	0.0%
P17709-001		1	0.0%
P18005-001		1	0.0%
P18013-002		1	0.0%

File : GSEC8_1

h8q31e: Who controls/decides on the use of cash/in-kind payments from the (main job duri

Value	Label	Cases	Percentage
P18208-001		1	0.0%
P18311-002		1	0.0%
P18708-001		1	0.0%
P18908-001		1	0.0%
P19101-001		1	0.0%
P19201-002		1	0.0%
P19702-010		1	0.0%
P19705-001		1	0.0%
P20005-005		1	0.0%
P20005-010		1	0.0%
P20010-005		1	0.0%
P20504-011		1	0.0%
P20510-003		1	0.0%
P20510-013		1	0.0%
P20510-014		1	0.0%
P20601-006		1	0.0%
P20611-002		1	0.0%
P20805-013		1	0.0%
P20908-008		1	0.0%
P21107-002		1	0.0%
P21109-001		1	0.0%
P21403-001		1	0.0%
P21405-001		1	0.0%
P21410-002		1	0.0%
P21503-004		1	0.0%
P21506-002		1	0.0%
P21708-006		1	0.0%
P21709-004		1	0.0%
P21709-005		1	0.0%
P21711-001		1	0.0%
P22003-002		2	0.1%
P22004-013		1	0.0%
P22004-040		1	0.0%
P22109-002		1	0.0%
P22303-018		1	0.0%
P22306-002		2	0.1%
P23109-020		1	0.0%
P23312-001		1	0.0%
P23607-016		1	0.0%
P23701-002		1	0.0%
P23708-002		1	0.0%
P23801-002		1	0.0%
P23813-011		1	0.0%

File : GSEC8_1

h8q31e: Who controls/decides on the use of cash/in-kind payments from the (main job duri

Value	Label	Cases	Percentage
P24204-002		1	0.0%
P24505-001		2	0.1%
P24511-014		1	0.0%
P25201-002		2	0.1%
P25201-003		2	0.1%
P25402-006		1	0.0%
P25703-002		1	0.0%
P25706-013		1	0.0%
P25709-002		1	0.0%
P25902-002		1	0.0%
P25903-025		1	0.0%
P25904-001		1	0.0%
P26008-002		1	0.0%
P26012-001		1	0.0%
P26012-005		1	0.0%
P26110-002		2	0.1%
P26201-002		1	0.0%
P26207-002		1	0.0%
P26505-002		1	0.0%
P26507-001		1	0.0%
P26511-008		1	0.0%
P26603-011		1	0.0%
P26608-002		1	0.0%
P27006-002		2	0.1%
P27010-001		1	0.0%
P27406-001		2	0.1%
P27409-001		1	0.0%
P27807-002		1	0.0%
P28006-004		1	0.0%
P28007-001		1	0.0%
P28007-002		1	0.0%
P28106-001		1	0.0%
P28108-003		2	0.1%
P28109-004		1	0.0%
P28207-004		1	0.0%
P28209-010		1	0.0%
P28307-003		1	0.0%
P28307-008		1	0.0%
P28505-010		1	0.0%
P28505-014		1	0.0%
P28703-001		1	0.0%
P28706-001		1	0.0%
P28803-001		1	0.0%

File : GSEC8_1

h8q31e: Who controls/decides on the use of cash/in-kind payments from the (main job duri

Value	Label	Cases	Percentage
P28805-007		1	0.0%
P29202-001		1	0.0%
P29203-002		1	0.0%
P29203-006		1	0.0%
P29406-002		1	0.0%
P29502-002		1	0.0%
P29502-005		1	0.0%
P29507-002		1	0.0%
P29602-018		1	0.0%
P29610-002		1	0.0%
P29710-018		1	0.0%
P29803-003		1	0.0%
P29803-004		1	0.0%
P29805-001		1	0.0%
P29805-002		1	0.0%
P29806-001		1	0.0%
P29806-002		1	0.0%
P29807-003		1	0.0%
P29903-004		2	0.1%
P29903-005		1	0.0%
P29908-007		1	0.0%
P30006-002		1	0.0%
P30008-012		1	0.0%
P30008-013		1	0.0%
P30009-002		1	0.0%
P30012-001		1	0.0%
P30012-002		1	0.0%
P30408-003		1	0.0%
P30502-011		1	0.0%
P30509-001		2	0.1%
P30511-015		1	0.0%
P30602-002		1	0.0%
P30604-002		1	0.0%
P30605-009		1	0.0%
P30607-002		1	0.0%
P30702-002		1	0.0%
P30702-004		1	0.0%
P30702-012		1	0.0%
P30806-008		1	0.0%
P30903-002		1	0.0%
P30905-012		1	0.0%
P30911-001		1	0.0%
P31004-007		1	0.0%

File : GSEC8_1

h8q31e: Who controls/decides on the use of cash/in-kind payments from the (main job duri

Value	Label	Cases	Percentage
P31101-003		1	0.0%
P31701-002		1	0.0%
P31703-014		1	0.0%
P31706-002		1	0.0%
P31901-001		1	0.0%
P31904-001		1	0.0%
P31907-002		1	0.0%
P32102-001		1	0.0%
P32102-003		1	0.0%
P32103-005		1	0.0%
P32105-004		1	0.0%
P32106-018		1	0.0%
P32109-002		1	0.0%
P32401-002		2	0.1%
P32403-001		1	0.0%
P32408-002		1	0.0%
P32503-002		1	0.0%
P32506-002		1	0.0%
P32510-002		2	0.1%
P32601-001		1	0.0%
P32603-001		1	0.0%
P32603-002		1	0.0%
P32701-002		1	0.0%
P32702-001		1	0.0%
P32702-002		1	0.0%
P32707-001		1	0.0%
P32803-001		1	0.0%
P32803-002		1	0.0%
P32805-001		1	0.0%
P32807-002		1	0.0%
P32903-002		1	0.0%
P33002-002		1	0.0%
P33003-003		1	0.0%
P33004-002		1	0.0%
P33008-002		1	0.0%
P33101-002		2	0.1%
P33105-002		1	0.0%
P33107-002		1	0.0%
P33109-002		1	0.0%
P33110-002		1	0.0%
P33201-002		1	0.0%
P33202-001		1	0.0%
P33202-002		1	0.0%

File : GSEC8_1

h8q31e: Who controls/decides on the use of cash/in-kind payments from the (main job duri

Value	Label	Cases	Percentage
P33203-002		1	0.0%
P33209-002		1	0.0%
P33301-002		1	0.0%
P33306-001		1	0.0%
P33306-002		1	0.0%
P33403-001		1	0.0%
P33802-001		1	0.0%
P34009-002		1	0.0%
P34503-002		1	0.0%
P34507-001		1	0.0%
P34507-002		1	0.0%
P34606-001		1	0.0%
P34704-001		1	0.0%
P34706-001		1	0.0%
P34902-001		1	0.0%
P34905-001		1	0.0%
P34905-003		1	0.0%
P35101-002		2	0.1%
P35101-005		2	0.1%
P35203-001		1	0.0%
P35203-002		1	0.0%
P35305-002		1	0.0%
P35403-002		1	0.0%
P35509-002		1	0.0%
P35901-001		1	0.0%
P36001-002		1	0.0%
P36010-002		1	0.0%
P36205-002		1	0.0%
P36302-001		1	0.0%
P36302-002		1	0.0%
P36303-001		1	0.0%
P36406-002		1	0.0%
P36701-001		1	0.0%
P36702-001		1	0.0%
P36704-001		2	0.1%
P36705-001		1	0.0%
P36705-002		1	0.0%
P36705-010		1	0.0%
P36803-002		2	0.1%
P36807-002		1	0.0%
P36901-001		1	0.0%
P36910-002		1	0.0%
P37001-001		1	0.0%

File : GSEC8_1

h8q31e: Who controls/decides on the use of cash/in-kind payments from the (main job duri

Value	Label	Cases	Percentage
P37003-002		1	0.0%
P37006-002		1	0.0%
P37103-001		1	0.0%
P37106-002		1	0.0%
P37208-009		1	0.0%
P37210-002		1	0.0%
P37306-002		1	0.0%
P37409-001		1	0.0%
P37409-002		1	0.0%
P37503-003		1	0.0%
P37508-016		1	0.0%
P37509-001		1	0.0%
P37510-002		1	0.0%
P37601-002		1	0.0%
P37602-006		1	0.0%
P37605-001		1	0.0%
P37606-001		1	0.0%
P37607-002		1	0.0%
P37704-002		1	0.0%
P37902-002		1	0.0%
P38009-002		1	0.0%
P38104-003		1	0.0%
P38105-002		1	0.0%
P38109-002		1	0.0%
P38204-002		1	0.0%
P38507-001		1	0.0%
P38901-001		1	0.0%
P38901-002		1	0.0%
P38903-001		1	0.0%
P38903-002		1	0.0%
P38905-001		1	0.0%
P38905-002		1	0.0%
P38909-002		1	0.0%
P39310-002		1	0.0%
P39403-002		1	0.0%
P39405-002		1	0.0%
P39409-001		1	0.0%
P39601-001		1	0.0%
P39603-001		1	0.0%
P39603-002		1	0.0%
P39605-002		1	0.0%
P40009-002		1	0.0%
P40109-002		1	0.0%

File : GSEC8_1

h8q31e: Who controls/decides on the use of cash/in-kind payments from the (main job duri

Value	Label	Cases	Percentage
P40202-001		1	0.0%
P40209-002		1	0.0%
P40506-001		1	0.0%
P40608-002		1	0.0%
P40810-002		2	0.1%
P41003-002		1	0.0%
P41004-002		1	0.0%
P41101-002		1	0.0%
P41103-001		1	0.0%
P41301-002		1	0.0%
P41303-002		1	0.0%
P41304-002		1	0.0%
P41309-002		1	0.0%
P41405-001		1	0.0%
P41405-002		1	0.0%
P41501-002		1	0.0%
P41605-002		1	0.0%
P41606-002		1	0.0%
P41606-010		1	0.0%
P41607-002		1	0.0%
P41610-001		2	0.1%
P41610-002		1	0.0%
P41910-001		2	0.1%
P42001-002		1	0.0%
P42202-002		2	0.1%
P42203-002		1	0.0%
P42205-002		1	0.0%
P42206-001		1	0.0%
P42306-002		1	0.0%
P42401-002		1	0.0%
P42402-001		1	0.0%
P42402-003		1	0.0%
P42405-001		1	0.0%
P42407-001		1	0.0%
P42407-002		1	0.0%
P42410-002		1	0.0%
P42410-003		1	0.0%
P42503-002		1	0.0%
P42506-002		1	0.0%
P42610-006		1	0.0%
P42709-002		1	0.0%
P42807-002		1	0.0%
P42809-009		1	0.0%

File : GSEC8_1

h8q31e: Who controls/decides on the use of cash/in-kind payments from the (main job duri

Value	Label	Cases	Percentage
P43002-001		1	0.0%
P43005-002		1	0.0%

Warning: these figures indicate the number of cases found in the data file. They cannot be interpreted as summary statistics of the population of interest.

h8q32: Is [NAME]'s business (or household business where [NAME] works) registered for

Information	[Type= discrete] [Format=numeric] [Range= 1-9] [Missing=*]
Statistics [NW/ W]	[Valid=1176 /-] [Invalid=13575 /-]

Value	Label	Cases	Percentage
1	YES	56	4.8%
2	NO	1081	91.9%
8	Don't Know	38	3.2%
9	Refused	1	0.1%
Sysmiss		13575	

Warning: these figures indicate the number of cases found in the data file. They cannot be interpreted as summary statistics of the population of interest.

h8q33: Is [NAME]'s business (or household business where [NAME] works) registered for i

Information	[Type= discrete] [Format=numeric] [Range= 1-9] [Missing=*]
Statistics [NW/ W]	[Valid=1176 /-] [Invalid=13575 /-]

Value	Label	Cases	Percentage
1	YES	84	7.1%
2	NO	1042	88.6%
8	Don't Know	49	4.2%
9	Refused	1	0.1%
Sysmiss		13575	

Warning: these figures indicate the number of cases found in the data file. They cannot be interpreted as summary statistics of the population of interest.

# h8q34a: In this apprenticeship was [NAME]?			
Information	[Type= discrete] [Format=numeric] [Range= 1-4] [Missing=*]		
Statistics [NW/ W]	[Valid=19 /-] [Invalid=14732 /-]		
Value	Label	Cases	Percentage
1	Unpaid	10	<div><div></div></div> 52.6%
2	Paid cash	3	<div><div></div></div> 15.8%
3	Paid in kind	2	<div><div></div></div> 10.5%
4	Required to pay to participate	4	<div><div></div></div> 21.1%
Sysmiss		14732	
Warning: these figures indicate the number of cases found in the data file. They cannot be interpreted as summary statistics of the population of interest.			
# h8q34b: In this apprenticeship2 was [NAME]?			
Information	[Type= discrete] [Format=numeric] [Range= 1-4] [Missing=*]		
Statistics [NW/ W]	[Valid=19 /-] [Invalid=14732 /-]		
Value	Label	Cases	Percentage
1	Unpaid	10	<div><div></div></div> 52.6%
2	Paid cash	3	<div><div></div></div> 15.8%
3	Paid in kind	2	<div><div></div></div> 10.5%
4	Required to pay to participate	4	<div><div></div></div> 21.1%
Sysmiss		14732	
Warning: these figures indicate the number of cases found in the data file. They cannot be interpreted as summary statistics of the population of interest.			
# h8q35: Is [NAME]'s employer /business (at [NAME]'s main job)			
Information	[Type= discrete] [Format=numeric] [Range= 1-7] [Missing=*]		
Statistics [NW/ W]	[Valid=2321 /-] [Invalid=12430 /-]		
Value	Label	Cases	Percentage
1	National Government	179	<div><div></div></div> 7.7%
2	Local government	50	<div><div></div></div> 2.2%
3	Government controlled business (NWSC, UMEME)	15	<div><div></div></div> 0.6%
4	A commercial bank	5	<div><div></div></div> 0.2%
5	A private enterprise (other than a commercial bank	1263	<div><div></div></div> 54.4%
6	Non-profit organization (NGO/CBO)	68	<div><div></div></div> 2.9%
7	A private household	741	<div><div></div></div> 31.9%
Sysmiss		12430	
Warning: these figures indicate the number of cases found in the data file. They cannot be interpreted as summary statistics of the population of interest.			
# h8q37: In the LAST 7 DAYS, did [NAME] have more than one economic activity, such as a j			
Information	[Type= discrete] [Format=numeric] [Range= 1-2] [Missing=*]		
Statistics [NW/ W]	[Valid=8064 /-] [Invalid=6687 /-]		
Value	Label	Cases	Percentage
1	Yes	1286	<div><div></div></div> 15.9%
2	No	6778	<div><div></div></div> 84.1%
Sysmiss		6687	
Warning: these figures indicate the number of cases found in the data file. They cannot be interpreted as summary statistics of the population of interest.			
# h8q38A: Description			
Information	[Type= discrete] [Format=character] [Missing=*]		
Statistics [NW/ W]	[Valid=1292 /-]		

h8q38A: Description

Value	Label	Cases	Percentage
.brewing local beelira lira		1	0.1%
ASSISTING IN THE RETAIL SALE OF GENERAL MERCHANDISE		1	0.1%
ASSISTING PEOPLE ON THERE FARMS FOR PAY		1	0.1%
Agriculture casual labourer		6	0.5%
Annual crop farmer		1	0.1%
Askari		1	0.1%
Assisting a witch doctor		1	0.1%
BICYCLE REPAIRER		1	0.1%
BRICK LAYER		1	0.1%
BRICK MAKING		1	0.1%
Bar Tender		1	0.1%
Basket maker		1	0.1%
Bicycle mechanic		1	0.1%
Bicycle repairing		1	0.1%
Boda Boda Rider		1	0.1%
Boda boda rider		2	0.2%
Bodaboda rider on mortocycle		1	0.1%
Breaking stones into small peaces		1	0.1%
Brewer of local waragi		1	0.1%
Brewing alcohol		1	0.1%
Brewing and selling of waragi		1	0.1%
Brewing beer		1	0.1%
Brewing local alcohol		2	0.2%
Brewing local beer		1	0.1%
Brewing local waragi		1	0.1%
Brewing waragi		2	0.2%
Brick making		3	0.2%
Burning charcoal		1	0.1%
Butcher		1	0.1%

# h8q38A: Description			
Value	Label	Cases	Percentage
Buying and selling agricultural produces (Maize, bean and coffee)		1	<div><div></div></div> 0.1%
Buying and selling agriculture produce		1	<div><div></div></div> 0.1%
Buying and selling of beans		1	<div><div></div></div> 0.1%
Buying and selling tomatoes		1	<div><div></div></div> 0.1%
Buys Trees & later Cuts timber for Sale		1	<div><div></div></div> 0.1%
Buys and Sells Sweet bananas		1	<div><div></div></div> 0.1%
Buys and sells bananas		1	<div><div></div></div> 0.1%
Buys and sells matooke at regional market		1	<div><div></div></div> 0.1%
CATECHIST IN A LOCAL CHURCH		1	<div><div></div></div> 0.1%
CROP FARMER		1	<div><div></div></div> 0.1%
CROP FARMER GROWING POTATOES,BAN BEANS AND MAIZE		1	<div><div></div></div> 0.1%
CROP FARMERS		1	<div><div></div></div> 0.1%
CROP FARMING GROWING MAIZE AND VEGETABLES		1	<div><div></div></div> 0.1%
CROP FARMING ON GARDENS FOR PAY		1	<div><div></div></div> 0.1%
Casual Labourer		2	<div><div></div></div> 0.2%
Casual labourer		4	<div><div></div></div> 0.3%
Casuall labourer on building constructing		1	<div><div></div></div> 0.1%
Catching fish using nets		1	<div><div></div></div> 0.1%
Causal worker		1	<div><div></div></div> 0.1%
Changing car tyres		1	<div><div></div></div> 0.1%
Charcoal burner		1	<div><div></div></div> 0.1%

# h8q38A: Description			
Value	Label	Cases	Percentage
Charcoal marker		1	0.1%
Charges Phones for People		1	0.1%
Clearing and digging farm yards		1	0.1%
Clearing farms		1	0.1%
Clearing the Land to plant Millet		1	0.1%
Collects licences on behalf of local govt		1	0.1%
Construction labourer		1	0.1%
Cooking for children in an organisation		1	0.1%
Cooking for pupils and teachers		1	0.1%
Cracking stones		1	0.1%
Crop farm labourer		1	0.1%
Crop farm labourers		1	0.1%
Crop farmer growing beans ,cassava and sweet potatoes		2	0.2%
Crop farmer growing maize and beans		1	0.1%
Crop farmer of annual and perennial crops		1	0.1%
Crop farmer of annual and perennial crops		2	0.2%
Crop farmer of annual crops		1	0.1%
Crop farmer of coffee bananas and beans		1	0.1%
Crop farmer of maize and beans		1	0.1%
Crop growing of beans, cassava etc		1	0.1%
Cultivating & planting annual crops on H/H Arable land		1	0.1%
Cultivating & weeding		1	0.1%

# h8q38A: Description			
Value	Label	Cases	Percentage
Gardens for other H/H's to be paid in kind <food>			
Cultivating & weeding in H/H Agricultural land		1	0.1%
Cultivating H/H Arable land		1	0.1%
Cultivating H/H Arable land & growing crops		1	0.1%
Cultivating H/H Arable land in preparation for 1st season planting		1	0.1%
Cultivating H/H Arable land in preparation for planting 1st season		1	0.1%
Cultivating H/H Arable land, planting Beans & weeding the Garden		1	0.1%
Cultivating H/H Own land , planting crops like Maize, beans. Casava, Matooke, sweet potatoes & Looking after H/H Livestock		1	0.1%
Cultivating own land for crop growing of beans		1	0.1%
Cultivation of Food crops		1	0.1%
Cutting and loading Sugarcanes on the truck		1	0.1%
Cutting timber from trees		1	0.1%
DIGGING AND DOING AN OTHER REQUIRED WORK ON VARIOUS HOUSEHOLDS' FARMS		1	0.1%
DUTIES OF AN L.C 1 CHAIRPERSON		1	0.1%

# h8q38A: Description			
Value	Label	Cases	Percentage
Digging and clearing farm yards		1	<div><div></div></div> 0.1%
Digging and looking after goats		1	<div><div></div></div> 0.1%
Digging and supervising on the farm		1	<div><div></div></div> 0.1%
Digging and weeding in a crop farm		1	<div><div></div></div> 0.1%
Digging groundnuts, beans		1	<div><div></div></div> 0.1%
Digging in farm		1	<div><div></div></div> 0.1%
Digging in farm yards for other people		1	<div><div></div></div> 0.1%
Digging in other people's farm		1	<div><div></div></div> 0.1%
Digging in the beans garden		1	<div><div></div></div> 0.1%
Digging on farmyards for other people		1	<div><div></div></div> 0.1%
Digging on other people's farm		1	<div><div></div></div> 0.1%
Digging on other people's farms		1	<div><div></div></div> 0.1%
Distilling waragy		1	<div><div></div></div> 0.1%
Distributor of electronics for a german company		1	<div><div></div></div> 0.1%
Draughtsman		1	<div><div></div></div> 0.1%
Drives animals to alocal market		1	<div><div></div></div> 0.1%
Employs poeple on transport		1	<div><div></div></div> 0.1%
FISHERMAN		1	<div><div></div></div> 0.1%
Farmer growing Cassava		1	<div><div></div></div> 0.1%
Farmer growing of maize and beans		2	<div><div></div></div> 0.2%
Feching water for others		1	<div><div></div></div> 0.1%
Feeding Cattles		1	<div><div></div></div> 0.1%
Feeding animals (Pigs) and growing crops		1	<div><div></div></div> 0.1%
Fetchng water		1	<div><div></div></div> 0.1%
Fish monger		1	<div><div></div></div> 0.1%

# h8q38A: Description			
Value	Label	Cases	Percentage
Fisherman...		1	<div><div></div></div> 0.1%
Frmng in other peoples gardens		1	<div><div></div></div> 0.1%
Frying and selling halfcakes(mandaz		1	<div><div></div></div> 0.1%
GRAZING PEOPLES CATTLE		1	<div><div></div></div> 0.1%
GROWING CROPS		2	<div><div></div></div> 0.2%
GROWING FOOD CROPS		1	<div><div></div></div> 0.1%
GROWING OF MAIZE AND BEANS		1	<div><div></div></div> 0.1%
GROWING OF TOMATOES, BEANS AND SWEET POTATOES		1	<div><div></div></div> 0.1%
GROWING SUGARCANE, MAIZE AND BEANS		1	<div><div></div></div> 0.1%
Growing annual crops		9	<div><div></div></div> 0.7%
Growing annual crops and raising animals		1	<div><div></div></div> 0.1%
Growing annualcrops		1	<div><div></div></div> 0.1%
Growing banana and beans		1	<div><div></div></div> 0.1%
Growing banana and coffee		1	<div><div></div></div> 0.1%
Growing beans and maize		1	<div><div></div></div> 0.1%
Growing beans, groundnuts and cassava		1	<div><div></div></div> 0.1%
Growing cassava, beans and maize		2	<div><div></div></div> 0.2%
Growing crops and raising livestock		1	<div><div></div></div> 0.1%
Growing crops for home consumption and selling the suplus		1	<div><div></div></div> 0.1%
Growing eggplant and greenpaper		1	<div><div></div></div> 0.1%
Growing maize		1	<div><div></div></div> 0.1%



















# h8q38A: Description			
Value	Label	Cases	Percentage
Growing maize and beans		2	<div><div></div></div> 0.2%
Growing maize, beans e.t.c		1	<div><div></div></div> 0.1%
Growing maize, cassava and beans		1	<div><div></div></div> 0.1%
Growing maize, irishpotato, beans e.t.c		1	<div><div></div></div> 0.1%
Growing mixed crops and feeding pigs		1	<div><div></div></div> 0.1%
Growing of annaul crops		1	<div><div></div></div> 0.1%
Growing of annual crops		7	<div><div></div></div> 0.5%
Growing of crops such as maize, beans & sorghum		1	<div><div></div></div> 0.1%
Growing sugarcane, banana, coffee		1	<div><div></div></div> 0.1%
Growing sweetpotatoes, cassava and beans		1	<div><div></div></div> 0.1%
Grows Maize, beans, coffee, bananas		1	<div><div></div></div> 0.1%
Grows bananas, beans, maize		2	<div><div></div></div> 0.2%
Grows bananas, beans, maize, soya, cassava		1	<div><div></div></div> 0.1%
Grows bananas, maize, coffee		1	<div><div></div></div> 0.1%
Grows bananas, maize, g.nuts, cassava		1	<div><div></div></div> 0.1%
Grows beans, bananas, maize		1	<div><div></div></div> 0.1%
Grows cassava, potatoes and some beans for home consumption		1	<div><div></div></div> 0.1%
Grows groundnuts, Sorghum and Cassava		1	<div><div></div></div> 0.1%
Grows maize, Cassava, beans		1	<div><div></div></div> 0.1%
Grows maize, groundnuts, millet, Cassava		1	<div><div></div></div> 0.1%

# h8q38A: Description			
Value	Label	Cases	Percentage
HEALS AND SOLVES PEOPLES' PERSONAL ISSUES USING WITCHCRAFT AND HERBS		1	<div><div></div></div> 0.1%
Harvesting maize from one's farm		1	<div><div></div></div> 0.1%
Harvesting simsim		1	<div><div></div></div> 0.1%
Helping in cultivation & planting of crops for 1st season 2014		1	<div><div></div></div> 0.1%
Helping in distilling waragi		1	<div><div></div></div> 0.1%
Helping in making local waragi		1	<div><div></div></div> 0.1%
Helping in making the chairs		1	<div><div></div></div> 0.1%
Helping in other people's farm		1	<div><div></div></div> 0.1%
Helps in making beer		1	<div><div></div></div> 0.1%
Hired driver		1	<div><div></div></div> 0.1%
House wiring and electrical installation		1	<div><div></div></div> 0.1%
Household crop farmer		5	<div><div></div></div> 0.4%
Household crop farmer and livestock keeper		1	<div><div></div></div> 0.1%
Household crop farmer of maize and beans		1	<div><div></div></div> 0.1%
Household growing of maize and beans		1	<div><div></div></div> 0.1%
L C 1 chairman		1	<div><div></div></div> 0.1%
LC 1 Chairman		1	<div><div></div></div> 0.1%
LC 1 defence		1	<div><div></div></div> 0.1%
LC1 CHAIRMAN		1	<div><div></div></div> 0.1%
LOCAL MARKET FOOD VENDOR		1	<div><div></div></div> 0.1%
Learning tailoring		1	<div><div></div></div> 0.1%
Livestock trader		1	<div><div></div></div> 0.1%

# h8q38A: Description			
Value	Label	Cases	Percentage
Logger		1	<div></div> 0.1%
Looking after animals		1	<div></div> 0.1%
Looking after livestock		1	<div></div> 0.1%
MAKING JEWELRY & BAGS		1	<div></div> 0.1%
MAKING OF BRICKS		1	<div></div> 0.1%
MANAGING DIRECTOR OF OWN TOURS & TRAVEL COMPANY		1	<div></div> 0.1%
MARKET SALES PERSON		1	<div></div> 0.1%
MOTORCYCLE OWNER		1	<div></div> 0.1%
Maize beans cassava		1	<div></div> 0.1%
Makes pan cakes		2	<div></div> 0.2%
Making and repairing of clothes		1	<div></div> 0.1%
Making and selling local beer		1	<div></div> 0.1%
Making and selling of pan-cakes		1	<div></div> 0.1%
Making and selling pan cakes		1	<div></div> 0.1%
Making and selling waragi		1	<div></div> 0.1%
Making bricks		1	<div></div> 0.1%
Making mats		2	<div></div> 0.2%
Making mats and Baskets		1	<div></div> 0.1%
Making pan cakes		1	<div></div> 0.1%
Making pancakes		2	<div></div> 0.2%
Making paporus for thatching houses		1	<div></div> 0.1%
Making wooden single sitter chairs		1	<div></div> 0.1%
Managing a motorcycle transport business		1	<div></div> 0.1%
Mansion		1	<div></div> 0.1%

# h8q38A: Description			
Value	Label	Cases	Percentage
Manufacture and sale of bricks		1	<div><div></div></div> 0.1%
Matooke seller		1	<div><div></div></div> 0.1%
Mechanical maintenance		1	<div><div></div></div> 0.1%
Mine labourer		1	<div><div></div></div> 0.1%
Mining sand		1	<div><div></div></div> 0.1%
Mixed Crop & livestock farmers		1	<div><div></div></div> 0.1%
Mixed crop and riasing pigs		1	<div><div></div></div> 0.1%
Mixing music in a club (Dj)		1	<div><div></div></div> 0.1%
Mixing sand and cement, labouring		1	<div><div></div></div> 0.1%
Mopping and dusting of restaurants		1	<div><div></div></div> 0.1%
NURSING LECTURER		1	<div><div></div></div> 0.1%
OPERATES A VILLAGE BAR		1	<div><div></div></div> 0.1%
OWNER OF A SCHOOL		1	<div><div></div></div> 0.1%
Operates a bar		1	<div><div></div></div> 0.1%
Operates a retail shop		1	<div><div></div></div> 0.1%
Operates a retail shop...		1	<div><div></div></div> 0.1%
Operates a stall in maret trading centre		1	<div><div></div></div> 0.1%
Operates abar		1	<div><div></div></div> 0.1%
Operates bar		1	<div><div></div></div> 0.1%
Operates retail shop		1	<div><div></div></div> 0.1%
Operating aboda boda..		1	<div><div></div></div> 0.1%
PHONE CHARGING		1	<div><div></div></div> 0.1%
PREPARATION AND RETAIL SALE OF SAMOSAS		1	<div><div></div></div> 0.1%
PREPARES AND SELLS SAMOSAS		1	<div><div></div></div> 0.1%
Panting beãns		1	<div><div></div></div> 0.1%
Pharmacy....		1	<div><div></div></div> 0.1%
Pkanting simsim		1	<div><div></div></div> 0.1%
Planting Beans		1	<div><div></div></div> 0.1%
Planting Maize		1	<div><div></div></div> 0.1%

# h8q38A: Description			
Value	Label	Cases	Percentage
Planting beans		3	0.2%
Planting beans and maize		1	0.1%
Planting beâns		1	0.1%
Planting cabbages		1	0.1%
Planting cabbages and groundnuts		1	0.1%
Planting cabbages, cotton		1	0.1%
Planting crops		1	0.1%
Planting food crops		1	0.1%
Planting groundnuts		1	0.1%
Planting rice		1	0.1%
Planting seeds		1	0.1%
Planting simsim		2	0.2%
Planting simsim'		1	0.1%
Planting sunflowet for sale		1	0.1%
Planting sweetpotato		1	0.1%
Preparing Arable land for Cultivation- & planting of Maize & G.nuts		1	0.1%
Printing sign posts		1	0.1%
Processing local alcohol		1	0.1%
Produce trader		1	0.1%
Proffesional nurse		1	0.1%
Quarrying Of stones		1	0.1%
REARING OF CATTLE		1	0.1%
REPARING CLOTHES		1	0.1%
RETAIL SALE OF CHARCOAL		1	0.1%
RETAIL SALE OF CHARCOAL AND MATOOKE		1	0.1%
RETAIL SALE OF CHICKEN AND CHAPATI		1	0.1%

# h8q38A: Description			
Value	Label	Cases	Percentage
RETAIL SALE OF CIGARETTES		1	 0.1%
RETAIL SALE OF FIREWOOD AT HOME		1	 0.1%
RETAIL SALE OF FISH PRODUCTS		1	 0.1%
RETAIL SALE OF GENERAL MERCHANDISE		3	 0.2%
RETAIL SALE OF GENERAL MERCHERDISE		1	 0.1%
RETAIL SALE OF GENERAL OF GENERAL MERCHANDISE		1	 0.1%
RETAIL SALE OF SCRAP		1	 0.1%
RETAIL SALE OF STATIONERY AND GENERAL MERCHANDISE		1	 0.1%
RETAIL SALE OF STATIONERY, GIFT ITEMS AND GENERAL MERCHANDISE		1	 0.1%
ROAD SIDE VENDOR		1	 0.1%
Raisin wall of a house		1	 0.1%
Recording harvests in books		1	 0.1%
Repairing of phones, TV's and Radios		1	 0.1%
Retail Sale of Samosas		1	 0.1%
Retail Sale of Second hand Clothes		1	 0.1%
Retail Selling of sliver fish, salt, sugar and soap		1	 0.1%
Retail sale of second hand clothing....		1	 0.1%
Retail shop keeper		1	 0.1%

# h8q38A: Description			
Value	Label	Cases	Percentage
Rides a motorcycle(boda)		1	<div><div></div></div> 0.1%
Roadside maintenance		1	<div><div></div></div> 0.1%
Roasting and selling fish.		1	<div><div></div></div> 0.1%
Running a chapati stall		1	<div><div></div></div> 0.1%
Runs a retail shop		2	<div><div></div></div> 0.2%
SELLING THINGS ON A STALL		1	<div><div></div></div> 0.1%
SELLS CATTLE		1	<div><div></div></div> 0.1%
SELLS CLOTHES IN BIG MARKETS		1	<div><div></div></div> 0.1%
SELLS PORK		1	<div><div></div></div> 0.1%
SELLS PRODUCE		1	<div><div></div></div> 0.1%
SERVING OF BAKERY PRODUCTS		1	<div><div></div></div> 0.1%
SHOP KEEPER		1	<div><div></div></div> 0.1%
SHOWS FILMS IN A VILLAGE CINEMA		1	<div><div></div></div> 0.1%
STALL SALES PERSONNEL		1	<div><div></div></div> 0.1%
SUBSISTANCE CROP FARMER		1	<div><div></div></div> 0.1%
SUBSISTANCE FOOD CROP FARMER		1	<div><div></div></div> 0.1%
SUBSISTANCE FOOD CROP FARMING		1	<div><div></div></div> 0.1%
SUBSISTENCE MIXED FARMER GROWING CASSAVA AND VEGETABLES		1	<div><div></div></div> 0.1%
SUBSISTENCE CROP FARMER GROWING CASSAVA,YAM AND MAIZE		1	<div><div></div></div> 0.1%
SUBSISTENCE CROP FARMER GROWING COFFEE,		1	<div><div></div></div> 0.1%

# h8q38A: Description			
Value	Label	Cases	Percentage
MAIZE AND CASSAVA			
SUBSISTENCE CROP FARMER GROWING MAIZE		1	<div><div></div></div> 0.1%
SUBSISTENCE CROP FARMER GROWING MAIZE,BEANS, CASSAVA AND SWEET POTATOES		1	<div><div></div></div> 0.1%
SUBSISTENCE CROP FARMER GROWING SWEET POTATOES		1	<div><div></div></div> 0.1%
SUBSISTENCE CROP FARMER GROWING SWEET POTATOES,CAS AND MAIZE		1	<div><div></div></div> 0.1%
SUBSISTENCE FARMER		1	<div><div></div></div> 0.1%
SUBSISTENCE FARMER GROWING CASSAVA AND MAIZE		2	<div><div></div></div> 0.2%
SUBSISTENCE FARMER GROWING CASSAVA, MAIZE AND BEANS		5	<div><div></div></div> 0.4%
SUBSISTENCE FARMER GROWING CASSAVA, MAIZE AND SWEET POTATOES		1	<div><div></div></div> 0.1%
SUBSISTENCE FARMER GROWING CASSAVA, MAIZE, BEANS AND MILLET		1	<div><div></div></div> 0.1%
SUBSISTENCE FARMER GROWING CASSAVA, MAIZE,		1	<div><div></div></div> 0.1%

# h8q38A: Description			
Value	Label	Cases	Percentage
BEANS AND RICE			
SUBSISTENCE FARMER GROWING CASSAVA, MAIZE,SWEET POTATOES AND BEANS		1	<div><div></div></div> 0.1%
SUBSISTENCE FARMER GROWING FINGER MILLET, CASSAVA, MAIZE AND BEANS		1	<div><div></div></div> 0.1%
SUBSISTENCE FARMER GROWING FINGER MILLET, MAIZE, BEANS AND CASSAVA		1	<div><div></div></div> 0.1%
SUBSISTENCE FARMER GROWING FINGER MILLET, MAIZE,CASSAV AND BEANS		1	<div><div></div></div> 0.1%
SUBSISTENCE FARMER GROWING MAIZE		1	<div><div></div></div> 0.1%
SUBSISTENCE FARMER GROWING MAIZE AND BEANS		2	<div><div></div></div> 0.2%
SUBSISTENCE FARMER GROWING MAIZE AND RARING ANIMALS		1	<div><div></div></div> 0.1%
SUBSISTENCE FARMER GROWING MAIZE AND RARING LIVESTOCK		1	<div><div></div></div> 0.1%
SUBSISTENCE FARMER GROWING MAIZE AND REARING LIVESTOCK		1	<div><div></div></div> 0.1%
SUBSISTENCE FARMER GROWING		1	<div><div></div></div> 0.1%

# h8q38A: Description			
Value	Label	Cases	Percentage
MAIZE BEANS AND CASSAVA			
SUBSISTENCE FARMER GROWING MAIZE, CASSAVA, BEANS AND SWEET POTATOES		2	<div><div></div></div> 0.2%
SUBSISTENCE FARMER GROWING MAIZE, CASSAVA,BEAN AND REARING OF CATTLE		1	<div><div></div></div> 0.1%
SUBSISTENCE FARMER GROWING MAIZE,POTATO AND BEANS AND REARING ANIMALS		1	<div><div></div></div> 0.1%
SUBSISTENCE FARMER GROWING SUGARCANES, MAIZE AND BEANS		1	<div><div></div></div> 0.1%
SUBSISTENCE FARMER GROWING YAMS ,MAIZE AND BEANS		1	<div><div></div></div> 0.1%
SUBSISTENCE FARMING GROWING MAIZE AND BEANS AND RARING ANIMALS		1	<div><div></div></div> 0.1%
SUBSISTENCE MIXED FARMER GROWING CASSAVA AND SWEET POTATOES AND REARING LIVESTOCK		1	<div><div></div></div> 0.1%
SUBSISTENCE MIXED FARMER GROWING POTATOES, MAIZE AND RARING ANIMALS		1	<div><div></div></div> 0.1%

# h8q38A: Description			
Value	Label	Cases	Percentage
SUBSISTENCE MIXED FARMING		2	<div><div></div></div> 0.2%
SUBSITENCE FARMER GROWING CASSAVA, MAIZE AND BEANS		1	<div><div></div></div> 0.1%
Sale of fire-wood in the market		1	<div><div></div></div> 0.1%
Sale of local brew(WARAGI) Withn Home premises		1	<div><div></div></div> 0.1%
Sales local Brew i.e Kwete		1	<div><div></div></div> 0.1%
Security guard		1	<div><div></div></div> 0.1%
Selling Grocery		1	<div><div></div></div> 0.1%
Selling Sports Equipments		1	<div><div></div></div> 0.1%
Selling agricultural produce		1	<div><div></div></div> 0.1%
Selling agricultural products plus frying and selling cassava, pancakes and sweetpotatoes		1	<div><div></div></div> 0.1%
Selling alcohol		1	<div><div></div></div> 0.1%
Selling beer at a shop		1	<div><div></div></div> 0.1%
Selling food		1	<div><div></div></div> 0.1%
Selling food in restaurants		1	<div><div></div></div> 0.1%
Selling food items		1	<div><div></div></div> 0.1%
Selling general		1	<div><div></div></div> 0.1%
Selling general merchandise in a shop		1	<div><div></div></div> 0.1%
Selling hoe handles		1	<div><div></div></div> 0.1%
Selling local brew		1	<div><div></div></div> 0.1%
Selling local brew (waragi)		1	<div><div></div></div> 0.1%
Selling of bakery products		1	<div><div></div></div> 0.1%
Selling of beverages		1	<div><div></div></div> 0.1%
Selling of meat		1	<div><div></div></div> 0.1%

# h8q38A: Description			
Value	Label	Cases	Percentage
Selling pan cakes		3	<div><div></div></div> 0.2%
Selling pork in the market		1	<div><div></div></div> 0.1%
Selling produe items		1	<div><div></div></div> 0.1%
Selling secondhand clothings		1	<div><div></div></div> 0.1%
Selling sugar, soap, salt e.t.c		1	<div><div></div></div> 0.1%
Selling tomatoes, onions, sliver fish e.t.c		1	<div><div></div></div> 0.1%
Selling utensils, plastics and glasses		1	<div><div></div></div> 0.1%
Selling waragi and beer		1	<div><div></div></div> 0.1%
Selling waragi at home		1	<div><div></div></div> 0.1%
Selling waragi, beer and other local alcohol		1	<div><div></div></div> 0.1%
Sells Agricultural products		1	<div><div></div></div> 0.1%
Sells Local brew		1	<div><div></div></div> 0.1%
Sells agriculture produce		1	<div><div></div></div> 0.1%
Sells household items and consumption goods		1	<div><div></div></div> 0.1%
Shop Keeper		1	<div><div></div></div> 0.1%
Shop keeper		4	<div><div></div></div> 0.3%
Shopkeeper		3	<div><div></div></div> 0.2%
Showing movies and videos in a movie theater (owns a kibanda)		1	<div><div></div></div> 0.1%
Splitting stones for sale		1	<div><div></div></div> 0.1%
Stall selling agricultural products		1	<div><div></div></div> 0.1%
Stonequarrying		1	<div><div></div></div> 0.1%
Styling ladies hair		1	<div><div></div></div> 0.1%
Subistence farmer		1	<div><div></div></div> 0.1%
Subsistance crop farmer		1	<div><div></div></div> 0.1%

# h8q38A: Description			
Value	Label	Cases	Percentage
Subsistence crop farmers....		1	<div><div></div></div> 0.1%
Subsistence farmer		5	<div><div></div></div> 0.4%
Subsistence farmer..		1	<div><div></div></div> 0.1%
Subsistence farmer....		1	<div><div></div></div> 0.1%
Subsistence farmer.....		1	<div><div></div></div> 0.1%
Subsistence farmers		1	<div><div></div></div> 0.1%
Subsistence farmwer..		1	<div><div></div></div> 0.1%
Subsistence growing of maize		1	<div><div></div></div> 0.1%
Subsistence Farmer		8	<div><div></div></div> 0.6%
Subsistence Mixed Farmers growing mainly Maize and cassava		1	<div><div></div></div> 0.1%
Subsistence crop farmers		1	<div><div></div></div> 0.1%
Subsistence crop growing of sweet potatoes		1	<div><div></div></div> 0.1%
Subsistence famer		4	<div><div></div></div> 0.3%
Subsistence farmer		36	<div><div></div></div> 2.8%
Subsistence farmer growing sweet potatoes		1	<div><div></div></div> 0.1%
Subsistence farmer growing maize and beans		1	<div><div></div></div> 0.1%
Subsistence farmers		1	<div><div></div></div> 0.1%
Subsistence farmes		1	<div><div></div></div> 0.1%
Subsistence farming		4	<div><div></div></div> 0.3%
Subsistence growing of Cassava		1	<div><div></div></div> 0.1%
Subsistence growing of sweet potatoes and livestock rearing		1	<div><div></div></div> 0.1%
Subsistence livestock rearing		1	<div><div></div></div> 0.1%

# h8q38A: Description			
Value	Label	Cases	Percentage
Subsistence farmer		1	<div><div></div></div> 0.1%
Substance farming		1	<div><div></div></div> 0.1%
Supervising borehole drilling		1	<div><div></div></div> 0.1%
Tailor		2	<div><div></div></div> 0.2%
Tailoring and repairing of clothings		1	<div><div></div></div> 0.1%
Teaches Social Studies and Science		1	<div><div></div></div> 0.1%
Teaching		1	<div><div></div></div> 0.1%
Teaching of upper classes of primary		1	<div><div></div></div> 0.1%
Tilling land		1	<div><div></div></div> 0.1%
Tilling of land for pay		1	<div><div></div></div> 0.1%
Trader selling of goods like bread, sodas etc		1	<div><div></div></div> 0.1%
Transporting people		1	<div><div></div></div> 0.1%
Treatment of people at a fee		1	<div><div></div></div> 0.1%
Troop dancer		1	<div><div></div></div> 0.1%
WEAVES AND SELLS MATS		1	<div><div></div></div> 0.1%
WHOLESALE OF CASSAVA, MAIZE AND SWEET POTATOES		1	<div><div></div></div> 0.1%
WHOLESALE OF MAIZE BEANS AND COFFEE		1	<div><div></div></div> 0.1%
WOOD WORKS		2	<div><div></div></div> 0.2%
Washing cars		1	<div><div></div></div> 0.1%
Weaves clothing household materials		1	<div><div></div></div> 0.1%
Weaving baskets		1	<div><div></div></div> 0.1%
Weedin casava		1	<div><div></div></div> 0.1%
Weeding Crops		3	<div><div></div></div> 0.2%
Weeding and digging in a crop farm		1	<div><div></div></div> 0.1%
Weeding beans		2	<div><div></div></div> 0.2%
Weeding cassava		1	<div><div></div></div> 0.1%

# h8q38A: Description			
Value	Label	Cases	Percentage
Weeding cassāv for mon?y		1	<div><div></div></div> 0.1%
Weeding crops		6	<div><div></div></div> 0.5%
Weeding crops for pay		1	<div><div></div></div> 0.1%
Weeding crops fôt cash		1	<div><div></div></div> 0.1%
Weeding grounnuts		1	<div><div></div></div> 0.1%
Weeding in the farm		1	<div><div></div></div> 0.1%
Weeding pigeon peas		1	<div><div></div></div> 0.1%
Weeding rice		2	<div><div></div></div> 0.2%
Wholeseller of maize and beans		1	<div><div></div></div> 0.1%
agricultural l Labourer		1	<div><div></div></div> 0.1%
agricultural laborers		1	<div><div></div></div> 0.1%
agricultural labourer		1	<div><div></div></div> 0.1%
agriculture labourer		2	<div><div></div></div> 0.2%
bakes bread and sell in alocal mkt		1	<div><div></div></div> 0.1%
bar owner		1	<div><div></div></div> 0.1%
basketry		1	<div><div></div></div> 0.1%
beans and maize production for home consumption		1	<div><div></div></div> 0.1%
beans and maize for home consumptipn		1	<div><div></div></div> 0.1%
beans and maize production for home consumption		1	<div><div></div></div> 0.1%
beans,irishpotatoe sweetpotatoes e.t.c		1	<div><div></div></div> 0.1%
bicycle repairing		1	<div><div></div></div> 0.1%
boda boda rider		3	<div><div></div></div> 0.2%
boda boda rider bicycle		1	<div><div></div></div> 0.1%
bodabod rider_motorcycle		1	<div><div></div></div> 0.1%
bodaboda rider		1	<div><div></div></div> 0.1%
brerwing alcohol		1	<div><div></div></div> 0.1%
brewer of of local waragi		1	<div><div></div></div> 0.1%

# h8q38A: Description			
Value	Label	Cases	Percentage
brewing of local waragi		1	<div><div></div></div> 0.1%
brewing ajono ,malwa		1	<div><div></div></div> 0.1%
brewing ajono with her mother for sale om a mkt day THURSDAY		1	<div><div></div></div> 0.1%
brewing alcohol		5	<div><div></div></div> 0.4%
brewing and selling alcohol		1	<div><div></div></div> 0.1%
brewing local alcohol		3	<div><div></div></div> 0.2%
brewing of alcohol		1	<div><div></div></div> 0.1%
brews locally made alcohol		1	<div><div></div></div> 0.1%
brews and sells alcohol		1	<div><div></div></div> 0.1%
brews and sells local waragi		1	<div><div></div></div> 0.1%
brick laying		1	<div><div></div></div> 0.1%
brick laying mason labourer		1	<div><div></div></div> 0.1%
brick maker		1	<div><div></div></div> 0.1%
brick making		3	<div><div></div></div> 0.2%
bricks making		1	<div><div></div></div> 0.1%
builder (constructing a house for somebody)		1	<div><div></div></div> 0.1%
building complete buildings		1	<div><div></div></div> 0.1%
buying and selling of cattle		1	<div><div></div></div> 0.1%
buys and resells tomatoes in a local market		1	<div><div></div></div> 0.1%
buys and selling cocoa		1	<div><div></div></div> 0.1%
buys and sells crops		1	<div><div></div></div> 0.1%
buys and sells matooke		1	<div><div></div></div> 0.1%
carpenter		1	<div><div></div></div> 0.1%
carrying beer and soda crates		1	<div><div></div></div> 0.1%
carrying passengers on motorbike for pay		1	<div><div></div></div> 0.1%
casaul labourer		1	<div><div></div></div> 0.1%

# h8q38A: Description			
Value	Label	Cases	Percentage
cassava farmer		1	<div><div></div></div> 0.1%
casual Labourer		1	<div><div></div></div> 0.1%
casual laborer		11	<div><div></div></div> 0.9%
casual labour in agric		1	<div><div></div></div> 0.1%
casual labourer		6	<div><div></div></div> 0.5%
casual labourer digging and weeding other people's gardens		1	<div><div></div></div> 0.1%
casual labourer doing any odd jobs		1	<div><div></div></div> 0.1%
casual labourer in agric		1	<div><div></div></div> 0.1%
casual labourer in peoples gardens		1	<div><div></div></div> 0.1%
casual labourer working digs for other people		1	<div><div></div></div> 0.1%
causal labourer		1	<div><div></div></div> 0.1%
chairman		1	<div><div></div></div> 0.1%
chairman LC 2		1	<div><div></div></div> 0.1%
charcoal burning		3	<div><div></div></div> 0.2%
charcoal burning and selling		1	<div><div></div></div> 0.1%
charcoal sales worker		1	<div><div></div></div> 0.1%
charcoal sejjer		1	<div><div></div></div> 0.1%
charging of mobile phones		2	<div><div></div></div> 0.2%
cleaning of restaurant		1	<div><div></div></div> 0.1%
clearing garden for someone else for pay		1	<div><div></div></div> 0.1%
clearing farms weeding spraying harvesting crops		1	<div><div></div></div> 0.1%
clearing garden for the new season		1	<div><div></div></div> 0.1%
clearing gardens farms weeds planting crops		1	<div><div></div></div> 0.1%
clearing of land in preparation for sewing		1	<div><div></div></div> 0.1%
coffee trade		1	<div><div></div></div> 0.1%
collecting and selling firewood		1	<div><div></div></div> 0.1%

# h8q38A: Description			
Value	Label	Cases	Percentage
collecting firewood		1	<div><div></div></div> 0.1%
collecting market dues		1	<div><div></div></div> 0.1%
collecting sand for sale		1	<div><div></div></div> 0.1%
commercial farmer		1	<div><div></div></div> 0.1%
community based facilitator and group promoter under NAADs		1	<div><div></div></div> 0.1%
construction casual laboier		1	<div><div></div></div> 0.1%
contractor in installation of solar		1	<div><div></div></div> 0.1%
cook		2	<div><div></div></div> 0.2%
councillor at the subcounty		1	<div><div></div></div> 0.1%
counsellor representative at the subcounty		1	<div><div></div></div> 0.1%
crop abourer		1	<div><div></div></div> 0.1%
crop and animal farming		1	<div><div></div></div> 0.1%
crop card monitor		1	<div><div></div></div> 0.1%
crop farm casual labourer		1	<div><div></div></div> 0.1%
crop farm laborer		1	<div><div></div></div> 0.1%
crop farm labourer		4	<div><div></div></div> 0.3%
crop farmer		5	<div><div></div></div> 0.4%
crop farmer casual labourer		1	<div><div></div></div> 0.1%
crop farmer growing maize		1	<div><div></div></div> 0.1%
crop farming		5	<div><div></div></div> 0.4%
crop farming for household		1	<div><div></div></div> 0.1%
crop farming labourers		1	<div><div></div></div> 0.1%
crop labourers		4	<div><div></div></div> 0.3%
cropfarm laborer		1	<div><div></div></div> 0.1%
cropfarm labourers		1	<div><div></div></div> 0.1%
cultivates crops		2	<div><div></div></div> 0.2%
cultivates crops like onions, matooke, beans,		1	<div><div></div></div> 0.1%

# h8q38A: Description			
Value	Label	Cases	Percentage
irishes among others			
cultivates food crops		2	<div><div></div></div> 0.2%
cultivating crops		1	<div><div></div></div> 0.1%
cut down trees to fence some one's garden for pay and dug for somebody else		1	<div><div></div></div> 0.1%
cuts down trees for somebody else for pay		1	<div><div></div></div> 0.1%
digging		3	<div><div></div></div> 0.2%
digging for cash		1	<div><div></div></div> 0.1%
digging for money		1	<div><div></div></div> 0.1%
digging for others for pay		1	<div><div></div></div> 0.1%
digging garden of simsim		1	<div><div></div></div> 0.1%
digging in people,s gardens		1	<div><div></div></div> 0.1%
digging own garden preparing it for planting and harvesting sweet potatoes		1	<div><div></div></div> 0.1%
digging someone else's garden for pay		1	<div><div></div></div> 0.1%
digging to some people for pay		1	<div><div></div></div> 0.1%
director of a private primary schoool		1	<div><div></div></div> 0.1%
distilling local waragy		1	<div><div></div></div> 0.1%
distilling waragy		1	<div><div></div></div> 0.1%
doing brokery work of lands and estates		1	<div><div></div></div> 0.1%
domestic helper		1	<div><div></div></div> 0.1%
domestic house helper		1	<div><div></div></div> 0.1%
drug shop attendant		1	<div><div></div></div> 0.1%
family shop keeper		1	<div><div></div></div> 0.1%
farm labourer		1	<div><div></div></div> 0.1%
farm labourers		1	<div><div></div></div> 0.1%
farmer growing crops and rearing animals		2	<div><div></div></div> 0.2%

# h8q38A: Description			
Value	Label	Cases	Percentage
farms for money		1	0.1%
farms on household farm		2	0.2%
farms on household farming		1	0.1%
fecthing water drying maize covering blocks		1	0.1%
fetching water, drying maize, covering blocks		1	0.1%
firewood sales worker		2	0.2%
fish monger		1	0.1%
fish selling on stall		1	0.1%
fishing		1	0.1%
fishing for home consumption and sale		1	0.1%
fishing for home consumption		1	0.1%
fishing tilapia		1	0.1%
food for food on the road		1	0.1%
food prepatation and sales		1	0.1%
food transporter to the market		1	0.1%
granary builder		1	0.1%
growin crops on household farm		1	0.1%
growing annual crops		1	0.1%
growing annualcrops		1	0.1%
growing banana		1	0.1%
growing beans and maize		1	0.1%
growing beans and maize for home consumption		1	0.1%
growing beans bananas maize and looking after goats		1	0.1%
growing beans for home consumption		1	0.1%
growing beans maize		1	0.1%

# h8q38A: Description			
Value	Label	Cases	Percentage
growing beans maize cassava sweet potatoes		1	<div><div></div></div> 0.1%
growing beans sweetpotatoes beans		1	<div><div></div></div> 0.1%
growing cassava,sweet potatoes for home consumption		1	<div><div></div></div> 0.1%
growing coffee and banana		1	<div><div></div></div> 0.1%
growing crops		4	<div><div></div></div> 0.3%
growing crops and rearing animals		1	<div><div></div></div> 0.1%
growing crops for consumption		1	<div><div></div></div> 0.1%
growing crops for home consumption		12	<div><div></div></div> 0.9%
growing crops for home consumption and a little for sale		1	<div><div></div></div> 0.1%
growing crops like beans cassava banana and looking after chicken		1	<div><div></div></div> 0.1%
growing crops like beans		1	<div><div></div></div> 0.1%
growing crops like beans cassava sweet potatoes and looking after pigs and chicken		1	<div><div></div></div> 0.1%
growing crops like beans maize coffee and rearing chicken		1	<div><div></div></div> 0.1%
growing crops on her farm		1	<div><div></div></div> 0.1%
growing crops on his farm		1	<div><div></div></div> 0.1%
growing crops on household farm		4	<div><div></div></div> 0.3%
growing crops onhousehold farm		1	<div><div></div></div> 0.1%
growing maize and beans		1	<div><div></div></div> 0.1%
growing maize and beans		1	<div><div></div></div> 0.1%

# h8q38A: Description			
Value	Label	Cases	Percentage
for home consumption			
growing maize and cassava		1	<div><div></div></div> 0.1%
growing maize beans		1	<div><div></div></div> 0.1%
growing maize beans rearing chicken		1	<div><div></div></div> 0.1%
growing matooke		1	<div><div></div></div> 0.1%
growing of beans for home consumption		1	<div><div></div></div> 0.1%
growing of crop like cassava		1	<div><div></div></div> 0.1%
growing of crop lyk maize		1	<div><div></div></div> 0.1%
growing of crops eg maize n beans		1	<div><div></div></div> 0.1%
growing of crops like cassava		2	<div><div></div></div> 0.2%
growing of crops like coffee and beans		1	<div><div></div></div> 0.1%
growing of crops like maize		5	<div><div></div></div> 0.4%
growing of crops like maize coffe		1	<div><div></div></div> 0.1%
growing of crops like maize, bananas.		1	<div><div></div></div> 0.1%
growing of crops like maize, beans		1	<div><div></div></div> 0.1%
growing of crops like maize,beans		2	<div><div></div></div> 0.2%
growing of crops like matooke		1	<div><div></div></div> 0.1%
growing of crops lyk maize		1	<div><div></div></div> 0.1%
growing of crops lyk sweet potatoes		1	<div><div></div></div> 0.1%
growing of crops like maize		1	<div><div></div></div> 0.1%
growing pineapples for sale		1	<div><div></div></div> 0.1%
grows cassava, sweatpotato, irrishpotatoes, yams and matooke and rares pigs		1	<div><div></div></div> 0.1%

# h8q38A: Description			
Value	Label	Cases	Percentage
grows crops like cassava, beans , sweetpotatoes.		1	0.1%
grows bean ,maize ,cassa		1	0.1%
grows beans , maize ,cotton and water melon		1	0.1%
grows beans ,maize , cassava , matooke		1	0.1%
grows beans ,maize ,cassa		1	0.1%
grows beans ,maize ,gnu and cotton		1	0.1%
grows beans ,maize and irishpotato		1	0.1%
grows beans, maize, matooke and coffee		1	0.1%
grows beans, maize,irishpotato and sweatpotato		1	0.1%
grows beans,maize, cassava, coffee		1	0.1%
grows crops		1	0.1%
grows crops and rares animals		1	0.1%
grows crops and rears animals		1	0.1%
grows crops and rears some goats		1	0.1%
grows crops like beans, maize, sweatpotatoes,ma		1	0.1%
grows layers		1	0.1%
grows mainl beans, maize, g.nuts and matooke and rears animals		1	0.1%
grows maize , bean and cotton		1	0.1%
grows maize, beans etc		1	0.1%
grows maize, beans, cassava and sweet potatoes		1	0.1%
grows majorly beans, maize and groundnuts		1	0.1%

# h8q38A: Description			
Value	Label	Cases	Percentage
for home consumption			
hair trimming		1	<div></div> 0.1%
hand craft worker		1	<div></div> 0.1%
harvesting beans		2	<div></div> 0.2%
helper in brewing malwa		1	<div></div> 0.1%
helper in charcaol business		1	<div></div> 0.1%
helping with brewing alcohol		1	<div></div> 0.1%
helping at the shop		1	<div></div> 0.1%
helping in a home retail shop		1	<div></div> 0.1%
helping in a retail shop		1	<div></div> 0.1%
helping in money lending		1	<div></div> 0.1%
helping mother in brewing alcohol		1	<div></div> 0.1%
helping on hosehold farm		1	<div></div> 0.1%
helping on household farm		1	<div></div> 0.1%
helps in the sale of food stuff		1	<div></div> 0.1%
helps to serve in the hh shop		1	<div></div> 0.1%
helps with selling small fish		1	<div></div> 0.1%
house builder laying bricks		1	<div></div> 0.1%
household crop farmer		1	<div></div> 0.1%
household crop farmer of maize and beans		1	<div></div> 0.1%
household annual crop farmer		1	<div></div> 0.1%
household crop farmer		1	<div></div> 0.1%
household crop farmer growing maize and beans		1	<div></div> 0.1%
kiosk attendant		1	<div></div> 0.1%
kiosk shop attendant		1	<div></div> 0.1%
l selling fish		1	<div></div> 0.1%
laborer in agric		1	<div></div> 0.1%

# h8q38A: Description			
Value	Label	Cases	Percentage
labourer in agric		1	0.1%
leading of prayers in protestant church		1	0.1%
lifting loads of the boat for pay		1	0.1%
livestock farmer		1	0.1%
local alcohol brewer		1	0.1%
local brew and spirits brewer		1	0.1%
local brew seller		1	0.1%
looking after cattle		1	0.1%
looking after cattle for pay		1	0.1%
looking after chicken		1	0.1%
looking after pigs		1	0.1%
maize and bean production		1	0.1%
makes baked food stuff		1	0.1%
makes alcohol yeast for sale		1	0.1%
makes and repairs		1	0.1%
makes and sells crafts		1	0.1%
makes and sells local brew		1	0.1%
makes and sells mandazis		1	0.1%
makes and sells snacks		1	0.1%
makes baskets		1	0.1%
makes local brew		1	0.1%
makes mandazis for sale in market		1	0.1%
making and Saling local brew ..i.e kwete		1	0.1%
making and repairing of clothes		1	0.1%
making and saling kwete...		1	0.1%
making and selling local brew		1	0.1%

# h8q38A: Description			
Value	Label	Cases	Percentage
making and selling local brew and spirits		2	<div><div></div></div> 0.2%
making and selling mats		1	<div><div></div></div> 0.1%
making chapats,and pan cakes		1	<div><div></div></div> 0.1%
making crude spirits		1	<div><div></div></div> 0.1%
making local brew		1	<div><div></div></div> 0.1%
making mandazi		1	<div><div></div></div> 0.1%
making mats		2	<div><div></div></div> 0.2%
making mats and weaving baskets		2	<div><div></div></div> 0.2%
making mats made out of palm leaves		1	<div><div></div></div> 0.1%
making mats using papyrus leaves		1	<div><div></div></div> 0.1%
making of alcohol		1	<div><div></div></div> 0.1%
making of baskets (bibbo) for sale		1	<div><div></div></div> 0.1%
making of local brew		2	<div><div></div></div> 0.2%
making of mats		5	<div><div></div></div> 0.4%
making of mats for sale		1	<div><div></div></div> 0.1%
making pan cakes and mandazi		1	<div><div></div></div> 0.1%
making ropes		1	<div><div></div></div> 0.1%
making wine		2	<div><div></div></div> 0.2%
making wooden stand		1	<div><div></div></div> 0.1%
making yeast		1	<div><div></div></div> 0.1%
malwa brewer		2	<div><div></div></div> 0.2%
malwa sales worker		3	<div><div></div></div> 0.2%
manager for a grinding machine		1	<div><div></div></div> 0.1%
manager of a salon		1	<div><div></div></div> 0.1%
manager of own passenger vehicle		1	<div><div></div></div> 0.1%
manages a pre primary school		1	<div><div></div></div> 0.1%

# h8q38A: Description			
Value	Label	Cases	Percentage
managing a maize and cassava milling enterprise		1	<div><div></div></div> 0.1%
managing a printing business		1	<div><div></div></div> 0.1%
manufacture and sale of waragi		1	<div><div></div></div> 0.1%
manufacture of charcoal		1	<div><div></div></div> 0.1%
manufacture of mandazi		1	<div><div></div></div> 0.1%
manufacture of yeast		1	<div><div></div></div> 0.1%
manufacturing of furniture		1	<div><div></div></div> 0.1%
manufacturing waragi		1	<div><div></div></div> 0.1%
manufacture of charcoal		1	<div><div></div></div> 0.1%
meat sales		1	<div><div></div></div> 0.1%
metal fabrication		1	<div><div></div></div> 0.1%
mining sand		1	<div><div></div></div> 0.1%
mixed crop and livestock farmer		1	<div><div></div></div> 0.1%
mixed crop and livestock farmer		1	<div><div></div></div> 0.1%
mixed crop farmer		1	<div><div></div></div> 0.1%
mixed farmer		1	<div><div></div></div> 0.1%
mixed farming for subsistence and commercial purposes		1	<div><div></div></div> 0.1%
mixed subsistence farmer		2	<div><div></div></div> 0.2%
mixing building items, porter		1	<div><div></div></div> 0.1%
mixing clay and sand for building		1	<div><div></div></div> 0.1%
mixing raw materials packaging		1	<div><div></div></div> 0.1%
national identity card parish supervisor		1	<div><div></div></div> 0.1%
nursery growing of avocado,mangoes etc		1	<div><div></div></div> 0.1%
operates a bar		2	<div><div></div></div> 0.2%
operates a mobile money business		1	<div><div></div></div> 0.1%

# h8q38A: Description			
Value	Label	Cases	Percentage
operates a retail shop		1	<div><div></div></div> 0.1%
operates a small restuarant		1	<div><div></div></div> 0.1%
operates a small retail shop at home		1	<div><div></div></div> 0.1%
operating a milling machine		1	<div><div></div></div> 0.1%
operating a saloon		1	<div><div></div></div> 0.1%
own account worker on household farm		1	<div><div></div></div> 0.1%
owns a boda boda and employs some else to operate it		1	<div><div></div></div> 0.1%
owns a lodge		1	<div><div></div></div> 0.1%
owns a nursery school		1	<div><div></div></div> 0.1%
owns a retail shopselling general merchandise		1	<div><div></div></div> 0.1%
owns a shop that sells produce		1	<div><div></div></div> 0.1%
owns and keeps a retail shop		1	<div><div></div></div> 0.1%
owns and sells local brew in a bar		1	<div><div></div></div> 0.1%
owns and sometimes works in a retail shop		1	<div><div></div></div> 0.1%
owns and tends a bar		2	<div><div></div></div> 0.2%
owns bodaboda(Motor cycles) for transporting people		1	<div><div></div></div> 0.1%
owns gnuts grinding machine		1	<div><div></div></div> 0.1%
owns trucks for hire		1	<div><div></div></div> 0.1%
packing sacks		1	<div><div></div></div> 0.1%
plaiting hair, treating hair for ladies		1	<div><div></div></div> 0.1%
planting cassava		1	<div><div></div></div> 0.1%
planting onions		1	<div><div></div></div> 0.1%
planting potatoes		1	<div><div></div></div> 0.1%

# h8q38A: Description			
Value	Label	Cases	Percentage
planting simsi m		1	0.1%
planting simsim		1	0.1%
plumber		1	0.1%
preacher in protestant church		1	0.1%
preaching to people in church		1	0.1%
primary school teacher		1	0.1%
produce seller		1	0.1%
raring animals and tending crops on household farm		1	0.1%
rears animals and cultivates crops for the household which arecsold to sustain househ8ld		1	0.1%
rears cattle and goats plus taking care of crops		1	0.1%
records and minutes clerks		1	0.1%
repairing a grinding machine		1	0.1%
repairing bicycles		1	0.1%
repairing bicycles and motorcycles		1	0.1%
retail sale of alcohol		1	0.1%
retail sale of beverages inside residence		1	0.1%
retail sale of charcoal....		1	0.1%
retail sale of foods		1	0.1%
retail sale of fuel		1	0.1%
retail sale of general merchadise		1	0.1%
retail sale of kwete		1	0.1%
retail sale of kwete...		1	0.1%
retail sale of local brew		1	0.1%

# h8q38A: Description			
Value	Label	Cases	Percentage
retail sale of matooke on a stall		1	0.1%
retail sale of pancakes etc		1	0.1%
retail sale of sweet bananas		1	0.1%
retail sale of wine..		1	0.1%
retail sale trade		1	0.1%
retail sell of alcohol and roasted g.nuts		1	0.1%
retail shop		1	0.1%
retail shop attendant		1	0.1%
retail trade in non specialised shops		1	0.1%
retail trade of coffee		1	0.1%
retail trade of wine		1	0.1%
retail trade sales worker		1	0.1%
retailer in market of silver fish-mukene		1	0.1%
retial shop sales beer, soda soap and soap etc		1	0.1%
revenue collector at mkt		1	0.1%
rides boda boda		1	0.1%
rides boda boda bicycle for pay		1	0.1%
road maintenance		1	0.1%
roofing labourer		1	0.1%
rope maker		1	0.1%
runs a retail shop sales match box , soap , soda , box, eggs, beer etc		1	0.1%
runs asmall bar		1	0.1%
sale of firewood worker		1	0.1%
sales workerin retail shop		1	0.1%
saloon		1	0.1%
sawing and mending shoes		1	0.1%
school Kitchen helpers		1	0.1%

# h8q38A: Description			
Value	Label	Cases	Percentage
seling pork		1	<div></div> 0.1%
sell millet flour at the market day		1	<div></div> 0.1%
selle food items in the market		1	<div></div> 0.1%
selles beans		1	<div></div> 0.1%
selles waragi		1	<div></div> 0.1%
selling of general merchandise		1	<div></div> 0.1%
selling agricultural food products		1	<div></div> 0.1%
selling alcholic and soft drinks		1	<div></div> 0.1%
selling alcohol		1	<div></div> 0.1%
selling alcoholic drinks		1	<div></div> 0.1%
selling banana juice		1	<div></div> 0.1%
selling beer waragi and local brew		1	<div></div> 0.1%
selling beverages		1	<div></div> 0.1%
selling bushera in weekly market		1	<div></div> 0.1%
selling charcoal		1	<div></div> 0.1%
selling cooked local food and beverages		1	<div></div> 0.1%
selling dried coffee beans		1	<div></div> 0.1%
selling edibles (mandazi and chapati's)		1	<div></div> 0.1%
selling edibles to shops		1	<div></div> 0.1%
selling electronics		1	<div></div> 0.1%
selling fire wood on retail basis		1	<div></div> 0.1%
selling firewood		4	<div></div> 0.3%
selling firewood in kotido town		1	<div></div> 0.1%
selling fish		3	<div></div> 0.2%
selling food crops		1	<div></div> 0.1%
selling food stuffs in weekl market		1	<div></div> 0.1%
selling general merchandise		3	<div></div> 0.2%

# h8q38A: Description			
Value	Label	Cases	Percentage
selling glasses		1	0.1%
selling greens		1	0.1%
selling herbal medicines to clients		1	0.1%
selling in a kiosk		1	0.1%
selling local brew		1	0.1%
selling newspapers		1	0.1%
selling of agricultural produce in a stall		1	0.1%
selling of alcoholic and soft drinks		1	0.1%
selling of alcohol and sodas		1	0.1%
selling of alcohol spirits		1	0.1%
selling of bananas on foot in the village		1	0.1%
selling of eggs		1	0.1%
selling of foodstuffs		1	0.1%
selling of general household goods in shops		1	0.1%
selling of new clothes		1	0.1%
selling of posho to customers		1	0.1%
selling of roasted goats meat .		1	0.1%
selling of scholarstic materials		1	0.1%
selling of sugarcane pieces from household compound		1	0.1%
selling pancakes		2	0.2%
selling petrol		1	0.1%
selling pork		1	0.1%
selling potatoes in the mkt		1	0.1%
selling produce on retail		1	0.1%
selling raw foodstuffs like matooke mukene		1	0.1%

# h8q38A: Description			
Value	Label	Cases	Percentage
tomatoes and also petrol			
selling second hand clothes and shoes		1	0.1%
selling second hand clothes moving around the village		1	0.1%
selling small fish (mukene) in market		1	0.1%
selling soft drinks and water		1	0.1%
selling stones		2	0.2%
selling sumbusas and popcorns at school		1	0.1%
selling tomatoes		1	0.1%
selling tomatoes onions sweet bananas		1	0.1%
sells small fish (mukene) at market		1	0.1%
sells a small retail road side shop hous hold consumables and alcohol		1	0.1%
sells agricultural produce mainly tomatoes		1	0.1%
sells alcohol and sodas		1	0.1%
sells alcohol and sodas in a small kiosk		1	0.1%
sells beans in market		1	0.1%
sells bogoya in kenyan market		1	0.1%
sells charcoal		1	0.1%
sells cooked cassava in schools		1	0.1%
sells food stuff in the market		1	0.1%
sells garden produce		1	0.1%
sells general household goods salt, sugar, cooking oil etc		1	0.1%
sells general merchandise		1	0.1%

# h8q38A: Description			
Value	Label	Cases	Percentage
sells household merchandise		1	<div></div> 0.1%
sells in his a road side drug shop		1	<div></div> 0.1%
sells local brew		1	<div></div> 0.1%
sells produce		1	<div></div> 0.1%
sells reeds for thatching		1	<div></div> 0.1%
sells second hand clothes in a village market		1	<div></div> 0.1%
sells small fish at local trading center		1	<div></div> 0.1%
sells small fish (mukene) at district market		1	<div></div> 0.1%
sells small fish in market (mukene)		1	<div></div> 0.1%
sells tomatoes and tobaco at home		1	<div></div> 0.1%
sells tomatoes on retail in amarket		1	<div></div> 0.1%
sels sweetbananas on the highway		1	<div></div> 0.1%
she works on herfarm growing cassava and maize		1	<div></div> 0.1%
shoe repairer		1	<div></div> 0.1%
shop keeper		7	<div></div> 0.5%
shop sales assistant at home		1	<div></div> 0.1%
shop supervisor		1	<div></div> 0.1%
slaughtering pigs and selling pork		1	<div></div> 0.1%
speaker to the council councillor		1	<div></div> 0.1%
sprayer mechanic		1	<div></div> 0.1%
spraying in peoples garden		1	<div></div> 0.1%
stall sells person		1	<div></div> 0.1%
stonequarrying		1	<div></div> 0.1%
street vernder		1	<div></div> 0.1%
styling women's hair for pay		1	<div></div> 0.1%
subcounty councillor		1	<div></div> 0.1%

h8q38A: Description

Value	Label	Cases	Percentage
subsistence agriculture for home consumption		1	0.1%
subsistence crop and livestock farmer		1	0.1%
subsistence crop farmer		23	1.8%
subsistence crop farmer growing maize		1	0.1%
subsistence crop farmer of sorghum and maize		1	0.1%
subsistence crop farming		1	0.1%
subsistence crop production		1	0.1%
subsistence crop production		1	0.1%
subsistence farmer		9	0.7%
subsistence farmer growing cassava and maize		1	0.1%
subsistence farmer planting simsim		1	0.1%
subsistence farmers....		1	0.1%
subsistence livestock farmer		2	0.2%
subsistence mixed farmer		1	0.1%
subsistencefarmer		1	0.1%
subsistence farmer mainly growing beans		1	0.1%
subsistence farmer		1	0.1%
subsistence crop farmer		5	0.4%
subsistence crop farmer growing maize		1	0.1%
subsistence crop farmer mainly growing cotton		1	0.1%
subsistence crop farmer mainly growing maize		1	0.1%
subsistence farmer		26	2.0%

# h8q38A: Description			
Value	Label	Cases	Percentage
subsistence farmer - Mixed farming		1	<div><div></div></div> 0.1%
subsistence farmer growing cabbages		1	<div><div></div></div> 0.1%
subsistence farmer growing cassava		1	<div><div></div></div> 0.1%
subsistence farmer growing irish and rearing pigs		1	<div><div></div></div> 0.1%
subsistence farmer growing mainly beans		1	<div><div></div></div> 0.1%
subsistence farmer growing maize		1	<div><div></div></div> 0.1%
subsistence farmer growing sweet potatoes and maize		1	<div><div></div></div> 0.1%
subsistence farmer mainly growing beans		1	<div><div></div></div> 0.1%
subsistence farmer mainly growing rice		1	<div><div></div></div> 0.1%
subsistence farmer of maize,beans etc		1	<div><div></div></div> 0.1%
subsistence farming		1	<div><div></div></div> 0.1%
subsistence fisher		3	<div><div></div></div> 0.2%
subsistence maize farming		1	<div><div></div></div> 0.1%
subsistence mixed farmer		1	<div><div></div></div> 0.1%
subsistence mixed farming		1	<div><div></div></div> 0.1%
subsistence mixed farming grows coffee , cocoa.beans cassava		1	<div><div></div></div> 0.1%
subsistence rice farmer		1	<div><div></div></div> 0.1%
subsistence farmer		1	<div><div></div></div> 0.1%
subsistence farmer		1	<div><div></div></div> 0.1%
subsistence farmer		1	<div><div></div></div> 0.1%
tailor		3	<div><div></div></div> 0.2%

# h8q38A: Description			
Value	Label	Cases	Percentage
tailoring and mending		1	0.1%
taking cattle to the market		1	0.1%
taxi driver		1	0.1%
teaching in a nursery		1	0.1%
teaching maths		1	0.1%
teaching of pupils		1	0.1%
tending crops		1	0.1%
tending to crop farm gardens for other people		1	0.1%
tending to crops and animals for household consumption		1	0.1%
tending to crops and rearing chicken for home consumption		1	0.1%
tends to banana plantation for the household		1	0.1%
tends to crops and livestock for the household		1	0.1%
tilled land and planted onions		1	0.1%
tilling land for pay		1	0.1%
tomato trader		1	0.1%
trades in charcoal		1	0.1%
trades in produce		1	0.1%
trading coffee		1	0.1%
trading in clothes		1	0.1%
trading in coffee- buying n selling		1	0.1%
traditional healers assistant		1	0.1%
trained on job builder		1	0.1%
transporting banana food		1	0.1%
trimming hair in a salon		1	0.1%
vending food stuff in the market like flour		1	0.1%

# h8q38A: Description			
Value	Label	Cases	Percentage
village health team member		1	0.1%
washing clothes		1	0.1%
water sales worker		1	0.1%
weeding		2	0.2%
weeding beans and maize		1	0.1%
weeding beans for pay		1	0.1%
weeding cassava		3	0.2%
weeding cassava and rears animals		1	0.1%
weeding cassava for someone else for pay		1	0.1%
weeding crops		1	0.1%
weeding g.nuts		1	0.1%
weeding the Garden & Cultivaing land for crop growing		1	0.1%
wholesale trader of sugarcane		1	0.1%
working for pay - tilling land		1	0.1%
working in the household farm		1	0.1%
working on banana plantations		1	0.1%
working on household farm		1	0.1%
works in tea factory as causal labourer thus picks tea leaves		1	0.1%
works on crops farms for pay		1	0.1%
works on his farm growing maize and cassava		1	0.1%
works on own eggplants garden		1	0.1%
works on own plantation		1	0.1%
Warning: these figures indicate the number of cases found in the data file. They cannot be interpreted as summary statistics of the population of interest.			
# h8q38B: Level 3 job code			
Information	[Type= discrete] [Format=character] [Missing=*]		
Statistics [NW/ W]	[Valid=1290 /-] [Invalid=0 /-]		

h8q38B: Level 3 job code

Value	Label	Cases	Percentage
1219		3	0.2%
1311		1	0.1%
1321		2	0.2%
1323		1	0.1%
1324		1	0.1%
1330		1	0.1%
1349		1	0.1%
1411		1	0.1%
1439		2	0.2%
2149		1	0.1%
2221		1	0.1%
2320		1	0.1%
2330		2	0.2%
2341		4	0.3%
2342		2	0.2%
2619		3	0.2%
2635		1	0.1%
2636		2	0.2%
3115		1	0.1%
3221		1	0.1%
3230		1	0.1%
3413		2	0.2%
4120		1	0.1%
4312		1	0.1%
4419		1	0.1%
5111		3	0.2%
5112		1	0.1%
5120		2	0.2%
5132		5	0.4%
5141		3	0.2%
5142		2	0.2%
5161		1	0.1%
5169		24	1.9%
5211		62	4.8%
5212		12	0.9%
5221		71	5.5%
5222		11	0.9%
5223		7	0.5%
5242		1	0.1%
5243		6	0.5%
5244		1	0.1%
5246		4	0.3%
5249		91	7.1%
5419		3	0.2%
6111		5	0.4%

h8q38B: Level 3 job code

Value	Label	Cases	Percentage
6113		1	0.1%
6114		8	0.6%
6122		2	0.2%
6130		5	0.4%
6222		1	0.1%
6310		389	30.2%
6320		14	1.1%
6330		60	4.7%
6340		9	0.7%
7111		3	0.2%
7123		1	0.1%
7126		1	0.1%
7133		1	0.1%
7212		1	0.1%
7231		1	0.1%
7233		1	0.1%
7234		5	0.4%
7317		29	2.2%
7318		6	0.5%
7319		6	0.5%
7322		1	0.1%
7411		1	0.1%
7412		2	0.2%
7511		1	0.1%
7512		10	0.8%
7515		36	2.8%
7522		1	0.1%
7523		3	0.2%
7531		4	0.3%
7543		1	0.1%
7549		2	0.2%
8153		1	0.1%
8211		1	0.1%
8321		6	0.5%
8322		1	0.1%
9111		5	0.4%
9112		1	0.1%
9211		153	11.9%
9212		5	0.4%
9213		6	0.5%
9215		2	0.2%
9216		2	0.2%
9311		12	0.9%
9313		11	0.9%
9329		23	1.8%

# h8q38B: Level 3 job code			
Value	Label	Cases	Percentage
9331		6	0.5%
9411		2	0.2%
9412		2	0.2%
9510		7	0.5%
9520		2	0.2%
9613		1	0.1%
9621		1	0.1%
9622		4	0.3%
9624		3	0.2%
9629		15	1.2%
99998		33	2.6%
99999		26	2.0%
Warning: these figures indicate the number of cases found in the data file. They cannot be interpreted as summary statistics of the population of interest.			
# h8q39A: Description of the sector (in text)			
Information	[Type= discrete] [Format=character] [Missing=*]		
Statistics [NW/ W]	[Valid=1291 /-] [Invalid=0 /-]		
Value	Label	Cases	Percentage
Owns and tends a bar		1	0.1%
ACTIVITIES OF CINEMAS AND VIDEO HALLS		1	0.1%
ASSISTING IN THE RETAIL SALE OF GENERAL MERCHANDISE		1	0.1%
Activities of Non Government Organisation		1	0.1%
Activities of research		1	0.1%
Agric labourer		1	0.1%
Agricultural farming		1	0.1%
Agricultural labouring		2	0.2%
Agricultural produce sell of coffee		1	0.1%
Agricultural sector		1	0.1%
Agriculture		33	2.6%
Agriculture - GROWING OF Crops		1	0.1%
Agriculture Annual Crop growing		1	0.1%

h8q39A: Description of the sector (in text)

Value	Label	Cases	Percentage
Agriculture Labouring		1	0.1%
Agriculture of annual crops		25	1.9%
Agriculture of annual crops and raising goats		1	0.1%
Agriculture of beans and maize		1	0.1%
Agriculture of maize		1	0.1%
Agriculture of non perenial crops		2	0.2%
Agriculture of perenial crops		2	0.2%
Agriculture of perennial crops		1	0.1%
Agriculture of vegetables		1	0.1%
Agriculture-Annual crop growing		1	0.1%
Animal production		2	0.2%
Animal rearing and crop farming		1	0.1%
Annual Crop farming		1	0.1%
Annual crop Agriculture		1	0.1%
Annual crop agriculture		1	0.1%
Annual crop farming		2	0.2%
Annual crop growing		2	0.2%
Ariculture		1	0.1%
Art and craft		1	0.1%
BULDING ACTIVITY		1	0.1%
Baking and selling of edibles		1	0.1%
Bar		2	0.2%
Bar Salesr		1	0.1%
Boda Boda		1	0.1%
Boda boda management		1	0.1%
Boda boda transport		1	0.1%
Bodaboda transport		1	0.1%

h8q39A: Description of the sector (in text)

Value	Label	Cases	Percentage
Breeding of alcohol		1	0.1%
Brewing local alcohol at home for sale		1	0.1%
Brewing local beer		1	0.1%
Brick making		1	0.1%
Building Construction		1	0.1%
Building contruction		1	0.1%
Burnig and sale of charcoal		1	0.1%
Butcher selling meat		1	0.1%
CAPENTRY WORKS		1	0.1%
CLAY WORKS		1	0.1%
CROP CULTIVATION		1	0.1%
CROP FARMING ON GARDENS FOR PAY		1	0.1%
CROP PRODUCTION		5	0.4%
CROP PRODUCTION AND ANIMAL RARING		1	0.1%
CROP PRODUCTION AND LIVESTOCK RARING		4	0.3%
CROP PRODUCTION AND LIVESTOCK REARING		3	0.2%
CROP PRODUCTION AND RARING ANIMALS		1	0.1%
CROP PRODUCTION OF MAIZE AND BEANS		1	0.1%
CROP PRODUCTION OF MAIZE, BEANS AND SWEET POTATOES		1	0.1%
CROP PRODUCTION		1	0.1%

h8q39A: Description of the sector (in text)

Value	Label	Cases	Percentage
OF MAIZE,CASSAV AND COFFEE			
CROP PRODUCTION OF SWEET POTATOES		1	0.1%
Car washing bay		1	0.1%
Casual labouring in private households		1	0.1%
Cattle raising		1	0.1%
Causal in agriculture		1	0.1%
Charcoal burning		1	0.1%
Collecting firewoogd		1	0.1%
Collects licences on behalf of local government		1	0.1%
Construction of borehole		1	0.1%
Construction of buildings		1	0.1%
Construction of houses		1	0.1%
Construction of resid?ntial house		1	0.1%
Cracking stones for sale		1	0.1%
Crop and Animal Production		1	0.1%
Crop farming		12	0.9%
Crop farming and animal rearing		3	0.2%
Crop farmkng		1	0.1%
Crop growing		6	0.5%
Crop growing of annual crops		1	0.1%
Crop growing on a household farm		1	0.1%
Crop production		1	0.1%
Crop production		2	0.2%
Cultivating H/ H arable land & Preparing land for planting		1	0.1%
Cultivating of H/ H Arable land		1	0.1%

h8q39A: Description of the sector (in text)

Value	Label	Cases	Percentage
for growing maize& beans			
Cultivation of maize and beans		1	0.1%
DIRECTOR OF THE SCHOOL		1	0.1%
DUTIES OF AN L.C1 CHAIRPERSON		1	0.1%
Distilling local waragi		1	0.1%
Distilling waragi		1	0.1%
Drawing archetactual plans		1	0.1%
Driver for hire...		1	0.1%
EMPLOYED BY HOUSEHOLDS TO WORK ON THEIR FARMS		1	0.1%
Electrical installation		1	0.1%
Electricity Transmission		1	0.1%
Electronic appliances Repair of Tv's and Radios		1	0.1%
Entertainment activites		1	0.1%
Entertainment		1	0.1%
Entertainment services by showing movies		1	0.1%
FISHERMAN		1	0.1%
FURNITURE MAKING		1	0.1%
Farming....		1	0.1%
Fishing fish from the lake for money		1	0.1%
GRAZING PEOLES CATTLE		1	0.1%
GROWING CASSAVA		2	0.2%
GROWING CROPS		2	0.2%
GROWING FOOD CROPS		1	0.1%
GROWING MAIZE		1	0.1%
GROWING OF CASSAVA		6	0.5%

h8q39A: Description of the sector (in text)

Value	Label	Cases	Percentage
GROWING OF CROPS AND REARING ANIMALS		1	0.1%
GROWING OF FINGER MILLET		3	0.2%
GROWING OF MAIZE		11	0.9%
GROWING OF MAIZE AND BEANS		1	0.1%
GROWING OF SUGARCANES		1	0.1%
GROWING OF TOMATOES		1	0.1%
GROWING SUGARCANES		1	0.1%
Going of crops for consumption and sell excess		1	0.1%
Gold panning		1	0.1%
Groing of food crops mainly for consumption		1	0.1%
Growig food crops		1	0.1%
Growing Of beans, maize & potatoes		1	0.1%
Growing annual and perennial crops		2	0.2%
Growing annual and perennial crops, rearing animals		1	0.1%
Growing annual crops		1	0.1%
Growing annual crops like maize & beans & rearing of animals		1	0.1%
Growing beans & Cultivating H/ H Arable Land		1	0.1%
Growing beans, maize, groundnuts & bannana food		1	0.1%
Growing cabbages and tomaoes for sale		1	0.1%

h8q39A: Description of the sector (in text)

Value	Label	Cases	Percentage
Growing crops and rearing animals		1	0.1%
Growing crops for consumption		3	0.2%
Growing crops for consumption and sell excess		1	0.1%
Growing crops for home consumption and selling the surplus		1	0.1%
Growing crops on household farm		3	0.2%
Growing crops such as beans & maize		1	0.1%
Growing food crops mainly for consumption		1	0.1%
Growing maize		1	0.1%
Growing maize and beans		2	0.2%
Growing of coffee, bananas, beans and rearing animals		1	0.1%
Growing of crops and keeping livestock for subsistence		1	0.1%
Growing of crops for consumption		1	0.1%
Growing of crops mainly for sale		1	0.1%
Growing of crops on household farm		1	0.1%
Growing of maize and beans		2	0.2%
Growing of mixed crops with most of it for sale		1	0.1%
Growing of rice for sale		1	0.1%
Growing of seed crops for subsistence		1	0.1%
Growing simsim and sorghum for consumption		1	0.1%

h8q39A: Description of the sector (in text)

Value	Label	Cases	Percentage
Hairdressing for ladies		1	0.1%
Household based griculture of annaul crops		1	0.1%
Household crop farm		1	0.1%
Household crop farm and livestock keeping		1	0.1%
Household crop farming		8	0.6%
Household farm		2	0.2%
Household gardens		1	0.1%
L C 1 chairman		1	0.1%
LC1 services		1	0.1%
LOCAL CHURCH CATECHIST		1	0.1%
LOCAL COUNCIL		1	0.1%
LOCAL COUNCIL 2		1	0.1%
Labouring on other people's farm		1	0.1%
Livestock Agriculture		1	0.1%
Livestock production		1	0.1%
Local bar selling alcohol		1	0.1%
Logging		1	0.1%
MAKING OF BRICKS		1	0.1%
MANUFACTURI OF SNACKS		1	0.1%
MOTORCYCLE OWNER		1	0.1%
Maiking waragi		1	0.1%
Making Baskets		1	0.1%
Making and selling spirits		1	0.1%
Making bakery products		2	0.2%
Making bread products		1	0.1%
Making bricks for people for construction		1	0.1%
Making charcoal		1	0.1%

h8q39A: Description of the sector (in text)

Value	Label	Cases	Percentage
Making local alcohol for sale at home		1	0.1%
Making local brew		2	0.2%
Making mats form papyrus		1	0.1%
Making mats from papyrus		5	0.4%
Making of lalcal brew		1	0.1%
Making pan cakes		1	0.1%
Manufacture and Retail Sale of Bricks		1	0.1%
Manufacture of mats		1	0.1%
Manufacturing and repairing of textile		1	0.1%
Manufacturing bricks		1	0.1%
Manufacturing chairs		1	0.1%
Manufacturing local alcohol		1	0.1%
Manufacturing of bricks		1	0.1%
Manufacturing of local beer		1	0.1%
Manufacturing of local spirits		1	0.1%
Manufacturing of waragi		1	0.1%
Manufacturing of wooden chairs		1	0.1%
Manufacturing waragi		1	0.1%
Mat Manufacturing		1	0.1%
Meat seller		1	0.1%
Medical services		1	0.1%
Mining sand		1	0.1%
Mixed crop and animal production		1	0.1%
Mixed farming		4	0.3%
NAADS		1	0.1%
NURSING LECTURER		1	0.1%
Non Perennial crops Agriculture		1	0.1%

h8q39A: Description of the sector (in text)

Value	Label	Cases	Percentage
Offering Technical support to factories.		1	0.1%
Operates a retail shop...		1	0.1%
Operating a grocery		1	0.1%
PHONE CHARGING		1	0.1%
Passenger transport using motorcycles		1	0.1%
Passenger transportation		1	0.1%
Pharmarcitical shop		1	0.1%
Planting Maize & beans		1	0.1%
Planting crops for consumption mainly		1	0.1%
Planting mixed crops for food some sold, with som livestock		1	0.1%
Plumbing		1	0.1%
Pre-primary education		1	0.1%
Preparing arable land to plant maize, beans		1	0.1%
Preparing food in the markeys		1	0.1%
Primary Education		1	0.1%
Primary education		1	0.1%
Produce trader		2	0.2%
Produce trading		1	0.1%
Proffessional nurse..		1	0.1%
Quarrying		1	0.1%
RAISING OF CATTLE		1	0.1%
RETAIL GARMENT TRADER		1	0.1%
RETAIL OF HH CONSUMABLES AT A ROAD SIDE STALL		1	0.1%
RETAIL SALE OF CHARCOAL		1	0.1%

h8q39A: Description of the sector (in text)

Value	Label	Cases	Percentage
RETAIL SALE OF CHARCOAL AND MATOOKE		1	0.1%
RETAIL SALE OF CIGARETTES		1	0.1%
RETAIL SALE OF FAST FOOD		1	0.1%
RETAIL SALE OF FIREWOOD AT HOME		1	0.1%
RETAIL SALE OF FISH PRODUCTS		1	0.1%
RETAIL SALE OF FOOD IN THE MARKETS - MOBILE		1	0.1%
RETAIL SALE OF GENERAL MERCHANDISE		3	0.2%
RETAIL SALE OF GENERAL MERCHERDISE		2	0.2%
RETAIL SALE OF GENERAL OF GENERAL MERCHANDISE		1	0.1%
RETAIL SALE OF MATOOKE ON A STALL		1	0.1%
RETAIL SALE OF SAMOSAS		1	0.1%
RETAIL SALE OF SCRAP		1	0.1%
RETAIL SALE OF SECOND HAND CLOTHES		1	0.1%
RETAIL SALE OF STATIONERY AND GENERAL MERCHANDISE		1	0.1%
RETAIL SALE VIA MARKETS		1	0.1%
RETAIL TRADER		1	0.1%
Raising of goats and tending crops for home consumption		1	0.1%

h8q39A: Description of the sector (in text)

Value	Label	Cases	Percentage
Reastaurant serving food		1	0.1%
Religious services		1	0.1%
Religioius services		1	0.1%
Repair of bicycle		1	0.1%
Repair of motor vehicles		1	0.1%
Repairing clothes on a saw machine		1	0.1%
Restaurant services		1	0.1%
Retail		1	0.1%
Retail Sale of Samosas		1	0.1%
Retail Trade		1	0.1%
Retail sale in non-specialized stores with food, beverages or tobacco predominating		1	0.1%
Retail sale of Waragi		1	0.1%
Retail sale of alcohol		1	0.1%
Retail sale of beer and sodas		1	0.1%
Retail sale of beverages		1	0.1%
Retail sale of booze i.e Kwete		1	0.1%
Retail sale of fryed pancake in a market		1	0.1%
Retail sale of general machandise		1	0.1%
Retail sale of general merchandise		1	0.1%
Retail sale of mandazi		1	0.1%
Retail sale of pancakes		1	0.1%
Retail sale of pancakes in village Market		1	0.1%
Retail sale of soft drinks		1	0.1%
Retail sale of tomatoes,		1	0.1%

h8q39A: Description of the sector (in text)

Value	Label	Cases	Percentage
onions, sliver fish e.t.c			
Retail sale on a mwrket stall		1	0.1%
Retail sales		5	0.4%
Retail sales fryed pancakes in open space		1	0.1%
Retail sales of food items		2	0.2%
Retail sales ofgeneral merchandise in a shop		1	0.1%
Retail selling of books		1	0.1%
Retail selling of roasted fish		1	0.1%
Retail selling of secondhand clothes		1	0.1%
Retail shop		5	0.4%
Retail shops		1	0.1%
Retail stall of agricultural products		1	0.1%
Retail trade		3	0.2%
Retail trade in food		1	0.1%
Retail trade of alcohol		1	0.1%
Retail trade of beverages		1	0.1%
Retail trading		5	0.4%
Retail trading in matooke		1	0.1%
Retail trading in produce		1	0.1%
Retailsale of newspapers		1	0.1%
Retil sslr of alcoho at h?me		1	0.1%
Road repairs		1	0.1%
SALE OF LOCAL BREW		1	0.1%
SELLING THINGS ON A STALL		1	0.1%
SELLS		1	0.1%
SELLS CLOTHES IN MARKETS		1	0.1%
SELLS PORK		1	0.1%

h8q39A: Description of the sector (in text)

Value	Label	Cases	Percentage
SELLS PRODUCE		1	0.1%
SERVICIG BICYCLES		1	0.1%
SERVING OF BAKERY PRODUCTS		1	0.1%
SUBSISTANCE CROP FARMER		1	0.1%
SUBSISTANCE FARMER		1	0.1%
SUBSISTANCE FARMING		1	0.1%
SUBSISTENCE AGRICULTURA FARMER		1	0.1%
SUBSISTENCE FARMING GROWING MAIZE AND LIVESTOCK REARING		1	0.1%
Sale of beverages		1	0.1%
Sale of edibles ta a stall		1	0.1%
Sale of goats meat at a road side stall		1	0.1%
Secondary Education		1	0.1%
Selling locally made alcohol		1	0.1%
Selling merchandise at home		1	0.1%
Selling of cooke food in restaurants		1	0.1%
Selling produce itemsin the market		1	0.1%
Sells agriculture produce		1	0.1%
Sells produce		1	0.1%
Sells smoked fish and roasted meat		1	0.1%
Shoe mending and sawing		1	0.1%
Spiritual Healing		1	0.1%
Splitting stones for sale on small scales		1	0.1%
Stone minning		1	0.1%

h8q39A: Description of the sector (in text)

Value	Label	Cases	Percentage
Subbsistance farming		1	0.1%
Subsisrence farming		1	0.1%
Subsist?ce crop farming		1	0.1%
Subsist?nce planting of rice		1	0.1%
Subsistace fz		1	0.1%
Subsistance Agricultural production		1	0.1%
Subsistance Farming		1	0.1%
Subsistance crop farming		9	0.7%
Subsistance farmer		4	0.3%
Subsistance farming		18	1.4%
Subsistance farming...		1	0.1%
Subsistance farming.....		1	0.1%
Subsistence faming		1	0.1%
Subsistence farmer		1	0.1%
Subsistence farming		36	2.8%
Subsistence farmwing		1	0.1%
Subsistence growing of foody ,crops		1	0.1%
Subsistence planting of seed crops		1	0.1%
Subsistene plnting of crops		1	0.1%
Subsistenr plantingof produce		1	0.1%
Subsistnce planting of crops		1	0.1%
Subsistence farming		1	0.1%
Substance farming		1	0.1%
Support activities for crop production		1	0.1%
Support activities for		1	0.1%

h8q39A: Description of the sector (in text)

Value	Label	Cases	Percentage
crop production for pay			
Susistence farmer		1	0.1%
TOILORING		1	0.1%
TOURS AND TRAVEL SERVICES		1	0.1%
TRADITIONAL HEALING AND WITCHCRAFT		1	0.1%
Tailoring		3	0.2%
Textile mending and making		1	0.1%
Timber minning		1	0.1%
Trade		1	0.1%
Trading of agricultural produce		1	0.1%
Transporting people on bodaboda		1	0.1%
WEAVING AND RETAIL SALE OF MATS		1	0.1%
WHOLESALE OF MAIZE		2	0.2%
WORKING FOR PAY ON PEOPLES FARMS AND GARDENS		1	0.1%
Weaving baskets for sale		1	0.1%
Weeding crops in farms of other hosehols , grown for consution		1	0.1%
Wholesale of Agriculture produce		1	0.1%
Wholesale sales		1	0.1%
Wholesale trade		1	0.1%
\crop farming		1	0.1%
accomodation		1	0.1%
agric		14	1.1%
agricultural labourer		1	0.1%
agricultural labourers		1	0.1%
agriculture		14	1.1%
animal rearing		1	0.1%

h8q39A: Description of the sector (in text)

Value	Label	Cases	Percentage
baking and sale of bread in alocal mkt		1	0.1%
baking of mandazi for sale		1	0.1%
bar business		1	0.1%
beans and maize production		1	0.1%
beans seller		1	0.1%
bicycle mechanic		1	0.1%
bicycle repairing		1	0.1%
boda boda driver		1	0.1%
boda boda rider		1	0.1%
boda boda transport		1	0.1%
bodaboda rider		1	0.1%
brewery		3	0.2%
brewing		1	0.1%
brewing ajno		1	0.1%
brewing ajono		1	0.1%
brewing alcoho;		1	0.1%
brewing alcohol		1	0.1%
brewing malwa		5	0.4%
brewing of lira lira		1	0.1%
brewing of local waragi		1	0.1%
brewinglocal pombe lira lira		1	0.1%
brick manufacturing		1	0.1%
brwes and sale of local waragi		1	0.1%
building cpnstruction		1	0.1%
building granaries		1	0.1%
building houses		1	0.1%
building of residential houses		1	0.1%
burning bricks		1	0.1%
burning charcoal		1	0.1%
burning of charcoal for sale		1	0.1%
butchery		1	0.1%
buying and selling of cattle		1	0.1%

h8q39A: Description of the sector (in text)

Value	Label	Cases	Percentage
buys and sells matooke at the market		1	0.1%
carrying passengers on motor cycles - Transport		1	0.1%
cassava production for home consumption		1	0.1%
casual labor		1	0.1%
casual laborer		1	0.1%
casual labour		1	0.1%
casual labourer		5	0.4%
charcoal burning		3	0.2%
charcoal burning and selling		2	0.2%
charging of mobile phones		1	0.1%
church diocese		1	0.1%
cocoa seller		1	0.1%
collecting and selling firewood..		1	0.1%
commercial farming		1	0.1%
construction		4	0.3%
construction of buildings		1	0.1%
construction roofing		1	0.1%
contruction		1	0.1%
crop and animal production		1	0.1%
crop and cattle farming		1	0.1%
crop farm laborer		8	0.6%
crop farming		32	2.5%
crop farming and animal rearing		1	0.1%
crop farming in a household		2	0.2%
crop pr8duct8on		1	0.1%
crop production		47	3.6%
cropproduction		1	0.1%
cutting and sale of firewood		1	0.1%
distilling industry		3	0.2%
distilling lira lira		2	0.2%

h8q39A: Description of the sector (in text)

Value	Label	Cases	Percentage
distilling local waragy out of cassava and yeast		1	0.1%
distilling of local waragi		2	0.2%
distilling waragi		1	0.1%
doing odd jobs		1	0.1%
education of infants		1	0.1%
event service providers		1	0.1%
fabricting windows, doors ,beds,and seats		1	0.1%
farming		2	0.2%
fetching water to other tomatoe farmers		1	0.1%
fish selling		1	0.1%
fishing		4	0.3%
fishing silver fish		1	0.1%
food crop farmer		1	0.1%
food preparation		1	0.1%
gnut milling		1	0.1%
growing beans cassava finger millet and maize		1	0.1%
growing beans simsim, sunflower and sorghum		1	0.1%
growing cassava and maize		2	0.2%
growing cereals		1	0.1%
growing crops		2	0.2%
growing crops - Mixed farming		1	0.1%
growing crops and rearing animals		1	0.1%
growing maiz		1	0.1%
growing maize		5	0.4%
growing maize and beans		4	0.3%
growing maize and cassava		1	0.1%
growing maize, beans and cassava		1	0.1%

h8q39A: Description of the sector (in text)

Value	Label	Cases	Percentage
growing of banana		1	0.1%
growing of banana and beans		1	0.1%
growing of beans ,banana and maize for home consumption		1	0.1%
growing of beans banana maize		1	0.1%
growing of cassava		1	0.1%
growing of crops - Agriculture		1	0.1%
growing of eggplants		1	0.1%
growing of non perenial crops		1	0.1%
growing of non perennial crops		1	0.1%
growing of sweet potatoes		1	0.1%
growingmaize and beans		1	0.1%
growingng of cotton		1	0.1%
grows crops and rares animals		1	0.1%
grows crops nd animals on household farm		1	0.1%
hair dressing		1	0.1%
hairdressing and beauty saloonand boutique		1	0.1%
helper at construction sites		1	0.1%
helping live stock dealer drive on foot their stock to alocal mkt		1	0.1%
his asubsistence farmer		1	0.1%
home based mat making		1	0.1%
household agricultural enterprise		1	0.1%
household agriculture		1	0.1%

h8q39A: Description of the sector (in text)

Value	Label	Cases	Percentage
household crop farm		2	0.2%
household farm		1	0.1%
household farm and animal keeping		1	0.1%
household garden farm		1	0.1%
human health activities		1	0.1%
labouring in agric		1	0.1%
land tranport		1	0.1%
land transport		1	0.1%
land transportation		1	0.1%
livestock farming		1	0.1%
local brewmaking and selling		1	0.1%
local council 1		1	0.1%
local government		1	0.1%
local trained teacher		1	0.1%
looking after cattle		1	0.1%
mainly growing maize		1	0.1%
maize and bean production		1	0.1%
makes baskets		1	0.1%
makes bricks		1	0.1%
making and sale of kwete..		1	0.1%
making local brew		1	0.1%
making local brew and spirits		1	0.1%
making mandazi		1	0.1%
making mats		1	0.1%
making of sisal ropes		1	0.1%
making pan cakes		1	0.1%
making papirus reeds for thatching houses		1	0.1%
making polythn baskets		1	0.1%
making ropes		1	0.1%

h8q39A: Description of the sector (in text)

Value	Label	Cases	Percentage
making wooden stand		1	0.1%
manages his own passener vehicle		1	0.1%
managine a salon		1	0.1%
managing a boda boda inthe city...		1	0.1%
managing a private primary schoool		1	0.1%
manufacture of Baskets		1	0.1%
manufacture of alcohol		2	0.2%
manufacture of baked local food		1	0.1%
manufacture of charcoal		1	0.1%
manufacture of stones		1	0.1%
manufacture of wine		2	0.2%
manufacture of wood products		1	0.1%
manufacture of yeast		2	0.2%
manufacturing		12	0.9%
manufacturing and selling banana juice		1	0.1%
manufacturing construction materials		1	0.1%
manufacturing malwa		1	0.1%
manufacturing mats		1	0.1%
manufacturing mats and baskets		2	0.2%
manufacturing of alcohol		1	0.1%
manufacturing of furniture		1	0.1%
manufacturing of new clothes		1	0.1%
manufacturing soft drinks		1	0.1%
manufcturing		1	0.1%
manufacture of floor		1	0.1%
market		1	0.1%
market majorly dealing in		1	0.1%

h8q39A: Description of the sector (in text)

Value	Label	Cases	Percentage
agricultural produce			
market vendor		1	0.1%
matooke production		1	0.1%
maufacturing bricks		1	0.1%
milling grains		1	0.1%
milling maize and cassava		1	0.1%
mini bar		1	0.1%
mining		1	0.1%
mixed crop and animal producer		1	0.1%
mixed crop and animal production		1	0.1%
mixed crop production		1	0.1%
mixed farming		1	0.1%
mixed subsistence farming		1	0.1%
mkt		1	0.1%
mobile money business		1	0.1%
mobile phone charging		1	0.1%
motor cycle boda boda rider		1	0.1%
motorcycle trasport_bodaboda		1	0.1%
nile victoria industry dealing in making plastics		1	0.1%
nursery school education		1	0.1%
operates a bar		1	0.1%
operating a bar		2	0.2%
other land transport		1	0.1%
other monetary service		1	0.1%
other retail sale of general items		1	0.1%
other retail sales		1	0.1%
other services		1	0.1%
owns and tends a bar		1	0.1%
part time teaching staff		1	0.1%

h8q39A: Description of the sector (in text)

Value	Label	Cases	Percentage
personal activities		1	0.1%
personal activities helpers		1	0.1%
personal service activities		2	0.2%
pork butcher		1	0.1%
poultry industry		1	0.1%
poultry rearing		1	0.1%
primary education		1	0.1%
print services		1	0.1%
private house hold goods		1	0.1%
private household		1	0.1%
processing and preservation of fish for sale		1	0.1%
processing of local brew		1	0.1%
producer buyer and seller		1	0.1%
production of beans, maize and g.nuts for home consumption		1	0.1%
production of crops and livestock		1	0.1%
production of crops and poultry		1	0.1%
production of maize and beans		1	0.1%
provides a leadership service to the community		1	0.1%
provides a service to the community by running a retail shop		1	0.1%
provides security i.e an Askari...		1	0.1%
public order and safety to the community		1	0.1%
raising chicken		1	0.1%
raising of cattle		1	0.1%
raising of pigs		1	0.1%
raising of poultry for sale		1	0.1%

h8q39A: Description of the sector (in text)

Value	Label	Cases	Percentage
real estate (house and land selling)		1	0.1%
rearing pigs		1	0.1%
recording crop cards		1	0.1%
repairer		1	0.1%
repairing bicycles		1	0.1%
repairing spraying machine		1	0.1%
representing the local councils at the subcounty		1	0.1%
respresenting people in the local council meetings		1	0.1%
restuarant preparing cooked food		1	0.1%
retail		3	0.2%
retail sale		1	0.1%
retail drug shop		1	0.1%
retail sale		1	0.1%
retail sale and supply of foods		1	0.1%
retail sale in specialised stores		1	0.1%
retail sale merchandize in a shop		1	0.1%
retail sale o beverage wine(local made)		1	0.1%
retail sale of tomatoes on retail in amarket		1	0.1%
retail sale of alchol		1	0.1%
retail sale of alcohol		1	0.1%
retail sale of alcohol and sodas		1	0.1%
retail sale of alcohol in a shop		1	0.1%
retail sale of beverages		2	0.2%
retail sale of charcoal		1	0.1%

h8q39A: Description of the sector (in text)

Value	Label	Cases	Percentage
retail sale of clothes		1	0.1%
retail sale of coffee		1	0.1%
retail sale of electronics		1	0.1%
retail sale of fish		1	0.1%
retail sale of food and beverages		1	0.1%
retail sale of foods		1	0.1%
retail sale of foodstuffs		1	0.1%
retail sale of fresh vegetables and fruits		1	0.1%
retail sale of fried edibles		1	0.1%
retail sale of genaral merchandise		1	0.1%
retail sale of general mechandise		3	0.2%
retail sale of general merchandise		2	0.2%
retail sale of goods		1	0.1%
retail sale of household goods		1	0.1%
retail sale of kwete		1	0.1%
retail sale of kwete...		1	0.1%
retail sale of manufactured goods		1	0.1%
retail sale of motor bike fuel		1	0.1%
retail sale of mukene (small fish)		1	0.1%
retail sale of new of new goods in specialised stores		1	0.1%
retail sale of pancakes		1	0.1%
retail sale of pork		1	0.1%
retail sale of produce and other items		1	0.1%

h8q39A: Description of the sector (in text)

Value	Label	Cases	Percentage
retail sale of second hand clothees		1	0.1%
retail sale of second hand clothes		2	0.2%
retail sale of sweet bananas in the market		1	0.1%
retail sale of tomatoes in a local market		1	0.1%
retail sale of tomatoes in the market		1	0.1%
retail sale of wine..		1	0.1%
retail sale via stalls and markets		1	0.1%
retail saleof flour in the market millet,posho,and cassava		1	0.1%
retail sales		3	0.2%
retail sales of drugs		1	0.1%
retail sell of food and beverages		1	0.1%
retail shop		2	0.2%
retail shop selling general merchandise		1	0.1%
retail trade		16	1.2%
retail trade in fish		1	0.1%
retail trade in food crops		1	0.1%
retail trade in general mercandise		1	0.1%
retail trade in general merchandise		1	0.1%
retail trade in repair and sale of bicycle and motor cycle parts		1	0.1%
retail trade in secondhand clothes		1	0.1%
retail trade in shops		1	0.1%
retail trade of food stuffs		1	0.1%

h8q39A: Description of the sector (in text)

Value	Label	Cases	Percentage
and general merchandise			
retail trade of general merchandise		2	0.2%
retail trade of general merchandise		1	0.1%
retail trade of goods		1	0.1%
retail trade of handcraft		1	0.1%
retail trader		1	0.1%
retailing charcoal		1	0.1%
retailing fish		1	0.1%
retailing food crops		1	0.1%
retailsale of electronics		1	0.1%
retailsale of firewood		1	0.1%
retailsale of fish		1	0.1%
retailsale of new clothes		1	0.1%
rice farming		1	0.1%
road maintenance service (clearing drainage, blockage and shoulders)		1	0.1%
rope making		1	0.1%
runs a bar		1	0.1%
runs a retail road side stall selling hh consumables and alcohol		1	0.1%
s		1	0.1%
sale of beverages		2	0.2%
sale of firewood		2	0.2%
sale of firewood in town		1	0.1%
sale of fuel		1	0.1%
sale of kwete at village centre..		1	0.1%
sale-of fire-wood		1	0.1%
sales of food		1	0.1%
sales person in a Bar		1	0.1%
saling second hand goods.....		1	0.1%
sall scale retail shop		1	0.1%

h8q39A: Description of the sector (in text)

Value	Label	Cases	Percentage
salon		2	0.2%
saloon		1	0.1%
sand mining		1	0.1%
school activities		1	0.1%
self employed in making mats		1	0.1%
selling alcohol		1	0.1%
selling and buying sugarcane gardens		1	0.1%
selling beer		1	0.1%
selling beverages		1	0.1%
selling bushera in weekly market		1	0.1%
selling cartens		1	0.1%
selling coffee		1	0.1%
selling domestic items		1	0.1%
selling dry cassava		1	0.1%
selling firewood		2	0.2%
selling firewood		1	0.1%
selling fish		1	0.1%
selling fish in market		1	0.1%
selling food items		1	0.1%
selling food stuff like tomatoes, greens and onions		1	0.1%
selling food stuffs in weekly market		1	0.1%
selling livestock		1	0.1%
selling local brew		2	0.2%
selling pan cakes at school		1	0.1%
selling produce		1	0.1%
sells vegetables		1	0.1%
sells cooked cassava in schools		1	0.1%
sells food items		1	0.1%
sells matooke		1	0.1%
sells sweetbananas		1	0.1%
sells tomatoes		1	0.1%

h8q39A: Description of the sector (in text)

Value	Label	Cases	Percentage
service		2	0.2%
shop keeper		1	0.1%
social work activities in village teams		1	0.1%
solar energy production		1	0.1%
stall of agricultural products		1	0.1%
stone manufacturing		1	0.1%
stone quarrying		1	0.1%
stone querring		1	0.1%
store guard		1	0.1%
substance farming		1	0.1%
subsistence crop farmer		1	0.1%
subsistence crop farming		1	0.1%
subsistence crop farming		1	0.1%
subsistence mixed farming		2	0.2%
subsistence agricultural farmer		1	0.1%
subsistence agriculture		2	0.2%
subsistence animal and crop farming		2	0.2%
subsistence crop and animal farming		1	0.1%
subsistence crop farmer		6	0.5%
subsistence crop farming		21	1.6%
subsistence crop farming growing cassava		1	0.1%
subsistence crop farming		1	0.1%
subsistence crop production.		1	0.1%
subsistence farming		5	0.4%
subsistence mixed crop and animal farming		1	0.1%
subsistence mixed farming		3	0.2%

h8q39A: Description of the sector (in text)

Value	Label	Cases	Percentage
subsistece beans farming		1	0.1%
subsistenc farm		1	0.1%
subsistence agricultural casual labourer		1	0.1%
subsistence agricultural farmer		1	0.1%
subsistence beans farmer		1	0.1%
subsistence crop farmer		7	0.5%
subsistence crop farming		8	0.6%
subsistence crop farming labourer		1	0.1%
subsistence crp farming		1	0.1%
subsistence farm		1	0.1%
subsistence farmer		4	0.3%
subsistence farmer mailly growing rice		1	0.1%
subsistence farming		21	1.6%
subsistence farming mainly growing cabbages		1	0.1%
subsistence fisher		3	0.2%
subsistence maize crop farming		2	0.2%
subsistence maize farmer		1	0.1%
subsistence maize farming		2	0.2%
subsistence mixed farmer		1	0.1%
subsistence mixed farming		3	0.2%
subsistence rice farming		1	0.1%
substance farming		1	0.1%
support activites in crop production		1	0.1%
support activities for agricuture		1	0.1%

h8q39A: Description of the sector (in text)

Value	Label	Cases	Percentage
support activities for crop production		2	0.2%
support activity to agriculture		1	0.1%
support for crop farming		1	0.1%
support to crop farming		2	0.2%
support to crop production		1	0.1%
surpervising natonal identity card exercise		1	0.1%
susistence crop farming		1	0.1%
sweet potato and cassava production		1	0.1%
tailor		1	0.1%
tailoring		2	0.2%
taking animals to the market for sale		1	0.1%
teal except rice production		1	0.1%
tending to crop farms		1	0.1%
tends to crops for the household		1	0.1%
trade		5	0.4%
trade in sweet bananas		1	0.1%
tradingin tomatoes		1	0.1%
traditional healing		1	0.1%
transport		1	0.1%
transportation		1	0.1%
transportation of goods and people		1	0.1%
transportation of people and goods		1	0.1%
transporting passengers		1	0.1%
ubsistance farming		1	0.1%
waragi seller		1	0.1%
washing clothes		2	0.2%
washing clothes and carrying		1	0.1%

h8q39A: Description of the sector (in text)

Value	Label	Cases	Percentage
water in private households			
washing clothes in households		1	0.1%
weaving table clothes		1	0.1%
whole sale of coffee		1	0.1%
wholesale of maize and beans		1	0.1%
works at tea plantation as casual labourer		1	0.1%

Warning: these figures indicate the number of cases found in the data file. They cannot be interpreted as summary statistics of the population of interest.

h8q39B: Job sector code - level 4

Information	[Type= discrete] [Format=character] [Missing=*]
Statistics [NW/ W]	[Valid=1290 /-] [Invalid=0 /-]

Value	Label	Cases	Percentage
0111		286	22.2%
0112		5	0.4%
0113		49	3.8%
0116		1	0.1%
0119		153	11.9%
0122		19	1.5%
0129		25	1.9%
0141		9	0.7%
0145		2	0.2%
0146		4	0.3%
0150		89	6.9%
0161		20	1.6%
0163		3	0.2%
0220		9	0.7%
0311		1	0.1%
0312		9	0.7%
0710		1	0.1%
0899		7	0.5%
1020		1	0.1%
1061		4	0.3%
1062		1	0.1%
1071		8	0.6%
1079		4	0.3%
1101		42	3.3%
1102		2	0.2%
1103		10	0.8%
1104		2	0.2%
1311		1	0.1%
1312		2	0.2%

h8q39B: Job sector code - level 4

Value	Label	Cases	Percentage
1394		1	0.1%
1399		3	0.2%
1629		21	1.6%
1910		1	0.1%
2392		6	0.5%
2399		4	0.3%
2599		1	0.1%
3100		3	0.2%
3290		13	1.0%
3315		2	0.2%
3510		2	0.2%
3600		1	0.1%
4100		15	1.2%
4290		1	0.1%
4321		1	0.1%
4322		1	0.1%
4330		1	0.1%
4390		1	0.1%
4520		1	0.1%
4540		1	0.1%
4620		9	0.7%
4630		3	0.2%
4711		29	2.2%
4719		19	1.5%
4721		18	1.4%
4722		19	1.5%
4723		1	0.1%
4759		2	0.2%
4763		1	0.1%
4771		2	0.2%
4773		12	0.9%
4774		3	0.2%
4781		30	2.3%
4782		2	0.2%
4789		23	1.8%
4799		44	3.4%
4921		10	0.8%
4922		15	1.2%
5510		1	0.1%
5610		11	0.9%
5621		1	0.1%
5629		5	0.4%
5630		7	0.5%
6419		1	0.1%
6810		1	0.1%

# h8q39B: Job sector code - level 4			
Value	Label	Cases	Percentage
7110		1	0.1%
7220		1	0.1%
7490		1	0.1%
8211		3	0.2%
8299		1	0.1%
8411		3	0.2%
8422		1	0.1%
8423		4	0.3%
8510		8	0.6%
8521		2	0.2%
8549		1	0.1%
8620		1	0.1%
8690		2	0.2%
8890		1	0.1%
9000		6	0.5%
9491		1	0.1%
9499		2	0.2%
9522		2	0.2%
9529		3	0.2%
9601		4	0.3%
9602		8	0.6%
9609		37	2.9%
9700		3	0.2%
9810		2	0.2%
9820		3	0.2%
9900		1	0.1%
Y9998		48	3.7%
Z9999		22	1.7%
Warning: these figures indicate the number of cases found in the data file. They cannot be interpreted as summary statistics of the population of interest.			
# h8q40a: When did [NAME] start to work for this employer or start running the business?(Y			
Information		[Type= continuous] [Format=numeric] [Range= 1957-9999] [Missing=*]	
Statistics [NW/ W]		[Valid=1293 /-] [Invalid=13458 /-]	
# h8q40b: When did [NAME] start to work for this employer or start running the business?(M			
Information		[Type= discrete] [Format=numeric] [Range= 1-99] [Missing=*]	
Statistics [NW/ W]		[Valid=1293 /-] [Invalid=13458 /-]	
Value	Label	Cases	Percentage
1	January	149	11.5%
2	February	142	11.0%
3	March	68	5.3%
4	April	40	3.1%
5	May	44	3.4%
6	June	33	2.6%
7	July	37	2.9%
8	August	41	3.2%

# h8q40b: When did [NAME] start to work for this employer or start running the business?(M			
Value	Label	Cases	Percentage
9	September	25	<div><div></div></div> 1.9%
10	October	24	<div><div></div></div> 1.9%
11	November	23	<div><div></div></div> 1.8%
12	December	32	<div><div></div></div> 2.5%
99	DK	635	<div><div></div></div> 49.1%
Sysmiss		13458	
Warning: these figures indicate the number of cases found in the data file. They cannot be interpreted as summary statistics of the population of interest.			
# h8q41: In this (second) job/business that [NAME] had during the last week, was [NAME]			
Information	[Type= discrete] [Format=numeric] [Range= 1-6] [Missing=*]		
Statistics [NW/ W]	[Valid=1293 /-] [Invalid=13458 /-]		
Value	Label	Cases	Percentage
1	Working for someone else for pay?	271	<div><div></div></div> 21.0%
2	An employer?	17	<div><div></div></div> 1.3%
3	An own-account worker?	417	<div><div></div></div> 32.3%
4	Helping without pay in a household business?	73	<div><div></div></div> 5.6%
5	An apprentice?	4	<div><div></div></div> 0.3%
6	Working on the household farm or with household livestock?	511	<div><div></div></div> 39.5%
Sysmiss		13458	
Warning: these figures indicate the number of cases found in the data file. They cannot be interpreted as summary statistics of the population of interest.			
# h8q42: Is [NAME]’s employer /business (at second job)			
Information	[Type= discrete] [Format=numeric] [Range= 1-7] [Missing=*]		
Statistics [NW/ W]	[Valid=709 /-] [Invalid=14042 /-]		
Value	Label	Cases	Percentage
1	National Government	8	<div><div></div></div> 1.1%
2	Local government	12	<div><div></div></div> 1.7%
3	Government controlled business (NWSC, UMEME)	2	<div><div></div></div> 0.3%
4	A commercial bank	2	<div><div></div></div> 0.3%
5	A private enterprise (other than a commercial bank	366	<div><div></div></div> 51.6%
6	Non-profit organization (NGO/CBO)	8	<div><div></div></div> 1.1%
7	A private household	311	<div><div></div></div> 43.9%
Sysmiss		14042	
Warning: these figures indicate the number of cases found in the data file. They cannot be interpreted as summary statistics of the population of interest.			
# h8q43: IN THE LAST 7 DAYS, how many hours did [NAME] actually work at the second income			
Information	[Type= continuous] [Format=numeric] [Range= 0-84] [Missing=*]		
Statistics [NW/ W]	[Valid=1291 /-] [Invalid=13460 /-]		
# h8q44: During the last 12 months, for how many months did [NAME] work in this job?			
Information	[Type= continuous] [Format=numeric] [Range= 0-12] [Missing=*]		
Statistics [NW/ W]	[Valid=1291 /-] [Invalid=13460 /-]		
# h8q44b: During the last month, how many weeks per month did [NAME] work in this job?			
Information	[Type= discrete] [Format=numeric] [Range= 0-4] [Missing=*]		
Statistics [NW/ W]	[Valid=1274 /-] [Invalid=13477 /-]		

# h8q44b: During the last month, how many weeks per month did [NAME] work in this job?			
Value	Label	Cases	Percentage
0		6	0.5%
1		86	6.8%
2		226	17.7%
3		178	14.0%
4		778	61.1%
Sysmiss		13477	
Warning: these figures indicate the number of cases found in the data file. They cannot be interpreted as summary statistics of the population of interest.			
# h8q45a: How much was [Name]'s last cash payment for the second job?			
Information	[Type= continuous] [Format=numeric] [Range= 0-2000000] [Missing=*]		
Statistics [NW/ W]	[Valid=269 /-] [Invalid=14482 /-]		
# h8q45b: How much was [NAME]’s last cash payment and the estimated value of what [NAME] l			
Information	[Type= continuous] [Format=numeric] [Range= 0-200000] [Missing=*]		
Statistics [NW/ W]	[Valid=269 /-] [Invalid=14482 /-]		
# h8q45c: What period of time did this payment cover?			
Information	[Type= discrete] [Format=numeric] [Range= 1-5] [Missing=*]		
Statistics [NW/ W]	[Valid=269 /-] [Invalid=14482 /-]		
Value	Label	Cases	Percentage
1	Hour	1	0.4%
2	Day	114	42.4%
3	Week	66	24.5%
4	Month	60	22.3%
5	Other (Specify)	28	10.4%
Sysmiss		14482	
Warning: these figures indicate the number of cases found in the data file. They cannot be interpreted as summary statistics of the population of interest.			
# h8q45d: Who in the household controls/decides on the use of cash/in-kind payments from t			
Information	[Type= discrete] [Format=character] [Missing=*]		
Statistics [NW/ W]	[Valid=704 /-] [Invalid=0 /-]		
Value	Label	Cases	Percentage
-777		1	0.1%
P00101-001		1	0.1%
P00110-001		1	0.1%
P00208-002		1	0.1%
P00211-001		1	0.1%
P00307-002		1	0.1%
P00704-001		1	0.1%
P00801-001		1	0.1%
P00802-002		1	0.1%
P02601-006		1	0.1%
P02811-001		1	0.1%
P03001-001		1	0.1%
P03401-006		1	0.1%
P03601-001		1	0.1%

h8q45d: Who in the household controls/decides on the use of cash/in-kind payments from t

Value	Label	Cases	Percentage
P03602-010		1	0.1%
P03603-001		1	0.1%
P03603-002		1	0.1%
P03604-022		1	0.1%
P03607-006		1	0.1%
P03704-001		1	0.1%
P03705-002		1	0.1%
P03709-001		1	0.1%
P03709-002		1	0.1%
P03711-006		1	0.1%
P03804-001		1	0.1%
P03810-001		1	0.1%
P03811-001		1	0.1%
P03903-003		1	0.1%
P03907-002		1	0.1%
P04001-001		1	0.1%
P04001-005		1	0.1%
P04001-006		1	0.1%
P04004-001		1	0.1%
P04006-001		1	0.1%
P04010-001		1	0.1%
P04010-004		1	0.1%
P04204-001		1	0.1%
P04205-001		1	0.1%
P04208-002		1	0.1%
P04208-012		1	0.1%
P04209-001		1	0.1%
P04210-001		1	0.1%
P04509-002		1	0.1%
P04608-001		1	0.1%
P04610-005		1	0.1%
P04803-003		1	0.1%
P04808-001		1	0.1%
P04810-001		1	0.1%
P04907-001		1	0.1%
P04907-002		1	0.1%
P04910-001		1	0.1%
P04913-007		1	0.1%
P05101-007		1	0.1%
P05103-002		1	0.1%
P05104-001		1	0.1%
P05107-001		1	0.1%
P05305-003		1	0.1%
P05306-002		1	0.1%
P05403-001		1	0.1%

h8q45d: Who in the household controls/decides on the use of cash/in-kind payments from t

Value	Label	Cases	Percentage
P05404-001		1	0.1%
P05404-004		1	0.1%
P05407-010		1	0.1%
P05703-002		1	0.1%
P05703-003		1	0.1%
P05707-004		1	0.1%
P05711-001		1	0.1%
P05711-011		1	0.1%
P05901-001		1	0.1%
P05903-001		1	0.1%
P06009-001		1	0.1%
P06104-018		1	0.1%
P06105-001		1	0.1%
P06109-001		1	0.1%
P06302-002		1	0.1%
P06310-001		1	0.1%
P06310-016		1	0.1%
P06405-003		1	0.1%
P06408-002		1	0.1%
P06601-001		1	0.1%
P06603-001		1	0.1%
P06701-002		1	0.1%
P06702-001		1	0.1%
P06703-001		1	0.1%
P06704-001		1	0.1%
P06707-015		1	0.1%
P06708-001		1	0.1%
P06801-004		1	0.1%
P06802-001		1	0.1%
P06803-003		1	0.1%
P06807-002		1	0.1%
P06810-001		1	0.1%
P06810-002		1	0.1%
P06914-002		1	0.1%
P07003-002		1	0.1%
P07007-001		1	0.1%
P07008-001		1	0.1%
P07202-001		1	0.1%
P07203-001		1	0.1%
P07208-003		1	0.1%
P07209-002		1	0.1%
P07306-001		1	0.1%
P07307-001		1	0.1%
P07309-001		1	0.1%
P07309-002		1	0.1%

h8q45d: Who in the household controls/decides on the use of cash/in-kind payments from t

Value	Label	Cases	Percentage
P07310-026		1	0.1%
P07408-011		1	0.1%
P07502-024		1	0.1%
P07508-002		1	0.1%
P07510-008		1	0.1%
P08102-005		1	0.1%
P08302-008		1	0.1%
P08302-017		1	0.1%
P08302-018		1	0.1%
P08303-001		1	0.1%
P08304-002		1	0.1%
P08308-003		1	0.1%
P08406-001		1	0.1%
P08408-001		1	0.1%
P08408-002		1	0.1%
P08501-001		1	0.1%
P08502-002		1	0.1%
P08503-006		1	0.1%
P08504-006		1	0.1%
P08509-001		1	0.1%
P08510-006		1	0.1%
P08602-001		2	0.3%
P08602-003		1	0.1%
P08611-001		1	0.1%
P08708-011		1	0.1%
P08802-001		1	0.1%
P08811-002		1	0.1%
P09101-002		1	0.1%
P09102-001		1	0.1%
P09111-001		1	0.1%
P09203-001		1	0.1%
P09403-001		1	0.1%
P09513-001		1	0.1%
P09605-002		1	0.1%
P09609-001		1	0.1%
P09908-001		1	0.1%
P09908-002		1	0.1%
P10004-001		1	0.1%
P10011-006		1	0.1%
P10703-009		1	0.1%
P10704-001		1	0.1%
P10710-018		1	0.1%
P10710-032		1	0.1%
P10803-001		1	0.1%
P10803-005		1	0.1%

h8q45d: Who in the household controls/decides on the use of cash/in-kind payments from t

Value	Label	Cases	Percentage
P10803-021		1	0.1%
P10807-001		1	0.1%
P11409-009		1	0.1%
P11414-001		1	0.1%
P11506-009		1	0.1%
P11506-010		1	0.1%
P11810-001		1	0.1%
P11901-001		1	0.1%
P11908-002		1	0.1%
P12008-002		1	0.1%
P12010-003		1	0.1%
P12502-002		1	0.1%
P12505-001		1	0.1%
P12506-001		1	0.1%
P12510-001		1	0.1%
P12604-001		1	0.1%
P12610-003		1	0.1%
P12805-003		1	0.1%
P12811-002		1	0.1%
P12812-009		1	0.1%
P12909-001		1	0.1%
P13006-022		1	0.1%
P13007-001		1	0.1%
P13008-002		1	0.1%
P13009-002		1	0.1%
P13105-001		1	0.1%
P13105-013		1	0.1%
P13208-001		1	0.1%
P13208-010		1	0.1%
P13306-007		1	0.1%
P13310-001		1	0.1%
P13310-007		1	0.1%
P13311-002		1	0.1%
P14008-005		1	0.1%
P14008-006		1	0.1%
P14106-001		1	0.1%
P14110-001		1	0.1%
P14207-001		1	0.1%
P14209-001		1	0.1%
P14210-001		1	0.1%
P14309-004		1	0.1%
P14402-002		1	0.1%
P14404-007		1	0.1%
P14801-002		1	0.1%
P14807-001		1	0.1%

h8q45d: Who in the household controls/decides on the use of cash/in-kind payments from t

Value	Label	Cases	Percentage
P14903-014		1	0.1%
P15010-001		1	0.1%
P15306-002		1	0.1%
P15309-006		1	0.1%
P15904-002		1	0.1%
P15909-014		1	0.1%
P16201-005		1	0.1%
P16209-001		1	0.1%
P16209-002		1	0.1%
P16302-001		1	0.1%
P16306-001		2	0.3%
P16307-001		1	0.1%
P16309-001		1	0.1%
P16405-002		1	0.1%
P16405-005		1	0.1%
P16503-001		1	0.1%
P16503-002		1	0.1%
P16704-003		1	0.1%
P16804-007		1	0.1%
P17007-001		1	0.1%
P17203-001		1	0.1%
P17204-001		1	0.1%
P17208-002		1	0.1%
P17210-001		1	0.1%
P17406-002		1	0.1%
P17509-002		1	0.1%
P17511-004		1	0.1%
P17602-001		1	0.1%
P17604-001		1	0.1%
P17609-002		1	0.1%
P18005-002		1	0.1%
P18010-002		1	0.1%
P18104-010		1	0.1%
P18105-001		1	0.1%
P18110-002		1	0.1%
P18203-002		1	0.1%
P18204-003		1	0.1%
P18204-009		1	0.1%
P18205-009		1	0.1%
P18301-016		1	0.1%
P18301-023		1	0.1%
P18301-024		1	0.1%
P18301-025		1	0.1%
P18301-026		1	0.1%
P18303-001		1	0.1%

h8q45d: Who in the household controls/decides on the use of cash/in-kind payments from t

Value	Label	Cases	Percentage
P18306-001		1	0.1%
P18307-002		1	0.1%
P18308-001		1	0.1%
P18309-001		1	0.1%
P18309-010		1	0.1%
P18601-035		1	0.1%
P18604-001		1	0.1%
P18607-002		1	0.1%
P18806-002		1	0.1%
P18808-004		1	0.1%
P19001-008		1	0.1%
P19001-011		1	0.1%
P19006-004		1	0.1%
P19007-001		1	0.1%
P19008-011		1	0.1%
P19009-001		1	0.1%
P19108-001		1	0.1%
P19108-007		2	0.3%
P19109-001		1	0.1%
P19201-003		1	0.1%
P19210-001		1	0.1%
P19211-001		1	0.1%
P19212-005		1	0.1%
P19504-001		1	0.1%
P19505-001		1	0.1%
P19505-003		1	0.1%
P19507-002		1	0.1%
P19509-002		1	0.1%
P19604-002		1	0.1%
P19607-001		1	0.1%
P19702-002		1	0.1%
P19702-010		1	0.1%
P19703-001		1	0.1%
P19711-009		1	0.1%
P20002-001		1	0.1%
P20009-001		1	0.1%
P20009-002		1	0.1%
P20009-003		1	0.1%
P20009-004		1	0.1%
P20010-001		1	0.1%
P20202-001		1	0.1%
P20205-002		1	0.1%
P20207-014		1	0.1%
P20209-001		1	0.1%
P20210-009		1	0.1%

h8q45d: Who in the household controls/decides on the use of cash/in-kind payments from t

Value	Label	Cases	Percentage
P20210-012		1	0.1%
P20301-001		1	0.1%
P20302-002		1	0.1%
P20303-002		1	0.1%
P20307-003		1	0.1%
P20310-001		1	0.1%
P20404-001		1	0.1%
P20407-001		1	0.1%
P20411-002		1	0.1%
P20507-021		1	0.1%
P20811-003		1	0.1%
P20811-017		1	0.1%
P20811-029		1	0.1%
P21401-017		1	0.1%
P21403-001		1	0.1%
P21405-001		2	0.3%
P21406-004		1	0.1%
P21612-002		1	0.1%
P21612-003		1	0.1%
P21706-004		1	0.1%
P21708-003		1	0.1%
P22006-001		1	0.1%
P22101-005		1	0.1%
P22106-001		1	0.1%
P22110-027		1	0.1%
P22401-001		1	0.1%
P22401-012		1	0.1%
P22407-002		1	0.1%
P22408-001		1	0.1%
P22507-001		1	0.1%
P22510-001		1	0.1%
P22510-002		1	0.1%
P23102-001		1	0.1%
P23103-001		1	0.1%
P23108-002		1	0.1%
P23109-003		1	0.1%
P23302-002		1	0.1%
P23307-006		1	0.1%
P23308-001		1	0.1%
P23402-001		1	0.1%
P23402-003		1	0.1%
P23407-009		1	0.1%
P23411-007		1	0.1%
P23507-002		1	0.1%
P23509-007		1	0.1%

h8q45d: Who in the household controls/decides on the use of cash/in-kind payments from t

Value	Label	Cases	Percentage
P23510-001		1	0.1%
P23510-002		1	0.1%
P23510-003		1	0.1%
P23601-002		1	0.1%
P23607-006		1	0.1%
P23608-002		1	0.1%
P23701-003		1	0.1%
P23703-001		1	0.1%
P23708-004		1	0.1%
P23708-015		1	0.1%
P23709-002		1	0.1%
P23709-004		1	0.1%
P23709-005		1	0.1%
P23806-015		1	0.1%
P23905-004		1	0.1%
P24203-001		1	0.1%
P24205-002		1	0.1%
P24206-001		1	0.1%
P24209-001		1	0.1%
P24210-001		1	0.1%
P24210-003		1	0.1%
P24407-001		1	0.1%
P24411-001		1	0.1%
P24511-013		1	0.1%
P24802-001		1	0.1%
P24802-011		1	0.1%
P24805-002		1	0.1%
P24806-001		1	0.1%
P25011-002		1	0.1%
P25201-001		1	0.1%
P25209-001		1	0.1%
P25210-001		1	0.1%
P25403-006		1	0.1%
P25408-002		1	0.1%
P25409-001		1	0.1%
P25602-001		2	0.3%
P25610-017		1	0.1%
P25702-002		1	0.1%
P25707-002		1	0.1%
P25708-004		1	0.1%
P26110-001		1	0.1%
P26204-001		1	0.1%
P26206-015		1	0.1%
P26208-001		1	0.1%
P26309-001		1	0.1%

h8q45d: Who in the household controls/decides on the use of cash/in-kind payments from t

Value	Label	Cases	Percentage
P26405-001		1	0.1%
P26602-001		1	0.1%
P26607-002		1	0.1%
P27007-002		1	0.1%
P27010-004		1	0.1%
P27402-001		2	0.3%
P27404-001		1	0.1%
P27406-001		1	0.1%
P27808-001		1	0.1%
P28106-001		1	0.1%
P28106-008		1	0.1%
P28202-002		1	0.1%
P28503-001		1	0.1%
P28503-002		1	0.1%
P28504-002		1	0.1%
P28508-002		1	0.1%
P28511-002		1	0.1%
P28705-002		1	0.1%
P28709-003		1	0.1%
P28709-009		1	0.1%
P29407-001		1	0.1%
P29407-002		1	0.1%
P29504-002		1	0.1%
P29701-001		1	0.1%
P29706-001		1	0.1%
P29706-008		1	0.1%
P29807-008		1	0.1%
P29810-002		1	0.1%
P29902-002		1	0.1%
P29902-015		1	0.1%
P29902-016		1	0.1%
P29902-024		1	0.1%
P29902-032		2	0.3%
P29907-002		1	0.1%
P29908-001		1	0.1%
P29908-006		1	0.1%
P30302-001		1	0.1%
P30308-009		1	0.1%
P30405-001		1	0.1%
P30408-002		1	0.1%
P30411-002		1	0.1%
P30504-001		1	0.1%
P30608-001		1	0.1%
P30701-017		1	0.1%
P30702-002		1	0.1%

h8q45d: Who in the household controls/decides on the use of cash/in-kind payments from t

Value	Label	Cases	Percentage
P30702-004		1	0.1%
P30704-002		2	0.3%
P30707-001		1	0.1%
P30710-001		1	0.1%
P30802-002		2	0.3%
P30805-006		1	0.1%
P30806-001		1	0.1%
P30806-014		1	0.1%
P30810-001		1	0.1%
P30811-001		1	0.1%
P30905-002		1	0.1%
P30905-004		1	0.1%
P30907-001		1	0.1%
P30908-002		1	0.1%
P31004-004		1	0.1%
P31006-001		1	0.1%
P31109-001		1	0.1%
P31109-008		1	0.1%
P31903-001		1	0.1%
P31908-001		1	0.1%
P32102-003		2	0.3%
P32104-001		1	0.1%
P32201-001		1	0.1%
P32402-001		1	0.1%
P32605-002		1	0.1%
P33103-002		1	0.1%
P33110-001		1	0.1%
P33208-002		1	0.1%
P33404-001		1	0.1%
P33408-002		1	0.1%
P33502-002		1	0.1%
P33504-002		1	0.1%
P33504-003		1	0.1%
P33504-004		1	0.1%
P33506-001		1	0.1%
P33510-001		1	0.1%
P33704-001		1	0.1%
P33709-001		1	0.1%
P33807-002		1	0.1%
P33808-001		1	0.1%
P33901-001		1	0.1%
P34002-001		1	0.1%
P34003-002		1	0.1%
P34102-001		1	0.1%
P34102-002		1	0.1%

h8q45d: Who in the household controls/decides on the use of cash/in-kind payments from t

Value	Label	Cases	Percentage
P34103-001		1	0.1%
P34106-001		1	0.1%
P34109-001		1	0.1%
P34202-001		1	0.1%
P34202-002		1	0.1%
P34204-001		1	0.1%
P34205-001		1	0.1%
P34208-001		1	0.1%
P34209-001		1	0.1%
P34306-001		1	0.1%
P34310-001		1	0.1%
P34402-002		1	0.1%
P34406-001		1	0.1%
P34406-002		1	0.1%
P34410-001		1	0.1%
P34507-001		1	0.1%
P34510-001		1	0.1%
P34601-001		1	0.1%
P34603-002		1	0.1%
P34606-001		1	0.1%
P34608-001		1	0.1%
P34903-002		1	0.1%
P34906-001		1	0.1%
P35002-002		1	0.1%
P35004-001		1	0.1%
P35004-002		1	0.1%
P35005-002		1	0.1%
P35007-001		1	0.1%
P35008-001		1	0.1%
P35009-001		1	0.1%
P35103-002		1	0.1%
P35104-001		1	0.1%
P35106-001		1	0.1%
P35106-002		1	0.1%
P35108-002		1	0.1%
P35109-002		1	0.1%
P35110-001		1	0.1%
P35110-002		1	0.1%
P35202-001		1	0.1%
P35205-001		1	0.1%
P35208-001		1	0.1%
P35208-002		2	0.3%
P35301-002		1	0.1%
P35306-006		1	0.1%
P35405-002		1	0.1%

h8q45d: Who in the household controls/decides on the use of cash/in-kind payments from t

Value	Label	Cases	Percentage
P35408-001		1	0.1%
P35408-003		1	0.1%
P35409-002		1	0.1%
P35410-001		1	0.1%
P35502-001		1	0.1%
P35505-001		1	0.1%
P35505-002		1	0.1%
P35506-001		1	0.1%
P35506-002		1	0.1%
P35508-003		1	0.1%
P35601-001		1	0.1%
P35603-002		1	0.1%
P35604-001		1	0.1%
P35605-001		1	0.1%
P35707-001		1	0.1%
P35709-002		1	0.1%
P35710-002		1	0.1%
P35804-001		1	0.1%
P35810-002		1	0.1%
P35901-001		1	0.1%
P35901-002		1	0.1%
P35905-001		1	0.1%
P35910-002		1	0.1%
P36009-001		1	0.1%
P36101-001		1	0.1%
P36108-002		1	0.1%
P36201-001		1	0.1%
P36202-002		1	0.1%
P36406-002		1	0.1%
P36505-001		1	0.1%
P36508-001		1	0.1%
P36610-001		1	0.1%
P36701-001		1	0.1%
P36702-002		1	0.1%
P36709-001		1	0.1%
P36801-001		1	0.1%
P36802-002		1	0.1%
P36901-001		1	0.1%
P36901-002		1	0.1%
P37006-001		1	0.1%
P37009-002		1	0.1%
P37107-001		1	0.1%
P37109-001		1	0.1%
P37201-001		1	0.1%
P37206-001		1	0.1%

h8q45d: Who in the household controls/decides on the use of cash/in-kind payments from t

Value	Label	Cases	Percentage
P37209-001		1	0.1%
P37209-002		1	0.1%
P37306-001		1	0.1%
P37308-001		1	0.1%
P37605-002		1	0.1%
P37704-001		1	0.1%
P37707-002		1	0.1%
P37709-001		2	0.3%
P37806-002		1	0.1%
P37807-002		1	0.1%
P38103-001		1	0.1%
P38202-001		1	0.1%
P38207-002		1	0.1%
P38310-001		1	0.1%
P38402-001		1	0.1%
P38403-001		1	0.1%
P38501-001		1	0.1%
P38503-001		1	0.1%
P38504-002		1	0.1%
P38506-001		1	0.1%
P38510-001		1	0.1%
P38510-002		1	0.1%
P38602-002		1	0.1%
P38603-001		1	0.1%
P38603-002		1	0.1%
P38604-002		1	0.1%
P38606-001		1	0.1%
P38607-001		1	0.1%
P38607-002		1	0.1%
P38608-001		1	0.1%
P38608-002		1	0.1%
P38609-001		1	0.1%
P38610-001		1	0.1%
P38702-001		1	0.1%
P38703-001		1	0.1%
P38704-001		1	0.1%
P38706-001		1	0.1%
P38708-001		1	0.1%
P38710-001		1	0.1%
P38802-001		1	0.1%
P38804-002		1	0.1%
P38806-003		1	0.1%
P38807-001		1	0.1%
P38807-002		1	0.1%
P38809-001		1	0.1%

h8q45d: Who in the household controls/decides on the use of cash/in-kind payments from t

Value	Label	Cases	Percentage
P39001-001		1	0.1%
P39006-001		1	0.1%
P39008-001		1	0.1%
P39008-002		1	0.1%
P39010-001		1	0.1%
P39101-001		1	0.1%
P39104-002		1	0.1%
P39109-002		1	0.1%
P39409-001		1	0.1%
P39506-001		1	0.1%
P39602-001		1	0.1%
P39603-001		2	0.3%
P39603-002		1	0.1%
P39703-001		1	0.1%
P39704-001		1	0.1%
P39705-001		1	0.1%
P39706-002		1	0.1%
P39710-002		1	0.1%
P39802-002		1	0.1%
P39806-001		1	0.1%
P39806-002		1	0.1%
P39808-001		1	0.1%
P39906-001		1	0.1%
P39910-002		1	0.1%
P40001-001		1	0.1%
P40003-001		1	0.1%
P40010-001		1	0.1%
P40101-001		1	0.1%
P40103-001		1	0.1%
P40103-002		1	0.1%
P40103-003		1	0.1%
P40104-001		1	0.1%
P40109-002		1	0.1%
P40110-001		1	0.1%
P40209-001		1	0.1%
P40407-002		1	0.1%
P40410-002		1	0.1%
P40501-001		1	0.1%
P40501-002		1	0.1%
P40503-001		1	0.1%
P40703-001		1	0.1%
P40801-001		1	0.1%
P40802-001		1	0.1%
P40804-001		1	0.1%
P40805-001		1	0.1%

h8q45d: Who in the household controls/decides on the use of cash/in-kind payments from t

Value	Label	Cases	Percentage
P40901-001		1	0.1%
P41103-002		1	0.1%
P41208-002		1	0.1%
P41303-001		1	0.1%
P41304-001		1	0.1%
P41502-001		1	0.1%
P41701-001		1	0.1%
P41702-001		1	0.1%
P41702-002		1	0.1%
P41703-001		1	0.1%
P41707-001		2	0.3%
P41708-001		1	0.1%
P41708-002		1	0.1%
P41709-001		1	0.1%
P41804-001		1	0.1%
P41807-001		1	0.1%
P41903-002		1	0.1%
P41905-001		1	0.1%
P41907-001		1	0.1%
P41909-001		1	0.1%
P41909-002		1	0.1%
P42101-001		2	0.3%
P42102-001		1	0.1%
P42204-002		1	0.1%
P42207-001		1	0.1%
P42210-001		1	0.1%
P42303-001		2	0.3%
P42401-001		1	0.1%
P42407-001		1	0.1%
P42408-001		1	0.1%
P42502-002		1	0.1%
P42509-002		1	0.1%
P42603-001		1	0.1%
P42603-002		1	0.1%
P42606-001		1	0.1%
P42610-002		1	0.1%
P42610-003		1	0.1%
P42805-002		1	0.1%
P42807-001		1	0.1%
P42905-002		1	0.1%
P42909-006		1	0.1%
P42910-001		1	0.1%
P43006-001		1	0.1%
P43008-001		1	0.1%

Warning: these figures indicate the number of cases found in the data file. They cannot be interpreted as summary statistics of the population of interest.

# h8q45e: Who in the household controls/decides on the use of cash/in-kind payments from t			
Information		[Type= discrete] [Format=character] [Missing=*]	
Statistics [NW/ W]		[Valid=704 /-] [Invalid=0 /-]	
Value	Label	Cases	Percentage
-111		519	73.7%
-777		2	0.3%
P00110-001		1	0.1%
P00208-001		1	0.1%
P02811-003		1	0.1%
P03601-001		1	0.1%
P03602-010		1	0.1%
P03604-023		1	0.1%
P03709-001		1	0.1%
P03709-002		1	0.1%
P03811-005		1	0.1%
P04205-001		1	0.1%
P04210-001		1	0.1%
P06310-002		1	0.1%
P06603-001		1	0.1%
P07202-002		1	0.1%
P07203-002		1	0.1%
P08102-004		1	0.1%
P08304-001		1	0.1%
P08502-001		1	0.1%
P08503-007		1	0.1%
P10004-002		1	0.1%
P10807-002		1	0.1%
P11409-001		1	0.1%
P12506-002		1	0.1%
P12604-009		1	0.1%
P13009-001		1	0.1%
P13310-002		1	0.1%
P14008-005		1	0.1%
P14008-008		1	0.1%
P14209-003		1	0.1%
P14210-010		1	0.1%
P14309-009		1	0.1%
P15010-001		1	0.1%
P15904-009		1	0.1%
P16201-006		1	0.1%
P16209-002		1	0.1%
P16306-002		2	0.3%
P16307-007		1	0.1%
P16405-004		1	0.1%
P16503-001		1	0.1%
P16704-011		1	0.1%
P16804-002		1	0.1%

h8q45e: Who in the household controls/decides on the use of cash/in-kind payments from t

Value	Label	Cases	Percentage
P17204-002		1	0.1%
P17210-002		1	0.1%
P17609-001		1	0.1%
P18005-002		1	0.1%
P18203-001		1	0.1%
P18205-003		1	0.1%
P18301-012		1	0.1%
P18307-001		1	0.1%
P18309-002		1	0.1%
P18309-005		1	0.1%
P18604-002		1	0.1%
P18806-001		1	0.1%
P19108-006		1	0.1%
P19201-003		1	0.1%
P20009-001		1	0.1%
P20205-001		1	0.1%
P20209-002		1	0.1%
P20210-001		1	0.1%
P20310-002		1	0.1%
P20407-002		1	0.1%
P20811-003		1	0.1%
P21403-002		1	0.1%
P21405-002		2	0.3%
P21612-005		1	0.1%
P22401-002		1	0.1%
P22401-012		1	0.1%
P23102-002		1	0.1%
P23103-002		1	0.1%
P23402-003		1	0.1%
P23402-011		1	0.1%
P23411-002		1	0.1%
P23601-002		1	0.1%
P23607-005		1	0.1%
P23701-008		1	0.1%
P24203-002		1	0.1%
P24210-002		1	0.1%
P24802-002		1	0.1%
P25201-002		1	0.1%
P25210-002		1	0.1%
P26110-002		1	0.1%
P26204-002		1	0.1%
P26208-001		1	0.1%
P26405-001		1	0.1%
P27406-002		1	0.1%
P28106-001		2	0.3%

h8q45e: Who in the household controls/decides on the use of cash/in-kind payments from t

Value	Label	Cases	Percentage
P28202-001		1	0.1%
P28503-002		1	0.1%
P29407-001		1	0.1%
P29407-002		1	0.1%
P29706-002		1	0.1%
P29706-003		1	0.1%
P29807-003		1	0.1%
P29902-015		1	0.1%
P29902-016		1	0.1%
P29902-024		1	0.1%
P29902-033		1	0.1%
P29908-006		1	0.1%
P30405-002		1	0.1%
P30408-003		1	0.1%
P30702-001		1	0.1%
P30702-010		1	0.1%
P30704-001		2	0.3%
P30707-002		1	0.1%
P30805-002		1	0.1%
P30806-002		1	0.1%
P30905-002		1	0.1%
P30905-006		1	0.1%
P30907-002		1	0.1%
P31004-007		1	0.1%
P31006-002		1	0.1%
P31908-002		1	0.1%
P32102-001		2	0.3%
P33110-002		1	0.1%
P33502-001		1	0.1%
P33506-002		1	0.1%
P34003-001		1	0.1%
P34209-002		1	0.1%
P34310-002		1	0.1%
P34402-003		1	0.1%
P34406-002		1	0.1%
P34507-002		1	0.1%
P35004-001		1	0.1%
P35004-002		1	0.1%
P35810-001		1	0.1%
P35901-002		1	0.1%
P35905-002		1	0.1%
P36202-001		1	0.1%
P36406-001		1	0.1%
P36508-002		1	0.1%
P36702-001		1	0.1%

h8q45e: Who in the household controls/decides on the use of cash/in-kind payments from t

Value	Label	Cases	Percentage
P36901-001		1	0.1%
P36901-002		1	0.1%
P37006-002		1	0.1%
P37201-002		1	0.1%
P37206-002		1	0.1%
P37209-001		1	0.1%
P37209-002		1	0.1%
P37306-002		1	0.1%
P37605-002		1	0.1%
P37709-002		2	0.3%
P37807-001		1	0.1%
P38103-002		1	0.1%
P38202-002		1	0.1%
P38402-001		1	0.1%
P38403-002		1	0.1%
P38504-001		1	0.1%
P38603-002		1	0.1%
P38703-002		1	0.1%
P38809-002		1	0.1%
P39001-002		1	0.1%
P39104-001		1	0.1%
P39409-003		1	0.1%
P39603-002		1	0.1%
P39603-007		1	0.1%
P39802-001		1	0.1%
P39906-002		1	0.1%
P40001-001		1	0.1%
P40104-002		1	0.1%
P40109-001		1	0.1%
P40209-002		1	0.1%
P40503-002		1	0.1%
P40802-002		1	0.1%
P41103-001		1	0.1%
P41303-002		1	0.1%
P41304-002		1	0.1%
P41707-002		2	0.3%
P41708-001		1	0.1%
P41709-002		1	0.1%
P42101-002		2	0.3%
P42303-002		2	0.3%
P42401-002		1	0.1%
P42407-002		1	0.1%
P43008-002		1	0.1%

Warning: these figures indicate the number of cases found in the data file. They cannot be interpreted as summary statistics of the population of interest.

# h8q46: In the last 7 days, would [NAME] have liked to work more hours than [NAME] actual			
Information	[Type= discrete] [Format=numeric] [Range= 1-9] [Missing=*]		
Statistics [NW/ W]	[Valid=10729 /-] [Invalid=4022 /-]		
Value	Label	Cases	Percentage
1	Yes, in the current job	1774	<div><div></div></div> 16.5%
2	Yes, in taking an additional job	1488	<div><div></div></div> 13.9%
3	Yes, in a different job with more hours	964	<div><div></div></div> 9.0%
4	No	5743	<div><div></div></div> 53.5%
9	Don't Know	760	<div><div></div></div> 7.1%
Sysmiss		4022	
Warning: these figures indicate the number of cases found in the data file. They cannot be interpreted as summary statistics of the population of interest.			
# h8q47: Over the last 12 months, was the work [NAME] spent most of the time doing:			
Information	[Type= discrete] [Format=numeric] [Range= 1-3] [Missing=*]		
Statistics [NW/ W]	[Valid=8064 /-] [Invalid=6687 /-]		
Value	Label	Cases	Percentage
1	The same as the main job in the last 7 days	7651	<div><div></div></div> 94.9%
2	The same as the secondary job in the last 7 days	143	<div><div></div></div> 1.8%
3	A job not yet mentioned	270	<div><div></div></div> 3.3%
Sysmiss		6687	
Warning: these figures indicate the number of cases found in the data file. They cannot be interpreted as summary statistics of the population of interest.			
# h8q47_1: When did [NAME] start to work for this employer or start running this business?			
Information	[Type= continuous] [Format=numeric] [Range= 1944-23001] [Missing=*]		
Statistics [NW/ W]	[Valid=1562 /-] [Invalid=13189 /-]		
# h8q47_2: When did [NAME] start to work for this employer or start running this business?			
Information	[Type= continuous] [Format=numeric] [Range= 0-9999] [Missing=*]		
Statistics [NW/ W]	[Valid=1558 /-] [Invalid=13193 /-]		
# h8q47_3: Is [NAME]'s employer or business (at [NAME]'s) usual activity)			
Information	[Type= discrete] [Format=numeric] [Range= 1-7] [Missing=*]		
Statistics [NW/ W]	[Valid=123 /-] [Invalid=14628 /-]		
Value	Label	Cases	Percentage
1	National Government	14	<div><div></div></div> 11.4%
2	Local government	0	
3	Government controlled business (NWSC, UMEME)	1	<div><div></div></div> 0.8%
4	A commercial bank	0	
5	A private enterprise (other than a commercial bank	56	<div><div></div></div> 45.5%
6	Non-profit organization (NGO/CBO)	5	<div><div></div></div> 4.1%
7	A private household	47	<div><div></div></div> 38.2%
Sysmiss		14628	
Warning: these figures indicate the number of cases found in the data file. They cannot be interpreted as summary statistics of the population of interest.			
# h8q47_4: Is [NAME]'s position			
Information	[Type= discrete] [Format=numeric] [Range= 1-3] [Missing=*]		
Statistics [NW/ W]	[Valid=112 /-] [Invalid=14639 /-]		

# h8q47_4: Is [NAME]'s position			
Value	Label	Cases	Percentage
1	Permanent and pensionable	10	<div><div></div></div> 8.9%
2	An open ended appointment	92	<div><div></div></div> 82.1%
3	A fixed term	10	<div><div></div></div> 8.9%
Sysmiss		14639	
Warning: these figures indicate the number of cases found in the data file. They cannot be interpreted as summary statistics of the population of interest.			
# h8q47_5: What is the duration of [NAME]'s employment agreement?			
Information	[Type= discrete] [Format=numeric] [Range= 1-6] [Missing=*]		
Statistics [NW/ W]	[Valid=110 /-] [Invalid=14641 /-]		
Value	Label	Cases	Percentage
1	A week or less	29	<div><div></div></div> 26.4%
2	More than a week but less than a month	10	<div><div></div></div> 9.1%
3	One to six months	25	<div><div></div></div> 22.7%
4	Seven to eleven months	9	<div><div></div></div> 8.2%
5	One to five years	18	<div><div></div></div> 16.4%
6	More than 5 years	19	<div><div></div></div> 17.3%
Sysmiss		14641	
Warning: these figures indicate the number of cases found in the data file. They cannot be interpreted as summary statistics of the population of interest.			
# h8q49a: What kind of work does [NAME] usually do in the (main) job/business that [NAME]			
Information	[Type= discrete] [Format=character] [Missing=*]		
Statistics [NW/ W]	[Valid=1563 /-]		
Value	Label	Cases	Percentage
A Cultural & Traditional Circumcision Surgeon<Circumc		1	<div><div></div></div> 0.1%
boys & Men during Circumcision season			
Administrative assistant		1	<div><div></div></div> 0.1%
BREWING		1	<div><div></div></div> 0.1%
BREWS AND SELLS ALCOHOL		1	<div><div></div></div> 0.1%
BUILDING HOUSES		1	<div><div></div></div> 0.1%
Brick Layers		1	<div><div></div></div> 0.1%
Brick layer		1	<div><div></div></div> 0.1%
COMMERCIAL FARMER GROWING SUGARCANE		1	<div><div></div></div> 0.1%
COMMERCIAL FARMER GROWING SUGARCANES		3	<div><div></div></div> 0.2%
CONSTRUCTION OF HOUSES		1	<div><div></div></div> 0.1%

h8q49a: What kind of work does [NAME] usually do in the (main) job/business that [NAME]

Value	Label	Cases	Percentage
CONSTRUCTION OF PEOPLE'S HOUSES FOR PAYMENT		1	0.1%
COOK AT SCHOOL		1	0.1%
CROP FARMER		2	0.1%
CROP FARMER GROWING BEANS AND POTATOES		1	0.1%
CROP FARMER GROWING CASSAVA AND LEGUMES		1	0.1%
CROP FARMER GROWING MAIZE		6	0.4%
CROP FARMER GROWING MAIZE AND BEANS		4	0.3%
CROP FARMER GROWING MAIZE AND CASSAVA		2	0.1%
CROP FARMER GROWING MAIZE, CASSAVA AND COFFEE		1	0.1%
CROP FARMER MAINLY GROWING MAIZE		1	0.1%
CROP FARMING		1	0.1%
CROP FARMING GROWING MAIZE AND BEANS		1	0.1%
Carrying lagguage and people from a boat at a landing site		1	0.1%
Cashier in a bar		1	0.1%
Construction Labourers		1	0.1%

h8q49a: What kind of work does [NAME] usually do in the (main) job/business that [NAME]

Value	Label	Cases	Percentage
Crop Farmer growing maize and beans		2	0.1%
Crop Farmers GROWING MAIZE AND BEANS		1	0.1%
Crop Farmers GROWING MAIZE,GROUN AND BEANS		1	0.1%
Crop Farmers growing maize and beans		1	0.1%
Crop farm labourer		2	0.1%
Crop farm labourers		2	0.1%
Crop farmer growing bananas		1	0.1%
Crop farmer of annual and perennial crops		1	0.1%
Crop farmer of annual crops		1	0.1%
Crop farmer of annual crops and livestock keeper		1	0.1%
Crop farmer of beans and maize		1	0.1%
Crop farmer of maize		1	0.1%
Crop farmer of maize, beans and groundnuts		1	0.1%
Crop farmers		1	0.1%
Crop farming		1	0.1%
Crop farming for home consumption		1	0.1%
Crop farming of maize and beans		1	0.1%
Crop growing and farming		1	0.1%
Crop growing of tomatoes		1	0.1%
Crop gowing of banana, maize and beans		1	0.1%
Crop production for home consumption		1	0.1%
Cultivating & growing crops like coffee, banana food		1	0.1%

h8q49a: What kind of work does [NAME] usually do in the (main) job/business that [NAME]

Value	Label	Cases	Percentage
& beans on H/ H ownland & looking after H/ H Livetock			
Cultivating H/H Arable Land		5	0.3%
Cultivating H/ H Arable Land & Growing crops like, beans, Maize, Cassava & Sweet potatoes		1	0.1%
Cultivating H/H Arable land		3	0.2%
Cultivating H/ H Arable land & rearing Animals		1	0.1%
Cultivating H/ H Arable land, weeding Cassava Garden, planting Maize		1	0.1%
Cultivating H/H Own land during busy seasons		1	0.1%
Cultivating H/ H arable land & preparing for 1st season planting		1	0.1%
Cultivating H/H arable land, planting Maize, G.nuts & cassava		1	0.1%
Cultivating Own H/H Arable land		1	0.1%
Cultivating and weeding for Other H/Hs for pay		1	0.1%
Cultivating crops like Maize & Beans for sale		1	0.1%
Cultivating land for someone for pay		1	0.1%
Cultivating own H/H Arable Land		1	0.1%
Cultivating, growing & planting of arable crops such as G.Nuts, beans, maize, sweet potatoes & cassava		1	0.1%

h8q49a: What kind of work does [NAME] usually do in the (main) job/business that [NAME]

Value	Label	Cases	Percentage
Cultivating,weedi planting & Harvesting crops from H/H arable land like Maize, Beans & wheat		1	0.1%
Customer caring for airtel		1	0.1%
D.J (plays music and puts videos for people)		1	0.1%
DIGS FOR PEOPLE ON THEIR FARMS		1	0.1%
DISTILLING OF LOCAL BREW		3	0.2%
Digging Millet		1	0.1%
Digging maize		1	0.1%
EMPLOYED BY VARIOUS HOUSEHOLDS TO DO THEIR CROP FARMING		1	0.1%
FARMER		7	0.4%
FARMER GROWING SUGACANES, MAIZE BEANS AND SWEETPOTATO		1	0.1%
FARMER GROWING SUGARCANES, MAIZE BEANS, SWEET POTATOES AND BANANAS		1	0.1%
FARMER GROWING SUGARCANES, MAIZE, BEANS AND SWEET POTATOES		1	0.1%
FARMER GROWING SUGARCANES,. BEANS AND SWEET POTATOES		1	0.1%
FARMER GROWING SUGARCANES,M BEANS AND		1	0.1%

h8q49a: What kind of work does [NAME] usually do in the (main) job/business that [NAME]

Value	Label	Cases	Percentage
SWEET POTATOES			
FARMER GROWING SUGARCANES, MAIZE AND SWEET POTATOES		1	0.1%
FARMING		1	0.1%
FISHERMAN		1	0.1%
FISHING FOR SOMEONE ELSE FOR PAY		1	0.1%
Farmer growing crops such as Maize, Beans etc		1	0.1%
Farmer growing of maize		1	0.1%
Farmer growing of maize and beans		1	0.1%
Fisher man		1	0.1%
GROWING OF CASSAVA, MAIZE AND BEANS		1	0.1%
GROWS FOOD CROPS		1	0.1%
Growing Beans and G.nuts		1	0.1%
Growing annual crops		2	0.1%
Growing cassava, beans		1	0.1%
Growing crops for home		1	0.1%
Growing mainly tubers		1	0.1%
Growing maize, beans and sweetpotatoes		1	0.1%
Growing maize, beans e.t.c		1	0.1%
Growing mixed crops		1	0.1%
Growing of Maize for both Home use but mainly for Sale		1	0.1%
Growing of beans and maize		2	0.1%
Growing of crops & Rearing of livestock		1	0.1%
Growing of crops & rearing of livestock		1	0.1%

h8q49a: What kind of work does [NAME] usually do in the (main) job/business that [NAME]

Value	Label	Cases	Percentage
Growing of maize and beans		2	0.1%
Growing of sweet potatoes		1	0.1%
Grows Sweetpotatoes, beans, maize		1	0.1%
Grows bananas, beans, coffee, maize		1	0.1%
Grows bananas, beans, maize		3	0.2%
Grows bananas, beans, maize, coffee		4	0.3%
Grows bananas, beans, maize, millet, rice		1	0.1%
Grows bananas, maize, Cassava, millet		1	0.1%
Grows bananas, maize, beans,		1	0.1%
Grows bananas, maize, ground nuts, Cassava		1	0.1%
Grows bananas, maize, millet, Cassava		1	0.1%
Grows beans, bananas, maize coffee		1	0.1%
Grows beans, maize, bananas		5	0.3%
Grows beans, maize, bananas and coffee		1	0.1%
Grows beans, maize, bananas, Coffee, rice		1	0.1%
Grows beans, maize, bananas, coffee		2	0.1%
Grows beans, maize, cassava		1	0.1%
Grows beans, maize, coffee and bananas		1	0.1%
Grows beans, maize, rice, cassava, potatoes		1	0.1%
Grows beans, maize, sweetpotatoes		1	0.1%
Grows beans, maize,bananas, cassava		1	0.1%

h8q49a: What kind of work does [NAME] usually do in the (main) job/business that [NAME]

Value	Label	Cases	Percentage
Grows beans, maize,g.nuts and cassava		1	0.1%
Grows maize, beans, cassava		1	0.1%
Grows maize, beans, cassava, bananas		1	0.1%
Grows maize, beans,sweet potatoes, bananas		1	0.1%
Grows maize, cassava, beans		1	0.1%
Grows rice, beans, maize,millet, sorghum		1	0.1%
HELP IN THE HARVESTING SUGARCANE		1	0.1%
HELPING IN FARM		1	0.1%
HELPING IN HOUSEHOLD FARM		1	0.1%
HELPING IN THE HOUSEHOLD FARM		1	0.1%
HELPING ON HOUSEHOLD FARM AND ANIMALS		1	0.1%
HELPING ON OTHER PEOPLES FARM FOR PAYMENT		1	0.1%
HELPING ON THE HH FARM		1	0.1%
HELPING WITH FARM WORK		1	0.1%
HELPING WITH FARM WORK AND LOOKING AFTER ANI		1	0.1%
HELPING WITH FARM WORK IN FIELD		1	0.1%
HELPING WITH FIELD WORK		1	0.1%
HELPING WITH		1	0.1%

h8q49a: What kind of work does [NAME] usually do in the (main) job/business that [NAME]

Value	Label	Cases	Percentage
HOUSEHOLD FARM AND FANIMALS			
HELPS IN HOUSEHOLD FARMS		1	0.1%
Hair dresser		2	0.1%
Hair dressing		1	0.1%
Harvesting simsim		1	0.1%
Helping H/H in post Harvest Activities		1	0.1%
Helping in Cultivating Agricultural Land		1	0.1%
Helping in Cultivating H/H Agric Land		1	0.1%
Helping in Cultivating H/H Agricultural Land		1	0.1%
Helping in Cultivating H/H Arable Land		6	0.4%
Helping in Cultivating H/H Arable land		1	0.1%
Helping in Cultivating H/ H Arable land & Cattle rearing		1	0.1%
Helping in Cultivating H/ H Arable land during busy season		1	0.1%
Helping in Cultivating H/ H arable land & cattle keeping		1	0.1%
Helping in Cultivating of H/ H farm		1	0.1%
Helping in Cultivating, weeding, planting & Harvesting of Crops like Maize, Beans & Sweet-potatoes		1	0.1%
Helping in Garden preparation for planting & post harvest activities		1	0.1%

h8q49a: What kind of work does [NAME] usually do in the (main) job/business that [NAME]

Value	Label	Cases	Percentage
Helping in Gardening H/ H Arable land & post harvest activities		1	0.1%
Helping in Gardening of H/ H Arable land		1	0.1%
Helping in H/H Arable Agric` - in planting Cassava, Sweet potatoes, weeding Gardens		1	0.1%
Helping in cultivating & Growing crops for Home use like beans, maize & cassava		1	0.1%
Helping in cultivating & growing crops on H/H Arable land		1	0.1%
Helping in cultivating & harvesting of crops from H/H Arable land		1	0.1%
Helping in cultivating & planting H/H Arable land		1	0.1%
Helping in cultivating & planting H/H Arable land during busy season & post harvest		1	0.1%
Helping in cultivating & preparing Arable land for crop growing		1	0.1%
Helping in cultivating H/H Arable Land		1	0.1%
Helping in cultivating H/H Arable land		3	0.2%
Helping in cultivating H/ H Arable land -subsistence farmer		1	0.1%
Helping in cultivating H/H Arable land &		1	0.1%

h8q49a: What kind of work does [NAME] usually do in the (main) job/business that [NAME]

Value	Label	Cases	Percentage
crop growing of beans, maize & tubers			
Helping in cultivating H/ H Arable land & crop planting for Home Consumption		1	0.1%
Helping in cultivating H/ H Arable land & livestock keeping		2	0.1%
Helping in cultivating H/ H Arable land & looking after livestock		1	0.1%
Helping in cultivating H/H Arable land & post crop harvest		1	0.1%
Helping in cultivating H/ H Arable land & rearing H/H Livestock		1	0.1%
Helping in cultivating H/ H Arable land &livestock keeping		1	0.1%
Helping in cultivating H/ H Arable land during busy season		1	0.1%
Helping in cultivating H/ H Arable land, post Harvest activities & Feeding Cattle		1	0.1%
Helping in cultivating H/ H Arable-land & post-harvest activities		1	0.1%
Helping in cultivating agricultural land		1	0.1%
Helping in cultivation of H/ H Arable land & looking after the H/H Livestock		1	0.1%
Helping in feeding H/H Livestock &		1	0.1%

h8q49a: What kind of work does [NAME] usually do in the (main) job/business that [NAME]

Value	Label	Cases	Percentage
cultivating H/H Arable land			
Helping in gardening H/H Agric Land & Taking care ofH/H Cow		1	0.1%
Helping in growing crops on H/H Arable land & livestock keeping		1	0.1%
Helping in growing of annual crops on H/H Arable land		1	0.1%
Helping in land preparation & planting during busy season		1	0.1%
Helping in looking after H/H Livestock & Cultivating H/H Arable Land		1	0.1%
Helping in planting & H/H Post harvest agric activities		1	0.1%
Helping in planting & post Harvest activities		1	0.1%
Helping in planting, weeding & Harvesting of Sorghum, beans & Ground-nuts		1	0.1%
Helping in planting, weeding & harvesting of crops like Beans, Maize & cassava		1	0.1%
Helping in post harvest activities of beans & coffee		1	0.1%
Helping in post harvest activities		1	0.1%
Helping in post harvest activities & feeding of H/H Cattle		1	0.1%
Helping in post harvest activities & weeding		1	0.1%

h8q49a: What kind of work does [NAME] usually do in the (main) job/business that [NAME]

Value	Label	Cases	Percentage
Helping in post harvest support activities		1	0.1%
Helping in the household shop		1	0.1%
Helping in weeding and gardening H/H Agricultural land		1	0.1%
Helping in weeding, planting crops like Maize & Groundnuts on H/H Arable land		1	0.1%
Helping post harvest activities & planting of crops like Maize, sweet potatoes		1	0.1%
Helping to Cultivate H/H Arable Land		1	0.1%
Helping to cultivate H/H Arable Land		1	0.1%
Helping to cultivate H/H Arable land		1	0.1%
Hous2hold crop farmer		1	0.1%
Household crop farmer		12	0.8%
Household crop farmer and livestock keeper		1	0.1%
Household crop farmer of maize and beans		1	0.1%
Household growing of maize		1	0.1%
Household growing of maize and beans		6	0.4%
Household growing of maize and beans		1	0.1%
Knitting mats		1	0.1%
LABOURER AT BUILDING SITE		1	0.1%
LOADING AND CUTTING OF SUGARCANES		1	0.1%

h8q49a: What kind of work does [NAME] usually do in the (main) job/business that [NAME]

Value	Label	Cases	Percentage
Looking after household animals		1	0.1%
Looking after household livestock		1	0.1%
MAKING OF BRICKS		1	0.1%
MANAGING AND WORKING IN A SALOON PLAITING HAIR AND OTHER HAIRDRESSING		1	0.1%
MIXED FARMING		1	0.1%
MIXED FARMING GROWING BEANS AND MAIZE AND REARING LIVESTOCK		1	0.1%
Maize production		1	0.1%
Making and selling local brew and sprits		1	0.1%
Manager and Proprieter of Lodge		1	0.1%
Manufacturing paper envelopes		1	0.1%
Market salesperson of Mukene<Omenah		1	0.1%
Mixed Farmer growing maize and beans and rearing livestock		1	0.1%
Mixed Farming		1	0.1%
Mixed farmers		1	0.1%
Mixed farmers....		1	0.1%
Mixed subsistence farmers		1	0.1%
Mixed subsistencefarmer		1	0.1%
Mobile Money Agent		1	0.1%
OWNER OF A SALOON FOR CUTTING PEOPLES HAIR		1	0.1%

h8q49a: What kind of work does [NAME] usually do in the (main) job/business that [NAME]

Value	Label	Cases	Percentage
PLAYING MUSIC AT FUNCTIONS (DJ)		1	0.1%
Packing biscuits in britania industry		1	0.1%
Pkanting crops		1	0.1%
Planting Crops		6	0.4%
Planting crops		4	0.3%
Planting of crops like cassava & millet		1	0.1%
Planting rice for sales		1	0.1%
Portter		1	0.1%
Primary school teacher		1	0.1%
Providing suport in post Harvest Activities of the H/H		1	0.1%
REARING OF CATTLE		1	0.1%
REARING OF PIGS		1	0.1%
RETAIL SALE OF CLOTHES AND SOFT DRINKS		1	0.1%
RETAIL SALE OF GENERAL MERCHANDISE		1	0.1%
RETAIL SALE OF SECOND HAND CLOTHES IN A MARKET		1	0.1%
Rearing of Animals & growing of crops		1	0.1%
Recording men working at road maintenance		1	0.1%
Retail sale of clothes...		1	0.1%
Retail shop assistant		1	0.1%
Retail shop selling general merchandise		1	0.1%
Road side parafin and petrol seller		1	0.1%
SALE OF VEHICLES		1	0.1%

h8q49a: What kind of work does [NAME] usually do in the (main) job/business that [NAME]

Value	Label	Cases	Percentage
SELLS KITENGES FOR SOMEONE		1	0.1%
SUBSIS5ENCE FARMER		1	0.1%
SUBSISTANCE CROP FARMER		13	0.8%
SUBSISTANCE CROP FARMING		17	1.1%
SUBSISTANCE CROP FARMING AND LOOKING AFTER ANIMALS		1	0.1%
SUBSISTANCE FARMER		3	0.2%
SUBSISTANCE FARMING		2	0.1%
SUBSISTANCE FARMING AND LOOKING AFTER ANIMALS		1	0.1%
SUBSISTANCE FOOD CROP FARMER		1	0.1%
SUBSISTENC FARMER		1	0.1%
SUBSISTENCE FARMER		1	0.1%
SUBSISTENCE CROP FARMER GROWING CASSAVA AND MAIZE		1	0.1%
SUBSISTENCE CROP FARMER		2	0.1%
SUBSISTENCE CROP FARMER GROWING		1	0.1%
SUBSISTENCE CROP FARMER GROWING BEANS AND MAIZE		1	0.1%
SUBSISTENCE CROP FARMER GROWING		1	0.1%

h8q49a: What kind of work does [NAME] usually do in the (main) job/business that [NAME]

Value	Label	Cases	Percentage
BEANS, POTATOES AND MAIZE			
SUBSISTENCE CROP FARMER GROWING CASSAVA		3	<div><div></div></div> 0.2%
SUBSISTENCE CROP FARMER GROWING CASSAVA AND BANANAS		1	<div><div></div></div> 0.1%
SUBSISTENCE CROP FARMER GROWING CASSAVA AND MAIZE		2	<div><div></div></div> 0.1%
SUBSISTENCE CROP FARMER GROWING COFFEE AND MAIZE		1	<div><div></div></div> 0.1%
SUBSISTENCE CROP FARMER GROWING MAIZE		15	<div><div></div></div> 1.0%
SUBSISTENCE CROP FARMER GROWING MAIZE AND BEANS		2	<div><div></div></div> 0.1%
SUBSISTENCE CROP FARMER GROWING MAIZE AND BEANS AND RARING ANIMALS		1	<div><div></div></div> 0.1%
SUBSISTENCE CROP FARMER GROWING MAIZE AND CASSAVA		6	<div><div></div></div> 0.4%
SUBSISTENCE CROP FARMER GROWING MAIZE AND SWEET POTATOES		3	<div><div></div></div> 0.2%
SUBSISTENCE CROP FARMER		1	<div><div></div></div> 0.1%











h8q49a: What kind of work does [NAME] usually do in the (main) job/business that [NAME]

Value	Label	Cases	Percentage
GROWING MAIZE,BEANS AND RICE			
SUBSISTENCE CROP FARMER GROWING MAIZE,CASSAVA AND REARING LIVESTOCK		1	0.1%
SUBSISTENCE CROP FARMER GROWING MAIZE,POTATOES AND GROUNDNUTS		1	0.1%
SUBSISTENCE CROP FARMER GROWING POTATOES AND MAIZE		1	0.1%
SUBSISTENCE CROP FARMER GROWING RICE,MAIZE AND BEANS		1	0.1%
SUBSISTENCE CROP FARMER GROWING SWEET POTATOE, BEANS AND MAIZE		1	0.1%
SUBSISTENCE CROP FARMER GROWING SWEET POTATOES		1	0.1%
SUBSISTENCE CROP FARMING GROWING CASSAVA AND MAIZE		1	0.1%
SUBSISTENCE CROP FARMING GROWING MAIZE AND BEANS		1	0.1%
SUBSISTENCE CROP FARMING GROWING MAIZE,BEANS AND RICE		1	0.1%

h8q49a: What kind of work does [NAME] usually do in the (main) job/business that [NAME]

Value	Label	Cases	Percentage
SUBSISTENCE CROP FARMING GROWING MAIZE,BEANS AND SWEET POTATOES		1	0.1%
SUBSISTENCE CROP FARMING GROWINGMAIZ AND BEANS		1	0.1%
SUBSISTENCE FARMER		32	2.0%
SUBSISTENCE FARMER BGROWING MAIZE, BEANS AND SOYA BEANS		1	0.1%
SUBSISTENCE FARMER GROWING BEANS AND REARING LIVESTOCK		1	0.1%
SUBSISTENCE FARMER GROWING BEANS, SWEETPOTATO AND MAIZE		1	0.1%
SUBSISTENCE FARMER GROWING CASSAVA		1	0.1%
SUBSISTENCE FARMER GROWING CASSAVA AND BEANS		1	0.1%
SUBSISTENCE FARMER GROWING CASSAVA AND MAIZE		4	0.3%
SUBSISTENCE FARMER GROWING CASSAVA AND RARING ANIMALS		1	0.1%
SUBSISTENCE FARMER GROWING CASSAVA AND VEGETABLES		1	0.1%
SUBSISTENCE FARMER GROWING		1	0.1%

h8q49a: What kind of work does [NAME] usually do in the (main) job/business that [NAME]

Value	Label	Cases	Percentage
CASSAVA MAIZE AND MILLET			
SUBSISTENCE FARMER GROWING CASSAVA, MAIZE AND BEANS		13	 0.8%
SUBSISTENCE FARMER GROWING CASSAVA, MAIZE AND SWEET POTATOES		1	 0.1%
SUBSISTENCE FARMER GROWING CASSAVA, MAIZE, BEANS AND MILLET		1	 0.1%
SUBSISTENCE FARMER GROWING CASSAVA,MAIZ AND BEANS ALSO REARING OF ANIMALS		1	 0.1%
SUBSISTENCE FARMER GROWING CASSAVA,MAIZ AND TOMATOES AND LIVESTOCK REARING		1	 0.1%
SUBSISTENCE FARMER GROWING MAINLY MAIZE		1	 0.1%
SUBSISTENCE FARMER GROWING MAIZE		5	 0.3%
SUBSISTENCE FARMER GROWING MAIZE & BEANS		1	 0.1%
SUBSISTENCE FARMER GROWING MAIZE AND BEANS		8	 0.5%
SUBSISTENCE FARMER GROWING		1	 0.1%

h8q49a: What kind of work does [NAME] usually do in the (main) job/business that [NAME]

Value	Label	Cases	Percentage
MAIZE AND BEANS AND REARING GOATS			
SUBSISTENCE FARMER GROWING MAIZE AND CASSAVA		1	<div><div></div></div> 0.1%
SUBSISTENCE FARMER GROWING MAIZE AND RARING ANIMALS		2	<div><div></div></div> 0.1%
SUBSISTENCE FARMER GROWING MAIZE AND RARING LIVESTOCK		1	<div><div></div></div> 0.1%
SUBSISTENCE FARMER GROWING MAIZE AND REARING CATTLE AND GOATS		1	<div><div></div></div> 0.1%
SUBSISTENCE FARMER GROWING MAIZE AND REARING LIVESTOCK		3	<div><div></div></div> 0.2%
SUBSISTENCE FARMER GROWING MAIZE SWEET POTATOES AND BEANS		1	<div><div></div></div> 0.1%
SUBSISTENCE FARMER GROWING MAIZE, BEANS AND SOYA BEANS		2	<div><div></div></div> 0.1%
SUBSISTENCE FARMER GROWING MAIZE, BEANS AND SWEET POTATOES		5	<div><div></div></div> 0.3%
SUBSISTENCE FARMER GROWING MAIZE, BEANS AND SWEET POTATOES		1	<div><div></div></div> 0.1%
SUBSISTENCE FARMER		1	<div><div></div></div> 0.1%

h8q49a: What kind of work does [NAME] usually do in the (main) job/business that [NAME]

Value	Label	Cases	Percentage
GROWING MAIZE, BEANS, BANANA FOOD AND CASSAVA			
SUBSISTENCE FARMER GROWING MAIZE, BEANS, CASSAVA AND SWEET POTATOES		3	<div><div></div></div> 0.2%
SUBSISTENCE FARMER GROWING MAIZE, BEANS, CASSAVA AND SWEETPOTATE		1	<div><div></div></div> 0.1%
SUBSISTENCE FARMER GROWING MAIZE, BEANS, SWEET POTATOES AND CASSAVA		1	<div><div></div></div> 0.1%
SUBSISTENCE FARMER GROWING MAIZE, CASSAVA AND BEANS		4	<div><div></div></div> 0.3%
SUBSISTENCE FARMER GROWING MAIZE, CASSAVA AND BEANS AND SWEET POTATOES		1	<div><div></div></div> 0.1%
SUBSISTENCE FARMER GROWING MAIZE, CASSAVA AND MILLET		2	<div><div></div></div> 0.1%
SUBSISTENCE FARMER GROWING MAIZE, CASSAVA, BEANS AND RICE		2	<div><div></div></div> 0.1%
SUBSISTENCE FARMER GROWING MAIZE, CASSAVA,		3	<div><div></div></div> 0.2%

h8q49a: What kind of work does [NAME] usually do in the (main) job/business that [NAME]

Value	Label	Cases	Percentage
BEANS AND SWEET POTATOES			
SUBSISTENCE FARMER GROWING MAIZE, CASSAVA, BEANS AND SWEETPOTATO		1	0.1%
SUBSISTENCE FARMER GROWING MAIZE, CASSAVA AND BEANS		1	0.1%
SUBSISTENCE FARMER GROWING MAIZE, GROUNDNUTS AND SWEETPOTATE		1	0.1%
SUBSISTENCE FARMER GROWING MAIZE, GROUNDNUTS AND SWEETPOTATO		1	0.1%
SUBSISTENCE FARMER GROWING MAIZE, SOURGHUM, BEANS AND SWEET POTATOES		1	0.1%
SUBSISTENCE FARMER GROWING MAIZE, SWEET POTATOES AND BEANS		5	0.3%
SUBSISTENCE FARMER GROWING MAIZE, SWEET POTATOES AND BEANS ALSO REARING OF CATTLE		1	0.1%
SUBSISTENCE FARMER GROWING MAIZE,BEANS AND SUGARCANES		1	0.1%

h8q49a: What kind of work does [NAME] usually do in the (main) job/business that [NAME]

Value	Label	Cases	Percentage
SUBSISTENCE FARMER GROWING MAIZE,BEANS, CASSAVA		1	0.1%
SUBSISTENCE FARMER GROWING MAIZE,BEANS, CASSAVA AND SWEET POTATOES		1	0.1%
SUBSISTENCE FARMER GROWING MAIZE,BEANS, GROUNDNUTS		1	0.1%
SUBSISTENCE FARMER GROWING MAIZE,CASSAV AND RICE		1	0.1%
SUBSISTENCE FARMER GROWING SUGARCANE AND MAIZE REARING CATTLE AND GOATS		1	0.1%
SUBSISTENCE FARMER GROWING SWEET POTATOES, MAIZE AND BEANS		4	0.3%
SUBSISTENCE FARMR		2	0.1%
SUBSISTENCE FWRMER		1	0.1%
SUBSISTENCE POULTRY FARMER		1	0.1%
SUBSISTENCEN FARMER		1	0.1%
SUBSITENCE CROP FARMER GROWING CASSAVA AND MAIZE		1	0.1%
SUBSITENCE FARMER GROWING MAIZE		1	0.1%
SUDSISTANCE FARMER		1	0.1%
SUPPLIES STATIONERY		1	0.1%

h8q49a: What kind of work does [NAME] usually do in the (main) job/business that [NAME]

Value	Label	Cases	Percentage
TO VARIOUS INSTITUTIONS AND INDIVIDUALS			
SUSISTNCE FARMER		1	0.1%
Sale of Agriculture produce mainly Millet in stores		1	0.1%
Security Guard		1	0.1%
Selling Irish potatoes		1	0.1%
Selling solar equipments		1	0.1%
Selling sugar and soap in the mrket		1	0.1%
Selling sweet banana		1	0.1%
She serves at her own shop...		1	0.1%
Sorting and Parking bread		1	0.1%
Subsistance crop farmer		5	0.3%
Subsistance crop farmer.		1	0.1%
Subsistance crop farmers		2	0.1%
Subsistance crop farmers....		1	0.1%
Subsistance crop farming		2	0.1%
Subsistance farmer		7	0.4%
Subsistance farmer..		1	0.1%
Subsistance farmer...		1	0.1%
Subsistance farmer...@.		1	0.1%
Subsistance farmers		4	0.3%
Subsistance farmers..		1	0.1%
Subsistance farmers...		1	0.1%
Subsistance farmers....		2	0.1%
Subsistance farming		2	0.1%
Subsistance growing of cassava		3	0.2%

h8q49a: What kind of work does [NAME] usually do in the (main) job/business that [NAME]

Value	Label	Cases	Percentage
Subsistence mixed farmers....		1	0.1%
Subsistence farmer		1	0.1%
Subsistence Farmer		3	0.2%
Subsistence Farmer growing beans, sweetpotatoes and tomatoes		1	0.1%
Subsistence Mixed Farming		1	0.1%
Subsistence crop farmer		1	0.1%
Subsistence crop farmers		5	0.3%
Subsistence crop growing and animal rearing		2	0.1%
Subsistence farmer		16	1.0%
Subsistence farmers		1	0.1%
Subsistence growing of sweet potatoes		1	0.1%
Subsistence livestock rearing		1	0.1%
Subsistence farmer		1	0.1%
Subsistence farming...		1	0.1%
Subsistence farmer		1	0.1%
Support activities in Crop-production of Casava & Maize		1	0.1%
Support activities in H/H agriculture		1	0.1%
Support activities in weeding, harvesting & planting of Maize & beans		1	0.1%
Support activities in Crop production & post Harvest Activities		1	0.1%
Support activities in planting, weeding & Harvesting		1	0.1%

h8q49a: What kind of work does [NAME] usually do in the (main) job/business that [NAME]

Value	Label	Cases	Percentage
Surportagric activities in weeding, grazing cattle, planting & Harvesting		1	0.1%
TAILOR		1	0.1%
TAILORING AND GARMENT MAKING		1	0.1%
TAILOURING OF CLOTHES		1	0.1%
TOILORING		1	0.1%
TRANSPORTING OF AGRICULTURAL PRODUCE		1	0.1%
Teaching primary four & five		1	0.1%
Teaching pupils		1	0.1%
Teaching students		1	0.1%
Tending Household crops		1	0.1%
Tends crops for Household consumption		1	0.1%
Tilling land		1	0.1%
Trade		1	0.1%
WASHING VEHICLES		1	0.1%
WEEDING CASSAVA		1	0.1%
WHOLESALE OF AGRICULTURAL PRODUCE		1	0.1%
WORKING ON PEOPLES FARMS FOR A PAYMENT		1	0.1%
WORKING ON THE HOISEHOLD FARM		1	0.1%
Weeding Crops		3	0.2%
Weeding bananas		1	0.1%
Weeding cassava		3	0.2%
Weeding crops		11	0.7%
Weeding maize		1	0.1%
Weeding simsim		1	0.1%
Weeding, Cultivating		1	0.1%

h8q49a: What kind of work does [NAME] usually do in the (main) job/business that [NAME]

Value	Label	Cases	Percentage
Arable land, planting & Harvesting			
Weeding, helping in planting & Harvest Activities		1	0.1%
Working as a Nursing Assistant		1	0.1%
Wwedding casava		1	0.1%
agriculture in other people,s garderns		1	0.1%
animal and crop farming		2	0.1%
askari		1	0.1%
aubsistence farmer		1	0.1%
bean production		1	0.1%
boda boda (motorcycle) rider for someone else		1	0.1%
bodaboda riders		1	0.1%
brewing alcohol		1	0.1%
brewing local beer		1	0.1%
brews and sells alcohol		1	0.1%
brews local alcohol		1	0.1%
brick making labourer		2	0.1%
bricklayer		1	0.1%
builder		1	0.1%
building houses out of timber or wood at the slum		1	0.1%
burns and sells charcoal		1	0.1%
buys and sells fish		1	0.1%
carpenter		1	0.1%
carpentry work		1	0.1%
cassava farming		1	0.1%
casual labour in agriculture		1	0.1%
casual labourer		4	0.3%
casual labourer digging and weeding other gardens		1	0.1%

h8q49a: What kind of work does [NAME] usually do in the (main) job/business that [NAME]

Value	Label	Cases	Percentage
casual labourer weeding in other people's gardens for pay		1	0.1%
catching fish in a boat		1	0.1%
cattle rearing		3	0.2%
church catechist		1	0.1%
clearing garden for pay		1	0.1%
collecting firewood..		1	0.1%
commercial agricultural farmer of maize		1	0.1%
construction of huts and latrines		1	0.1%
cooks and sells food		1	0.1%
crafts man		1	0.1%
crop and animal farming		1	0.1%
crop and animal producer		1	0.1%
crop farm labourer		3	0.2%
crop farm labourers		4	0.3%
crop farmer		41	2.6%
crop farmer growing maize and soya beans		1	0.1%
crop farmers		2	0.1%
crop farming		9	0.6%
crop growing		1	0.1%
crop growing for consumption		1	0.1%
cropfarmer		1	0.1%
cultivatees mainly maize,sweetpotato		1	0.1%
cultivates and rears animals		1	0.1%
cultivates cassava,beans,mai		1	0.1%
cultivates crops		2	0.1%
cultivates for other households		1	0.1%
cultivates mainly onions, irishes,cassava, matooke beans among others		1	0.1%

h8q49a: What kind of work does [NAME] usually do in the (main) job/business that [NAME]

Value	Label	Cases	Percentage
cultivating crop		1	0.1%
cultivating crops		17	1.1%
cultivating crops and keeping animals		1	0.1%
customer attendant		1	0.1%
cutting sweet potato leaves for planting		1	0.1%
digging		2	0.1%
digging farmyards for other people		1	0.1%
digging for people their crop gardens		1	0.1%
digging in sugar cane plantation		1	0.1%
digging or tending crop farms for other people		1	0.1%
digging, cutting and harvesting sugarcane		1	0.1%
distributor sales representative		1	0.1%
does outside catering for offices ad church activities		1	0.1%
does internship and training in electronics and welding metal		1	0.1%
driving goods		1	0.1%
farmer		7	0.4%
farming		1	0.1%
farms on household farm		1	0.1%
farmson household farm		1	0.1%
fishing		2	0.1%
fitting windows for house		1	0.1%
growing beans for home consumption		1	0.1%
growing and farming of annual crops		1	0.1%
growing annual crops		1	0.1%

h8q49a: What kind of work does [NAME] usually do in the (main) job/business that [NAME]

Value	Label	Cases	Percentage
growing annual crops for consumption		1	0.1%
growing beans		1	0.1%
growing beans and maize		1	0.1%
growing beans and maize for home consumption		1	0.1%
growing beans and maize for home production		1	0.1%
growing beans bananas maize		1	0.1%
growing beans bananas sweet potatoes		1	0.1%
growing beans cassava maize and grazing cows goats		1	0.1%
growing beans cassava sweet potatoes and looking after pigs		1	0.1%
growing beans maize		2	0.1%
growing beans maize and taking care of goats pigs cows		1	0.1%
growing beans maize bananas		1	0.1%
growing beans maize cassava		2	0.1%
growing beans maize cassava bananas and looking after chicken		1	0.1%
growing beans matooke maize		1	0.1%
growing beans sweet potatoes and looking after pigs		1	0.1%
growing cassava beans		1	0.1%
growing cassava for home consumption		1	0.1%
growing cereals and tubers		1	0.1%
growing crops		5	0.3%

h8q49a: What kind of work does [NAME] usually do in the (main) job/business that [NAME]

Value	Label	Cases	Percentage
growing crops like maize cassava and looking after animals like cows goats		1	0.1%
growing crops on household farm		1	0.1%
growing crops and Raring animals		1	0.1%
growing crops and keeing animals		1	0.1%
growing crops and rearing animals for home consumption		1	0.1%
growing crops fo home consumption		1	0.1%
growing crops for consumption		2	0.1%
growing crops for home consumption		22	1.4%
growing crops for home production		5	0.3%
growing crops for homeconsumptior like beans etc		1	0.1%
growing crops for production		1	0.1%
growing crops like beans maize		1	0.1%
growing crops like beans maize banana		1	0.1%
growing crops like beans,maize for home production		1	0.1%
growing crops like maize banana sweet potatoes		1	0.1%
growing crops like maize beans		1	0.1%
growing crops like maize beans cassava		2	0.1%
growing crops like maize beans matooke and		1	0.1%

h8q49a: What kind of work does [NAME] usually do in the (main) job/business that [NAME]

Value	Label	Cases	Percentage
looking after animals like cows goats			
growing crops like maize bens		1	0.1%
growing crops like maize matooke and looking after animals		1	0.1%
growing crops on household farm		23	1.5%
growing crops on houseold farm		1	0.1%
growing crops onhusehold farm		1	0.1%
growing food crop		1	0.1%
growing maize		2	0.1%
growing maize and beans for home consumption		1	0.1%
growing maize and looking after pigs		1	0.1%
growing maize and other crops for home production		1	0.1%
growing maize banana groundnuts		1	0.1%
growing maize beans		2	0.1%
growing maize beans and looking after pigs		1	0.1%
growing maize beans cassava bananas and looking after animals		1	0.1%
growing maize beans sweet potatoes and rearing pigs		1	0.1%
growing maize for ho me consumption		1	0.1%
growing maize for home consumption		4	0.3%
growing maize for sale		1	0.1%

h8q49a: What kind of work does [NAME] usually do in the (main) job/business that [NAME]

Value	Label	Cases	Percentage
growing maize groundnuts beans		1	0.1%
growing maize,beans		1	0.1%
growing maize,sweet potatoes etc,for home production		1	0.1%
growing of beans and maize for consumption		1	0.1%
growing of crop		1	0.1%
growing of crops		1	0.1%
growing of crops and tending to household farm		1	0.1%
growing of crops for home production		1	0.1%
growing of crops like maize matooke and looking after cows		1	0.1%
growing of matooke,cassava ,		1	0.1%
growing of rice,cassava and maize		1	0.1%
growing simsim		1	0.1%
growing sweet potatoes beans and looking after pigs		1	0.1%
growingcrops on household farm		1	0.1%
growings crops like maize coffee banana cassava		1	0.1%
grows beans , maize , cassava , gnuts		1	0.1%
grows beans , maize, cassava , maize, cassava, matooke		1	0.1%
grows beans , maize, gnuts, cassava		1	0.1%
grows beans ,maize ,cass matooke		1	0.1%
grows beans ,maize ,cass		1	0.1%

h8q49a: What kind of work does [NAME] usually do in the (main) job/business that [NAME]

Value	Label	Cases	Percentage
grows beans ,maize,banana and gnuts		1	0.1%
grows beans maize, gnuts matooke and rares animals		1	0.1%
grows beans, maize , cassava and matooke		1	0.1%
grows beans, maize ,cassava , gnuts and irishpotato		1	0.1%
grows beans, maize ,irishpotato sweatpotatoes		1	0.1%
grows beans, maize, matooke and coffee		1	0.1%
grows beans, maize,banana food, coffee		1	0.1%
grows beans, maize,cassava , gnuts		1	0.1%
grows crops		1	0.1%
grows crops and rares animals		1	0.1%
grows crops and rears his cattle		1	0.1%
grows crops and rears some goats		1	0.1%
grows crops and sells part of the harvest		1	0.1%
grows crops like ,beans, maize sweatpotato, banana food, and rares animals		1	0.1%
grows crops mainly maize, beans and matooke and onions		1	0.1%
grows food crops		1	0.1%
grows food crops mainl maize, beans and g.nuts		1	0.1%
grows food crops matooke, sweetpotatoes,bea		1	0.1%

h8q49a: What kind of work does [NAME] usually do in the (main) job/business that [NAME]

Value	Label	Cases	Percentage
grows mainly crops for home consumption		1	0.1%
grows mostly food crops		1	0.1%
growsrops for h.h consumption and sells some		1	0.1%
guidance and counseling		1	0.1%
harvesting cassava		1	0.1%
harvesting cassava and looks after animals		1	0.1%
harvesting ground nuts		1	0.1%
harvesting simsim		4	0.3%
harvesting sugar cane		1	0.1%
help in the mixing packaging labeling		1	0.1%
helpihg on household farm		1	0.1%
helping at the household farm growing crops		1	0.1%
helping in cultivating H/ H Arable land during busy season		1	0.1%
helping in family fields		1	0.1%
helping in household farm		1	0.1%
helping in milking cows		1	0.1%
helping in milking cows and rearing cattle		1	0.1%
helping in planting & post harvest activities		1	0.1%
helping in the household farm		1	0.1%
helping on household		1	0.1%
helping on household farm		5	0.3%

h8q49a: What kind of work does [NAME] usually do in the (main) job/business that [NAME]

Value	Label	Cases	Percentage
helping on household farm growing crops		3	0.2%
helping on the hh farm		3	0.2%
helping on the hh field		1	0.1%
helping on the household fam and animals		1	0.1%
helping with farm work		1	0.1%
helping with hh farm work		1	0.1%
helping with household farm		1	0.1%
helping with household farm work		2	0.1%
helps in the fields		1	0.1%
helps in the household business(restaurar		1	0.1%
helps planting crops like beans		1	0.1%
helps the wife with the poultry		1	0.1%
helps with hh farm work		1	0.1%
helps with hh farm work and animals		1	0.1%
helps withhousehold farm and livestock		1	0.1%
hides and skins trader		1	0.1%
household annual crop farmer		2	0.1%
household crop farmer		20	1.3%
household crop farmer of onions		2	0.1%
household farmer		22	1.4%
househood crop farmer of onions		1	0.1%
kiosk operator		1	0.1%
kiosk shop attendant		1	0.1%
l crop farming worker		1	0.1%

h8q49a: What kind of work does [NAME] usually do in the (main) job/business that [NAME]

Value	Label	Cases	Percentage
labourer on a building under construction		1	0.1%
livestock sales worker		1	0.1%
local brewing of malt and selling		1	0.1%
looking after animals like cows goats and growing matooke maize		1	0.1%
maize and bean farmer		1	0.1%
maize,beans,swee		1	0.1%
makes local alcohol		1	0.1%
makes mandazis		1	0.1%
making and selling local brew		1	0.1%
making and supplying samosa		1	0.1%
making crafts		1	0.1%
making local brew		2	0.1%
making paper envelopes		1	0.1%
making papyrus mats for sale		1	0.1%
malwa trader		1	0.1%
manager book shop		1	0.1%
manufacture of bricks		1	0.1%
milking cows		3	0.2%
mixed crop animal farmer		1	0.1%
mixed crop farmers		1	0.1%
mixed crop farming		1	0.1%
mixed farming for home consumption		1	0.1%
mixed farming for home consumption, growing beans and raising cattle		1	0.1%
monitors crop cards for panel respondents in the village		1	0.1%

h8q49a: What kind of work does [NAME] usually do in the (main) job/business that [NAME]

Value	Label	Cases	Percentage
operates grinding machine (flour)		1	0.1%
operates her own restaurant		1	0.1%
operating a sports betting machine		1	0.1%
overseing stock counting		1	0.1%
owns a nursery school		1	0.1%
painting building		1	0.1%
peasant farmer		1	0.1%
planting maize		1	0.1%
planting beans		2	0.1%
planting cassava		2	0.1%
planting cassava looking after goats		1	0.1%
planting crops		2	0.1%
planting g.nuts		1	0.1%
planting ground nuts		2	0.1%
planting ground nuts and weeding gardens		1	0.1%
planting of beans, g.nuts		1	0.1%
planting rice		1	0.1%
preparing land for planting in first season & helping in post harvest actiities		1	0.1%
primary school teacher		2	0.1%
primary teacher		1	0.1%
production of crops for home consumption		1	0.1%
providing support in post harvest of crops		1	0.1%
raring pigs		1	0.1%
rearing cattle and goats and growing cassava, g.nuts		1	0.1%
rearing of cows		1	0.1%
rears cattle and goats plus growin crops		1	0.1%

h8q49a: What kind of work does [NAME] usually do in the (main) job/business that [NAME]

Value	Label	Cases	Percentage
repairs motorcycles for people and is paid		1	0.1%
retail sale of fried foods, eg cassava, sweet potatoes		1	0.1%
retail sale of charcoal....		1	0.1%
retail sale of food		1	0.1%
retail sale of second hand clothes in the market		1	0.1%
retail seller who sales household machandise		1	0.1%
retail shop sales assistant		1	0.1%
retail trader		1	0.1%
retail trader of produce		1	0.1%
retail trader of second clothes		1	0.1%
riding boda boda for some one else for pay		1	0.1%
rode boda boda motor cycle for someone else for pay		1	0.1%
sale of beans, g.nuts, small fish in local market		1	0.1%
sale of vegetables		2	0.1%
secondary education teacher		1	0.1%
selling of second hand clothes		1	0.1%
selling agricultural raw food products		1	0.1%
selling charcoal		1	0.1%
selling clothes and shoes		1	0.1%
selling food items		1	0.1%
selling mandazi		1	0.1%
selling of foodstuffs		1	0.1%

h8q49a: What kind of work does [NAME] usually do in the (main) job/business that [NAME]

Value	Label	Cases	Percentage
selling of second hand clothes and shoes		1	0.1%
selling tomatoes		1	0.1%
sells charcoal		1	0.1%
sells fish		1	0.1%
sells maize grains		1	0.1%
sells second hand clothes		1	0.1%
sells second hand clothes in a market		1	0.1%
sells small fish (mukene) in market		1	0.1%
sells smoked fish		1	0.1%
sells wahing soap and vaseline on market daye		1	0.1%
serving food in e restuarant		1	0.1%
shop attendant		1	0.1%
shop attendant/sales person		1	0.1%
shop keeper		2	0.1%
shop keeping		1	0.1%
sold charcoal at place of residence		1	0.1%
soldier		1	0.1%
sowing		1	0.1%
special police constable guarding the prisoners and performing police patrol		1	0.1%
sry cleaner doobby		1	0.1%
subsisstance crop farmer		1	0.1%
subsistan r farmint		1	0.1%
subsisstance agricultural farmer		1	0.1%
subsisstance agriculture		1	0.1%
subsisstance crop farmer		56	3.6%

h8q49a: What kind of work does [NAME] usually do in the (main) job/business that [NAME]

Value	Label	Cases	Percentage
substance crop farmer of sorghum		3	0.2%
substance crop farmers		1	0.1%
substance crop farming		12	0.8%
substance crop production		1	0.1%
substance farmeer		1	0.1%
substance farmer		31	2.0%
substance farmer growing cassava		1	0.1%
substance farmers		1	0.1%
substance farmers..		1	0.1%
substance farming		27	1.7%
substance fish hunter		1	0.1%
substance food crop farmer		1	0.1%
substance grop farmer		1	0.1%
substance mixed agriculture		1	0.1%
substance mixed crop farmer		1	0.1%
substance mixed farmer		1	0.1%
substance mixed farmers...		1	0.1%
substance mixed farming		10	0.6%
substancecrop farmet		1	0.1%
substemce farmer		1	0.1%
subsistence agruc farmer		1	0.1%
subsistence crop farmer		5	0.3%
subsistence crop farmer growing beans,maize and cassava		1	0.1%
subsistence crop farmer growing		1	0.1%

h8q49a: What kind of work does [NAME] usually do in the (main) job/business that [NAME]

Value	Label	Cases	Percentage
maize and sweet potatoes			
subsistence crop farmer growing maize, cassava and beans		1	0.1%
subsistence crop farmer growing maize,cassava and beans		1	0.1%
subsistence crop farmer growing tomatoes and sweet potatoes		1	0.1%
subsistence crop farmer growing vegetables and maize		1	0.1%
subsistence crop farmers		1	0.1%
subsistence crop farming like cassava,beans		1	0.1%
subsistence farmer		102	6.5%
subsistence farmer growing cassava and maize		2	0.1%
subsistence farmer growing maize		1	0.1%
subsistence farming		1	0.1%
subsistence mixed farmer		4	0.3%
subsistence mixed farming		1	0.1%
subsistence farmer		1	0.1%
substance farming		1	0.1%
supplier of juice		1	0.1%
supplying of samosa and pancakes in schools and shops		1	0.1%
supplying samosa and pancakes in shools and shops		1	0.1%
support activities with household crop gardens		1	0.1%

h8q49a: What kind of work does [NAME] usually do in the (main) job/business that [NAME]

Value	Label	Cases	Percentage
takes care of someones cattle for pay		1	0.1%
taxi driver		1	0.1%
teacher		2	0.1%
teaching		1	0.1%
teches in a nursery school		1	0.1%
tending crops		2	0.1%
tending crops and animals for home consumption		1	0.1%
tending crops and raring animals		1	0.1%
tending frops for Hh		1	0.1%
tending to crops for home consumption		2	0.1%
tends crops for thehousehold		1	0.1%
tends to household crops and livestock		1	0.1%
tour guide for a private tour company		1	0.1%
used to sell smoked fish		1	0.1%
vending food in a lorry park on lira town		1	0.1%
weeded maize		1	0.1%
weedin bananas		1	0.1%
weedin g.nuts for pay		1	0.1%
weeding		1	0.1%
weeding someone else's garden for pay		1	0.1%
weeding bananas		1	0.1%
weeding cassava		6	0.4%
weeding cassava and helping in planting sweet potatoes		1	0.1%
weeding cassava garden		1	0.1%
weeding crops		3	0.2%
weeding ground nuts		1	0.1%

h8q49a: What kind of work does [NAME] usually do in the (main) job/business that [NAME]

Value	Label	Cases	Percentage
weeding sweet potato and cassava garden		1	0.1%
weeding tobacco		1	0.1%
welding windows doors and metal repairs		1	0.1%
whole saler of agricultural produces		1	0.1%
whole saler of maize and beans		1	0.1%
wholesale of charcoal		1	0.1%
wholesale of coffee beans and maize		1	0.1%
worked inhis own banana plantation		1	0.1%
working as a soldier for the government in somalia		1	0.1%
working for somebody esel making bricks		1	0.1%
working in hh fields and animals		1	0.1%
working on his farm growing cassava and maize		1	0.1%
working on household farm		2	0.1%
working on household farm and animals		1	0.1%
working on hpusehold farm and looking after cattle		1	0.1%
working on the household farm		4	0.3%
works at the airport		1	0.1%
works at the shop		1	0.1%
works in a hair dressing salon		1	0.1%
works on banana farms for pay		1	0.1%
works on construction sites		1	0.1%

# h8q49a: What kind of work does [NAME] usually do in the (main) job/business that [NAME]			
Value	Label	Cases	Percentage
works on crop farms for pay		1	0.1%
works on crop farms fot pay		1	0.1%
works on crops farms for h.h consumption		1	0.1%
works on household far		1	0.1%
works on household farm		7	0.4%
Warning: these figures indicate the number of cases found in the data file. They cannot be interpreted as summary statistics of the population of interest.			
# h8q49B: Level 3 job code			
Information	[Type= discrete] [Format=character] [Missing=*]		
Statistics [NW/ W]	[Valid=1561 /-] [Invalid=0 /-]		
Value	Label	Cases	Percentage
0110		1	0.1%
0210		1	0.1%
0310		1	0.1%
1221		1	0.1%
1411		1	0.1%
1439		1	0.1%
2221		1	0.1%
2310		1	0.1%
2330		1	0.1%
2341		10	0.6%
2342		1	0.1%
3115		1	0.1%
4229		1	0.1%
4313		1	0.1%
4419		1	0.1%
5120		1	0.1%
5141		5	0.3%
5169		4	0.3%
5211		22	1.4%
5212		5	0.3%
5221		13	0.8%
5222		1	0.1%
5223		5	0.3%
5230		2	0.1%
5243		8	0.5%
5244		2	0.1%
5246		3	0.2%
5249		20	1.3%
5329		1	0.1%
6111		7	0.4%

# h8q49B: Level 3 job code			
Value	Label	Cases	Percentage
6114		14	0.9%
6121		8	0.5%
6122		1	0.1%
6130		3	0.2%
6222		1	0.1%
6310		972	62.3%
6320		11	0.7%
6330		168	10.8%
6340		9	0.6%
7111		1	0.1%
7112		3	0.2%
7212		1	0.1%
7234		1	0.1%
7317		2	0.1%
7318		1	0.1%
7319		4	0.3%
7511		1	0.1%
7512		1	0.1%
7515		3	0.2%
7522		1	0.1%
7531		2	0.1%
7549		1	0.1%
8312		1	0.1%
8321		1	0.1%
8332		2	0.1%
9122		1	0.1%
9211		119	7.6%
9212		3	0.2%
9213		17	1.1%
9216		3	0.2%
9311		1	0.1%
9313		10	0.6%
9321		2	0.1%
9329		6	0.4%
9331		4	0.3%
9412		1	0.1%
9622		4	0.3%
9629		2	0.1%
99998		14	0.9%
99999		38	2.4%
Warning: these figures indicate the number of cases found in the data file. They cannot be interpreted as summary statistics of the population of interest.			
# h8q50A: Description of the sector (in text)			
Information	[Type= discrete] [Format=character] [Missing=*]		
Statistics [NW/ W]	[Valid=1559 /-] [Invalid=0 /-]		

h8q50A: Description of the sector (in text)

Value	Label	Cases	Percentage
AGRICULTURE		7	0.4%
ANNUAL CROP FARMER		4	0.3%
ANNUAL CROP GROWER		1	0.1%
Agricultural Subsistence crop production		1	0.1%
Agricultural Sector		1	0.1%
Agriculture		88	5.6%
Agriculture & Animal keeping		1	0.1%
Agriculture - growing crops		1	0.1%
Agriculture growing crops		1	0.1%
Agriculture of annual crops		5	0.3%
Agriculture sector		1	0.1%
Agriculture< subsistence production>		1	0.1%
Animal rearing		2	0.1%
Annual crop farming		4	0.3%
Annual crop fgrowing		1	0.1%
Armed forces/ defence		1	0.1%
BREWING		1	0.1%
BREWS AND SELLS ALCOHOL		1	0.1%
BUILDIND RELATED WORK		1	0.1%
Bar		2	0.1%
Both retail & whole sale of Millet		1	0.1%
Building construction		1	0.1%
CONSTRUCTING OF PEOPLE'S HOUSES FOR A PAYMENT		1	0.1%
CONSTRUCTION OF BUILDINGS		1	0.1%
CROP FARMING		6	0.4%

h8q50A: Description of the sector (in text)

Value	Label	Cases	Percentage
CROP GROWER		1	0.1%
CROP PRODUCTION		60	3.8%
CROP PRODUCTION AND LIVESTOCK RARING		6	0.4%
CROP PRODUCTION AND LIVESTOCK REARING		4	0.3%
CROP PRODUCTION AND REARING OF LIVESTOCK		2	0.1%
CROP PRODUCTION ANF REARING LIVESTOCK		1	0.1%
CROP PRODUCTION GROWING MAINLY MAIZE		1	0.1%
CROP PRODUCTION OF BEANS,MAIZE AND REARING LIVESTOCK		1	0.1%
CROP PRODUCTION OF LEGUMES AND MAIZE		1	0.1%
CROP PRODUCTION OF MAINLY MAIZE		2	0.1%
CROP PRODUCTION OF MAINLY MAIZE AND GROUNDNUTS		1	0.1%
CROP PRODUCTION OF MAIZE		1	0.1%
CROP PRODUCTION OF MAIZE AND BEANS		5	0.3%
CROP PRODUCTION OF MAIZE AND BEANS AND		1	0.1%

h8q50A: Description of the sector (in text)

Value	Label	Cases	Percentage
LIVESTOCK REARING			
CROP PRODUCTION OF MAIZE AND CASSAVA		3	0.2%
CROP PRODUCTION OF MAIZE AND REARING GOATS		1	0.1%
CROP PRODUCTION OF MAIZE, BEANS AND SWEET POTATOES		1	0.1%
CROP PRODUCTION OF MAIZE, BEANS AND SWEET POTATOES		1	0.1%
CROP PRODUCTION OF MAIZE, BEANS AND SWEET POTATOES		1	0.1%
CROP PRODUCTION OF MAIZE, BEANS AND CASSAVA		1	0.1%
CROP PRODUCTION OF SWEET POTATOES, BEANS AND MAIZE		1	0.1%
Cattle rearing		1	0.1%
Communication (Airtel)		1	0.1%
Construction		1	0.1%
Construction of buildings		2	0.1%
Construction of houses		1	0.1%
Crop Farming		2	0.1%
Crop Production OF MAIZE AND LEGUMES		2	0.1%
Crop Production of tomatoes and sweet potatoes		1	0.1%
Crop farm and animal rearing		1	0.1%
Crop farming		17	1.1%
Crop farming and animal rearing		2	0.1%

h8q50A: Description of the sector (in text)

Value	Label	Cases	Percentage
Crop farming for consumption		1	<div><div></div></div> 0.1%
Crop growing		12	<div><div></div></div> 0.8%
Crop growing for consumption		1	<div><div></div></div> 0.1%
Crop production		3	<div><div></div></div> 0.2%
Crop production suport activities		1	<div><div></div></div> 0.1%
Cultivating H/H Arable Land		1	<div><div></div></div> 0.1%
Cultivating H/H Arable land,planting, weeding & Harvesting crops like Maize & Cassava		1	<div><div></div></div> 0.1%
Cultivation of cassava & millet		1	<div><div></div></div> 0.1%
Cultural Surgeon<Circums		1	<div><div></div></div> 0.1%
DISTILLING OF LOCAL BREW		3	<div><div></div></div> 0.2%
Dry cleaning..		1	<div><div></div></div> 0.1%
EDUCATION		1	<div><div></div></div> 0.1%
EMPLOYED BY VARIOUS HOUSEHOLDS TO DO THEIR FARMING		1	<div><div></div></div> 0.1%
ENTERTAINME INDUSTRY		1	<div><div></div></div> 0.1%
FISHING		1	<div><div></div></div> 0.1%
FOOD CROP FARMING		1	<div><div></div></div> 0.1%
FRESH WATER FISHING		1	<div><div></div></div> 0.1%
Farming		1	<div><div></div></div> 0.1%
GOWING NON PERENIAL CROPS		1	<div><div></div></div> 0.1%
GROW'ING NON PERENIAL CROPS		1	<div><div></div></div> 0.1%
GROWI G ANNUAL CROPS		1	<div><div></div></div> 0.1%
GROWIG ANNUAL CROPS		1	<div><div></div></div> 0.1%
GROWING ANNUAL CROPS		24	<div><div></div></div> 1.5%

h8q50A: Description of the sector (in text)

Value	Label	Cases	Percentage
GROWING ANNUALCROPS		1	0.1%
GROWING BEANS SORGHUM,RICE AND G NUTS		1	0.1%
GROWING CASSAVA		5	0.3%
GROWING CEREALS		1	0.1%
GROWING CEREALSAND TUBERS		1	0.1%
GROWING CROPS		1	0.1%
GROWING CROPS AND LOOKING AFTER ANIMALS		1	0.1%
GROWING CROPS MOSTLY FOR SÂLE		1	0.1%
GROWING FOOD CROP		1	0.1%
GROWING FOOD CROPS		1	0.1%
GROWING MAIZE		6	0.4%
GROWING NON PERENIAL CROPS		3	0.2%
GROWING OF CASSAVA		18	1.2%
GROWING OF CROPS		1	0.1%
GROWING OF MAIZE		49	3.1%
GROWING OF SUGARCANES		9	0.6%
GROWING RICE BEANS SORGHUM AND G NUTS		1	0.1%
GROWING SUGARCANES		2	0.1%
GROWS FOOD CROPS		1	0.1%
Giving suport in post Harvest activities		1	0.1%
Growinf crops for food ænd sll exces		1	0.1%

h8q50A: Description of the sector (in text)

Value	Label	Cases	Percentage
Growing		1	0.1%
Growing annual and perennial crops		1	0.1%
Growing annual crops		1	0.1%
Growing bananas		1	0.1%
Growing beans and maize		2	0.1%
Growing beans coffee and bananas		1	0.1%
Growing crips on household farm		1	0.1%
Growing crops		1	0.1%
Growing crops - Agriculture		1	0.1%
Growing crops and keeping livestock		1	0.1%
Growing crops and livestock keeping		1	0.1%
Growing crops for both Home Consumption & Sale		1	0.1%
Growing crops for consumption		1	0.1%
Growing crops for consumption and sell excess		1	0.1%
Growing crops for subsistence		1	0.1%
Growing crops like Maize & Cassava & cattle keeping		1	0.1%
Growing crops like Maize, Cassava & G.Nuts		1	0.1%
Growing crops on household farm		2	0.1%
Growing food crops for consumption		1	0.1%
Growing mainly tubers		1	0.1%
Growing maize		1	0.1%
Growing maize and beans		3	0.2%

h8q50A: Description of the sector (in text)

Value	Label	Cases	Percentage
Growing maize beans and groundnuts		1	0.1%
Growing majorly beans and maize		1	0.1%
Growing of annual crops like maize & beans		1	0.1%
Growing of beans maize & banana food		1	0.1%
Growing of both annual & perennial crops & looking after H/H Cattle		1	0.1%
Growing of crops for consumption		1	0.1%
Growing of crops for consumption,		1	0.1%
Growing of crops like Maize, Beans & G.nuts		1	0.1%
Growing of crops like cassava,sweetpota & beans,		1	0.1%
Growing of crops mainly for consumption		1	0.1%
Growing of crops mainly for consumption.		1	0.1%
Growing of food crops		1	0.1%
Growing of maize, beans, cassava & sweet-potatoes		1	0.1%
Growing of mixed crops mainly for sale		1	0.1%
Growing of crops on household farm		1	0.1%
Growing onions		1	0.1%
Growing rice cassava finger millet beans and simsim		1	0.1%
Growing seed crops		1	0.1%
Grown food crops like Sweet potatoes,		1	0.1%

# h8q50A: Description of the sector (in text)			
Value	Label	Cases	Percentage
Cassava, beans & Maize			
Grows mainly beans and maize		1	0.1%
Grows majorly rice		1	0.1%
HAIRDRESSING AND PLAITING		1	0.1%
HAWKER[SELL KITENGE FOR SOMEONE]		1	0.1%
HEALTH		1	0.1%
HELP IN HARVESTING SUGARCANE FOR A PAYMENT		1	0.1%
HELPING WITH FIELD WORK		1	0.1%
Hair dressing		1	0.1%
Hair dressing industry...		1	0.1%
Hairdressing and other beauty treatment		1	0.1%
Helping in Weeding, Cultivating & Harvest of Crops		1	0.1%
Helping in crop production & livestock rearing		1	0.1%
Helping in cultivating H/ H Arable land & Livestock keeping & Rearing		1	0.1%
Helping in cultivating H/ H Arable land & feeding H/H Cattle		1	0.1%
Helping in planting & post harvest activities of beans, maize & ground-nuts		1	0.1%
Helping in planting cassava, sweet potatoes & Beans		1	0.1%
Helping in planting crops like beans & maize		1	0.1%

h8q50A: Description of the sector (in text)

Value	Label	Cases	Percentage
Helping in weeding, cultivating Arable land, planting & Harvesting		1	0.1%
Household crop and animal rearing farmer		3	0.2%
Household crop farm		5	0.3%
Household crop farming		1	0.1%
Institute of higher learning		1	0.1%
LOADING AND CUTTING OF SUGARCANES		1	0.1%
Lake fishing		1	0.1%
MANUFACTURING OF BRICKS		1	0.1%
MENDING AND MANUFACTURING OF TEXTILES		1	0.1%
MIXED FARMING		1	0.1%
Making and selling of local brew and spirits		1	0.1%
Making bread (bakery)		1	0.1%
Manufacturing		2	0.1%
Manufacturing of knitted mats		1	0.1%
Market Retail sales		1	0.1%
Market oriented Agriculture production		1	0.1%
Market selling food product selling		1	0.1%
Mixed farming		8	0.5%
Mixed-farming		1	0.1%
OWNER OF A HAIRDRESSING AND BEAUTY TREATMENT		1	0.1%
Operating retail shop		1	0.1%
Perennial crop farming		1	0.1%
Planting & harvesting of		1	0.1%

h8q50A: Description of the sector (in text)

Value	Label	Cases	Percentage
beans, maize & ground nuts			
Post Harvest activiteis like drying cassava, sorting millet		1	0.1%
Primary Education		2	0.1%
Production of potatoes and cassava		1	0.1%
Providing suport in post harvest activities		1	0.1%
RAISING OF POULTRY		1	0.1%
REARING OF CATTLE		1	0.1%
REARING OF PIGS		1	0.1%
RETAIL SALE OF CLOTHING AND SOFT DRINKS		1	0.1%
RETAIL SALE OF GENERAL MERCHANDISE		1	0.1%
RETAIL SALE OF SECOND HAND CLOTHES IN A MARKET		1	0.1%
ROWING ANNUAL CROPS		1	0.1%
Raising of cattle		1	0.1%
Retail Sellingof agricultural produce		1	0.1%
Retail sale of clothing...i.e boutique...		1	0.1%
Retail sale of food		1	0.1%
Retail sale of general merchandise		2	0.1%
Retail sale of household equipments for lighting		1	0.1%
Retail sale of local brew		1	0.1%
Retail sale of tomatoes		1	0.1%
Retail sale via stalls and		1	0.1%

h8q50A: Description of the sector (in text)

Value	Label	Cases	Percentage
markets of clothes			
Retail sales		2	0.1%
Retail sales of general merchandise		1	0.1%
Retail trade		1	0.1%
Retail trade of sweet banana		1	0.1%
Road construction		1	0.1%
SALE OF MOTOR VEHICLES		1	0.1%
SUBSISTANCE CROP FARMER		1	0.1%
SUBSISTANCE CROP FARMER		13	0.8%
SUBSISTANCE CROP FARMING		14	0.9%
SUBSISTANCE FARMER		3	0.2%
SUBSISTANCE FARMING		5	0.3%
SUBSISTANCE FOOD CROP FARMING		1	0.1%
SUBSISTENCE CROP FARMER		1	0.1%
SUBSISTANCE FARMING		1	0.1%
Salon		1	0.1%
Security Guard <on personal basis>		1	0.1%
Shop selling clothes (boutique)		1	0.1%
Short Term Accomodation		1	0.1%
Sorghum growing..		1	0.1%
Subsiistance farmer		1	0.1%
Subsistence growing of crops		1	0.1%
Subsistence crop farmer		1	0.1%
Subsistence crop farming		4	0.3%

h8q50A: Description of the sector (in text)

Value	Label	Cases	Percentage
Subsistence crop farming...		1	0.1%
Subsistence cropfarming		1	0.1%
Subsistence far er		1	0.1%
Subsistence farmer		6	0.4%
Subsistence farmers		1	0.1%
Subsistence farmers....		1	0.1%
Subsistence farming		14	0.9%
Subsistence farming..		2	0.1%
Subsistence farming....		1	0.1%
Subsistence farming.....		1	0.1%
Subsistence mixed farmers....		1	0.1%
Subsistence mixed farmers.....		2	0.1%
Subsistence mixed farming		1	0.1%
Subsistence growing of food crops		1	0.1%
Subsistence Agric		1	0.1%
Subsistence Agriculture		11	0.7%
Subsistence Ariculture		1	0.1%
Subsistence Crop farming		1	0.1%
Subsistence Farming		3	0.2%
Subsistence crop farming		2	0.1%
Subsistence crop farming for consumption mainly		1	0.1%
Subsistence farming		5	0.3%
Subsistence farming of maize, beans cassava & sweet potatoes		1	0.1%
Subsistence growing of crops		1	0.1%

h8q50A: Description of the sector (in text)

Value	Label	Cases	Percentage
Support activities In Agriculture & helping in harvest & Post Harvest Activities		1	0.1%
Support activities in Agriculture production		1	0.1%
Support activities in Crop-production		1	0.1%
Support activities in planting, weeding & Harvesting		1	0.1%
Support activities of both Cattle & Crop production		1	0.1%
Support activities to H/H Agriculture		1	0.1%
Support in post Harvest Activities of Crop yields like Cassava, beans, millet & Sorghum		1	0.1%
Support Activities to Crop production		1	0.1%
Support activities for Crop-production		1	0.1%
Support activities for crop production		6	0.4%
Support activities in Agriculture Production		1	0.1%
Support activities in crop production of beans, ground nuts & cassava		1	0.1%
Support activities of both crop & animal production		1	0.1%
Support activities in planting, Cultivation & harvest periods		1	0.1%
Support activities in planting, weeding & Harvesting		1	0.1%

h8q50A: Description of the sector (in text)

Value	Label	Cases	Percentage
TAILORING OF CLOTHES		1	0.1%
TAIRLOR		1	0.1%
TRANSPORTING OF AGRICULTURAL PRODUCE		1	0.1%
Teaching in a technical Schoool		1	0.1%
Teaching primary five & six<English & SST - Primary Education		1	0.1%
Tending to farm crops		1	0.1%
WHOLESALE OF AGRICULTURAL PRODUCE		1	0.1%
WHOLESALE OF STATIONERY		1	0.1%
WORKING ON OTHER PEOPLES FARMS FOR PAYMENT		1	0.1%
WORKING ON PEOPLES FARMS		1	0.1%
WORKS FOR DIFFERENT HOUSEHOLDS ON THEIR HOUSEHOLD FARMS		1	0.1%
Whole sale of maize and beans		1	0.1%
Wholesale of agricultural products		1	0.1%
activities of uganda bureau of statistics		1	0.1%
agriculture		39	2.5%
animal production		3	0.2%
animal products trading		1	0.1%
animal rearing		1	0.1%
animal rearing and crop farming		1	0.1%
annual crop production		2	0.1%

h8q50A: Description of the sector (in text)

Value	Label	Cases	Percentage
bean cultivation and cattle raring		1	0.1%
biscuit production		1	0.1%
bodaboda transport		1	0.1%
burning and selling of charcoal		1	0.1%
carpentry		2	0.1%
cassava production		1	0.1%
cassava production for home consumption		1	0.1%
casual lab		1	0.1%
casual labourer in plantation		1	0.1%
cattle farm		1	0.1%
cattle rearing		1	0.1%
ccrop farming		1	0.1%
charcoal stall		1	0.1%
collecting firewood		1	0.1%
commercial agricultural farm		1	0.1%
commercial crop farming		2	0.1%
construction		1	0.1%
construction of buildings		2	0.1%
construction of houses		2	0.1%
construction of huts		1	0.1%
cop farmer		1	0.1%
cro pproduction and animal husbandry		1	0.1%
crop farming		1	0.1%
crop and animal farming		1	0.1%
crop farmer		3	0.2%
crop farming		65	4.2%
crop farming and animal rearing		1	0.1%
crop farming with animal keeping		1	0.1%
crop farmng		1	0.1%
crop grower		1	0.1%

h8q50A: Description of the sector (in text)

Value	Label	Cases	Percentage
crop growing and animal rearing		1	0.1%
crop prodction		1	0.1%
crop production		92	5.9%
crop production and little looking after animals		1	0.1%
crop production and livestock rearing		1	0.1%
crop production growing maize,beans and cassava		1	0.1%
crop production like cassava		1	0.1%
crop production of maize and beans		3	0.2%
crop production of maize and sweet potatoes		1	0.1%
crop production of maize, beans and cassava		1	0.1%
crop production of maize, sweet potatoes and soya beans		1	0.1%
crop production of maize,beans and cassava		1	0.1%
crop production of sweet potatoes and tomatoes		1	0.1%
crop production of vegetables		1	0.1%
cropproduction		1	0.1%
cultivates food crops		1	0.1%
defence activities under government		1	0.1%
digging in other people's garden		1	0.1%
education		2	0.1%
entertainment		2	0.1%
farming		5	0.3%
fish monger		1	0.1%
fishing		1	0.1%
fishing on a fresh water lake		1	0.1%
food services		1	0.1%

h8q50A: Description of the sector (in text)

Value	Label	Cases	Percentage
fresh water fishing		1	0.1%
gowing annual crops		1	0.1%
grow?ng beans maize and g nuts		1	0.1%
growig annual crops		1	0.1%
growing simsim,beans g nuts and pease		1	0.1%
growing annual crops		1	0.1%
growing aannual crops		1	0.1%
growing annual crops		34	2.2%
growing annuual crops		1	0.1%
growing beams,cassava, maize simsim, and fonger millet		1	0.1%
growing beana g nuts and maize		1	0.1%
growing beans ,cassava, maize, fingermillet, and simsim		1	0.1%
growing beans ,cassava, simsim,and maize		1	0.1%
growing beans and maize		1	0.1%
growing beans cassava maize and simsim		1	0.1%
growing beans cassava maize finger millet and simsim		1	0.1%
growing beans cassava simsim and maize		1	0.1%
growing beans cassava, finger millet and simsim		1	0.1%
growing beans cassava, simsim and sun flower		1	0.1%
growing beans g nuts and maize		1	0.1%
growing beans maize and g nu		1	0.1%

h8q50A: Description of the sector (in text)

Value	Label	Cases	Percentage
growing beans maize and g nuts		2	0.1%
growing beans simsim sun flower and cassava		1	0.1%
growing beans sorghum rice and g nuts		1	0.1%
growing beans, cassava, maize, finger millet and simsim		1	0.1%
growing beans, cassava, maize, simsim, and sun flower		1	0.1%
growing beans, cassava, simsim, and sunflower		1	0.1%
growing beans, cassava, simsim, maize anb finger millet		1	0.1%
growing beans, cassava, sunflower, and simsim		1	0.1%
growing beans, cassava, sweetpotatoes, maize and simsim		1	0.1%
growing beans, maize simsim, cassava,and finger millet		1	0.1%
growing beans, sorghum, g nuts, simsim and maize		1	0.1%
growing beans, sorghum, maize and simsim		1	0.1%
growing beans,cassava, maizs and finger millet		1	0.1%
growing beans,sweetpotato maize and finger millet		1	0.1%
growing cassava		2	0.1%
growing cassava and maize		1	0.1%
growing cassava,beamns,n		1	0.1%

h8q50A: Description of the sector (in text)

Value	Label	Cases	Percentage
sweet potatoes and veges			
growing cereals		7	<div></div> 0.4%
growing cropps		1	<div></div> 0.1%
growing crops and animal rearing - Agriculture		2	<div></div> 0.1%
growing crops and grazing cows		1	<div></div> 0.1%
growing crops and raring animals		1	<div></div> 0.1%
growing crops and rearing animals - Agriculture		1	<div></div> 0.1%
growing crops and rearing animals for home consumption		1	<div></div> 0.1%
growing crops for consumption		1	<div></div> 0.1%
growing crops for consumption and sell excess		1	<div></div> 0.1%
growing crops for home consumption		1	<div></div> 0.1%
growing crops like cassava		1	<div></div> 0.1%
growing crops like maize and beans		2	<div></div> 0.1%
growing crops omaize		1	<div></div> 0.1%
growing crops on household farm		1	<div></div> 0.1%
growing mainly cassava with rice ocassionslly		1	<div></div> 0.1%
growing maize		15	<div></div> 1.0%
growing maize ,cassava ,be and simsim		1	<div></div> 0.1%
growing maize and beans		6	<div></div> 0.4%
growing maize and cassava		1	<div></div> 0.1%
growing maize and gtround nuts		1	<div></div> 0.1%

h8q50A: Description of the sector (in text)

Value	Label	Cases	Percentage
growing maize beans simsim and cassava		1	0.1%
growing maize cassava		1	0.1%
growing millet		1	0.1%
growing non perenial crops		1	0.1%
growing of annual crops		1	0.1%
growing of banana, maize beans and rearing of goats		1	0.1%
growing of bananas		1	0.1%
growing of cassava		1	0.1%
growing of cassava		1	0.1%
growing of coffee and bananas		1	0.1%
growing of crops and animal rearing		1	0.1%
growing of crops for consumption and sell excess		1	0.1%
growing of food crops		1	0.1%
growing of irish, swet potatoes and matooke		1	0.1%
growing of maize, millet and beans		1	0.1%
growing of non perenials		1	0.1%
growing of perenial and non perenial crops		1	0.1%
growing of plants like Maize & beans		1	0.1%
growing of sorghum, irish and sweet potatoes		1	0.1%
growing onions		2	0.1%
growing rice		1	0.1%
growing rice beans sorghum and g nuts		1	0.1%
growing food crops		1	0.1%

h8q50A: Description of the sector (in text)

Value	Label	Cases	Percentage
grows majorly cassava and rice occassionally		1	0.1%
grows crops		1	0.1%
grows crops and rares rares animals		1	0.1%
growing annual crops		1	0.1%
grpwing beans cassava maize and simsim		1	0.1%
guidance and councling		1	0.1%
harvesting sugarcane		1	0.1%
helping crop production during busy season		1	0.1%
helping during harvest times of crop production		1	0.1%
helping in growing crops & post harvest		1	0.1%
helping in planting of crops like cassava & sweet-potatoes		1	0.1%
helping in the family fields		1	0.1%
helping in the production of milk		1	0.1%
helping with farm work		1	0.1%
his asubsistence farmer who grows crops for home consumption and rares animals		1	0.1%
hoousehold crop farm		1	0.1%
hospitality		1	0.1%
househokd farm		1	0.1%
household crop farm		13	0.8%
household crop farming		2	0.1%
household crop farmm		1	0.1%
household farm		24	1.5%

h8q50A: Description of the sector (in text)

Value	Label	Cases	Percentage
household farm growing annual crops		3	0.2%
householdfarm		1	0.1%
koboyo primary school		1	0.1%
lake fishing		1	0.1%
maize and bean production		1	0.1%
maize production		3	0.2%
making metal objects		1	0.1%
making of rubber sandals for sale		1	0.1%
making papyrus mats		1	0.1%
managing a book shop		1	0.1%
manufacturing		4	0.3%
manufacturing local brew		2	0.1%
manufacturing soft drinks		1	0.1%
manufature of local alcohol		1	0.1%
metal welding		1	0.1%
milk production		2	0.1%
minin clay for moulding bricks		1	0.1%
mining clay for brick moulding		1	0.1%
mixed farming		4	0.3%
mixed farming for home consumption		1	0.1%
mobile food and services		1	0.1%
mobile food service activites		1	0.1%
nursery school		1	0.1%
nursery teaching		1	0.1%
painter		1	0.1%
personal services		1	0.1%
planting, weeding & harvesting Crops		1	0.1%
poultry rearing forsale		1	0.1%
primary school teacher		1	0.1%

h8q50A: Description of the sector (in text)

Value	Label	Cases	Percentage
primary teacher		3	0.2%
production		1	0.1%
production of cassava for home production		1	0.1%
production of food		1	0.1%
production of food for home production		1	0.1%
production of mineral water		1	0.1%
productionof tubers		1	0.1%
provides a service By transferring mobile money to different clients		1	0.1%
providing suport in post harvest activities		1	0.1%
rearing of cattle and goats plus growin crops		1	0.1%
religious activities		1	0.1%
restaurant		1	0.1%
restaurantand and mobile food activities		1	0.1%
restuarant selling food		1	0.1%
retaail sale of charcoal		1	0.1%
retail		1	0.1%
retail brewing of local beer		1	0.1%
retail sale		2	0.1%
retail sale of fish		1	0.1%
retail sale of fish		1	0.1%
retail sale of food in specialised stores		1	0.1%
retail sale of food inspecialized stores		1	0.1%
retail sale of foodstuffs		1	0.1%
retail sale of goods		3	0.2%
retail sale of second hand		1	0.1%

h8q50A: Description of the sector (in text)

Value	Label	Cases	Percentage
clothes in the market			
retail sale of sweet bananas		1	0.1%
retail sale of vegetables		2	0.1%
retail sales		1	0.1%
retail sell of clothes and shoes		1	0.1%
retail shop		2	0.1%
retail trade		3	0.2%
retail trade in general merchandise		1	0.1%
retail trade of livestock		1	0.1%
retail trade of produce (cassava)		1	0.1%
retail trade of second hand clothes		1	0.1%
retailsale of secon hand clothes		1	0.1%
road transort		1	0.1%
rowing annual crops		1	0.1%
runs asmall restuarant		1	0.1%
sale of malwa(kwete)		1	0.1%
sale of samosa		1	0.1%
sbsistance crop farming		1	0.1%
secondary education		1	0.1%
security		1	0.1%
selling bricks		1	0.1%
service in transport sector		1	0.1%
she is aretailer who deals in selling household machandise		1	0.1%
sibsistence crop farmer		1	0.1%
small scale agriculture		1	0.1%
subistance agriculture		1	0.1%

h8q50A: Description of the sector (in text)

Value	Label	Cases	Percentage
substance crop farming		1	0.1%
substance agricultural crop farmer		1	0.1%
substance agricultural farmer		1	0.1%
substance agriculture		13	0.8%
substance animal and crop farming		3	0.2%
substance cop farming		1	0.1%
substance crop		1	0.1%
substance crop farming		1	0.1%
substance crop and animal farming		12	0.8%
substance crop farmer		36	2.3%
substance crop farmers		1	0.1%
substance crop farming		53	3.4%
substance crop farming of cassava and bananas		1	0.1%
substance crop farming of sorghum		2	0.1%
substance cropn farmer		1	0.1%
substance farm work		1	0.1%
substance farmer		9	0.6%
substance farming		27	1.7%
substance food crop farmer		2	0.1%
substance food crop farming		1	0.1%
substance frmng		1	0.1%
substance mixed crop and animal farming		3	0.2%
substance mixed farking		1	0.1%
substance mixed farmer		1	0.1%

h8q50A: Description of the sector (in text)

Value	Label	Cases	Percentage
substance mixed farming		2	0.1%
substancecrop farming		1	0.1%
substancefarmkr		1	0.1%
substancevcrop farmer		1	0.1%
subsistence		2	0.1%
subsistence agricultural farmer		1	0.1%
subsistence crop farmer		3	0.2%
subsistence crop farmers		1	0.1%
subsistence crop farming		8	0.5%
subsistence farm		1	0.1%
subsistence farmer		3	0.2%
subsistence farming		43	2.8%
subsistence maize crop farming		1	0.1%
subsistence mixed farming		6	0.4%
substance crop farming		4	0.3%
substance crop farming of sorghum		1	0.1%
substance crop farming		2	0.1%
substance farming		1	0.1%
sugarcane plantation		1	0.1%
support & post harvest activities		1	0.1%
support to agriculture		1	0.1%
support activity to crop farming		1	0.1%
support activity to crop farming		1	0.1%
support work in family plantations		1	0.1%
support activities, Harvest & post Harvest activities		1	0.1%

# h8q50A: Description of the sector (in text)			
Value	Label	Cases	Percentage
telecommunicatio		1	0.1%
tending household crops and animals		1	0.1%
tending to maize and beas		1	0.1%
toilor		1	0.1%
trade		5	0.3%
trading in malwa		1	0.1%
transport		1	0.1%
transportation		1	0.1%
transportation of goods		1	0.1%
transportation of goods		1	0.1%
uchumi shopping mall		1	0.1%
weeding, harvesting and planting of Maize and Beans		1	0.1%
whole and retail sale of juice		1	0.1%
wholesale of agricultural produce		1	0.1%
wholesale of bricks		1	0.1%
wholesale of charcoal		1	0.1%
works at the airport		1	0.1%
Warning: these figures indicate the number of cases found in the data file. They cannot be interpreted as summary statistics of the population of interest.			
# h8q50B: Job sector code - level 4			
Information	[Type= discrete] [Format=character] [Missing=*]		
Statistics [NW/ W]	[Valid=1558 /-] [Invalid=0 /-]		
Value	Label	Cases	Percentage
0111		546	35.0%
0112		5	0.3%
0113		124	8.0%
0114		13	0.8%
0115		1	0.1%
0119		385	24.7%
0122		1	0.1%
0129		19	1.2%
0130		1	0.1%
0141		10	0.6%
0144		1	0.1%
0145		2	0.1%

h8q50B: Job sector code - level 4

Value	Label	Cases	Percentage
0146		2	0.1%
0149		1	0.1%
0150		170	10.9%
0161		37	2.4%
0163		8	0.5%
0312		8	0.5%
1071		3	0.2%
1101		10	0.6%
1103		1	0.1%
1104		2	0.1%
1311		1	0.1%
1391		1	0.1%
1410		1	0.1%
1430		1	0.1%
1622		1	0.1%
1629		2	0.1%
1701		2	0.1%
2219		1	0.1%
2392		1	0.1%
2399		1	0.1%
3290		2	0.1%
4100		13	0.8%
4330		2	0.1%
4510		1	0.1%
4540		1	0.1%
4610		1	0.1%
4620		5	0.3%
4649		1	0.1%
4690		2	0.1%
4711		3	0.2%
4719		3	0.2%
4721		9	0.6%
4722		4	0.3%
4759		1	0.1%
4771		2	0.1%
4773		6	0.4%
4774		1	0.1%
4781		6	0.4%
4782		4	0.3%
4789		9	0.6%
4799		10	0.6%
4921		1	0.1%
4922		5	0.3%
4923		2	0.1%
5510		1	0.1%

# h8q50B: Job sector code - level 4			
Value	Label	Cases	Percentage
5610		6	<div></div> 0.4%
5629		1	<div></div> 0.1%
5630		1	<div></div> 0.1%
6120		2	<div></div> 0.1%
6419		1	<div></div> 0.1%
7490		2	<div></div> 0.1%
8211		1	<div></div> 0.1%
8422		2	<div></div> 0.1%
8430		1	<div></div> 0.1%
8510		11	<div></div> 0.7%
8521		1	<div></div> 0.1%
8530		2	<div></div> 0.1%
8620		1	<div></div> 0.1%
9000		1	<div></div> 0.1%
9200		1	<div></div> 0.1%
9321		1	<div></div> 0.1%
9329		1	<div></div> 0.1%
9491		1	<div></div> 0.1%
9499		1	<div></div> 0.1%
9602		6	<div></div> 0.4%
9609		6	<div></div> 0.4%
9700		2	<div></div> 0.1%
Y9998		12	<div></div> 0.8%
Z9999		37	<div></div> 2.4%
Warning: these figures indicate the number of cases found in the data file. They cannot be interpreted as summary statistics of the population of interest.			
# h8q54: Over the last 12 months, did [NAME] have any other job that has not yet been men			
Information	[Type= discrete] [Format=numeric] [Range= 1-2] [Missing=*]		
Statistics [NW/ W]	[Valid=8064 /-] [Invalid=6687 /-]		
Value	Label	Cases	Percentage
1	Yes	707	<div></div> 8.8%
2	No	7357	<div></div> 91.2%
Sysmiss		6687	
Warning: these figures indicate the number of cases found in the data file. They cannot be interpreted as summary statistics of the population of interest.			
# h8q51: In this job/business that [NAME] had during the last 12 months, was [NAME]?			
Information	[Type= discrete] [Format=numeric] [Range= 1-6] [Missing=*]		
Statistics [NW/ W]	[Valid=1564 /-] [Invalid=13187 /-]		
Value	Label	Cases	Percentage
1	Working for someone else for pay?	112	<div></div> 7.2%
2	An employer?	6	<div></div> 0.4%
3	An own-account worker?	90	<div></div> 5.8%
4	Helping without pay in a household business?	35	<div></div> 2.2%
5	An apprentice?	5	<div></div> 0.3%
6	Working on the household farm or with household livestock?	1316	<div></div> 84.1%
Sysmiss		13187	




















# h8q51: In this job/business that [NAME] had during the last 12 months, was [NAME]?			
Warning: these figures indicate the number of cases found in the data file. They cannot be interpreted as summary statistics of the population of interest.			
# h8q52: During the last 12 months, for how many months did [NAME] work in this activity?			
Information	[Type= continuous] [Format=numeric] [Range= 0-12] [Missing=*]		
Statistics [NW/ W]	[Valid=1567 /-] [Invalid=13184 /-]		
# h8q52_1: During the last month,how many weeks per month did [NAME] work in this activity?			
Information	[Type= continuous] [Format=numeric] [Range= 0-4] [Missing=*]		
Statistics [NW/ W]	[Valid=1557 /-] [Invalid=13194 /-]		
# h8q52_2: Last week how many hours did [NAME] actually work in this activity?			
Information	[Type= continuous] [Format=numeric] [Range= 0-77] [Missing=*]		
Statistics [NW/ W]	[Valid=1559 /-] [Invalid=13192 /-]		
# h8q53a: How much was [NAME]’s last cash payment and the estimated value of what [NAME] l			
Information	[Type= continuous] [Format=numeric] [Range= 0-500000] [Missing=*]		
Statistics [NW/ W]	[Valid=108 /-] [Invalid=14643 /-]		
# h8q53b: How much was [NAME]’s last cash payment and the estimated value of what [NAME] l			
Information	[Type= continuous] [Format=numeric] [Range= 0-150000] [Missing=*]		
Statistics [NW/ W]	[Valid=109 /-] [Invalid=14642 /-]		
# h8q53c: What period of time did this payment cover?			
Information	[Type= discrete] [Format=numeric] [Range= 1-5] [Missing=*]		
Statistics [NW/ W]	[Valid=109 /-] [Invalid=14642 /-]		
Value	Label	Cases	Percentage
1	Hour	0	
2	Day	36	<div></div> 33.0%
3	Week	23	<div></div> 21.1%
4	Month	46	<div></div> 42.2%
5	Other (specify)	4	<div></div> 3.7%
Sysmiss		14642	
Warning: these figures indicate the number of cases found in the data file. They cannot be interpreted as summary statistics of the population of interest.			
# h8q55a: Description			
Information	[Type= discrete] [Format=character] [Missing=*]		
Statistics [NW/ W]	[Valid=712 /-] [Invalid=0 /-]		
Value	Label	Cases	Percentage
Agrculrural farming		1	<div></div> 0.1%
Agriculture casual labourer		3	<div></div> 0.4%
Attending to patients		1	<div></div> 0.1%
BAKES MANDAZI AND SELLS AT THE ROAD SIDE		1	<div></div> 0.1%
BREWS AND SELLS WARAGI		1	<div></div> 0.1%

# h8q55a: Description			
Value	Label	Cases	Percentage
Brewing Alcohol		1	<div><div></div></div> 0.1%
Brewing alcohol		3	<div><div></div></div> 0.4%
Brewing local alcohol		1	<div><div></div></div> 0.1%
Brewing o wsrāgi		1	<div><div></div></div> 0.1%
Brewing waragi		3	<div><div></div></div> 0.4%
Brews and sales of alcohol		1	<div><div></div></div> 0.1%
Brews beer		1	<div><div></div></div> 0.1%
Brews local beer		1	<div><div></div></div> 0.1%
Brewwing waragi		1	<div><div></div></div> 0.1%
Builder		1	<div><div></div></div> 0.1%
Building houses		1	<div><div></div></div> 0.1%
Butcher		1	<div><div></div></div> 0.1%
CROP FARMER GROWING MAIZE		1	<div><div></div></div> 0.1%
CROP FARMER GROWING MAIZE,BEANS AND POTATOES		1	<div><div></div></div> 0.1%
CUTS PIECES OF TIMBER AND SELLS TO FISHERMEN		1	<div><div></div></div> 0.1%
Casual labourer		3	<div><div></div></div> 0.4%
Catching fisn		1	<div><div></div></div> 0.1%
Causal worker		2	<div><div></div></div> 0.3%
Cereal excdpt rice labourer		1	<div><div></div></div> 0.1%
Cleaning peoples farms		1	<div><div></div></div> 0.1%
Clearing land		1	<div><div></div></div> 0.1%
Construction worker		1	<div><div></div></div> 0.1%
Crop farm labourer		1	<div><div></div></div> 0.1%
Crop farmer growing beans ,cassava and sweet potatoes		1	<div><div></div></div> 0.1%
Crop farming of maize and beans		1	<div><div></div></div> 0.1%
Crop growing of maize and beans		1	<div><div></div></div> 0.1%
Crop labourers		1	<div><div></div></div> 0.1%

# h8q55a: Description			
Value	Label	Cases	Percentage
Cultivating H/H Arable Land		1	<div><div></div></div> 0.1%
Cultivating land for someone for pay		1	<div><div></div></div> 0.1%
Cultivation of maize majorly		1	<div><div></div></div> 0.1%
Cutting grass		1	<div><div></div></div> 0.1%
DISTILLING AND SALE OF WARAGI		1	<div><div></div></div> 0.1%
DISTILLING LOCAL BREW		1	<div><div></div></div> 0.1%
Digging for cash		1	<div><div></div></div> 0.1%
Digging in other people's farm		1	<div><div></div></div> 0.1%
Digging in the beans garden		1	<div><div></div></div> 0.1%
Digging other people's garden for pay		1	<div><div></div></div> 0.1%
Digging sand for sale		1	<div><div></div></div> 0.1%
Distilling local alcohol		1	<div><div></div></div> 0.1%
Distilling waragi		1	<div><div></div></div> 0.1%
FABRICATION AND INSTALLATION OF SATLITE DISH		1	<div><div></div></div> 0.1%
FARMER GROWING MAIZE,,CASSAVA AND COFFEE		1	<div><div></div></div> 0.1%
FRESH WATER FISHING		1	<div><div></div></div> 0.1%
Farmer growing of beans and maize		1	<div><div></div></div> 0.1%
Farmer growing of crops like maize		2	<div><div></div></div> 0.3%
Farmer growing of maize and beans		1	<div><div></div></div> 0.1%
Farmer growing of sugarcane		1	<div><div></div></div> 0.1%
Fisherman		1	<div><div></div></div> 0.1%
GROWING OF CROPS AND KEEPING ANIMALS		1	<div><div></div></div> 0.1%
GROWING OF SWEET PATATOES,		1	<div><div></div></div> 0.1%

# h8q55a: Description			
Value	Label	Cases	Percentage
BEANS, MAIZE			
Gold panning		3	<div><div></div></div> 0.4%
Growing annaul crops		1	<div><div></div></div> 0.1%
Growing annual crops		1	<div><div></div></div> 0.1%
Growing annual crops on small scale		1	<div><div></div></div> 0.1%
Growing maize		1	<div><div></div></div> 0.1%
Growing of Crops for home consumption		1	<div><div></div></div> 0.1%
Growing of annual crop		1	<div><div></div></div> 0.1%
Growing of annual crops and raising goats		1	<div><div></div></div> 0.1%
Growing of annual crops more especially beans and maize		1	<div><div></div></div> 0.1%
Growing of coffee		1	<div><div></div></div> 0.1%
Growing of maize		1	<div><div></div></div> 0.1%
Growing of maize and beans		2	<div><div></div></div> 0.3%
Grows bananas, maize, beans		1	<div><div></div></div> 0.1%
Grows beans, bananas, maize		1	<div><div></div></div> 0.1%
HELPING PEOPLE DIG ON THERE FARMS WITH ANIMALS FOR A PAY		1	<div><div></div></div> 0.1%
Helping in growing of crops in the household		1	<div><div></div></div> 0.1%
Household growing of maize and beans		1	<div><div></div></div> 0.1%
Laborer		1	<div><div></div></div> 0.1%
Labourer		1	<div><div></div></div> 0.1%
Labouring in chacoal manufacturing		1	<div><div></div></div> 0.1%
Laying Bricks		1	<div><div></div></div> 0.1%
Laying bricks		2	<div><div></div></div> 0.3%
Loading sand on the truck		1	<div><div></div></div> 0.1%

# h8q55a: Description			
Value	Label	Cases	Percentage
MAKES AND SELLS MALWA		1	<div><div></div></div> 0.1%
MAKING OF PAPYRUS MATS		1	<div><div></div></div> 0.1%
MANAGING A VILLAGE CINEMA		1	<div><div></div></div> 0.1%
MANAGING DIRECTOR OF BRICK MAKING BUSINESS		1	<div><div></div></div> 0.1%
MANUFACTURING AND SALE OF PAPER CRAFTS		1	<div><div></div></div> 0.1%
Making alcohol		1	<div><div></div></div> 0.1%
Making alcohol for sale		1	<div><div></div></div> 0.1%
Making and selling edibles		1	<div><div></div></div> 0.1%
Making and selling edibles (mandaz)I		1	<div><div></div></div> 0.1%
Making of metalic doors and door frames		1	<div><div></div></div> 0.1%
Making pancakes		1	<div><div></div></div> 0.1%
Making pncakes		1	<div><div></div></div> 0.1%
Mixing concrete		1	<div><div></div></div> 0.1%
Mixing sand		1	<div><div></div></div> 0.1%
Mobile salesman		1	<div><div></div></div> 0.1%
PHOTOGRAPHY		1	<div><div></div></div> 0.1%
PLOUGHING ON AN AGRICULTURAL LAND FOR OTHER PEOPLE		1	<div><div></div></div> 0.1%
PRIMARY SCHOOL TEACHER		1	<div><div></div></div> 0.1%
Person cultivating land for pay		1	<div><div></div></div> 0.1%
Picking Cotton		1	<div><div></div></div> 0.1%
Planing crops		1	<div><div></div></div> 0.1%
Planting Crops		4	<div><div></div></div> 0.6%
Planting beans		1	<div><div></div></div> 0.1%
Planting cassava		1	<div><div></div></div> 0.1%
Planting crops		7	<div><div></div></div> 1.0%

# h8q55a: Description			
Value	Label	Cases	Percentage
Planting gnuts		1	 0.1%
Planting of seeds - maize,beans		1	 0.1%
Ploughing crops		1	 0.1%
Processing local alcohol		1	 0.1%
Production of home		1	 0.1%
REPAIRING OF BOATS		1	 0.1%
RETAIL SALE OF LOCAL BREW- MALWA		1	 0.1%
RETAIL SALE OF MEAT		1	 0.1%
Recording crop cardbooklet		1	 0.1%
Rice production		1	 0.1%
SELLS CATTLE		1	 0.1%
SELLS FOOD STUFF AT HOME		1	 0.1%
SUBSISTANCE CROP FARMER		8	 1.1%
SUBSISTANCE FOOD CROP FARMER		2	 0.3%
SUBSISTENCE CROP FARMER GROWING BEANS		1	 0.1%
SUBSISTENCE CROP FARMER GROWING MAIZE AND BEANS		1	 0.1%
SUBSISTENCE CROP FARMER GROWING MAIZE, BEANS AND GROUNDNUTS		1	 0.1%
SUBSISTENCE CROP FARMER GROWING TOMATOES,PO AND BEANS		1	 0.1%
SUBSISTENCE FARMER		2	 0.3%

# h8q55a: Description			
Value	Label	Cases	Percentage
SUBSISTENCE FARMER GROWING COFFEE,MAIZE CASSAVA AND BANANA FOOD		1	<div><div></div></div> 0.1%
SUBSISTENCE FARMER GROWING MAIZE,BEANS AND REARING LIVESTOCK		1	<div><div></div></div> 0.1%
Sales waragi		1	<div><div></div></div> 0.1%
Sbsistence farmer		1	<div><div></div></div> 0.1%
Selling charcoal		1	<div><div></div></div> 0.1%
Selling food in a markrt		1	<div><div></div></div> 0.1%
Selling food supplements		1	<div><div></div></div> 0.1%
Selling home made juice		1	<div><div></div></div> 0.1%
Selling of edibles (mandaz)I		1	<div><div></div></div> 0.1%
Selling of edibles (mandazi)		1	<div><div></div></div> 0.1%
Selling of sorghum grains		1	<div><div></div></div> 0.1%
Sells pssion fruits		1	<div><div></div></div> 0.1%
Sewing clothes		1	<div><div></div></div> 0.1%
Shop keeper		2	<div><div></div></div> 0.3%
Slashing and preparing the garden		1	<div><div></div></div> 0.1%
Spraying mosquitoes		1	<div><div></div></div> 0.1%
Subaistence farmer		1	<div><div></div></div> 0.1%
Subsistan e farmer..		1	<div><div></div></div> 0.1%
Subsistance crop farmers		1	<div><div></div></div> 0.1%
Subsistance farmer		4	<div><div></div></div> 0.6%
Subsistance farmer..		1	<div><div></div></div> 0.1%
Subsistance farmer...		1	<div><div></div></div> 0.1%
Subsistance farmers.....		1	<div><div></div></div> 0.1%

# h8q55a: Description			
Value	Label	Cases	Percentage
Subsistence farming		1	<div><div></div></div> 0.1%
Subsistence Farmer		1	<div><div></div></div> 0.1%
Subsistence Farming GROWING MAIZE AND SWEET POTATOES		1	<div><div></div></div> 0.1%
Subsistence cropgrowing and animal rearing		1	<div><div></div></div> 0.1%
Subsistence famer		3	<div><div></div></div> 0.4%
Subsistence farmer		31	<div><div></div></div> 4.4%
Subsistence livestock farmer		1	<div><div></div></div> 0.1%
Subsistence mixed crop and livestock farmers		1	<div><div></div></div> 0.1%
Subsistence mixed farmer		1	<div><div></div></div> 0.1%
Subsistwence farming		1	<div><div></div></div> 0.1%
Susistence farmer		1	<div><div></div></div> 0.1%
TAILOR		1	<div><div></div></div> 0.1%
Tea sales worker		1	<div><div></div></div> 0.1%
Tending to crops for other households		1	<div><div></div></div> 0.1%
Tilling land		2	<div><div></div></div> 0.3%
Trader buying coffee from farmers to be sold later		1	<div><div></div></div> 0.1%
Treating livestock		1	<div><div></div></div> 0.1%
WHOLESALE OF FARM PRODUCE		1	<div><div></div></div> 0.1%
WHOLESALE OF MAIZE GRAIN, COFFEE, AND CASSAVA		1	<div><div></div></div> 0.1%
WORKING ON THE HOUSEHOLD FARM		1	<div><div></div></div> 0.1%
Weeing crops		1	<div><div></div></div> 0.1%
Weedin crops		2	<div><div></div></div> 0.3%
Weeding Crops		3	<div><div></div></div> 0.4%

# h8q55a: Description			
Value	Label	Cases	Percentage
Weeding Crops for pay		1	<div><div></div></div> 0.1%
Weeding cassava		1	<div><div></div></div> 0.1%
Weeding crops		7	<div><div></div></div> 1.0%
Weeding maize		1	<div><div></div></div> 0.1%
Weeding sunflower		1	<div><div></div></div> 0.1%
Weedong beans		1	<div><div></div></div> 0.1%
agric labourer		1	<div><div></div></div> 0.1%
agric labourers		1	<div><div></div></div> 0.1%
agricultur farm labourer		1	<div><div></div></div> 0.1%
agriculture casual labourer		1	<div><div></div></div> 0.1%
baking bread at home for sale		1	<div><div></div></div> 0.1%
baking mandazi		1	<div><div></div></div> 0.1%
bar owner		1	<div><div></div></div> 0.1%
basketweaving		1	<div><div></div></div> 0.1%
bean farmer		1	<div><div></div></div> 0.1%
bikerepaire apprentice		1	<div><div></div></div> 0.1%
boda boda		1	<div><div></div></div> 0.1%
boda boda rider		1	<div><div></div></div> 0.1%
brewer of local drink		1	<div><div></div></div> 0.1%
brewing		1	<div><div></div></div> 0.1%
brewing alcohol		8	<div><div></div></div> 1.1%
brewing and selling kwete		1	<div><div></div></div> 0.1%
brewing local alcohol		2	<div><div></div></div> 0.3%
brewing local waragi		5	<div><div></div></div> 0.7%
brewing local waragy		1	<div><div></div></div> 0.1%
brewing waragi		1	<div><div></div></div> 0.1%
brews and sells alcohol		1	<div><div></div></div> 0.1%
brick layer		1	<div><div></div></div> 0.1%
brick laying		1	<div><div></div></div> 0.1%
brick making		1	<div><div></div></div> 0.1%
bricklayer		1	<div><div></div></div> 0.1%
builder		1	<div><div></div></div> 0.1%
building house for pay		1	<div><div></div></div> 0.1%
building houses		1	<div><div></div></div> 0.1%
building huts and thatching it for pay		1	<div><div></div></div> 0.1%

# h8q55a: Description			
Value	Label	Cases	Percentage
building of houses		1	<div><div></div></div> 0.1%
buing and selling maizze I stores		1	<div><div></div></div> 0.1%
burning charcoal for sale		1	<div><div></div></div> 0.1%
business woman		1	<div><div></div></div> 0.1%
buying and selling of produce on large scale		1	<div><div></div></div> 0.1%
buys and sells agricultur produce		1	<div><div></div></div> 0.1%
buys and sells onions for profit		1	<div><div></div></div> 0.1%
buys fresh cassava, dries it and sells as flour		1	<div><div></div></div> 0.1%
bycycle repairer		1	<div><div></div></div> 0.1%
cab driver		1	<div><div></div></div> 0.1%
carpenter		2	<div><div></div></div> 0.3%
cassava sales worket		1	<div><div></div></div> 0.1%
casual labor		1	<div><div></div></div> 0.1%
casual labor in agric		1	<div><div></div></div> 0.1%
casual laborer		5	<div><div></div></div> 0.7%
casual laborer in agric		2	<div><div></div></div> 0.3%
casual laborers		1	<div><div></div></div> 0.1%
casual labouer(excavatin trench for piped water)		1	<div><div></div></div> 0.1%
casual labour		1	<div><div></div></div> 0.1%
casual labour in agric		3	<div><div></div></div> 0.4%
casual labourer		4	<div><div></div></div> 0.6%
casual labourer digging and planting sweet potatoes for pay		1	<div><div></div></div> 0.1%
casual labourer digging in someone else's garden		1	<div><div></div></div> 0.1%
casual labourer in agriculture		1	<div><div></div></div> 0.1%
casual labourer in construction		1	<div><div></div></div> 0.1%
casual labourer in market on market days		1	<div><div></div></div> 0.1%

h8q55a: Description

Value	Label	Cases	Percentage
casual labourer in peopl3s garden		1	0.1%
casual labourer in peoples' gardens		1	0.1%
catching fish		2	0.3%
cattle trader		1	0.1%
causal labourer clearing peoples farms weeding		1	0.1%
causual labourer in agriculture		1	0.1%
ccrop farmer		1	0.1%
cereal, legume farm labourer		1	0.1%
charcoal burning		2	0.3%
charcoal trader		1	0.1%
cleaner at the university		1	0.1%
clearing of weeds for pay		2	0.3%
collect and sell firewood..		1	0.1%
crop card monitor		1	0.1%
crop farm labourer		1	0.1%
crop farm laborer		1	0.1%
crop farm laborer for other people		1	0.1%
crop farm labourer		7	1.0%
crop farm labourers		1	0.1%
crop farmer		33	4.6%
crop farmer growing majorly sugar cane		1	0.1%
crop farming		1	0.1%
crop farming and tending to animals for the household		1	0.1%
crop farming of beans groundnuts maize		1	0.1%
crop farmsr		1	0.1%
crop firm labourer		1	0.1%
crop laborers		1	0.1%

# h8q55a: Description			
Value	Label	Cases	Percentage
cultivates crops		2	<div><div></div></div> 0.3%
cultivates crops, maize for consumption		1	<div><div></div></div> 0.1%
cultivating crops		3	<div><div></div></div> 0.4%
cuts and sells firewood to schools in bulk		1	<div><div></div></div> 0.1%
cutting leaves used for making mats from the forest,drying them and selling them		1	<div><div></div></div> 0.1%
digging ditches for installing water pipes		1	<div><div></div></div> 0.1%
digging fields		1	<div><div></div></div> 0.1%
digging garden for groundnuts and looks after animals		1	<div><div></div></div> 0.1%
digging garden for pay		1	<div><div></div></div> 0.1%
digging in sugarcane plantations		1	<div><div></div></div> 0.1%
distilling waragy		1	<div><div></div></div> 0.1%
doing household chores and some digging		1	<div><div></div></div> 0.1%
elementary farm worker		1	<div><div></div></div> 0.1%
employs people to lay him bricks and sells		1	<div><div></div></div> 0.1%
farmer		1	<div><div></div></div> 0.1%
farmwork		1	<div><div></div></div> 0.1%
feeding fish		1	<div><div></div></div> 0.1%
fishing		2	<div><div></div></div> 0.3%
fishing for pay		1	<div><div></div></div> 0.1%
functional hire services		1	<div><div></div></div> 0.1%
growing of beans		1	<div><div></div></div> 0.1%
growing beans maize banana and looking after pigs		1	<div><div></div></div> 0.1%
growing beans sweet potatoes		1	<div><div></div></div> 0.1%
growing beans sweetpotatoes		1	<div><div></div></div> 0.1%

# h8q55a: Description			
Value	Label	Cases	Percentage
growing coffee and rearing goats chicken		1	<div><div></div></div> 0.1%
growing crops		10	<div><div></div></div> 1.4%
growing crops and keeping animals		1	<div><div></div></div> 0.1%
growing crops esp. Maize		1	<div><div></div></div> 0.1%
growing crops for home consumption like sweet potatoes		1	<div><div></div></div> 0.1%
growing crops for home production		1	<div><div></div></div> 0.1%
growing crops like maize for home consumption		1	<div><div></div></div> 0.1%
growing crops like sweet potatoes for home consumption		1	<div><div></div></div> 0.1%
growing crops on household farm		1	<div><div></div></div> 0.1%
growing crops on household farm		6	<div><div></div></div> 0.8%
growing crops on householdfarm		1	<div><div></div></div> 0.1%
growing maize for home consumption		1	<div><div></div></div> 0.1%
growing of crops for home consumption		1	<div><div></div></div> 0.1%
growing of crops like beans		1	<div><div></div></div> 0.1%
growing of crops like cassava		1	<div><div></div></div> 0.1%
growing of crops like maize		4	<div><div></div></div> 0.6%
growing of crops like maize, coffee		1	<div><div></div></div> 0.1%
growing of crops like maize, sweet potatoes		1	<div><div></div></div> 0.1%
growing of crops like maize, sweetpotatoes		1	<div><div></div></div> 0.1%
growing of crops like maize,beans		1	<div><div></div></div> 0.1%

# h8q55a: Description			
Value	Label	Cases	Percentage
growing of crops like sweet potatoes		1	0.1%
growing of crops like tomatoes		1	0.1%
growing of crops lyk cassava		1	0.1%
growing of crops lyk maize		3	0.4%
growing simsim		1	0.1%
growing sweet potatoes		1	0.1%
grows bean,maize ,banar food		1	0.1%
grows beans ,maize ,gnuts ,banana		1	0.1%
grows beans, maize, cassava ,gnuts etc		1	0.1%
grows crops for home consumption		1	0.1%
grows food crops		1	0.1%
grows food crops like sweetpotatoes,cas		1	0.1%
grows gnuts , onions, beans		1	0.1%
grows maize, beans, cassava.		1	0.1%
grows matooke,sweetpot		1	0.1%
grwng crops		1	0.1%
hair dresser		2	0.3%
hairdressing like plaiting perming		1	0.1%
harvesting sweet potatoes		1	0.1%
harvesting beans		1	0.1%
has a fishing pond		1	0.1%
helper in cro farming		1	0.1%
helper in subsistence crop farming		1	0.1%
helping in brewing alcohol		1	0.1%
helping in local brew making		1	0.1%

# h8q55a: Description			
Value	Label	Cases	Percentage
helping in repairing broken machines of vehicles - mechanic		1	<div><div></div></div> 0.1%
helps in baking mandazi		1	<div><div></div></div> 0.1%
helps in brewing local alcohol		1	<div><div></div></div> 0.1%
helps with brewing alcohol		1	<div><div></div></div> 0.1%
hired to work in other peoples farms		1	<div><div></div></div> 0.1%
household growing of beans and maize		1	<div><div></div></div> 0.1%
hse construction		1	<div><div></div></div> 0.1%
knitting mats		1	<div><div></div></div> 0.1%
labour in agriculture		1	<div><div></div></div> 0.1%
labourer in agric		1	<div><div></div></div> 0.1%
loading coffee and timber on trucks		1	<div><div></div></div> 0.1%
local brew manufacturer		1	<div><div></div></div> 0.1%
looking after cows goats growing crops like beans cassava matooke		1	<div><div></div></div> 0.1%
looking pigs and growing beans and maize		1	<div><div></div></div> 0.1%
made craft (winnower)		1	<div><div></div></div> 0.1%
makes and sales waragi		1	<div><div></div></div> 0.1%
makes and sells mats		1	<div><div></div></div> 0.1%
makes bricks for sale		1	<div><div></div></div> 0.1%
makes malwa and sells		1	<div><div></div></div> 0.1%
makes mandazis		1	<div><div></div></div> 0.1%
making and selling of bricks		1	<div><div></div></div> 0.1%
making and selling pancakes		1	<div><div></div></div> 0.1%
making and supplying local brew		1	<div><div></div></div> 0.1%
making baskets		1	<div><div></div></div> 0.1%
making bricks		3	<div><div></div></div> 0.4%

h8q55a: Description

Value	Label	Cases	Percentage
making charcoal		1	0.1%
making drums		1	0.1%
making local waragi		1	0.1%
making mats and baskets for sell		1	0.1%
making pots		1	0.1%
making sweet potato heaps		1	0.1%
malwa manufacturer		1	0.1%
malwa sales worker		2	0.3%
managing a cassava milling machine		1	0.1%
manufacturing alcohol		1	0.1%
mining sand for sale		2	0.3%
mixing concrete		1	0.1%
motor vechicle apprentice		1	0.1%
orange sales worker		1	0.1%
own account worker growing crops		1	0.1%
own crop farmer		1	0.1%
owns and rides a boda boda (motor cycle)		1	0.1%
owns and works in a small restaurant in the market		1	0.1%
packing charcoal in bags		1	0.1%
paid employer		1	0.1%
peasant farmer		1	0.1%
planted pineapples		1	0.1%
planting crops clearing and burning gardens		1	0.1%
planting crops clearing gardens burning weeds spraying		1	0.1%
planting ground nuts		1	0.1%
planting ground nuts, beans, cassava		1	0.1%

# h8q55a: Description			
Value	Label	Cases	Percentage
planting maize		1	0.1%
planting maize and beans for pay		1	0.1%
planting trees (pine)		1	0.1%
plastering buildings		1	0.1%
police constable		1	0.1%
police officer		1	0.1%
potter on buildings		1	0.1%
pottering on construction sites for pay		1	0.1%
preparing garden to plant cassava		1	0.1%
preparing garden to plant cassava for someone else for pay		1	0.1%
raring poultry		1	0.1%
rears chicken		1	0.1%
repair of cars		1	0.1%
repairing bicycles		1	0.1%
repairs bicycle		1	0.1%
repairs motorcycles and bicycles		1	0.1%
retail sale of agricultural produce..		1	0.1%
retail sale of food stuff in the market		1	0.1%
retail sale of saucepans		1	0.1%
retail sell of charcoal		1	0.1%
retailer of hard ware shop		1	0.1%
sale of tobbaeco		1	0.1%
sales worker of malwa		1	0.1%
school director		1	0.1%
sel beverages and charges phones		1	0.1%
seling pork		1	0.1%
sellig groundnuts		1	0.1%
selling bananas		1	0.1%
selling charcoal		1	0.1%

# h8q55a: Description			
Value	Label	Cases	Percentage
selling clothes door to dood		1	<div><div></div></div> 0.1%
selling deep fried nile perch		1	<div><div></div></div> 0.1%
selling fish		1	<div><div></div></div> 0.1%
selling general Merchandise from home		1	<div><div></div></div> 0.1%
selling household items		1	<div><div></div></div> 0.1%
selling local brew		1	<div><div></div></div> 0.1%
selling mukene (small fish)		1	<div><div></div></div> 0.1%
selling of agricultural produce		1	<div><div></div></div> 0.1%
selling of deep fried nile perch		1	<div><div></div></div> 0.1%
selling of general Merchandise from home		1	<div><div></div></div> 0.1%
selling of spirits to clients		1	<div><div></div></div> 0.1%
selling onions tomatoes and sweet bananas		1	<div><div></div></div> 0.1%
selling phones		1	<div><div></div></div> 0.1%
selling raw materials for making mats		1	<div><div></div></div> 0.1%
selling sugar cane		1	<div><div></div></div> 0.1%
selling sweet bananas		1	<div><div></div></div> 0.1%
selling tomatoes onions sweet banana		1	<div><div></div></div> 0.1%
selling yeast		1	<div><div></div></div> 0.1%
sells agricultural goods like beans, gnuts and maize		1	<div><div></div></div> 0.1%
sells alcohol		1	<div><div></div></div> 0.1%
sells clothes in he market		1	<div><div></div></div> 0.1%
sells in the market		1	<div><div></div></div> 0.1%
sells malwa		1	<div><div></div></div> 0.1%
sells mandazi		1	<div><div></div></div> 0.1%
sells mandazis		1	<div><div></div></div> 0.1%
sells produce		3	<div><div></div></div> 0.4%
sells tomatoes		1	<div><div></div></div> 0.1%

h8q55a: Description

Value	Label	Cases	Percentage
sewing clothes		1	0.1%
shop keeper		1	0.1%
sold tomatoes at market		1	0.1%
substance farming		1	0.1%
substance crop farmer		19	2.7%
substance crop farming		5	0.7%
substance crop production		1	0.1%
substance farmer		14	2.0%
substance food crop farmer		1	0.1%
substance mixed farmer		1	0.1%
subsistence farmer		1	0.1%
subsistence crop farmer		3	0.4%
subsistence crop farmer growing tomatoes and potatoes		1	0.1%
subsistence farmer		13	1.8%
subsistence fisher		2	0.3%
subsistende farmer		1	0.1%
substance crop farmer of sorghum and maize		1	0.1%
tailoring of clothes		1	0.1%
teaches in a school over the weekend		1	0.1%
tends to crops which are grown majorly for household consumption		1	0.1%
tilling land for agric.		1	0.1%
tilling land for pay		3	0.4%
tilling of land		1	0.1%
tilling of land for pay		1	0.1%
timber seller		1	0.1%

# h8q55a: Description			
Value	Label	Cases	Percentage
uses motor boat to transport people from one landing site to the next		1	<div><div></div></div> 0.1%
washing clothes		1	<div><div></div></div> 0.1%
watering tobacco		1	<div><div></div></div> 0.1%
weedin crops		1	<div><div></div></div> 0.1%
weeding cassava		1	<div><div></div></div> 0.1%
weeding beans for pay		1	<div><div></div></div> 0.1%
weeding cassava		3	<div><div></div></div> 0.4%
weeding cassava and looking after cows		1	<div><div></div></div> 0.1%
weeding cassava garden		1	<div><div></div></div> 0.1%
weeding cassava in someone else's garden for pay		1	<div><div></div></div> 0.1%
weeding crops		4	<div><div></div></div> 0.6%
weeding g.nuts for pay		1	<div><div></div></div> 0.1%
weeding maize		1	<div><div></div></div> 0.1%
weeding someone else's garden for pay		1	<div><div></div></div> 0.1%
whole sale of agriculture produce		1	<div><div></div></div> 0.1%
wholesale of coffee		1	<div><div></div></div> 0.1%
work in a drug shop		1	<div><div></div></div> 0.1%
working on his farm growing crop		1	<div><div></div></div> 0.1%
working on the hh farm		1	<div><div></div></div> 0.1%
working on the hh farm work		1	<div><div></div></div> 0.1%
working on the household farm		1	<div><div></div></div> 0.1%
works in peoples gardens for pay		1	<div><div></div></div> 0.1%
works on crop plantations for pay		1	<div><div></div></div> 0.1%
works on own banana plantation farms		1	<div><div></div></div> 0.1%
works on the hh farm		1	<div><div></div></div> 0.1%

# h8q55a: Description			
Value	Label	Cases	Percentage
would cook food and tea breakfast the market		1	<div><div></div></div> 0.1%
Warning: these figures indicate the number of cases found in the data file. They cannot be interpreted as summary statistics of the population of interest.			
# h8q56B: Job sector code - level 4			
Information	[Type= discrete] [Format=character] [Missing=*]		
Statistics [NW/ W]	[Valid=713 /-] [Invalid=0 /-]		
Value	Label	Cases	Percentage
0111		212	<div><div></div></div> 29.7%
0112		2	<div><div></div></div> 0.3%
0113		38	<div><div></div></div> 5.3%
0114		1	<div><div></div></div> 0.1%
0119		112	<div><div></div></div> 15.7%
0122		15	<div><div></div></div> 2.1%
0123		1	<div><div></div></div> 0.1%
0129		11	<div><div></div></div> 1.5%
0141		2	<div><div></div></div> 0.3%
0146		2	<div><div></div></div> 0.3%
0149		1	<div><div></div></div> 0.1%
0150		25	<div><div></div></div> 3.5%
0161		21	<div><div></div></div> 2.9%
0163		1	<div><div></div></div> 0.1%
0230		1	<div><div></div></div> 0.1%
0240		2	<div><div></div></div> 0.3%
0312		9	<div><div></div></div> 1.3%
0322		2	<div><div></div></div> 0.3%
0710		2	<div><div></div></div> 0.3%
0899		3	<div><div></div></div> 0.4%
1061		1	<div><div></div></div> 0.1%
1062		1	<div><div></div></div> 0.1%
1071		3	<div><div></div></div> 0.4%
1079		2	<div><div></div></div> 0.3%
1101		47	<div><div></div></div> 6.6%
1103		4	<div><div></div></div> 0.6%
1104		2	<div><div></div></div> 0.3%
1410		2	<div><div></div></div> 0.3%
1430		1	<div><div></div></div> 0.1%
1512		1	<div><div></div></div> 0.1%
1622		2	<div><div></div></div> 0.3%
1629		5	<div><div></div></div> 0.7%
2392		1	<div><div></div></div> 0.1%
2399		3	<div><div></div></div> 0.4%
2599		1	<div><div></div></div> 0.1%
3290		9	<div><div></div></div> 1.3%
3600		1	<div><div></div></div> 0.1%

h8q56B: Job sector code - level 4

Value	Label	Cases	Percentage
4100		25	<div></div> 3.5%
4390		1	<div></div> 0.1%
4520		1	<div></div> 0.1%
4540		1	<div></div> 0.1%
4620		2	<div></div> 0.3%
4630		5	<div></div> 0.7%
4711		6	<div></div> 0.8%
4719		2	<div></div> 0.3%
4721		6	<div></div> 0.8%
4722		3	<div></div> 0.4%
4772		1	<div></div> 0.1%
4773		2	<div></div> 0.3%
4781		6	<div></div> 0.8%
4789		5	<div></div> 0.7%
4799		21	<div></div> 2.9%
4921		2	<div></div> 0.3%
4922		3	<div></div> 0.4%
5022		1	<div></div> 0.1%
5610		3	<div></div> 0.4%
5629		1	<div></div> 0.1%
5630		3	<div></div> 0.4%
6311		1	<div></div> 0.1%
6399		1	<div></div> 0.1%
7110		1	<div></div> 0.1%
7220		1	<div></div> 0.1%
7420		1	<div></div> 0.1%
7490		1	<div></div> 0.1%
8423		1	<div></div> 0.1%
8510		3	<div></div> 0.4%
8610		1	<div></div> 0.1%
8690		1	<div></div> 0.1%
8790		1	<div></div> 0.1%
9000		1	<div></div> 0.1%
9529		1	<div></div> 0.1%
9601		1	<div></div> 0.1%
9602		2	<div></div> 0.3%
9603		1	<div></div> 0.1%
9609		9	<div></div> 1.3%
9700		1	<div></div> 0.1%
9810		1	<div></div> 0.1%
9820		1	<div></div> 0.1%
Y9998		23	<div></div> 3.2%
Z9999		10	<div></div> 1.4%

Warning: these figures indicate the number of cases found in the data file. They cannot be interpreted as summary statistics of the population of interest.

# h8q56A: Description of the sector (in text)			
Information		[Type= discrete] [Format=character] [Missing=*]	
Statistics [NW/ W]		[Valid=713 /-] [Invalid=0 /-]	
Value	Label	Cases	Percentage
ACTIVITIES OF CINEMA AND VIDEO HALLS		1	<div><div></div></div> 0.1%
Agricultural drug store		1	<div><div></div></div> 0.1%
Agriculture		8	<div><div></div></div> 1.1%
Agriculture of annaul crops		1	<div><div></div></div> 0.1%
Agriculture of annual		1	<div><div></div></div> 0.1%
Agriculture of growing maize		1	<div><div></div></div> 0.1%
Agriculture, production of maize and beans for home consumption		1	<div><div></div></div> 0.1%
Annual crop farming		5	<div><div></div></div> 0.7%
Annual crop fsrming		1	<div><div></div></div> 0.1%
Annual crop growing		2	<div><div></div></div> 0.3%
BAKES MANDAZI AND SELLS		1	<div><div></div></div> 0.1%
BREWING		1	<div><div></div></div> 0.1%
BREWS WARAGI		1	<div><div></div></div> 0.1%
Brewing local alcohol		2	<div><div></div></div> 0.3%
Brewing nd sellin o waragi		1	<div><div></div></div> 0.1%
Brewong local waragi for zle in the village		1	<div><div></div></div> 0.1%
Brick making		1	<div><div></div></div> 0.1%
Builddding houses		1	<div><div></div></div> 0.1%
Building Construction		1	<div><div></div></div> 0.1%
Building residences		1	<div><div></div></div> 0.1%
Butchery		1	<div><div></div></div> 0.1%
CROP PRODUCTION		3	<div><div></div></div> 0.4%
CROP PRODUCTION AND LIVESTOCK REARING		1	<div><div></div></div> 0.1%

h8q56A: Description of the sector (in text)

Value	Label	Cases	Percentage
CROP PRODUCTION OF MAIZE AND LEGUMES		2	0.3%
CROP PRODUCTION OF MAIZE,CASSAVA AND COFFEE		1	0.1%
CROP PRODUCTION OF MAIZE,POTATOES AND BEANS		1	0.1%
CROP PRODUCTION OF TOMATOES, SWEET POTATOES AND BEANS		1	0.1%
Catching fish mainly for consumption		1	0.1%
Causal work		1	0.1%
Construction		2	0.3%
Construction of buildings		1	0.1%
Construction of residences		1	0.1%
Construction of residential buildings		1	0.1%
Construction of Buildings		1	0.1%
Crop Farming		1	0.1%
Crop farming		28	3.9%
Crop farming FOR CONSUMPTION		1	0.1%
Crop farming and animal rearing		1	0.1%
Crop farming for home consumption and sell excess		1	0.1%
Crop growing		4	0.6%
Crop production		3	0.4%
DIGGING ON OTHER PEOPLES FARMS		1	0.1%
DISTILLING AND SALE OF WARAGI		1	0.1%

h8q56A: Description of the sector (in text)

Value	Label	Cases	Percentage
DISTILLING LOCAL BREW		1	0.1%
Defence		1	0.1%
Distillation		1	0.1%
Distilling alcohol		1	0.1%
Distilling local waragy		1	0.1%
Distilling of alcohol		1	0.1%
FABRICATION AND INSTALLATION OF SATLITE DISH		1	0.1%
FRESH WATER FISHING		1	0.1%
Farm labourers cassava, potatoes		1	0.1%
Farming		1	0.1%
Fishing		1	0.1%
GROWING ANNUAL CROPS		1	0.1%
GROWING OF COFFEE		1	0.1%
GROWING OF SWEET POTATOES		1	0.1%
GROWING SORGHUM,MAI BEANS AND G NUTS		1	0.1%
GROWS BEANS,GROUN		1	0.1%
GROWS CROPS AND KEEPS ANIMALS		1	0.1%
Generating data for UBOS		1	0.1%
Gold mining		2	0.3%
Gold minning		1	0.1%
Growing beans and maize		1	0.1%
Growing crops for consumption		1	0.1%
Growing maize and wheat majorly		1	0.1%
Growing of crops for subsistence		1	0.1%
Growing of cropsmainly for		1	0.1%

h8q56A: Description of the sector (in text)

Value	Label	Cases	Percentage
food andkeeping a few livestock for use.			
Growing of groundnuts fr consumption		1	0.1%
HELPING PEOPLE DIG ON THERE FARM WITH ANIMALS FOR PAY		1	0.1%
Health activities		1	0.1%
Hired labourer		1	0.1%
Household crop farming		3	0.4%
Household farm		1	0.1%
Human Health activities		1	0.1%
Keeping livestock		1	0.1%
Labouring in agriculture of crop farming		1	0.1%
MAKING PAPYRUS MATS		1	0.1%
MANUFACTURI AND SALE OF PAPER CRAFTS		1	0.1%
MANUFACTURI OF CONSTRUCTIO MATERIALS- BRICKS		1	0.1%
Maanufacture of beverages		1	0.1%
Making Baskets out of straws		1	0.1%
Making bevarages		1	0.1%
Making bricks for sale		1	0.1%
Making charcoal		1	0.1%
Making clothes		1	0.1%
Making local alcohol for sale		1	0.1%
Making of local alcohol for sale		1	0.1%
Making of local brew		1	0.1%
Making of pancakes for sale		1	0.1%

h8q56A: Description of the sector (in text)

Value	Label	Cases	Percentage
Manufacture of drinks		1	0.1%
Manufacture of waragi		1	0.1%
Manufacturing		1	0.1%
Manufacturing Charcoal		1	0.1%
Manufacturing local alcohol		1	0.1%
Manufacturing of bakery products		1	0.1%
Manufacturing of metallic doors		1	0.1%
Min?n of sand		1	0.1%
Mixed Agriculture		1	0.1%
Mixed Farming		1	0.1%
Mixed farming		5	0.7%
Operating restaurant		1	0.1%
PHOTOGRAPHY		1	0.1%
PRIMARY SCHOOL EDUCATION		1	0.1%
Perennial crop growing		1	0.1%
Production of matooke		1	0.1%
REPAIRING OF BOATS		1	0.1%
RETAIL SALE OF LOCAL BREW		1	0.1%
RETAIL SALE OF MEAT		1	0.1%
Raising of cattle		1	0.1%
Retail		1	0.1%
Retail sale		1	0.1%
Retail sale of charcoal at roadside		1	0.1%
Retail sale of drinks at a school		1	0.1%
Retail sales		3	0.4%
Retail sales of foods		1	0.1%
Retail sell of Pancakes		1	0.1%
Retail sell of snacks		1	0.1%
Retail shop		1	0.1%

h8q56A: Description of the sector (in text)

Value	Label	Cases	Percentage
Rice production		1	0.1%
SELLS CATTLE		1	0.1%
SUBSISTANCE CROP FARMER		1	0.1%
SUBSISTANCE CROP FARMER		5	0.7%
SUBSISTANCE CROP FARMING		2	0.3%
SUBSISTANCE FARMER		2	0.3%
Sand mining		1	0.1%
Subsistence farmin		1	0.1%
Subsistence crop farming		5	0.7%
Subsistence farmer		3	0.4%
Subsistence farmer...		1	0.1%
Subsistence farming		7	1.0%
Subsistence farming...		1	0.1%
Subsistence farming....		1	0.1%
Subsistence crop farming		2	0.3%
Subsistence crop production		2	0.3%
Subsistence farmer		1	0.1%
Subsistence farming		31	4.3%
Subsistence growong of food crops		1	0.1%
Subsistnce crop growing		1	0.1%
Substence farming		1	0.1%
Sugarcane farming		1	0.1%
Support activities for crop production		2	0.3%
Tea growing		1	0.1%
Trading in agriculture		1	0.1%
WHOLESALE OF		1	0.1%




























h8q56A: Description of the sector (in text)

Value	Label	Cases	Percentage
AGRICULTURA PRODUCE			
WHOLESALE OF FARM PRODUCE		1	0.1%
WHOLESALE OF TIMBER FOR FISHING RODS		1	0.1%
Waragi distilling		1	0.1%
Working in a farm of an individual where crops are grown for consumption		1	0.1%
ag		1	0.1%
agric		10	1.4%
agric labourer		1	0.1%
agricultural labourer		1	0.1%
agriculture		21	2.9%
animal production		1	0.1%
apprentice hair dresser		1	0.1%
bakes breakd at home for sale ata near by trading centre		1	0.1%
baking mandazi		1	0.1%
bar business		1	0.1%
baskets for sale		1	0.1%
bean production		1	0.1%
bicycle repair		1	0.1%
boda boda		1	0.1%
brewery		4	0.6%
brewing		4	0.6%
brewing alcohol		2	0.3%
brewing and distilling waragi		1	0.1%
brewing local waragi		1	0.1%
brewing malwa		1	0.1%
brewing of loca' brew		1	0.1%
brewing of local drink malwa		1	0.1%
brewing of local waragi		1	0.1%
brews waragi		1	0.1%
brick manufacturing		1	0.1%

h8q56A: Description of the sector (in text)

Value	Label	Cases	Percentage
building construction		1	0.1%
burning charcoal		1	0.1%
burnt bricks selling		1	0.1%
buying and selling of maize in store		1	0.1%
buying and selling timber		1	0.1%
buys and sells agricultural produce		1	0.1%
c4op farm laborer		1	0.1%
car mechanic		1	0.1%
casual labor in agric		1	0.1%
casual laborer		1	0.1%
casual laborer in construction site		1	0.1%
casual labour		3	0.4%
casual labourer		5	0.7%
causal work		1	0.1%
cereal production		1	0.1%
cleaner at the university		1	0.1%
collecting and selling firwood..		1	0.1%
communication		1	0.1%
construction		7	1.0%
construction industry		1	0.1%
construction of buildings		2	0.3%
construction of other peoples houses		1	0.1%
construction of residential houses		1	0.1%
constuction		1	0.1%
crop and poultry farming		1	0.1%
crop farm laborer		3	0.4%
crop farmer		2	0.3%
crop farming		74	10.4%
crop farming.		1	0.1%
crop farmng		2	0.3%
crop growing		1	0.1%

h8q56A: Description of the sector (in text)

Value	Label	Cases	Percentage
crop production		20	 2.8%
crop production like cassava		1	 0.1%
crop production of sweet potatoes and tomatoes		1	 0.1%
distilling lira lira		1	 0.1%
distilling local brew lira lira		1	 0.1%
driving		1	 0.1%
farming		2	 0.3%
farming labourer		1	 0.1%
farming of rice		1	 0.1%
fish production		2	 0.3%
fishing		3	 0.4%
forestry		2	 0.3%
furniture marking		1	 0.1%
gishing mainly for consumption and sell excess		1	 0.1%
gros crops		1	 0.1%
growing banan food		1	 0.1%
growing beans and groundnuts		1	 0.1%
growing beans cassava maize and sweet potatoes		1	 0.1%
growing beans, cassava, sweet potatoes.		1	 0.1%
growing beans, maize, sweetpotatoes, and cassava		1	 0.1%
growing cerals and leguminous crops		1	 0.1%
growing crops		1	 0.1%
growing g nuts beans and maize		1	 0.1%
growing maize		3	 0.4%
growing maize and beans		3	 0.4%
growing of annual legumnous foods		1	 0.1%
growing of bananas		1	 0.1%

h8q56A: Description of the sector (in text)

Value	Label	Cases	Percentage
growing of beans , maize and millet		1	0.1%
growing of crops		1	0.1%
growing of crops like maize		1	0.1%
hair dressing		1	0.1%
hse construction		1	0.1%
learning to be a motor vehicle mechanic		1	0.1%
local brew manufacture		1	0.1%
maize production		1	0.1%
makes and se'ls malwa		1	0.1%
makes malwa and sells		1	0.1%
makes pots		1	0.1%
making local waragi		1	0.1%
malwa manufacturing		1	0.1%
mandazi baking		1	0.1%
manufacture of alcohol		1	0.1%
manufacture of beverages		2	0.3%
manufacture of bricks		2	0.3%
manufacture of charcoal		2	0.3%
manufacture of house doors		1	0.1%
manufacture of lpg		1	0.1%
manufacturing		7	1.0%
manufacturing alcohol		2	0.3%
manufacturing bricks		1	0.1%
manufacturing fuel		1	0.1%
manufacturing local brew		1	0.1%
manufacturing malwa		1	0.1%
milling cassava		1	0.1%
mining		2	0.3%
mixed crop farming		1	0.1%

h8q56A: Description of the sector (in text)

Value	Label	Cases	Percentage
motor cycle repair apprentice		1	0.1%
odd jobsperson		1	0.1%
offers a service of selling onions		1	0.1%
personal household services		1	0.1%
personal vehicle maintainance		1	0.1%
poultry rearing		1	0.1%
private household		1	0.1%
produce		1	0.1%
produce buyers		1	0.1%
production of cereals except rice, legumes		1	0.1%
production of maize, millet, beans		1	0.1%
production of non rice cereals		3	0.4%
provides a sales service by selling passion fruits at the market		1	0.1%
public order activities		1	0.1%
r		1	0.1%
renting out chairs		1	0.1%
repair of bicycles		1	0.1%
repairs of bicycles		1	0.1%
restaurants		1	0.1%
retai shop		1	0.1%
retail of gnuts		1	0.1%
retail sale in a shop		1	0.1%
retail sale in agricultural goods		1	0.1%
retail sale in non specialised stores		1	0.1%
retail sale of agricultural produce..maize,be		1	0.1%
retail sale of alchohol in a shop		1	0.1%

h8q56A: Description of the sector (in text)

Value	Label	Cases	Percentage
retail sale of cassava flour		1	0.1%
retail sale of food		1	0.1%
retail sale of local breww		1	0.1%
retail sale of malwa(kwete)		1	0.1%
retail sale of pork		1	0.1%
retail sale of secondhand clothes		1	0.1%
retail sale of sweet bananas from home		1	0.1%
retail sale of trade		1	0.1%
retail sale of vegetables and fruits		1	0.1%
retail sell of vegetables and fruits		1	0.1%
retail trade		9	1.3%
retail trade in tobacco		1	0.1%
retailing alcohol		1	0.1%
retailing fish		1	0.1%
retailsale of charcoal		1	0.1%
sale of cassava		1	0.1%
sale of hardware		1	0.1%
sales food stuff		1	0.1%
sales food stuffs		1	0.1%
school director		1	0.1%
selling charcoal		1	0.1%
selling in the market		1	0.1%
selling produce		1	0.1%
sells caattlle		1	0.1%
sells clothes		1	0.1%
sells malwa		1	0.1%
sells produce		1	0.1%
sells waragi		1	0.1%
service		1	0.1%
service in retail sale		1	0.1%
services offered by crop card monitors		1	0.1%

h8q56A: Description of the sector (in text)

Value	Label	Cases	Percentage
sewing clothes,new and old		1	0.1%
subsistence fishing		1	0.1%
solon owner		1	0.1%
sorghum growing		1	0.1%
subsistence agricultural farmer		1	0.1%
subsistence crop and animal farming		1	0.1%
subsistence crop and animal mixed farming		1	0.1%
subsistence crop farmer		10	1.4%
subsistence crop farming		21	2.9%
subsistence crop farming of cereals(sorghum/maize)		1	0.1%
subsistence crop farming of peas,beans,maize		1	0.1%
subsistence crop farming of sorghum		2	0.3%
subsistence crop farming		1	0.1%
subsistence farmer		3	0.4%
subsistence farming		8	1.1%
subsistence farming..		1	0.1%
subsistence mixed farming		1	0.1%
subsistence crop farming		1	0.1%
subsistence agriculture		1	0.1%
subsistence casual labourer		1	0.1%
subsistence crop farmer		5	0.7%
subsistence crop farming		7	1.0%
subsistence farmer		2	0.3%
subsistence farming		9	1.3%

# h8q56A: Description of the sector (in text)			
Value	Label	Cases	Percentage
subsistence farming and commercial		1	<div><div></div></div> 0.1%
subsistence fishing		1	<div><div></div></div> 0.1%
subsistence mixed farmer		1	<div><div></div></div> 0.1%
substance farmer		1	<div><div></div></div> 0.1%
sugarcane		1	<div><div></div></div> 0.1%
support activity to agriculture		1	<div><div></div></div> 0.1%
support activity to crop farming		1	<div><div></div></div> 0.1%
support to crop farming		1	<div><div></div></div> 0.1%
tailoring		1	<div><div></div></div> 0.1%
tailoring of clothes		1	<div><div></div></div> 0.1%
teaches at a primary school		1	<div><div></div></div> 0.1%
tending to crops and animals		1	<div><div></div></div> 0.1%
trade		4	<div><div></div></div> 0.6%
trade selling food stuffs like tomatoes		1	<div><div></div></div> 0.1%
trading in charcoal		1	<div><div></div></div> 0.1%
trading in oranges		1	<div><div></div></div> 0.1%
transportation		1	<div><div></div></div> 0.1%
transporting passengers		1	<div><div></div></div> 0.1%
transporting produce		1	<div><div></div></div> 0.1%
tree planting		1	<div><div></div></div> 0.1%
waragi brewing		1	<div><div></div></div> 0.1%
water suply(local government)		1	<div><div></div></div> 0.1%
water transport		1	<div><div></div></div> 0.1%
wholesale of agricultural produce		2	<div><div></div></div> 0.3%
wholesale of coffee		1	<div><div></div></div> 0.1%
Warning: these figures indicate the number of cases found in the data file. They cannot be interpreted as summary statistics of the population of interest.			
# h8q55_1: When did [NAME] start to work for this employer or start running this business?()			
Information	[Type= continuous] [Format=numeric] [Range= 1955-9999] [Missing=*]		
Statistics [NW/ W]	[Valid=713 /-] [Invalid=14038 /-]		
# h8q55_2: When did [NAME] start to work for this employer or start running this business?()			
Information	[Type= discrete] [Format=numeric] [Range= 1-99] [Missing=*]		

# h8q55_2: When did [NAME] start to work for this employer or start running this business?()			
Statistics [NW/ W]		[Valid=713 /-] [Invalid=14038 /-]	
Value	Label	Cases	Percentage
1	January	75	<div><div></div></div> 10.5%
2	February	55	<div><div></div></div> 7.7%
3	March	62	<div><div></div></div> 8.7%
4	April	35	<div><div></div></div> 4.9%
5	May	19	<div><div></div></div> 2.7%
6	June	19	<div><div></div></div> 2.7%
7	July	16	<div><div></div></div> 2.2%
8	August	22	<div><div></div></div> 3.1%
9	September	4	<div><div></div></div> 0.6%
10	October	20	<div><div></div></div> 2.8%
11	November	10	<div><div></div></div> 1.4%
12	December	22	<div><div></div></div> 3.1%
99	DK	354	<div><div></div></div> 49.6%
Sysmiss		14038	
Warning: these figures indicate the number of cases found in the data file. They cannot be interpreted as summary statistics of the population of interest.			
# h8q51a: In this job/business that [NAME] had during the last 12 months, was [NAME]?			
Information		[Type= discrete] [Format=numeric] [Range= 1-6] [Missing=*]	
Statistics [NW/ W]		[Valid=713 /-] [Invalid=14038 /-]	
Value	Label	Cases	Percentage
1	Working for someone else for pay?	176	<div><div></div></div> 24.7%
2	An employer?	3	<div><div></div></div> 0.4%
3	An own-account worker?	179	<div><div></div></div> 25.1%
4	Helping without pay in a household business?	26	<div><div></div></div> 3.6%
5	An apprentice?	5	<div><div></div></div> 0.7%
6	Working on the household farm or with household livestock?	324	<div><div></div></div> 45.4%
Sysmiss		14038	
Warning: these figures indicate the number of cases found in the data file. They cannot be interpreted as summary statistics of the population of interest.			
# h8q55_6: Is [NAME]'s employer/business (at [NAME]'s usual activity)			
Information		[Type= discrete] [Format=numeric] [Range= 1-7] [Missing=*]	
Statistics [NW/ W]		[Valid=184 /-] [Invalid=14567 /-]	
Value	Label	Cases	Percentage
1	National Government	3	<div><div></div></div> 1.6%
2	Local government	3	<div><div></div></div> 1.6%
3	Government controlled business (NWSC, UMEME)	2	<div><div></div></div> 1.1%
4	A commercial bank	0	
5	A private enterprise (other than a commercial bank	43	<div><div></div></div> 23.4%
6	Non-profit organization (NGO/CBO)	3	<div><div></div></div> 1.6%
7	A private household	130	<div><div></div></div> 70.7%
Sysmiss		14567	
Warning: these figures indicate the number of cases found in the data file. They cannot be interpreted as summary statistics of the population of interest.			
# h8q57: During the last 12 months, for how many months did [NAME] work in this job?			
Information		[Type= discrete] [Format=numeric] [Range= 0-12] [Missing=*]	

# h8q57: During the last 12 months, for how many months did [NAME] work in this job?			
Statistics [NW/ W]		[Valid=714 /-] [Invalid=14037 /-]	
Value	Label	Cases	Percentage
0		2	<div><div></div></div> 0.3%
1		11	<div><div></div></div> 1.5%
2		36	<div><div></div></div> 5.0%
3		59	<div><div></div></div> 8.3%
4		108	<div><div></div></div> 15.1%
5		72	<div><div></div></div> 10.1%
6		112	<div><div></div></div> 15.7%
7		42	<div><div></div></div> 5.9%
8		65	<div><div></div></div> 9.1%
9		32	<div><div></div></div> 4.5%
10		29	<div><div></div></div> 4.1%
11		12	<div><div></div></div> 1.7%
12		134	<div><div></div></div> 18.8%
Sysmiss		14037	
Warning: these figures indicate the number of cases found in the data file. They cannot be interpreted as summary statistics of the population of interest.			
# h8q57_1: During the last month, how many weeks per month did [NAME] work in this activity			
Information		[Type= continuous] [Format=numeric] [Range= 0-4] [Missing=*]	
Statistics [NW/ W]		[Valid=711 /-] [Invalid=14040 /-]	
# h8q57_2: Last week how many hours did [NAME] actually work in activity?			
Information		[Type= continuous] [Format=numeric] [Range= 0-70] [Missing=*]	
Statistics [NW/ W]		[Valid=713 /-] [Invalid=14038 /-]	
# h8q58a: How much did [NAME] receive from the job during last 12 months?			
Information		[Type= continuous] [Format=numeric] [Range= 0-500000] [Missing=*]	
Statistics [NW/ W]		[Valid=176 /-] [Invalid=14575 /-]	

# h8q58b: How much was [NAME]’s last cash payment and the estimated value of what [NAME] l				
Information	[Type= continuous] [Format=numeric] [Range= 0-280000] [Missing=*]			
Statistics [NW/ W]	[Valid=176 /-] [Invalid=14575 /-]			
# h8q58c: How much was [NAME]’s last cash payment and the estimated value of what [NAME] l				
Information	[Type= discrete] [Format=numeric] [Range= 1-5] [Missing=*]			
Statistics [NW/ W]	[Valid=176 /-] [Invalid=14575 /-]			
Value	Label	Cases	Percentage	
1	Hour	2	<div><div></div></div>	1.1%
2	Day	81	<div><div></div></div>	46.0%
3	Week	35	<div><div></div></div>	19.9%
4	Month	44	<div><div></div></div>	25.0%
5	Other (specify)	14	<div><div></div></div>	8.0%
Sysmiss		14575		
Warning: these figures indicate the number of cases found in the data file. They cannot be interpreted as summary statistics of the population of interest.				
# h8q58D: Who in the household controls/decides on the use of cash/in-kind payments from t				
Information	[Type= discrete] [Format=character] [Missing=*]			
Statistics [NW/ W]	[Valid=361 /-] [Invalid=0 /-]			
Value	Label	Cases	Percentage	
-777		1	<div><div></div></div>	0.3%
P00110-001		1	<div><div></div></div>	0.3%
P00302-001		1	<div><div></div></div>	0.3%
P01806-001		1	<div><div></div></div>	0.3%
P02110-002		1	<div><div></div></div>	0.3%
P02304-001		1	<div><div></div></div>	0.3%
P03709-001		1	<div><div></div></div>	0.3%
P04004-003		1	<div><div></div></div>	0.3%
P04204-001		1	<div><div></div></div>	0.3%
P04206-001		1	<div><div></div></div>	0.3%
P04208-012		1	<div><div></div></div>	0.3%
P04509-001		1	<div><div></div></div>	0.3%
P04610-003		1	<div><div></div></div>	0.3%
P04802-001		1	<div><div></div></div>	0.3%
P04808-001		1	<div><div></div></div>	0.3%
P04913-001		1	<div><div></div></div>	0.3%
P05010-004		1	<div><div></div></div>	0.3%
P05306-001		1	<div><div></div></div>	0.3%
P05407-002		1	<div><div></div></div>	0.3%
P05702-001		1	<div><div></div></div>	0.3%
P05707-003		1	<div><div></div></div>	0.3%
P06102-002		1	<div><div></div></div>	0.3%
P06605-010		1	<div><div></div></div>	0.3%
P06706-001		1	<div><div></div></div>	0.3%
P06706-002		1	<div><div></div></div>	0.3%
P07010-001		1	<div><div></div></div>	0.3%
P07208-015		1	<div><div></div></div>	0.3%

h8q58D: Who in the household controls/decides on the use of cash/in-kind payments from t

Value	Label	Cases	Percentage
P07408-011		1	0.3%
P08102-001		1	0.3%
P08102-004		1	0.3%
P08408-001		1	0.3%
P08501-002		1	0.3%
P08502-001		1	0.3%
P08502-003		1	0.3%
P08502-009		1	0.3%
P08503-001		1	0.3%
P08602-005		1	0.3%
P08602-006		1	0.3%
P09909-001		1	0.3%
P10803-001		1	0.3%
P10807-001		1	0.3%
P10807-016		1	0.3%
P11001-001		1	0.3%
P11002-001		1	0.3%
P11003-001		1	0.3%
P11007-001		1	0.3%
P11506-018		1	0.3%
P11808-001		1	0.3%
P11809-011		1	0.3%
P11910-001		1	0.3%
P12005-001		1	0.3%
P12306-001		1	0.3%
P12310-001		1	0.3%
P12609-001		1	0.3%
P12903-001		1	0.3%
P12907-001		1	0.3%
P13104-001		1	0.3%
P13105-001		1	0.3%
P13207-006		1	0.3%
P13303-001		1	0.3%
P13310-001		1	0.3%
P14206-001		1	0.3%
P14207-018		1	0.3%
P14304-018		1	0.3%
P14404-006		1	0.3%
P14405-001		1	0.3%
P14407-002		1	0.3%
P14805-002		1	0.3%
P14807-002		1	0.3%
P16405-004		1	0.3%
P16405-005		1	0.3%
P16410-001		1	0.3%

h8q58D: Who in the household controls/decides on the use of cash/in-kind payments from t

Value	Label	Cases	Percentage
P16707-001		1	0.3%
P16806-001		1	0.3%
P17202-002		1	0.3%
P17302-001		1	0.3%
P17308-001		1	0.3%
P18007-001		1	0.3%
P18103-001		1	0.3%
P18104-007		1	0.3%
P18104-011		1	0.3%
P18109-002		1	0.3%
P18202-028		1	0.3%
P18206-015		1	0.3%
P18207-002		1	0.3%
P18301-005		1	0.3%
P18301-018		1	0.3%
P18301-040		1	0.3%
P18301-041		1	0.3%
P18303-001		1	0.3%
P18305-004		1	0.3%
P18601-006		1	0.3%
P18602-001		1	0.3%
P18609-001		1	0.3%
P18609-002		1	0.3%
P19001-001		1	0.3%
P19008-003		1	0.3%
P19008-004		1	0.3%
P19107-001		1	0.3%
P19107-002		1	0.3%
P19107-007		1	0.3%
P19110-009		1	0.3%
P19203-001		1	0.3%
P19204-002		1	0.3%
P19210-002		1	0.3%
P19212-013		1	0.3%
P19508-002		1	0.3%
P19604-001		1	0.3%
P19702-001		1	0.3%
P19703-008		1	0.3%
P19704-001		1	0.3%
P19704-002		1	0.3%
P19707-003		1	0.3%
P19711-001		1	0.3%
P20004-002		1	0.3%
P20205-002		1	0.3%
P20207-002		1	0.3%

h8q58D: Who in the household controls/decides on the use of cash/in-kind payments from t

Value	Label	Cases	Percentage
P20301-001		1	0.3%
P20303-002		1	0.3%
P20303-003		1	0.3%
P20305-002		1	0.3%
P20310-011		1	0.3%
P20401-002		1	0.3%
P20402-001		1	0.3%
P20407-001		1	0.3%
P20409-010		1	0.3%
P20508-002		1	0.3%
P20603-015		1	0.3%
P20608-001		1	0.3%
P20804-001		1	0.3%
P20811-012		1	0.3%
P20905-004		1	0.3%
P20905-009		1	0.3%
P20906-002		1	0.3%
P21108-014		1	0.3%
P21408-001		1	0.3%
P22101-010		1	0.3%
P22106-012		1	0.3%
P22110-011		1	0.3%
P22110-027		1	0.3%
P22303-006		1	0.3%
P22303-012		1	0.3%
P22303-016		1	0.3%
P22502-009		1	0.3%
P22507-002		1	0.3%
P22510-001		1	0.3%
P22803-001		1	0.3%
P22803-004		1	0.3%
P23104-001		1	0.3%
P23104-003		1	0.3%
P23105-001		1	0.3%
P23302-002		1	0.3%
P23312-007		1	0.3%
P23407-003		1	0.3%
P23407-009		1	0.3%
P23502-001		1	0.3%
P23505-002		1	0.3%
P23506-001		1	0.3%
P23603-002		1	0.3%
P23606-001		1	0.3%
P23607-014		1	0.3%
P23607-025		1	0.3%

h8q58D: Who in the household controls/decides on the use of cash/in-kind payments from t

Value	Label	Cases	Percentage
P23608-003		1	0.3%
P23608-009		1	0.3%
P23708-016		1	0.3%
P23806-006		1	0.3%
P23901-001		1	0.3%
P23902-004		1	0.3%
P23902-006		1	0.3%
P23903-001		1	0.3%
P23905-005		1	0.3%
P23906-002		1	0.3%
P24202-002		1	0.3%
P24203-001		1	0.3%
P24204-003		1	0.3%
P24205-002		1	0.3%
P24206-002		1	0.3%
P24207-001		1	0.3%
P24207-006		1	0.3%
P24209-003		1	0.3%
P24411-001		1	0.3%
P24802-012		1	0.3%
P24805-002		1	0.3%
P25008-001		1	0.3%
P25008-005		1	0.3%
P25401-001		1	0.3%
P25401-003		1	0.3%
P25401-005		1	0.3%
P25408-006		1	0.3%
P25605-001		2	0.6%
P25707-002		1	0.3%
P25902-001		1	0.3%
P25903-013		1	0.3%
P26502-010		1	0.3%
P26502-011		1	0.3%
P26506-001		1	0.3%
P26603-011		1	0.3%
P26605-001		1	0.3%
P27006-001		2	0.6%
P27103-001		1	0.3%
P27907-011		1	0.3%
P27909-003		1	0.3%
P28310-017		1	0.3%
P29508-001		1	0.3%
P29608-002		1	0.3%
P29909-003		1	0.3%
P30407-001		1	0.3%

h8q58D: Who in the household controls/decides on the use of cash/in-kind payments from t

Value	Label	Cases	Percentage
P30411-002		1	0.3%
P30603-001		1	0.3%
P30607-001		1	0.3%
P30701-011		1	0.3%
P30806-001		1	0.3%
P30809-003		1	0.3%
P30810-002		1	0.3%
P31007-001		1	0.3%
P31102-004		1	0.3%
P31105-001		1	0.3%
P31707-001		1	0.3%
P31904-001		1	0.3%
P32101-001		1	0.3%
P32402-001		1	0.3%
P33202-009		1	0.3%
P33405-001		1	0.3%
P33507-001		2	0.6%
P33510-001		1	0.3%
P33510-002		1	0.3%
P33606-001		1	0.3%
P33607-001		1	0.3%
P33707-001		1	0.3%
P33806-004		1	0.3%
P33907-001		1	0.3%
P34002-003		1	0.3%
P34201-001		1	0.3%
P34301-001		1	0.3%
P34306-001		1	0.3%
P34508-001		1	0.3%
P34903-002		1	0.3%
P34907-001		1	0.3%
P35005-001		1	0.3%
P35009-002		1	0.3%
P35106-001		1	0.3%
P35110-001		1	0.3%
P35409-001		1	0.3%
P35510-002		1	0.3%
P35608-002		1	0.3%
P35803-001		1	0.3%
P35804-001		1	0.3%
P35806-001		1	0.3%
P35806-002		1	0.3%
P36006-001		1	0.3%
P36203-001		1	0.3%
P36209-004		1	0.3%

h8q58D: Who in the household controls/decides on the use of cash/in-kind payments from t

Value	Label	Cases	Percentage
P36403-001		1	0.3%
P36403-003		1	0.3%
P36403-004		1	0.3%
P36506-002		1	0.3%
P36709-002		1	0.3%
P36804-001		1	0.3%
P36810-002		1	0.3%
P36904-001		1	0.3%
P36906-001		1	0.3%
P37007-001		1	0.3%
P37802-001		1	0.3%
P37807-001		1	0.3%
P37809-004		1	0.3%
P38009-001		1	0.3%
P38208-002		1	0.3%
P38208-007		1	0.3%
P38303-002		1	0.3%
P38308-001		1	0.3%
P38310-001		1	0.3%
P38403-001		1	0.3%
P38403-002		1	0.3%
P38405-001		1	0.3%
P38407-002		1	0.3%
P38410-002		1	0.3%
P38506-001		1	0.3%
P38603-002		1	0.3%
P38605-001		1	0.3%
P38608-002		1	0.3%
P38609-001		1	0.3%
P38610-001		1	0.3%
P38701-001		1	0.3%
P38701-002		1	0.3%
P38805-001		1	0.3%
P38805-002		1	0.3%
P38805-003		1	0.3%
P38807-001		1	0.3%
P39002-002		1	0.3%
P39005-001		1	0.3%
P39005-002		1	0.3%
P39006-001		1	0.3%
P39008-001		1	0.3%
P39104-001		1	0.3%
P39110-001		1	0.3%
P39301-001		1	0.3%
P39303-001		1	0.3%

h8q58D: Who in the household controls/decides on the use of cash/in-kind payments from t

Value	Label	Cases	Percentage
P39309-002		1	0.3%
P39310-002		1	0.3%
P39404-001		1	0.3%
P39503-002		1	0.3%
P39603-001		1	0.3%
P39607-001		1	0.3%
P39707-002		1	0.3%
P39710-002		1	0.3%
P39801-002		1	0.3%
P39802-001		1	0.3%
P39802-002		1	0.3%
P39805-001		1	0.3%
P39805-002		1	0.3%
P39805-003		1	0.3%
P39806-001		1	0.3%
P39806-002		1	0.3%
P39808-002		1	0.3%
P39809-001		1	0.3%
P39901-001		1	0.3%
P39901-007		1	0.3%
P39902-001		1	0.3%
P39905-001		1	0.3%
P39905-002		1	0.3%
P39905-003		1	0.3%
P40004-001		1	0.3%
P40004-002		1	0.3%
P40007-002		1	0.3%
P40009-002		1	0.3%
P40101-002		1	0.3%
P40102-001		1	0.3%
P40103-004		1	0.3%
P40106-002		1	0.3%
P40203-001		1	0.3%
P40203-002		1	0.3%
P40208-002		1	0.3%
P40210-001		1	0.3%
P40210-002		1	0.3%
P40309-001		1	0.3%
P40405-002		1	0.3%
P40504-002		1	0.3%
P40505-001		1	0.3%
P40508-001		1	0.3%
P41008-001		1	0.3%
P41206-001		1	0.3%
P41301-002		1	0.3%

# h8q58D: Who in the household controls/decides on the use of cash/in-kind payments from t				
Value	Label	Cases	Percentage	
P41409-001		1		0.3%
P41705-001		1		0.3%
P41709-001		1		0.3%
P41805-001		1		0.3%
P41907-002		1		0.3%
P41907-003		1		0.3%
P42202-001		1		0.3%
P42205-001		1		0.3%
P42401-001		1		0.3%
P42505-001		1		0.3%
P42507-001		1		0.3%
P42602-001		1		0.3%
P42703-001		1		0.3%
P42707-001		1		0.3%
P43002-001		1		0.3%
P43008-001		1		0.3%
Warning: these figures indicate the number of cases found in the data file. They cannot be interpreted as summary statistics of the population of interest.				
# h8q58E: Who in the household controls/decides on the use of cash/in-kind payments from t				
Information	[Type= discrete] [Format=character] [Missing=*]			
Statistics [NW/ W]	[Valid=361 /-] [Invalid=0 /-]			
Value	Label	Cases	Percentage	
-111		303		83.9%
-777		1		0.3%
P00110-001		1		0.3%
P02110-001		1		0.3%
P02304-002		1		0.3%
P08502-002		1		0.3%
P10807-004		1		0.3%
P11001-002		1		0.3%
P11007-011		1		0.3%
P13303-002		1		0.3%
P14304-011		1		0.3%
P14807-001		1		0.3%
P16405-004		1		0.3%
P16405-005		1		0.3%
P18202-028		1		0.3%
P19203-002		1		0.3%
P22303-026		1		0.3%
P23312-001		1		0.3%
P23902-004		1		0.3%
P23902-006		1		0.3%
P24202-001		1		0.3%
P25605-002		2		0.6%
P25902-002		1		0.3%

# h8q58E: Who in the household controls/decides on the use of cash/in-kind payments from t			
Value	Label	Cases	Percentage
P25903-014		1	0.3%
P26603-010		1	0.3%
P27006-002		2	0.6%
P27907-011		1	0.3%
P30806-002		1	0.3%
P31007-002		1	0.3%
P31102-001		1	0.3%
P31904-001		1	0.3%
P33202-002		1	0.3%
P33607-001		1	0.3%
P34301-001		1	0.3%
P35803-002		1	0.3%
P36006-002		1	0.3%
P36906-002		1	0.3%
P37807-002		1	0.3%
P38009-002		1	0.3%
P38407-001		1	0.3%
P39309-001		1	0.3%
P39310-001		1	0.3%
P39603-002		1	0.3%
P39802-001		1	0.3%
P39802-002		1	0.3%
P39901-001		2	0.6%
P40009-001		1	0.3%
P40203-001		1	0.3%
P40203-002		1	0.3%
P41409-002		1	0.3%
P41709-002		1	0.3%
P42202-002		1	0.3%
P42401-002		1	0.3%
P42505-002		1	0.3%
P42703-002		1	0.3%
P43008-002		1	0.3%
Warning: these figures indicate the number of cases found in the data file. They cannot be interpreted as summary statistics of the population of interest.			
# h8q59: In the last 7 days, how much time in hours did [NAME] spend collecting firewood			
Information	[Type= continuous] [Format=numeric] [Range= 0-30] [Missing=*]		
Statistics [NW/ W]	[Valid=11777 /-] [Invalid=2974 /-]		
# h8q60: In the last 7 days, how much time in hours did [NAME] spend fetching water for t			
Information	[Type= continuous] [Format=numeric] [Range= 0-80] [Missing=*]		
Statistics [NW/ W]	[Valid=11776 /-] [Invalid=2975 /-]		
# h8q61: In the last 7 days, how much time in hours did [NAME] spend constructing your dw			
Information	[Type= continuous] [Format=numeric] [Range= 0-60] [Missing=*]		
Statistics [NW/ W]	[Valid=11776 /-] [Invalid=2975 /-]		

# h8q62: In the last 7 days, how much time in hours did [NAME] spend making major repairs			
Information		[Type= continuous] [Format=numeric] [Range= 0-49] [Missing=*]	
Statistics [NW/ W]		[Valid=11776 /-] [Invalid=2975 /-]	
# h8q63: In the last 7 days, how much time in hours did [NAME] spend on milling and other			
Information		[Type= continuous] [Format=numeric] [Range= 0-54] [Missing=*]	
Statistics [NW/ W]		[Valid=11776 /-] [Invalid=2975 /-]	
# h8q64: In the last 7 days, how much time in hours did [NAME] spend making handicrafts f			
Information		[Type= continuous] [Format=numeric] [Range= 0-32] [Missing=*]	
Statistics [NW/ W]		[Valid=11776 /-] [Invalid=2975 /-]	
# h8q65: In the last 7 days, how much time in hours did [NAME] spend on agriculture?			
Information		[Type= continuous] [Format=numeric] [Range= 0-97] [Missing=*]	
Statistics [NW/ W]		[Valid=11776 /-] [Invalid=2975 /-]	
# h8q66: In the last 7 days, how much time in hours did [NAME] spend on hunting and fishi			
Information		[Type= continuous] [Format=numeric] [Range= 0-84] [Missing=*]	
Statistics [NW/ W]		[Valid=11776 /-] [Invalid=2975 /-]	
# h8q67a: In the last 7 days, how many hours did [NAME] spend on domestic activities?			
Information		[Type= continuous] [Format=numeric] [Range= 0-114] [Missing=*]	
Statistics [NW/ W]		[Valid=11776 /-] [Invalid=2975 /-]	
# HHML_SuppIncomeSourceYN: DID THE RESPONDENT HAVE A MAIN JOB IN LAST 7 DAYS?			
Information		[Type= discrete] [Format=numeric] [Range= 1-2] [Missing=*]	
Statistics [NW/ W]		[Valid=5488 /-] [Invalid=9263 /-]	
Value	Label	Cases	Percentage
1	Yes	109	<div><div></div></div> 2.0%
2	No	5379	<div><div></div></div> 98.0%
Sysmiss		9263	
Warning: these figures indicate the number of cases found in the data file. They cannot be interpreted as summary statistics of the population of interest.			
# wgt_X: Cross sectional weight for 2013_2014 panel survey			
Information		[Type= continuous] [Format=numeric] [Range= 314.975738525391-6452.8603515625] [Missing=*]	
Statistics [NW/ W]		[Valid=14751 /-] [Invalid=0 /-]	

File : GSEC9_1

HHID: Household Unique Identifier in 2013/14

Information [Type= discrete] [Format=character] [Missing=*]

Statistics [NW/ W] [Valid=3119 /-] [Invalid=0 /-]

h9q0: Does your HH live in the SAME physical dwelling as when last interviewed (last w

Information [Type= discrete] [Format=numeric] [Range= 1-3] [Missing=*]

Statistics [NW/ W] [Valid=3110 /-] [Invalid=9 /-]

Value	Label	Cases	Percentage
1	Yes	1761	56.6%
2	No	376	12.1%
3	Not Applicable	973	31.3%
Sysmiss		9	

Warning: these figures indicate the number of cases found in the data file. They cannot be interpreted as summary statistics of the population of interest.

h9q1: What type of dwelling is it?

Information [Type= discrete] [Format=numeric] [Range= 10-96] [Missing=*]

Statistics [NW/ W] [Valid=3119 /-] [Invalid=0 /-]

Value	Label	Cases	Percentage
10	Detached house	1959	62.8%
11	Semi detached house	204	6.5%
12	Flat in a block of flats	4	0.1%
13	Room or rooms of a main house	14	0.4%
14	Servant Quarters	11	0.4%
15	Tenament (Muzigo)	330	10.6%
16	Hut	596	19.1%
17	Garage	0	
18	Go down/Basement	0	
19	Store	0	
96	Other (Specify)	1	0.0%

Warning: these figures indicate the number of cases found in the data file. They cannot be interpreted as summary statistics of the population of interest.

h9q2: What is its tenure status?

Information [Type= discrete] [Format=numeric] [Range= 10-96] [Missing=*]

Statistics [NW/ W] [Valid=3118 /-] [Invalid=1 /-]

Value	Label	Cases	Percentage
10	Owner Occupied	2531	81.2%
11	Free Public	36	1.2%
12	Free Private	126	4.0%
13	Subsidized public	4	0.1%
14	Subsidized private	15	0.5%
15	Rented public	110	3.5%
16	Rented private	296	9.5%
96	Other (specify)	0	
Sysmiss		1	

Warning: these figures indicate the number of cases found in the data file. They cannot be interpreted as summary statistics of the population of interest.

File : GSEC9_1

h9q3: How many rooms does your household use for sleeping?

Information [Type= continuous] [Format=numeric] [Range= 1-13] [Missing=*]

Statistics [NW/ W] [Valid=3119 /-] [Invalid=0 /-]

h9q4: What is the major construction material of the roof?

Information [Type= discrete] [Format=numeric] [Range= 10-96] [Missing=*]

Statistics [NW/ W] [Valid=3119 /-] [Invalid=0 /-]

Value	Label	Cases	Percentage
10	Iron sheets	2165	69.4%
11	Tiles	10	0.3%
12	Asbestos	4	0.1%
13	Concrete	3	0.1%
14	Tin	1	0.0%
15	Thatch	924	29.6%
96	Other (specify)	12	0.4%

Warning: these figures indicate the number of cases found in the data file. They cannot be interpreted as summary statistics of the population of interest.

h9q5: What is the major construction material of the external wall?

Information [Type= discrete] [Format=numeric] [Range= 10-96] [Missing=*]

Statistics [NW/ W] [Valid=3119 /-] [Invalid=0 /-]

Value	Label	Cases	Percentage
10	Concrete/stone	26	0.8%
11	Cement blocks	67	2.1%
12	Burnt/Stabilised bricks	1271	40.8%
13	Unburnt bricks with cement	90	2.9%
14	Unburnt bricks with mud	613	19.7%
15	Wood	18	0.6%
16	Mud and Poles	998	32.0%
17	Tin/Iron sheets	9	0.3%
96	Other (specify)	27	0.9%

Warning: these figures indicate the number of cases found in the data file. They cannot be interpreted as summary statistics of the population of interest.

h9q6: What is the major material of the floor?

Information [Type= discrete] [Format=numeric] [Range= 10-96] [Missing=*]

Statistics [NW/ W] [Valid=3119 /-] [Invalid=0 /-]

Value	Label	Cases	Percentage
10	Concrete	83	2.7%
11	Bricks	1	0.0%
12	Stone	3	0.1%
13	Cement screed	923	29.6%
14	Rammed earth	2068	66.3%
15	Wood	4	0.1%
16	Tiles	34	1.1%
96	Other (specify)	3	0.1%

Warning: these figures indicate the number of cases found in the data file. They cannot be interpreted as summary statistics of the population of interest.

File : GSEC9_1

h9q7: What is the main source of water for drinking for your household?

Information	[Type= discrete] [Format=numeric] [Range= 10-96] [Missing=*]
Statistics [NW/ W]	[Valid=3119 /-] [Invalid=0 /-]

Value	Label	Cases	Percentage
10	Piped water into the dwelling	98	3.1%
11	Piped water to the yard	221	7.1%
12	Public tap	331	10.6%
13	Borehole in yard/plot	15	0.5%
14	Public borehole	1038	33.3%
15	Protected well/spring	582	18.7%
16	Unprotected well/spring	531	17.0%
17	River/ Stream/ Lake	155	5.0%
18	Vendor	34	1.1%
19	Tanker truck	4	0.1%
20	Gravity flow scheme	44	1.4%
21	Rain water	38	1.2%
22	Bottled water	10	0.3%
96	Other (specify)	18	0.6%

Warning: these figures indicate the number of cases found in the data file. They cannot be interpreted as summary statistics of the population of interest.

h9q8: What is the main reason for not using protected water sources?

Information	[Type= discrete] [Format=numeric] [Range= 1-96] [Missing=*]
Statistics [NW/ W]	[Valid=2076 /-] [Invalid=1043 /-]

Value	Label	Cases	Percentage
1	Long distance	767	36.9%
2	Unreliable	265	12.8%
3	Water does not taste good	18	0.9%
4	Require contribution	49	2.4%
5	Long queues	62	3.0%
6	Open source is okay	703	33.9%
96	Other (specify)	212	10.2%
Sysmiss		1043	

Warning: these figures indicate the number of cases found in the data file. They cannot be interpreted as summary statistics of the population of interest.

h9q9a: Travel time - collect the drinking water from the main source

Information	[Type= continuous] [Format=numeric] [Range= 0-240] [Missing=*]
Statistics [NW/ W]	[Valid=2703 /-] [Invalid=416 /-]

h9q9b: Waiting time - collect the drinking water from the main source

Information	[Type= continuous] [Format=numeric] [Range= 0-360] [Missing=*]
Statistics [NW/ W]	[Valid=2703 /-] [Invalid=416 /-]

h9q10: How far is the main source from your dwelling?(Kms)

Information	[Type= continuous] [Format=numeric] [Range= 0-20] [Missing=*]
Statistics [NW/ W]	[Valid=2703 /-] [Invalid=416 /-]

File : GSEC9_1

h9q11b: How much DRINKING water does the household use per day? (Litres)

Information	[Type= continuous] [Format=numeric] [Range= 0-100] [Missing=*]
-------------	--

Statistics [NW/ W]	[Valid=3119 /-] [Invalid=0 /-]
--------------------	--------------------------------

h9q12: Is the water used by the household paid for?

Information	[Type= discrete] [Format=numeric] [Range= 1-2] [Missing=*]
-------------	--

Statistics [NW/ W]	[Valid=3118 /-] [Invalid=1 /-]
--------------------	--------------------------------

Value	Label	Cases	Percentage
1	Yes	1093	<div></div> 35.1%
2	No	2025	<div></div> 64.9%
Sysmiss		1	

Warning: these figures indicate the number of cases found in the data file. They cannot be interpreted as summary statistics of the population of interest.

h9q13: What is the purpose for payment?

Information	[Type= discrete] [Format=numeric] [Range= 1-8] [Missing=*]
-------------	--

Statistics [NW/ W]	[Valid=1093 /-] [Invalid=2026 /-]
--------------------	-----------------------------------

Value	Label	Cases	Percentage
1	User fees/tariffs	588	<div></div> 53.8%
2	maintenance costs	482	<div></div> 44.1%
8	Other (specify)	23	<div></div> 2.1%
Sysmiss		2026	

Warning: these figures indicate the number of cases found in the data file. They cannot be interpreted as summary statistics of the population of interest.

h9q14: How much money, on average, does the household pay per month for the water?

Information	[Type= continuous] [Format=numeric] [Range= 0-120000] [Missing=*]
-------------	---

Statistics [NW/ W]	[Valid=1092 /-] [Invalid=2027 /-]
--------------------	-----------------------------------

h9q15a: Who normally collects DRINKING WATER for this HH? (person 1)

Information	[Type= discrete] [Format=character] [Missing=*]
-------------	---

Statistics [NW/ W]	[Valid=2720 /-] [Invalid=0 /-]
--------------------	--------------------------------

h9q15b: Who normally collects DRINKING WATER for this HH? (person 2)

Information	[Type= discrete] [Format=character] [Missing=*]
-------------	---

Statistics [NW/ W]	[Valid=2203 /-] [Invalid=0 /-]
--------------------	--------------------------------

h9q15c: Who normally collects DRINKING WATER for this HH? (person 3)

Information	[Type= discrete] [Format=character] [Missing=*]
-------------	---

Statistics [NW/ W]	[Valid=1569 /-] [Invalid=0 /-]
--------------------	--------------------------------

h9q16: Are the safe water sources in your community managed by user committees?

Information	[Type= discrete] [Format=numeric] [Range= 1-9] [Missing=*]
-------------	--

Statistics [NW/ W]	[Valid=3118 /-] [Invalid=1 /-]
--------------------	--------------------------------

Value	Label	Cases	Percentage
1	Yes	1663	<div></div> 53.3%
2	No	1119	<div></div> 35.9%
9	DK	336	<div></div> 10.8%
Sysmiss		1	

Warning: these figures indicate the number of cases found in the data file. They cannot be interpreted as summary statistics of the population of interest.

File : GSEC9_1

h9q17: What do you do to the water to make it safer for drinking?

Information	[Type= discrete] [Format=numeric] [Range= 1-8] [Missing=*]
Statistics [NW/ W]	[Valid=3119 /-] [Invalid=0 /-]

Value	Label	Cases	Percentage
1	Boil and filter	281	9.0%
2	Boil only	1057	33.9%
3	Filter only	51	1.6%
4	Nothing is done	1669	53.5%
8	Other (specify)	61	2.0%

Warning: these figures indicate the number of cases found in the data file. They cannot be interpreted as summary statistics of the population of interest.

h9q18: How is the water for drinking usually stored?

Information	[Type= discrete] [Format=numeric] [Range= 1-8] [Missing=*]
Statistics [NW/ W]	[Valid=3119 /-] [Invalid=0 /-]

Value	Label	Cases	Percentage
1	Pot	1296	41.6%
2	Jerry can	1648	52.8%
3	Saucepan	21	0.7%
4	Drums	9	0.3%
5	Jug/Kettle	76	2.4%
8	Other (specify)	69	2.2%

Warning: these figures indicate the number of cases found in the data file. They cannot be interpreted as summary statistics of the population of interest.

h9q19: Is it usually covered?

Information	[Type= discrete] [Format=numeric] [Range= 1-2] [Missing=*]
Statistics [NW/ W]	[Valid=3119 /-] [Invalid=0 /-]

Value	Label	Cases	Percentage
1	Yes	2546	81.6%
2	No	573	18.4%

Warning: these figures indicate the number of cases found in the data file. They cannot be interpreted as summary statistics of the population of interest.

h9q20: How has the availability of safe water for household consumption changed in your

Information	[Type= discrete] [Format=numeric] [Range= 1-9] [Missing=*]
Statistics [NW/ W]	[Valid=2075 /-] [Invalid=1044 /-]

Value	Label	Cases	Percentage
1	Improved	709	34.2%
2	Same	1107	53.3%
3	Worsened	206	9.9%
9	Don't Know	53	2.6%
Sysmiss		1044	

Warning: these figures indicate the number of cases found in the data file. They cannot be interpreted as summary statistics of the population of interest.

h9q21: What are the main constraints that your household faces in accessing safe water

Information	[Type= discrete] [Format=numeric] [Range= 1-8] [Missing=*]
Statistics [NW/ W]	[Valid=3119 /-] [Invalid=0 /-]

File : GSEC9_1

h9q21: What are the main constraints that your household faces in accessing safe water

Value	Label	Cases	Percentage
1	Long distance	852	27.3%
2	Inadequate sources	968	31.0%
3	High Costs	148	4.7%
4	Insecurity	7	0.2%
5	No problem	1034	33.2%
8	Other (specify)	110	3.5%

Warning: these figures indicate the number of cases found in the data file. They cannot be interpreted as summary statistics of the population of interest.

h9q22: What type of toilet is mainly used in your household?

Information	[Type= discrete] [Format=numeric] [Range= 10-96] [Missing=*]
Statistics [NW/ W]	[Valid=3119 /-] [Invalid=0 /-]

Value	Label	Cases	Percentage
10	Flush Toilet	57	1.8%
11	VIP Latrine	145	4.6%
12	Covered Pit latrine with slab	818	26.2%
13	Covered Pit latrine without slab	1351	43.3%
14	Uncovered Pit latrine with slab	77	2.5%
15	Uncovered Pit latrine without slab	408	13.1%
16	Ecosan (compost toilet)	4	0.1%
17	No facility/Bush/Polythene bags/Bucket	247	7.9%
96	Other (specify)	12	0.4%

Warning: these figures indicate the number of cases found in the data file. They cannot be interpreted as summary statistics of the population of interest.

h9q22a: Does the Household share this toilet facility with other households?

Information	[Type= discrete] [Format=numeric] [Range= 1-2] [Missing=*]
Statistics [NW/ W]	[Valid=2872 /-] [Invalid=247 /-]

Value	Label	Cases	Percentage
1	Yes	1080	37.6%
2	No	1792	62.4%
Sysmiss		247	

Warning: these figures indicate the number of cases found in the data file. They cannot be interpreted as summary statistics of the population of interest.

h9q22b: With how many other households does this household share this toilet?

Information	[Type= continuous] [Format=numeric] [Range= 0-90] [Missing=*]
Statistics [NW/ W]	[Valid=1078 /-] [Invalid=2041 /-]

h9q23: Do you have a hand washing facility at the toilet?

Information	[Type= discrete] [Format=numeric] [Range= 1-3] [Missing=*]
Statistics [NW/ W]	[Valid=2872 /-] [Invalid=247 /-]

Value	Label	Cases	Percentage
1	No	2477	86.2%
2	Yes with water only	260	9.1%
3	Yes with water and soap	135	4.7%
Sysmiss		247	

Warning: these figures indicate the number of cases found in the data file. They cannot be interpreted as summary statistics of the population of interest.

File : GSEC9_1**# wgt_X: Cross sectional weight for 2013_2014 panel survey**

Information	[Type= continuous] [Format=numeric] [Range= 314.975738525391-6452.8603515625] [Missing=*]
Statistics [NW/ W]	[Valid=3119 /-] [Invalid=0 /-]

File : GSEC9_2

HHID: Household Unique Identifier in 2013/14

Information [Type= discrete] [Format=character] [Missing=*]

Statistics [NW/ W] [Valid=2743 /-] [Invalid=0 /-]

Value	Label	Cases	Percentage
H00303-04-01		5	0.2%
H00307-04-01		5	0.2%
H00802-04-01		5	0.2%
H00805-04-01		5	0.2%
H02108-04-01		5	0.2%
H02110-04-01		5	0.2%
H02113-04-01		5	0.2%
H02710-04-01		5	0.2%
H02711-04-01		5	0.2%
H02711-04-03		5	0.2%
H03601-04-01		5	0.2%
H03602-04-04		5	0.2%
H03804-04-01		5	0.2%
H03807-04-01		5	0.2%
H03813-04-01		5	0.2%
H03901-04-01		5	0.2%
H03902-04-01		5	0.2%
H03903-04-01		5	0.2%
H03906-04-01		5	0.2%
H04205-04-01		5	0.2%
H04206-04-01		5	0.2%
H04207-04-01		5	0.2%
H04210-04-01		5	0.2%
H04604-04-01		5	0.2%
H04607-04-01		5	0.2%
H04608-04-01		5	0.2%
H04609-04-01		5	0.2%
H04610-04-01		5	0.2%
H04610-04-02		5	0.2%
H04610-04-03		5	0.2%
H04801-04-01		5	0.2%
H04805-04-01		5	0.2%
H04806-04-01		5	0.2%
H04808-04-01		5	0.2%
H05106-04-01		5	0.2%
H05107-04-01		5	0.2%
H05108-04-01		5	0.2%
H05109-04-01		5	0.2%
H05303-04-01		5	0.2%
H05306-04-01		5	0.2%
H05306-04-02		5	0.2%

File : GSEC9_2

HHID: Household Unique Identifier in 2013/14

Value	Label	Cases	Percentage
H05308-04-01		5	0.2%
H05310-04-01		5	0.2%
H05310-04-02		5	0.2%
H06201-04-01		5	0.2%
H06203-04-01		5	0.2%
H06701-04-01		5	0.2%
H06703-04-01		5	0.2%
H06704-04-01		5	0.2%
H06708-04-01		5	0.2%
H06901-04-01		5	0.2%
H06908-04-01		5	0.2%
H06909-04-01		5	0.2%
H06911-04-01		5	0.2%
H07202-04-02		5	0.2%
H07204-04-01		5	0.2%
H07208-04-01		5	0.2%
H07208-04-02		5	0.2%
H07406-04-01		5	0.2%
H07410-04-01		5	0.2%
H07413-04-01		5	0.2%
H08107-04-01		5	0.2%
H08110-04-01		5	0.2%
H08402-04-01		5	0.2%
H08404-04-01		5	0.2%
H08408-04-01		5	0.2%
H08411-04-01		5	0.2%
H08507-04-01		5	0.2%
H08508-04-01		5	0.2%
H08509-04-01		5	0.2%
H08510-04-01		5	0.2%
H08701-04-01		5	0.2%
H08703-04-01		5	0.2%
H08704-04-01		5	0.2%
H08706-04-01		5	0.2%
H08709-04-01		5	0.2%
H09008-04-01		5	0.2%
H09011-04-01		5	0.2%
H09604-04-01		5	0.2%
H09605-04-01		5	0.2%
H10007-04-01		5	0.2%
H10007-04-02		5	0.2%
H10803-04-01		5	0.2%
H10803-04-02		5	0.2%

File : GSEC9_2

HHID: Household Unique Identifier in 2013/14

Value	Label	Cases	Percentage
H10803-04-03		5	0.2%
H10804-04-01		5	0.2%
H10806-04-01		5	0.2%
H10810-04-01		5	0.2%
H10909-04-01		5	0.2%
H11001-04-01		5	0.2%
H11006-04-01		5	0.2%
H11009-04-01		5	0.2%
H11801-04-01		5	0.2%
H11804-04-01		5	0.2%
H11805-04-01		5	0.2%
H11807-04-01		5	0.2%
H11808-04-01		5	0.2%
H11809-04-01		5	0.2%
H12003-04-01		5	0.2%
H12007-04-01		4	0.1%
H12008-04-01		5	0.2%
H12010-04-01		5	0.2%
H12402-04-01		5	0.2%
H12408-04-01		5	0.2%
H12604-04-01		5	0.2%
H12606-04-01		5	0.2%
H12610-04-01		5	0.2%
H12901-04-01		5	0.2%
H12902-04-02		5	0.2%
H12903-04-01		5	0.2%
H12906-04-01		5	0.2%
H12909-04-02		5	0.2%
H12910-04-01		5	0.2%
H13103-04-01		5	0.2%
H13104-04-01		5	0.2%
H13106-04-01		5	0.2%
H13108-04-01		5	0.2%
H13207-04-01		5	0.2%
H13209-04-01		5	0.2%
H14106-04-01		5	0.2%
H14109-04-01		5	0.2%
H14202-04-01		5	0.2%
H14207-04-02		5	0.2%
H14207-04-03		5	0.2%
H14209-04-01		5	0.2%
H14210-04-01		5	0.2%
H14401-04-01		5	0.2%

File : GSEC9_2

HHID: Household Unique Identifier in 2013/14

Value	Label	Cases	Percentage
H14402-04-01		5	0.2%
H14403-04-01		5	0.2%
H14404-04-01		5	0.2%
H14406-04-01		5	0.2%
H14903-04-01		5	0.2%
H14903-04-02		5	0.2%
H14904-04-01		5	0.2%
H14906-04-01		5	0.2%
H14906-04-02		5	0.2%
H14907-04-01		5	0.2%
H14908-04-01		5	0.2%
H15102-04-01		5	0.2%
H15103-04-01		5	0.2%
H15105-04-01		5	0.2%
H15109-04-01		5	0.2%
H15110-04-01		5	0.2%
H15902-04-01		5	0.2%
H15903-04-01		5	0.2%
H15905-04-01		5	0.2%
H15907-04-02		5	0.2%
H15908-04-01		5	0.2%
H15909-04-01		5	0.2%
H15909-04-02		5	0.2%
H16304-04-01		5	0.2%
H16306-04-01		5	0.2%
H16307-04-01		5	0.2%
H16308-04-01		5	0.2%
H16309-04-01		5	0.2%
H16502-04-01		5	0.2%
H16505-04-01		5	0.2%
H16506-04-01		5	0.2%
H16507-04-01		5	0.2%
H16510-04-01		5	0.2%
H17101-04-01		5	0.2%
H17103-04-01		5	0.2%
H17105-04-01		5	0.2%
H17107-04-01		5	0.2%
H17109-04-01		5	0.2%
H17308-04-01		5	0.2%
H17504-04-02		5	0.2%
H17507-04-01		5	0.2%
H17508-04-01		5	0.2%
H17509-04-01		5	0.2%

File : GSEC9_2

HHID: Household Unique Identifier in 2013/14

Value	Label	Cases	Percentage
H17511-04-01		5	0.2%
H17511-04-02		5	0.2%
H17701-04-01		5	0.2%
H17703-04-01		5	0.2%
H17704-04-01		5	0.2%
H17709-04-01		5	0.2%
H18001-04-01		5	0.2%
H18103-04-01		5	0.2%
H18104-04-01		5	0.2%
H18104-04-02		5	0.2%
H18104-04-03		5	0.2%
H18105-04-01		5	0.2%
H18302-04-01		5	0.2%
H18303-04-01		5	0.2%
H18305-04-01		5	0.2%
H18306-04-01		5	0.2%
H18307-04-01		5	0.2%
H18602-04-01		5	0.2%
H18603-04-01		5	0.2%
H18604-04-01		5	0.2%
H18605-04-01		5	0.2%
H18609-04-01		5	0.2%
H18801-04-01		5	0.2%
H18802-04-01		5	0.2%
H18803-04-01		5	0.2%
H18805-04-01		5	0.2%
H19001-04-01		5	0.2%
H19001-04-02		5	0.2%
H19002-04-01		5	0.2%
H19004-04-01		5	0.2%
H19005-04-01		5	0.2%
H19006-04-01		5	0.2%
H19502-04-01		5	0.2%
H19504-04-01		5	0.2%
H19504-04-02		5	0.2%
H19507-04-01		5	0.2%
H19509-04-01		5	0.2%
H19510-04-01		5	0.2%
H19702-04-01		5	0.2%
H19704-04-01		5	0.2%
H19708-04-01		5	0.2%
H19709-04-01		5	0.2%
H20002-04-01		5	0.2%

File : GSEC9_2

HHID: Household Unique Identifier in 2013/14

Value	Label	Cases	Percentage
H20003-04-01		5	0.2%
H20005-04-01		5	0.2%
H20005-04-02		5	0.2%
H20009-04-01		5	0.2%
H20011-04-01		5	0.2%
H20201-04-01		5	0.2%
H20203-04-01		5	0.2%
H20203-04-02		5	0.2%
H20205-04-01		5	0.2%
H20207-04-01		5	0.2%
H20208-04-01		5	0.2%
H20401-04-01		5	0.2%
H20402-04-01		5	0.2%
H20404-04-01		5	0.2%
H20406-04-01		5	0.2%
H20408-04-01		5	0.2%
H20503-04-01		5	0.2%
H20504-04-01		5	0.2%
H20509-04-01		5	0.2%
H21403-04-01		5	0.2%
H21404-04-01		5	0.2%
H21407-04-01		5	0.2%
H21408-04-01		5	0.2%
H21409-04-01		5	0.2%
H21601-04-01		5	0.2%
H21602-04-01		5	0.2%
H21603-04-01		5	0.2%
H21608-04-01		5	0.2%
H21609-04-01		5	0.2%
H21701-04-01		5	0.2%
H21703-04-01		5	0.2%
H21705-04-01		5	0.2%
H21706-04-01		5	0.2%
H21711-04-01		5	0.2%
H22001-04-01		5	0.2%
H22003-04-01		5	0.2%
H22401-04-01		5	0.2%
H22401-04-02		5	0.2%
H22404-04-01		5	0.2%
H22406-04-01		5	0.2%
H23101-04-01		5	0.2%
H23102-04-01		5	0.2%
H23103-04-01		5	0.2%

File : GSEC9_2

HHID: Household Unique Identifier in 2013/14

Value	Label	Cases	Percentage
H23103-04-02		5	0.2%
H23104-04-01		5	0.2%
H23104-04-02		5	0.2%
H23105-04-01		5	0.2%
H23401-04-01		5	0.2%
H23404-04-01		5	0.2%
H23408-04-01		5	0.2%
H23410-04-01		5	0.2%
H23411-04-01		5	0.2%
H23601-04-01		5	0.2%
H23601-04-02		5	0.2%
H23603-04-01		5	0.2%
H23604-04-01		5	0.2%
H23605-04-01		5	0.2%
H23801-04-01		5	0.2%
H23802-04-01		5	0.2%
H23806-04-01		5	0.2%
H23808-04-01		5	0.2%
H23810-04-01		5	0.2%
H24601-04-01		5	0.2%
H24603-04-01		5	0.2%
H24604-04-01		5	0.2%
H24605-04-01		5	0.2%
H24608-04-01		5	0.2%
H25201-04-01		5	0.2%
H25201-04-02		5	0.2%
H25203-04-01		5	0.2%
H25210-04-01		5	0.2%
H25703-04-02		5	0.2%
H25704-04-01		5	0.2%
H25705-04-01		5	0.2%
H25705-04-02		5	0.2%
H26102-04-02		5	0.2%
H26106-04-01		5	0.2%
H26106-04-02		5	0.2%
H26107-04-01		5	0.2%
H26110-04-01		5	0.2%
H26302-04-01		5	0.2%
H26304-04-01		5	0.2%
H26305-04-01		5	0.2%
H26306-04-01		5	0.2%
H26308-04-01		5	0.2%
H27005-04-01		5	0.2%

File : GSEC9_2

HHID: Household Unique Identifier in 2013/14

Value	Label	Cases	Percentage
H27007-04-01		5	0.2%
H27008-04-01		5	0.2%
H27403-04-01		5	0.2%
H27404-04-01		5	0.2%
H27406-04-01		5	0.2%
H27408-04-01		5	0.2%
H27409-04-01		5	0.2%
H27901-04-01		5	0.2%
H27902-04-01		5	0.2%
H27903-04-01		5	0.2%
H28307-04-01		5	0.2%
H28309-04-01		5	0.2%
H28310-04-01		5	0.2%
H28501-04-01		5	0.2%
H28502-04-01		5	0.2%
H28503-04-01		5	0.2%
H28504-04-01		5	0.2%
H28505-04-01		5	0.2%
H28505-04-03		5	0.2%
H28702-04-01		5	0.2%
H28703-04-01		5	0.2%
H28705-04-01		5	0.2%
H28706-04-01		5	0.2%
H28709-04-01		5	0.2%
H28807-04-01		5	0.2%
H28810-04-01		5	0.2%
H29101-04-01		5	0.2%
H29401-04-01		5	0.2%
H29403-04-01		5	0.2%
H29404-04-01		5	0.2%
H29602-04-01		5	0.2%
H29603-04-01		5	0.2%
H29604-04-01		5	0.2%
H29605-04-01		5	0.2%
H29606-04-01		5	0.2%
H29902-04-01		5	0.2%
H29902-04-05		5	0.2%
H29903-04-01		5	0.2%
H30302-04-01		5	0.2%
H30303-04-01		5	0.2%
H30304-04-01		5	0.2%
H30306-04-01		5	0.2%
H30307-04-01		5	0.2%

File : GSEC9_2

HHID: Household Unique Identifier in 2013/14

Value	Label	Cases	Percentage
H30405-04-01		5	0.2%
H30407-04-01		5	0.2%
H30409-04-01		5	0.2%
H30411-04-01		5	0.2%
H30412-04-01		5	0.2%
H30701-04-01		5	0.2%
H30701-04-03		5	0.2%
H30702-04-01		5	0.2%
H30703-04-01		5	0.2%
H30703-04-02		5	0.2%
H30704-04-01		5	0.2%
H30706-04-03		5	0.2%
H31701-04-01		5	0.2%
H31702-04-01		5	0.2%
H31703-04-01		5	0.2%
H31703-04-02		5	0.2%
H31706-04-01		5	0.2%
H31706-04-02		5	0.2%
H31901-04-01		5	0.2%
H31902-04-01		5	0.2%
H31904-04-01		5	0.2%
H31907-04-01		5	0.2%
H32101-04-01		5	0.2%
H32102-04-01		5	0.2%
H32104-04-01		5	0.2%
H32105-04-01		5	0.2%
H32108-04-01		5	0.2%
H32801-04-01		5	0.2%
H32805-04-01		5	0.2%
H33601-04-01		5	0.2%
H33602-04-01		5	0.2%
H33603-04-01		5	0.2%
H33604-04-01		5	0.2%
H33607-04-01		5	0.2%
H33701-04-01		5	0.2%
H33704-04-01		5	0.2%
H33705-04-01		5	0.2%
H33801-04-01		5	0.2%
H33802-04-01		5	0.2%
H33803-04-01		5	0.2%
H33804-04-01		5	0.2%
H33805-04-01		5	0.2%
H34201-04-01		5	0.2%

File : GSEC9_2

HHID: Household Unique Identifier in 2013/14

Value	Label	Cases	Percentage
H34202-04-01		5	0.2%
H34203-04-01		5	0.2%
H34204-04-01		5	0.2%
H34205-04-01		5	0.2%
H34401-04-02		5	0.2%
H34402-04-01		5	0.2%
H34403-04-01		5	0.2%
H34404-04-01		5	0.2%
H34405-04-01		5	0.2%
H34502-04-01		5	0.2%
H34504-04-01		5	0.2%
H35001-04-01		5	0.2%
H35002-04-01		5	0.2%
H35003-04-01		5	0.2%
H35004-04-01		5	0.2%
H35005-04-01		5	0.2%
H35201-04-01		5	0.2%
H35202-04-01		5	0.2%
H35203-04-01		5	0.2%
H35204-04-01		4	0.1%
H35205-04-01		5	0.2%
H35501-04-01		5	0.2%
H35502-04-01		5	0.2%
H35503-04-01		5	0.2%
H35504-04-01		5	0.2%
H35505-04-01		5	0.2%
H35701-04-01		5	0.2%
H35702-04-01		5	0.2%
H35704-04-01		5	0.2%
H35705-04-01		5	0.2%
H35801-04-01		5	0.2%
H35802-04-01		5	0.2%
H35803-04-01		5	0.2%
H35804-04-01		5	0.2%
H35805-04-01		5	0.2%
H35901-04-01		5	0.2%
H35902-04-01		5	0.2%
H35903-04-01		5	0.2%
H35904-04-01		5	0.2%
H35905-04-01		5	0.2%
H36001-04-01		5	0.2%
H36002-04-01		5	0.2%
H36004-04-01		5	0.2%

File : GSEC9_2

HHID: Household Unique Identifier in 2013/14

Value	Label	Cases	Percentage
H36005-04-01		5	0.2%
H36301-04-01		5	0.2%
H36307-04-01		5	0.2%
H36308-04-01		5	0.2%
H36501-04-01		5	0.2%
H36502-04-01		5	0.2%
H36503-04-01		5	0.2%
H36504-04-01		5	0.2%
H36505-04-01		5	0.2%
H37001-04-01		5	0.2%
H37003-04-01		5	0.2%
H37004-04-01		5	0.2%
H37403-04-01		5	0.2%
H37404-04-01		5	0.2%
H37407-04-01		5	0.2%
H37604-04-01		5	0.2%
H37609-04-01		5	0.2%
H37701-04-01		5	0.2%
H37702-04-01		5	0.2%
H37703-04-01		5	0.2%
H37704-04-01		5	0.2%
H37705-04-01		5	0.2%
H37802-04-01		5	0.2%
H37803-04-01		5	0.2%
H37806-04-01		5	0.2%
H37809-04-01		5	0.2%
H37810-04-01		5	0.2%
H38201-04-01		5	0.2%
H38202-04-01		5	0.2%
H38203-04-01		5	0.2%
H38204-04-01		5	0.2%
H38205-04-01		5	0.2%
H38501-04-01		5	0.2%
H38502-04-01		5	0.2%
H38503-04-01		5	0.2%
H38504-04-01		5	0.2%
H38505-04-01		5	0.2%
H38801-04-01		5	0.2%
H38802-04-01		5	0.2%
H38803-04-01		5	0.2%
H38804-04-01		5	0.2%
H38805-04-01		5	0.2%
H39401-04-01		5	0.2%

File : GSEC9_2

HHID: Household Unique Identifier in 2013/14

Value	Label	Cases	Percentage
H39402-04-01		5	0.2%
H39403-04-01		5	0.2%
H39404-04-01		5	0.2%
H39405-04-01		5	0.2%
H39801-04-01		5	0.2%
H39802-04-01		5	0.2%
H39803-04-01		5	0.2%
H39804-04-01		5	0.2%
H39805-04-01		5	0.2%
H40001-04-01		5	0.2%
H40002-04-01		5	0.2%
H40003-04-01		5	0.2%
H40004-04-01		5	0.2%
H40005-04-02		5	0.2%
H40102-04-01		5	0.2%
H40103-04-01		5	0.2%
H40104-04-01		5	0.2%
H40105-04-01		5	0.2%
H40301-04-01		5	0.2%
H40302-04-01		5	0.2%
H40303-04-01		5	0.2%
H40304-04-01		5	0.2%
H40305-04-01		5	0.2%
H40401-04-01		5	0.2%
H40402-04-01		5	0.2%
H40403-04-01		5	0.2%
H40404-04-01		5	0.2%
H40405-04-01		5	0.2%
H40501-04-01		5	0.2%
H40502-04-01		5	0.2%
H40503-04-01		5	0.2%
H40504-04-01		5	0.2%
H40505-04-01		5	0.2%
H40601-04-01		5	0.2%
H40602-04-01		5	0.2%
H40603-04-01		5	0.2%
H40605-04-01		5	0.2%
H40701-04-01		5	0.2%
H40702-04-01		5	0.2%
H40703-04-01		5	0.2%
H40704-04-01		5	0.2%
H40705-04-01		5	0.2%
H41403-04-01		5	0.2%

File : GSEC9_2

HHID: Household Unique Identifier in 2013/14

Value	Label	Cases	Percentage
H41404-04-01		5	0.2%
H41405-04-01		5	0.2%
H41701-04-01		5	0.2%
H41702-04-01		5	0.2%
H41703-04-01		5	0.2%
H41705-04-01		5	0.2%
H41901-04-01		5	0.2%
H41902-04-01		5	0.2%
H41903-04-01		5	0.2%
H41904-04-01		5	0.2%
H41905-04-01		5	0.2%
H42001-04-01		5	0.2%
H42002-04-01		5	0.2%
H42003-04-01		5	0.2%
H42006-04-01		5	0.2%
H42008-04-01		5	0.2%
H42201-04-02		5	0.2%
H42202-04-01		5	0.2%
H42203-04-01		5	0.2%
H42205-04-01		5	0.2%
H42206-04-01		5	0.2%
H42301-04-01		5	0.2%
H42302-04-01		5	0.2%
H42303-04-01		5	0.2%
H42304-04-01		5	0.2%
H42305-04-01		5	0.2%
H42401-04-01		5	0.2%
H42402-04-02		5	0.2%
H42403-04-01		5	0.2%
H42404-04-02		5	0.2%
H43001-04-01		5	0.2%
H43002-04-01		5	0.2%
H43004-04-01		5	0.2%
H43005-04-01		5	0.2%
H43008-04-01		5	0.2%

Warning: these figures indicate the number of cases found in the data file. They cannot be interpreted as summary statistics of the population of interest.

h9q15a: Who normally collects the water in this household?

Information		[Type= discrete] [Format=numeric] [Range= 1-6] [Missing=*]		
Statistics [NW/ W]		[Valid=2743 /-] [Invalid=0 /-]		
Value	Label	Cases	Percentage	
1	Boys	549		20.0%
2	Girls	549		20.0%
3	Women	549		20.0%

File : GSEC9_2

h9q15a: Who normally collects the water in this household?

Value	Label	Cases	Percentage
4	Men	549	20.0%
6	Non-HH member	547	19.9%

Warning: these figures indicate the number of cases found in the data file. They cannot be interpreted as summary statistics of the population of interest.

h9q15b: Who normally collects the water in this household?

Information	[Type= discrete] [Format=numeric] [Range= 1-2] [Missing=*]
Statistics [NW/ W]	[Valid=2743 /-] [Invalid=0 /-]

Value	Label	Cases	Percentage
1	Yes	1129	41.2%
2	No	1614	58.8%

Warning: these figures indicate the number of cases found in the data file. They cannot be interpreted as summary statistics of the population of interest.

wgt_X: Cross sectional weight for 2013_2014 panel survey

Information	[Type= continuous] [Format=numeric] [Range= 326.9264221 19141-6452.8603515625] [Missing=*]
Statistics [NW/ W]	[Valid=2743 /-] [Invalid=0 /-]

File : GSEC10_1

HHID: Household Unique Identifier in 2013/14

Information	[Type= discrete] [Format=character] [Missing=*]
-------------	---

Statistics [NW/ W]	[Valid=3117 /-] [Invalid=0 /-]
--------------------	--------------------------------

h10q1: Does this house have electricity?

Information	[Type= discrete] [Format=numeric] [Range= 1-2] [Missing=*]
-------------	--

Statistics [NW/ W]	[Valid=3117 /-] [Invalid=0 /-]
--------------------	--------------------------------

Value	Label	Cases	Percentage
1	Yes	441	<div></div> 14.1%
2	No	2676	<div></div> 85.9%

Warning: these figures indicate the number of cases found in the data file. They cannot be interpreted as summary statistics of the population of interest.

h10q2: How many hours per day do you usually have power, in a season like this?

Information	[Type= continuous] [Format=numeric] [Range= 0-24] [Missing=*]
-------------	---

Statistics [NW/ W]	[Valid=440 /-] [Invalid=2677 /-]
--------------------	----------------------------------

h10q3: How does the household pay for the electricity it uses?

Information	[Type= discrete] [Format=numeric] [Range= 1-8] [Missing=*]
-------------	--

Statistics [NW/ W]	[Valid=441 /-] [Invalid=2676 /-]
--------------------	----------------------------------

Value	Label	Cases	Percentage
1	Bill from power company	222	<div></div> 50.3%
2	Provide in rent	103	<div></div> 23.4%
3	Free use/illegal connections	31	<div></div> 7.0%
4	Pay fee to neighbor	61	<div></div> 13.8%
8	Other (specify)	24	<div></div> 5.4%
Sysmiss		2676	

Warning: these figures indicate the number of cases found in the data file. They cannot be interpreted as summary statistics of the population of interest.

h10q4: What was the quantity of electricity used?

Information	[Type= continuous] [Format=numeric] [Range= 0-144005] [Missing=*]
-------------	---

Statistics [NW/ W]	[Valid=184 /-] [Invalid=2933 /-]
--------------------	----------------------------------

h10q5a: How much did your household pay for electricity in the last month?

Information	[Type= continuous] [Format=numeric] [Range= 0-312432] [Missing=*]
-------------	---

Statistics [NW/ W]	[Valid=306 /-] [Invalid=2811 /-]
--------------------	----------------------------------

h10q5b: How many days were covered in the last electricity billing period?

Information	[Type= continuous] [Format=numeric] [Range= 0-280] [Missing=*]
-------------	--

Statistics [NW/ W]	[Valid=306 /-] [Invalid=2811 /-]
--------------------	----------------------------------

h10q6: Does this house USE a generator?

Information	[Type= discrete] [Format=numeric] [Range= 1-2] [Missing=*]
-------------	--

Statistics [NW/ W]	[Valid=3117 /-] [Invalid=0 /-]
--------------------	--------------------------------

Value	Label	Cases	Percentage
1	Yes	18	<div></div> 0.6%
2	No	3099	<div></div> 99.4%

Warning: these figures indicate the number of cases found in the data file. They cannot be interpreted as summary statistics of the population of interest.

File : GSEC10_1

h10q7a: How much did your household pay for diesel for your generator in the last month?

Information	[Type= continuous] [Format=numeric] [Range= 0-33000] [Missing=*]
Statistics [NW/ W]	[Valid=18 /-] [Invalid=3099 /-]

h10q7b: How many litres of diesel is used last month? (DIESEL IN LITRES)

Information	[Type= continuous] [Format=numeric] [Range= 0-10] [Missing=*]
Statistics [NW/ W]	[Valid=18 /-] [Invalid=3099 /-]

h10q7c: How much did household pay for fuel for your generator in the last month?

Information	[Type= continuous] [Format=numeric] [Range= 0-76000] [Missing=*]
Statistics [NW/ W]	[Valid=18 /-] [Invalid=3099 /-]

h10q7d: How much did household pay for fuel for your generator in the last month?

Information	[Type= continuous] [Format=numeric] [Range= 0-20] [Missing=*]
Statistics [NW/ W]	[Valid=18 /-] [Invalid=3099 /-]

h10q9: Which is the stove used most often by this household?

Information	[Type= discrete] [Format=numeric] [Range= 1-9] [Missing=*]
Statistics [NW/ W]	[Valid=3096 /-] [Invalid=21 /-]

Value	Label	Cases	Percentage
1	Electric	10	0.3%
2	LPG	9	0.3%
3	Kerosene	24	0.8%
4	Wood / Sawdust Burning	17	0.5%
5	Efficient Wood Burning	18	0.6%
6	Charcoal	640	20.7%
7	Other Biomass Burning	3	0.1%
8	Open fire	2338	75.5%
9	Other (specify)	37	1.2%
Sysmiss		21	

Warning: these figures indicate the number of cases found in the data file. They cannot be interpreted as summary statistics of the population of interest.

h10q10: Does this [MAIN STOVE] have a chimney?

Information	[Type= discrete] [Format=numeric] [Range= 1-2] [Missing=*]
Statistics [NW/ W]	[Valid=3070 /-] [Invalid=47 /-]

Value	Label	Cases	Percentage
1	Yes	191	6.2%
2	No	2879	93.8%
Sysmiss		47	

Warning: these figures indicate the number of cases found in the data file. They cannot be interpreted as summary statistics of the population of interest.

h10q11: Approximately how many hours a day is the [MAIN STOVE] in use (burning/on) by th




Information	[Type= continuous] [Format=numeric] [Range= 0-20] [Missing=*]
Statistics [NW/ W]	[Valid=3088 /-] [Invalid=29 /-]

h10q12: Where is the [MAIN STOVE] located?

Information	[Type= discrete] [Format=numeric] [Range= 1-3] [Missing=*]
Statistics [NW/ W]	[Valid=3080 /-] [Invalid=37 /-]

File : GSEC10_1

h10q12: Where is the [MAIN STOVE] located?

Value	Label	Cases	Percentage
1	In a separate kitchen	2147	 69.7%
2	In a room in the dwelling not just devoted to cooking	220	 7.1%
3	In an outdoor space	713	 23.1%
Sysmiss		37	

Warning: these figures indicate the number of cases found in the data file. They cannot be interpreted as summary statistics of the population of interest.

wgt_X: Cross sectional weight for 2013_2014 panel survey

Information	[Type= continuous] [Format=numeric] [Range= 314.975738525391-6452.8603515625] [Missing=*]
Statistics [NW/ W]	[Valid=3117 /-] [Invalid=0 /-]

File : GSEC10_2

HHID: Household Unique Identifier in 2013/14

Information	[Type= discrete] [Format=character] [Missing=*]
Statistics [NW/ W]	[Valid=28045 /-] [Invalid=0 /-]

h10q8_1: STOVE ID

Information	[Type= discrete] [Format=numeric] [Range= 1-9] [Missing=*]
Statistics [NW/ W]	[Valid=28045 /-] [Invalid=0 /-]

Value	Label	Cases	Percentage
1	Electric	3116	11.1%
2	LPG	3116	11.1%
3	Kerosene	3116	11.1%
4	Wood / Sawdust Burning	3116	11.1%
5	Efficient Wood Burning	3116	11.1%
6	Charcoal	3116	11.1%
7	Other Biomass Burning	3116	11.1%
8	Open fire	3117	11.1%
9	Other (specify)	3116	11.1%

Warning: these figures indicate the number of cases found in the data file. They cannot be interpreted as summary statistics of the population of interest.

h10q8_2: Which of the following types of stoves are used by this household?

Information	[Type= discrete] [Format=numeric] [Range= 1-2] [Missing=*]
Statistics [NW/ W]	[Valid=28045 /-] [Invalid=0 /-]

Value	Label	Cases	Percentage
1	Yes	4116	14.7%
2	No	23929	85.3%

Warning: these figures indicate the number of cases found in the data file. They cannot be interpreted as summary statistics of the population of interest.

wgt_X: Cross sectional weight for 2013_2014 panel survey

Information	[Type= continuous] [Format=numeric] [Range= 314.975738525391-6452.8603515625] [Missing=*]
Statistics [NW/ W]	[Valid=28045 /-] [Invalid=0 /-]

File : GSEC10_3

HHID: Household Unique Identifier in 2013/14

Information	[Type= discrete] [Format=character] [Missing=*]
-------------	---

Statistics [NW/ W]	[Valid=24928 /-] [Invalid=0 /-]
--------------------	---------------------------------

h10q13: FUEL ID

Information	[Type= discrete] [Format=numeric] [Range= 1-8] [Missing=*]
-------------	--

Statistics [NW/ W]	[Valid=24928 /-] [Invalid=0 /-]
--------------------	---------------------------------

Value	Label	Cases	Percentage	
1	Firewood	3117	<div></div>	12.5%
2	Dung	3116	<div></div>	12.5%
3	Crop Residue	3116	<div></div>	12.5%
4	Kerosene	3117	<div></div>	12.5%
5	LPG	3115	<div></div>	12.5%
6	Charcoal	3116	<div></div>	12.5%
7	Solar	3115	<div></div>	12.5%
8	Electricity	3116	<div></div>	12.5%

Warning: these figures indicate the number of cases found in the data file. They cannot be interpreted as summary statistics of the population of interest.

h10q14: FUEL ID (YES/No)

Information	[Type= discrete] [Format=numeric] [Range= 1-2] [Missing=*]
-------------	--

Statistics [NW/ W]	[Valid=24928 /-] [Invalid=0 /-]
--------------------	---------------------------------

Value	Label	Cases	Percentage	
1	Yes	6435	<div></div>	25.8%
2	No	18493	<div></div>	74.2%

Warning: these figures indicate the number of cases found in the data file. They cannot be interpreted as summary statistics of the population of interest.

h10q15a: Do you use this [FUEL] for Cooking?

Information	[Type= discrete] [Format=numeric] [Range= 1-2] [Missing=*]
-------------	--

Statistics [NW/ W]	[Valid=6434 /-] [Invalid=18494 /-]
--------------------	------------------------------------

Value	Label	Cases	Percentage	
1	Yes	3834	<div></div>	59.6%
2	No	2600	<div></div>	40.4%
Sysmiss		18494		

Warning: these figures indicate the number of cases found in the data file. They cannot be interpreted as summary statistics of the population of interest.

h10q15b: Do you use this [FUEL] for Lighting ?

Information	[Type= discrete] [Format=numeric] [Range= 1-2] [Missing=*]
-------------	--

Statistics [NW/ W]	[Valid=6433 /-] [Invalid=18495 /-]
--------------------	------------------------------------

Value	Label	Cases	Percentage	
1	Yes	2796	<div></div>	43.5%
2	No	3637	<div></div>	56.5%
Sysmiss		18495		

Warning: these figures indicate the number of cases found in the data file. They cannot be interpreted as summary statistics of the population of interest.

h10q15c: Do you use this [FUEL] for Heating?

Information	[Type= discrete] [Format=numeric] [Range= 1-2] [Missing=*]
-------------	--

Statistics [NW/ W]	[Valid=6432 /-] [Invalid=18496 /-]
--------------------	------------------------------------

File : GSEC10_3

h10q15c: Do you use this [FUEL] for Heating?

Value	Label	Cases	Percentage
1	Yes	389	6.0%
2	No	6043	94.0%
Sysmiss		18496	

Warning: these figures indicate the number of cases found in the data file. They cannot be interpreted as summary statistics of the population of interest.

h10q16: Where do you get most of [FUEL]?

Information	[Type= discrete] [Format=numeric] [Range= 1-6] [Missing=*]
Statistics [NW/ W]	[Valid=5854 /-] [Invalid=19074 /-]

Value	Label	Cases	Percentage
1	Purchase from shop	1740	29.7%
2	Purchase from marketplace	1142	19.5%
3	Purchase from public utility	369	6.3%
4	Purchase on the black market	61	1.0%
5	Gather / collect from own land	820	14.0%
6	Gather / collect from village	1722	29.4%
Sysmiss		19074	

Warning: these figures indicate the number of cases found in the data file. They cannot be interpreted as summary statistics of the population of interest.

h10q17a: How much did your household pay for the [FUEL] used in the last month? shillings

Information	[Type= continuous] [Format=numeric] [Range= 0-250000] [Missing=*]
Statistics [NW/ W]	[Valid=3310 /-] [Invalid=21618 /-]

h10q17b: How much did your household pay for the [FUEL] used in the last month? quantity

Information	[Type= continuous] [Format=numeric] [Range= 0-350] [Missing=*]
Statistics [NW/ W]	[Valid=3312 /-] [Invalid=21616 /-]

h10q17c: How much did your household pay for the [FUEL] used in the last month? unit

Information	[Type= discrete] [Format=numeric] [Range= 1-133] [Missing=*]
Statistics [NW/ W]	[Valid=3312 /-] [Invalid=21616 /-]

Value	Label	Cases	Percentage
1	Kg	30	0.9%
3	Litre	1753	52.9%
9	Sack (120kgs)	57	1.7%
10	Sack (100kgs)	184	5.6%
11	Sack (80kgs)	59	1.8%
12	Sack (50kgs)	49	1.5%
13	Sack (unspecified)	2	0.1%
20	Tin(Ddebbe)-20ltrs	22	0.7%
21	Tin - 5ltrs	74	2.2%
22	Plastic basin - 15ltrs	144	4.3%
85	Number of Units - general	0	
87	Piece -big	15	0.5%
88	Piece -medium	15	0.5%
89	Piece -small	1	0.0%
90	Heap - Large	11	0.3%

File : GSEC10_3

h10q17c: How much did your household pay for the [FUEL] used in the last month? unit

Value	Label	Cases	Percentage
91	Heap - Medium	42	1.3%
92	Heap - Small	54	1.6%
96	Bundle - big	67	2.0%
97	Bundle - medium	79	2.4%
98	Bundle -small	59	1.8%
99	Other	117	3.5%
123	Akendo - big	147	4.4%
124	Akendo - medium	105	3.2%
125	Akendo - small	178	5.4%
133	Sadolin tin - 3ltrs	48	1.4%
Sysmiss		21616	

Warning: these figures indicate the number of cases found in the data file. They cannot be interpreted as summary statistics of the population of interest.

wgt_X: Cross sectional weight for 2013_2014 panel survey

Information	[Type= continuous] [Format=numeric] [Range= 314.975738525391-6452.8603515625] [Missing=*]
Statistics [NW/ W]	[Valid=24928 /-] [Invalid=0 /-]

File : GSEC11A

HHID: Household Unique Identifier in 2013/14

Information	[Type= discrete] [Format=character] [Missing=*]
Statistics [NW/ W]	[Valid=3118 /-] [Invalid=0 /-]

h11q1: What is the household's most important source of earnings during last 12 months?

Information	[Type= discrete] [Format=numeric] [Range= 1-96] [Missing=*]
Statistics [NW/ W]	[Valid=3118 /-] [Invalid=0 /-]

Value	Label	Cases	Percentage
1	Subsistence farming	1454	46.6%
2	Commercial farming	49	1.6%
3	Wage employment	674	21.6%
4	Non-agricultural enterprises	710	22.8%
5	Property income	39	1.3%
6	Transfers (pension, allowances, social security benefits,)	6	0.2%
7	Remittances	161	5.2%
8	Organizational support (e.g. food aid, WFP, NGOs etc)	0	
96	Other (specify)	25	0.8%

Warning: these figures indicate the number of cases found in the data file. They cannot be interpreted as summary statistics of the population of interest.

h11q2: SOURCE OF INCOME CODE

Information	[Type= discrete] [Format=numeric] [Range= 21-45] [Missing=*]
Statistics [NW/ W]	[Valid=3118 /-] [Invalid=0 /-]

Value	Label	Cases	Percentage
21	Net actual rents received from building/property	3118	100.0%
22	Net rent received from land	0	
23	Royalties	0	
31	Interest received from current account	0	
32	Interest from other type of account	0	
33	Interest from shares	0	
34	Dividends	0	
35	Payments from bonds	0	
36	Payments from treasury bills	0	
41	Pension and life insurance annuity benefits	0	
42	Remittances and assistance received locally (elsewhere in the country)	0	
43	Remittances and assistance received from abroad	0	
44	Income from the sale of assets excluding livestock	0	
45	Other, NON HH ENTERPRISE income (inheritance, alimony, scholarship, etc.)	0	

Warning: these figures indicate the number of cases found in the data file. They cannot be interpreted as summary statistics of the population of interest.

h11q4: Has the household received any income from [...] in the past 12 months?

Information	[Type= discrete] [Format=numeric] [Range= 1-2] [Missing=*]
Statistics [NW/ W]	[Valid=3118 /-] [Invalid=0 /-]

Value	Label	Cases	Percentage
1	Yes	241	7.7%

File : GSEC11A

h11q4: Has the household received any income from [...] in the past 12 months?

Value	Label	Cases	Percentage
2	No	2877	92.3%

Warning: these figures indicate the number of cases found in the data file. They cannot be interpreted as summary statistics of the population of interest.

h11q5: Amount received during the past 12 months.[SHILLINGS]

Information	[Type= continuous] [Format=numeric] [Range= 8000-35000000] [Missing=*]
Statistics [NW/ W]	[Valid=241 /-] [Invalid=2877 /-]

h11q6: Amount received [IN-KIND]during the past 12 months.[SHILLINGS]

Information	[Type= continuous] [Format=numeric] [Range= 40000-500000] [Missing=*]
Statistics [NW/ W]	[Valid=5 /-] [Invalid=3113 /-]

h11q6a: Who in the household controls/decides on the use of cash/in-kind payments from t

Information	[Type= discrete] [Format=character] [Missing=*]
Statistics [NW/ W]	[Valid=233 /-] [Invalid=0 /-]

Value	Label	Cases	Percentage
-777		6	2.6%
P00208-001		1	0.4%
P00211-001		1	0.4%
P00213-001		1	0.4%
P00707-001		1	0.4%
P00810-001		1	0.4%
P00811-001		1	0.4%
P01209-003		1	0.4%
P01604-001		1	0.4%
P01607-001		1	0.4%
P01806-001		1	0.4%
P01809-001		1	0.4%
P01813-001		1	0.4%
P02110-001		1	0.4%
P02207-001		1	0.4%
P02507-001		1	0.4%
P02608-001		1	0.4%
P02710-001		1	0.4%
P02711-001		1	0.4%
P03005-001		1	0.4%
P03006-001		1	0.4%
P03010-001		1	0.4%
P03401-006		1	0.4%
P03409-004		1	0.4%
P03410-001		1	0.4%
P03602-001		1	0.4%
P03607-001		1	0.4%
P03608-001		1	0.4%
P03807-001		1	0.4%

File : GSEC11A

h11q6a: Who in the household controls/decides on the use of cash/in-kind payments from t

Value	Label	Cases	Percentage
P03907-001		1	0.4%
P03909-001		1	0.4%
P04001-001		1	0.4%
P04207-001		1	0.4%
P04905-001		1	0.4%
P05010-001		1	0.4%
P05102-001		1	0.4%
P05904-001		1	0.4%
P05910-001		1	0.4%
P06009-001		1	0.4%
P06309-001		1	0.4%
P06310-001		1	0.4%
P06310-016		1	0.4%
P06405-001		1	0.4%
P06409-002		1	0.4%
P06608-001		1	0.4%
P06810-001		1	0.4%
P06901-001		1	0.4%
P07003-001		1	0.4%
P07008-001		1	0.4%
P07406-002		1	0.4%
P07408-001		1	0.4%
P07502-001		1	0.4%
P08302-007		1	0.4%
P08303-001		1	0.4%
P08308-001		1	0.4%
P08507-001		1	0.4%
P08603-001		1	0.4%
P09103-001		1	0.4%
P09410-001		1	0.4%
P09514-001		1	0.4%
P09609-001		1	0.4%
P09701-001		1	0.4%
P09705-001		1	0.4%
P09710-002		1	0.4%
P09901-016		1	0.4%
P09908-001		1	0.4%
P10002-001		1	0.4%
P10003-002		1	0.4%
P10009-001		1	0.4%
P10011-001		1	0.4%
P10207-001		1	0.4%
P10304-001		1	0.4%

File : GSEC11A

h11q6a: Who in the household controls/decides on the use of cash/in-kind payments from t

Value	Label	Cases	Percentage
P10311-001		1	0.4%
P10312-001		1	0.4%
P10710-001		1	0.4%
P10710-032		1	0.4%
P10905-001		1	0.4%
P11406-001		1	0.4%
P11502-005		1	0.4%
P11506-001		1	0.4%
P11506-009		1	0.4%
P11506-018		1	0.4%
P11509-002		1	0.4%
P12310-001		1	0.4%
P12402-001		1	0.4%
P12404-001		1	0.4%
P12411-001		1	0.4%
P12509-001		1	0.4%
P12704-001		1	0.4%
P12709-001		1	0.4%
P13310-001		1	0.4%
P13310-016		1	0.4%
P14010-010		1	0.4%
P15101-002		1	0.4%
P15104-001		1	0.4%
P15109-010		1	0.4%
P15310-001		1	0.4%
P16309-001		1	0.4%
P16510-001		1	0.4%
P16609-002		1	0.4%
P17203-001		1	0.4%
P17610-001		1	0.4%
P17708-001		1	0.4%
P18011-001		1	0.4%
P18305-004		1	0.4%
P18307-002		1	0.4%
P19001-001		1	0.4%
P19401-001		1	0.4%
P19402-001		1	0.4%
P19604-001		1	0.4%
P19702-010		1	0.4%
P20004-002		1	0.4%
P20503-001		1	0.4%
P20505-002		1	0.4%
P20507-021		1	0.4%

File : GSEC11A

h11q6a: Who in the household controls/decides on the use of cash/in-kind payments from t

Value	Label	Cases	Percentage
P20508-001		1	0.4%
P20509-001		1	0.4%
P20510-003		1	0.4%
P20601-002		1	0.4%
P20602-002		1	0.4%
P20604-001		1	0.4%
P20910-001		1	0.4%
P22002-001		1	0.4%
P22004-006		1	0.4%
P22014-001		1	0.4%
P22110-011		2	0.9%
P22510-001		1	0.4%
P23606-001		1	0.4%
P23806-001		1	0.4%
P23808-001		1	0.4%
P23812-001		1	0.4%
P24203-001		1	0.4%
P25410-001		1	0.4%
P25607-001		1	0.4%
P26010-001		1	0.4%
P26507-001		1	0.4%
P26603-006		1	0.4%
P26603-010		1	0.4%
P28108-011		1	0.4%
P29202-001		1	0.4%
P29205-001		1	0.4%
P29209-001		1	0.4%
P29210-016		1	0.4%
P29402-001		1	0.4%
P29410-001		1	0.4%
P29803-003		1	0.4%
P29807-001		1	0.4%
P30008-002		1	0.4%
P30502-001		1	0.4%
P30502-014		1	0.4%
P30503-001		1	0.4%
P30510-001		1	0.4%
P30511-004		1	0.4%
P30607-001		1	0.4%
P30706-008		1	0.4%
P30709-001		1	0.4%
P30904-001		1	0.4%
P30910-001		1	0.4%

File : GSEC11A

h11q6a: Who in the household controls/decides on the use of cash/in-kind payments from t

Value	Label	Cases	Percentage
P31706-007		1	0.4%
P32402-001		1	0.4%
P32408-001		1	0.4%
P32504-002		1	0.4%
P32702-002		1	0.4%
P32708-002		1	0.4%
P32801-001		1	0.4%
P32802-001		1	0.4%
P32804-001		1	0.4%
P32901-001		1	0.4%
P32909-001		1	0.4%
P33001-001		1	0.4%
P33005-001		1	0.4%
P33202-001		1	0.4%
P33205-001		1	0.4%
P33307-001		1	0.4%
P33308-001		1	0.4%
P33401-001		1	0.4%
P33403-002		1	0.4%
P33404-001		1	0.4%
P33406-001		1	0.4%
P33603-001		1	0.4%
P33606-001		1	0.4%
P33707-002		1	0.4%
P34003-001		1	0.4%
P34206-001		1	0.4%
P34501-001		1	0.4%
P34503-001		1	0.4%
P34610-001		1	0.4%
P34902-001		1	0.4%
P34903-001		1	0.4%
P35001-001		1	0.4%
P35108-001		1	0.4%
P35205-001		1	0.4%
P35206-001		1	0.4%
P35210-001		1	0.4%
P35301-001		1	0.4%
P35304-001		1	0.4%
P35701-003		1	0.4%
P35704-001		1	0.4%
P35707-001		1	0.4%
P35710-002		1	0.4%
P35810-001		1	0.4%

File : GSEC11A

h11q6a: Who in the household controls/decides on the use of cash/in-kind payments from t

Value	Label	Cases	Percentage
P35910-001		1	0.4%
P36107-002		1	0.4%
P36210-003		1	0.4%
P36308-001		1	0.4%
P36406-001		1	0.4%
P36705-001		1	0.4%
P36905-001		1	0.4%
P37002-001		1	0.4%
P37007-001		1	0.4%
P37704-001		1	0.4%
P38109-001		1	0.4%
P38201-001		1	0.4%
P38701-001		1	0.4%
P38705-001		1	0.4%
P38905-001		1	0.4%
P40405-001		1	0.4%
P40603-001		1	0.4%
P40610-001		1	0.4%
P41501-001		1	0.4%
P41605-001		1	0.4%
P41610-001		1	0.4%
P41710-001		1	0.4%
P42603-001		1	0.4%
P42801-002		1	0.4%
P42905-001		1	0.4%
P43002-001		1	0.4%

Warning: these figures indicate the number of cases found in the data file. They cannot be interpreted as summary statistics of the population of interest.

h11q6b: Who in the household controls/decides on the use of cash/in-kind payments from t

Information		[Type= discrete] [Format=character] [Missing=*]	
Statistics [NW/ W]		[Valid=237 /-] [Invalid=0 /-]	
Value	Label	Cases	Percentage
-111		143	<div></div> 60.3%
-777		1	0.4%
P00208-002		1	0.4%
P00810-002		1	0.4%
P00811-002		1	0.4%
P01209-004		1	0.4%
P01806-010		1	0.4%
P02110-002		1	0.4%
P02608-009		1	0.4%
P03006-002		1	0.4%
P03401-002		1	0.4%
P03410-002		1	0.4%

File : GSEC11A

h11q6b: Who in the household controls/decides on the use of cash/in-kind payments from t

Value	Label	Cases	Percentage
P04207-002		1	0.4%
P04905-002		1	0.4%
P05010-002		1	0.4%
P06310-002		1	0.4%
P06405-007		1	0.4%
P06409-001		1	0.4%
P06608-002		1	0.4%
P09103-002		1	0.4%
P09410-002		1	0.4%
P09514-007		1	0.4%
P09609-002		1	0.4%
P09710-001		1	0.4%
P09901-013		1	0.4%
P09908-002		1	0.4%
P10003-001		1	0.4%
P10009-007		1	0.4%
P10710-002		1	0.4%
P10905-002		1	0.4%
P11506-002		1	0.4%
P11506-010		1	0.4%
P11509-001		1	0.4%
P12402-011		1	0.4%
P12404-002		1	0.4%
P13310-017		1	0.4%
P14010-001		1	0.4%
P16510-002		1	0.4%
P17203-002		1	0.4%
P18307-001		1	0.4%
P19401-002		1	0.4%
P20004-005		1	0.4%
P20503-002		1	0.4%
P20505-001		1	0.4%
P20601-008		1	0.4%
P20602-003		1	0.4%
P20910-002		1	0.4%
P22014-002		1	0.4%
P22110-012		1	0.4%
P22510-002		1	0.4%
P24203-002		1	0.4%
P26010-002		1	0.4%
P26507-008		1	0.4%
P28108-003		1	0.4%
P29202-002		1	0.4%

File : GSEC11A

h11q6b: Who in the household controls/decides on the use of cash/in-kind payments from t

Value	Label	Cases	Percentage
P29205-002		1	0.4%
P29209-018		1	0.4%
P29410-002		1	0.4%
P29803-004		1	0.4%
P30502-002		1	0.4%
P30503-002		1	0.4%
P32408-002		1	0.4%
P32702-001		1	0.4%
P32901-002		1	0.4%
P32909-004		1	0.4%
P33001-002		1	0.4%
P33202-002		1	0.4%
P33205-002		1	0.4%
P33401-002		1	0.4%
P33403-001		1	0.4%
P33404-002		1	0.4%
P33606-002		1	0.4%
P33707-001		1	0.4%
P34003-002		1	0.4%
P34503-002		1	0.4%
P34903-002		1	0.4%
P35210-002		1	0.4%
P35301-003		1	0.4%
P35304-002		1	0.4%
P35704-003		1	0.4%
P35810-002		1	0.4%
P36107-001		1	0.4%
P36406-002		1	0.4%
P36705-002		1	0.4%
P37704-002		1	0.4%
P38109-002		1	0.4%
P38701-002		1	0.4%
P38705-002		1	0.4%
P38905-002		1	0.4%
P40405-002		1	0.4%
P40603-005		1	0.4%
P41605-002		1	0.4%
P41610-002		1	0.4%
P41710-002		1	0.4%
P43002-002		1	0.4%

Warning: these figures indicate the number of cases found in the data file. They cannot be interpreted as summary statistics of the population of interest.

h11q7: What were the common uses for the remittances and assistance received?

Information [Type= discrete] [Format=numeric] [Range= 1-96] [Missing=*]

File : GSEC11A

h11q7: What were the common uses for the remittances and assistance received?

Statistics [NW/ W] [Valid=0 /-] [Invalid=3118 /-]

Value	Label	Cases	Percentage
1	Buy land	0	
2	Buy livestock	0	
3	Buy farm tools and implements	0	
4	Buy farm inputs such as seeds, fertilizer, pesticides	0	
5	Purchase inputs/working capital for non-farm enterprises	0	
6	Pay for building materials (To buy house)	0	
7	Buy consumption goods and services	0	
8	Pay for education expenses	0	
9	Pay for health expenses	0	
10	Pay for ceremonial expenses	0	
96	other (specify)	0	
Sysmiss		3118	

Warning: these figures indicate the number of cases found in the data file. They cannot be interpreted as summary statistics of the population of interest.

wgt_X: Cross sectional weight for 2013_2014 panel survey

Information [Type= continuous] [Format=numeric] [Range= 314.975738525391-6452.8603515625] [Missing=*]

Statistics [NW/ W] [Valid=3118 /-] [Invalid=0 /-]

File : GSEC11B

HHID: Household Unique Identifier in 2013/14

Information	[Type= discrete] [Format=character] [Missing=*]
Statistics [NW/ W]	[Valid=43637 /-] [Invalid=0 /-]

h11q2: SOURCE OF INCOME CODE

Information	[Type= discrete] [Format=numeric] [Range= 21-45] [Missing=*]
Statistics [NW/ W]	[Valid=43637 /-] [Invalid=0 /-]

Value	Label	Cases	Percentage
21	Net actual rents received from building/property	3118	7.1%
22	Net rent received from land	3118	7.1%
23	Royalties	3117	7.1%
31	Interest received from current account	3117	7.1%
32	Interest from other type of account	3117	7.1%
33	Interest from shares	3117	7.1%
34	Dividends	3117	7.1%
35	Payments from bonds	3117	7.1%
36	Payments from treasury bills	3117	7.1%
41	Pension and life insurance annuity benefits	3117	7.1%
42	Remittances and assistance received locally (elsewhere in the country)	3116	7.1%
43	Remittances and assistance received from abroad	3117	7.1%
44	Income from the sale of assets excluding livestock	3116	7.1%
45	Other, NON HH ENTERPRISE income (inheritance, alimony, scholarship, etc.)	3116	7.1%

Warning: these figures indicate the number of cases found in the data file. They cannot be interpreted as summary statistics of the population of interest.

h11q4: Has the household received any income from [...] in the past 12 months?

Information	[Type= discrete] [Format=numeric] [Range= 1-2] [Missing=*]
Statistics [NW/ W]	[Valid=43637 /-] [Invalid=0 /-]

Value	Label	Cases	Percentage
1	Yes	1376	3.2%
2	No	42261	96.8%

Warning: these figures indicate the number of cases found in the data file. They cannot be interpreted as summary statistics of the population of interest.

h11q5: Amount received during the past 12 months.[SHILLINGS]

Information	[Type= continuous] [Format=numeric] [Range= 0-35000000] [Missing=*]
Statistics [NW/ W]	[Valid=1376 /-] [Invalid=42261 /-]

h11q6: Amount received [IN-KIND]during the past 12 months.[SHILLINGS]

Information	[Type= continuous] [Format=numeric] [Range= 0-7000000] [Missing=*]
Statistics [NW/ W]	[Valid=1336 /-] [Invalid=42301 /-]

h11q6a: Who in the household controls/decides on the use of cash/in-kind payments from t

Information	[Type= discrete] [Format=character] [Missing=*]
Statistics [NW/ W]	[Valid=1350 /-] [Invalid=0 /-]

h11q6b: Who in the household controls/decides on the use of cash/in-kind payments from t

Information	[Type= discrete] [Format=character] [Missing=*]
-------------	---

File : GSEC11B

h11q6b: Who in the household controls/decides on the use of cash/in-kind payments from t

Statistics [NW/ W] [Valid=1381 /-] [Invalid=0 /-]

Value	Label	Cases	Percentage
-111		903	65.4%
-777		20	1.4%
P00208-002		2	0.1%
P00211-004		1	0.1%
P00704-002		1	0.1%
P00810-002		1	0.1%
P00811-002		1	0.1%
P01209-004		1	0.1%
P01806-001		1	0.1%
P01806-010		1	0.1%
P02110-002		1	0.1%
P02310-001		1	0.1%
P02608-009		1	0.1%
P02803-002		1	0.1%
P03006-002		2	0.1%
P03401-002		1	0.1%
P03410-002		1	0.1%
P03512-001		1	0.1%
P03601-009		1	0.1%
P03604-031		1	0.1%
P03705-004		2	0.1%
P03707-002		1	0.1%
P03707-013		1	0.1%
P03711-008		1	0.1%
P03906-006		1	0.1%
P03909-027		1	0.1%
P04001-001		1	0.1%
P04002-002		1	0.1%
P04010-002		1	0.1%
P04011-002		1	0.1%
P04207-002		2	0.1%
P04603-002		1	0.1%
P04604-002		1	0.1%
P04606-020		1	0.1%
P04607-004		1	0.1%
P04806-001		2	0.1%
P04808-001		1	0.1%
P04905-002		1	0.1%
P04910-002		1	0.1%
P05005-016		1	0.1%
P05010-002		1	0.1%
P05108-002		2	0.1%

File : GSEC11B

h11q6b: Who in the household controls/decides on the use of cash/in-kind payments from t

Value	Label	Cases	Percentage
P05302-002		1	0.1%
P05304-002		1	0.1%
P05308-002		1	0.1%
P05710-002		1	0.1%
P05711-002		1	0.1%
P06008-005		1	0.1%
P06109-002		2	0.1%
P06110-002		1	0.1%
P06302-002		1	0.1%
P06310-002		2	0.1%
P06405-007		2	0.1%
P06409-001		1	0.1%
P06411-002		1	0.1%
P06608-002		1	0.1%
P06902-001		1	0.1%
P06914-001		2	0.1%
P07007-002		1	0.1%
P07304-002		1	0.1%
P07310-004		3	0.2%
P07502-001		1	0.1%
P07502-039		1	0.1%
P08102-004		1	0.1%
P08506-002		1	0.1%
P08509-002		1	0.1%
P08609-005		1	0.1%
P08611-002		2	0.1%
P08701-002		1	0.1%
P08710-002		1	0.1%
P08806-002		1	0.1%
P08810-007		1	0.1%
P08811-001		1	0.1%
P09008-001		1	0.1%
P09011-002		1	0.1%
P09103-002		1	0.1%
P09110-002		1	0.1%
P09410-002		1	0.1%
P09514-007		1	0.1%
P09609-002		2	0.1%
P09710-001		3	0.2%
P09901-013		3	0.2%
P09905-002		1	0.1%
P09908-002		2	0.1%
P10003-001		1	0.1%

File : GSEC11B

h11q6b: Who in the household controls/decides on the use of cash/in-kind payments from t

Value	Label	Cases	Percentage
P10004-002		1	0.1%
P10009-007		1	0.1%
P10010-002		1	0.1%
P10706-002		1	0.1%
P10709-002		1	0.1%
P10710-002		1	0.1%
P10710-018		2	0.1%
P10802-002		1	0.1%
P10807-002		1	0.1%
P10810-002		1	0.1%
P10905-002		1	0.1%
P10906-002		1	0.1%
P10909-059		1	0.1%
P11003-002		1	0.1%
P11414-002		1	0.1%
P11502-002		1	0.1%
P11506-002		1	0.1%
P11506-010		2	0.1%
P11509-001		1	0.1%
P11510-006		1	0.1%
P11808-006		1	0.1%
P11810-003		1	0.1%
P11902-002		1	0.1%
P11905-001		1	0.1%
P11908-001		1	0.1%
P12001-003		1	0.1%
P12008-001		1	0.1%
P12008-002		2	0.1%
P12311-002		1	0.1%
P12401-001		1	0.1%
P12401-002		1	0.1%
P12402-011		2	0.1%
P12404-002		1	0.1%
P12408-008		1	0.1%
P12409-001		1	0.1%
P12411-002		1	0.1%
P12504-002		1	0.1%
P12510-002		1	0.1%
P12601-007		1	0.1%
P12604-009		1	0.1%
P12605-002		1	0.1%
P12609-001		1	0.1%
P12701-007		1	0.1%

File : GSEC11B

h11q6b: Who in the household controls/decides on the use of cash/in-kind payments from t

Value	Label	Cases	Percentage
P12703-007		1	0.1%
P12708-013		1	0.1%
P12806-002		1	0.1%
P12808-002		1	0.1%
P12809-002		1	0.1%
P12809-009		1	0.1%
P12810-002		3	0.2%
P12903-002		1	0.1%
P12904-002		1	0.1%
P13006-059		1	0.1%
P13103-002		1	0.1%
P13107-015		1	0.1%
P13108-002		1	0.1%
P13109-002		1	0.1%
P13203-003		1	0.1%
P13209-002		1	0.1%
P13309-002		2	0.1%
P13310-017		1	0.1%
P13310-029		1	0.1%
P14010-001		1	0.1%
P14402-002		1	0.1%
P14903-013		1	0.1%
P15005-002		1	0.1%
P15008-002		1	0.1%
P15302-002		1	0.1%
P15504-002		1	0.1%
P15506-003		1	0.1%
P15909-002		2	0.1%
P16404-002		1	0.1%
P16409-009		1	0.1%
P16509-002		1	0.1%
P16510-002		1	0.1%
P16705-002		1	0.1%
P16806-012		1	0.1%
P17006-002		1	0.1%
P17110-001		1	0.1%
P17201-003		1	0.1%
P17203-002		2	0.1%
P17210-002		1	0.1%
P17310-002		1	0.1%
P17401-003		1	0.1%
P17403-002		1	0.1%
P17608-003		1	0.1%

File : GSEC11B

h11q6b: Who in the household controls/decides on the use of cash/in-kind payments from t

Value	Label	Cases	Percentage
P18001-002		1	0.1%
P18010-005		1	0.1%
P18106-005		1	0.1%
P18205-003		1	0.1%
P18206-012		1	0.1%
P18307-001		1	0.1%
P18309-002		1	0.1%
P18311-002		1	0.1%
P18802-002		1	0.1%
P18806-002		1	0.1%
P19106-011		1	0.1%
P19107-001		1	0.1%
P19207-007		1	0.1%
P19208-002		1	0.1%
P19212-001		1	0.1%
P19401-002		1	0.1%
P19510-002		1	0.1%
P19604-002		1	0.1%
P19605-008		1	0.1%
P19607-003		1	0.1%
P19708-002		2	0.1%
P20004-005		1	0.1%
P20005-005		1	0.1%
P20005-009		1	0.1%
P20005-010		1	0.1%
P20010-006		1	0.1%
P20203-002		1	0.1%
P20207-012		1	0.1%
P20209-001		1	0.1%
P20503-002		1	0.1%
P20505-001		2	0.1%
P20601-008		2	0.1%
P20602-003		2	0.1%
P20610-002		1	0.1%
P20610-031		1	0.1%
P20811-012		1	0.1%
P20906-013		1	0.1%
P20908-002		2	0.1%
P20910-002		1	0.1%
P21407-002		1	0.1%
P21502-006		1	0.1%
P21510-004		1	0.1%
P21711-003		1	0.1%

File : GSEC11B

h11q6b: Who in the household controls/decides on the use of cash/in-kind payments from t

Value	Label	Cases	Percentage
P22004-021		1	0.1%
P22014-002		1	0.1%
P22101-017		1	0.1%
P22110-012		1	0.1%
P22410-002		2	0.1%
P22510-002		2	0.1%
P22806-006		1	0.1%
P23102-001		1	0.1%
P23104-004		1	0.1%
P23109-002		1	0.1%
P23508-002		1	0.1%
P23510-002		1	0.1%
P23605-004		1	0.1%
P23708-002		1	0.1%
P23710-001		1	0.1%
P23813-001		1	0.1%
P24203-002		1	0.1%
P24209-001		1	0.1%
P24509-002		1	0.1%
P24808-005		1	0.1%
P25406-002		1	0.1%
P25609-019		1	0.1%
P26010-002		2	0.1%
P26110-002		1	0.1%
P26203-002		1	0.1%
P26203-017		1	0.1%
P26210-002		1	0.1%
P26309-010		1	0.1%
P26507-008		1	0.1%
P27007-002		1	0.1%
P27008-002		1	0.1%
P27404-001		1	0.1%
P27801-002		1	0.1%
P27901-002		1	0.1%
P27905-002		1	0.1%
P27907-002		1	0.1%
P27907-003		1	0.1%
P28108-003		2	0.1%
P28109-013		1	0.1%
P28206-002		1	0.1%
P28510-002		1	0.1%
P28805-007		1	0.1%
P29202-002		1	0.1%

File : GSEC11B

h11q6b: Who in the household controls/decides on the use of cash/in-kind payments from t

Value	Label	Cases	Percentage
P29205-002		2	0.1%
P29209-018		1	0.1%
P29410-002		2	0.1%
P29610-002		1	0.1%
P29710-001		1	0.1%
P29803-004		2	0.1%
P30404-004		1	0.1%
P30405-002		2	0.1%
P30406-002		1	0.1%
P30502-001		1	0.1%
P30502-002		1	0.1%
P30503-002		2	0.1%
P30709-002		1	0.1%
P32102-001		1	0.1%
P32203-002		1	0.1%
P32405-002		1	0.1%
P32408-002		1	0.1%
P32702-001		1	0.1%
P32707-002		1	0.1%
P32901-002		1	0.1%
P32902-002		1	0.1%
P32909-004		1	0.1%
P33001-002		1	0.1%
P33103-002		1	0.1%
P33202-002		1	0.1%
P33205-002		1	0.1%
P33302-002		1	0.1%
P33303-002		1	0.1%
P33401-002		1	0.1%
P33402-002		1	0.1%
P33403-001		1	0.1%
P33404-002		2	0.1%
P33506-002		1	0.1%
P33508-002		1	0.1%
P33606-002		1	0.1%
P33703-002		1	0.1%
P33707-001		3	0.2%
P33804-002		1	0.1%
P34002-002		1	0.1%
P34003-001		1	0.1%
P34003-002		1	0.1%
P34010-002		1	0.1%
P34101-002		1	0.1%

File : GSEC11B

h11q6b: Who in the household controls/decides on the use of cash/in-kind payments from t

Value	Label	Cases	Percentage
P34301-002		1	0.1%
P34302-002		1	0.1%
P34304-002		1	0.1%
P34409-002		1	0.1%
P34503-002		1	0.1%
P34604-002		1	0.1%
P34903-002		1	0.1%
P34904-002		1	0.1%
P34905-001		1	0.1%
P35005-002		1	0.1%
P35103-002		2	0.1%
P35204-002		2	0.1%
P35208-002		1	0.1%
P35210-002		1	0.1%
P35301-003		2	0.1%
P35302-002		2	0.1%
P35304-001		1	0.1%
P35304-002		1	0.1%
P35304-008		1	0.1%
P35406-001		1	0.1%
P35502-002		1	0.1%
P35505-002		1	0.1%
P35704-001		1	0.1%
P35704-003		2	0.1%
P35810-002		2	0.1%
P35905-002		1	0.1%
P35908-002		1	0.1%
P36002-002		1	0.1%
P36003-002		1	0.1%
P36004-002		1	0.1%
P36107-001		1	0.1%
P36205-002		1	0.1%
P36208-002		1	0.1%
P36209-003		1	0.1%
P36406-002		2	0.1%
P36602-002		1	0.1%
P36702-002		3	0.2%
P36704-002		1	0.1%
P36705-002		2	0.1%
P36902-002		1	0.1%
P36907-002		1	0.1%
P36910-002		1	0.1%
P37005-002		1	0.1%

File : GSEC11B

h11q6b: Who in the household controls/decides on the use of cash/in-kind payments from t

Value	Label	Cases	Percentage
P37006-002		1	0.1%
P37110-001		1	0.1%
P37602-006		1	0.1%
P37703-002		1	0.1%
P37704-002		1	0.1%
P37707-002		1	0.1%
P37709-002		1	0.1%
P37801-003		1	0.1%
P37807-001		1	0.1%
P37807-002		1	0.1%
P38009-001		1	0.1%
P38010-002		2	0.1%
P38109-002		2	0.1%
P38204-001		1	0.1%
P38206-001		1	0.1%
P38209-004		1	0.1%
P38309-002		1	0.1%
P38701-002		1	0.1%
P38704-002		1	0.1%
P38705-002		2	0.1%
P38905-002		1	0.1%
P39103-002		1	0.1%
P39104-002		1	0.1%
P39305-002		1	0.1%
P39403-002		1	0.1%
P39407-002		1	0.1%
P39503-002		1	0.1%
P39506-001		1	0.1%
P39708-002		1	0.1%
P39804-003		1	0.1%
P39905-002		1	0.1%
P39910-002		1	0.1%
P40007-002		2	0.1%
P40207-002		1	0.1%
P40208-002		1	0.1%
P40405-002		2	0.1%
P40603-005		1	0.1%
P40804-002		1	0.1%
P40902-002		1	0.1%
P41005-002		1	0.1%
P41201-002		1	0.1%
P41202-002		1	0.1%
P41306-002		1	0.1%

File : GSEC11B

h11q6b: Who in the household controls/decides on the use of cash/in-kind payments from t

Value	Label	Cases	Percentage
P41407-001		1	0.1%
P41603-003		1	0.1%
P41605-002		1	0.1%
P41610-002		1	0.1%
P41710-002		1	0.1%
P41808-006		1	0.1%
P41908-003		1	0.1%
P42604-002		2	0.1%
P42708-002		1	0.1%
P42709-002		1	0.1%
P43002-002		1	0.1%
P43008-002		1	0.1%
P43010-002		1	0.1%

Warning: these figures indicate the number of cases found in the data file. They cannot be interpreted as summary statistics of the population of interest.

h11q7: What were the common uses for the remittances and assistance received?

Information	[Type= discrete] [Format=numeric] [Range= 1-96] [Missing=*]
Statistics [NW/ W]	[Valid=878 /-] [Invalid=42759 /-]

Value	Label	Cases	Percentage
1	Buy land	1	0.1%
2	Buy livestock	0	
3	Buy farm tools and implements	4	0.5%
4	Buy farm inputs such as seeds, fertilizer, pesticides	5	0.6%
5	Purchase inputs/working capital for non-farm enterprises	5	0.6%
6	Pay for building materials (To buy house)	7	0.8%
7	Buy consumption goods and services	509	58.0%
8	Pay for education expenses	274	31.2%
9	Pay for health expenses	47	5.4%
10	Pay for ceremonial expenses	10	1.1%
96	other (specify)	16	1.8%
Sysmiss		42759	

Warning: these figures indicate the number of cases found in the data file. They cannot be interpreted as summary statistics of the population of interest.

wgt_X: Cross sectional weight for 2013_2014 panel survey

Information	[Type= continuous] [Format=numeric] [Range= 314.975738525391-6452.8603515625] [Missing=*]
Statistics [NW/ W]	[Valid=43637 /-] [Invalid=0 /-]

File : gsec12

HHID: Household Unique Identifier in 2013/14

Information	[Type= discrete] [Format=character] [Missing=*]
-------------	---

Statistics [NW/ W]	[Valid=3442 /-] [Invalid=0 /-]
--------------------	--------------------------------

h12q1: Over the past 12 months, has anyone in your household operated any non-agricultu

Information	[Type= discrete] [Format=numeric] [Range= 1-2] [Missing=*]
-------------	--

Statistics [NW/ W]	[Valid=1763 /-] [Invalid=1679 /-]
--------------------	-----------------------------------

Value	Label	Cases	Percentage
1	Yes	1698	<div><div></div></div> 96.3%
2	No	65	<div><div></div></div> 3.7%
Sysmiss		1679	

Warning: these figures indicate the number of cases found in the data file. They cannot be interpreted as summary statistics of the population of interest.

h12q2: WHAT IS THE ID CODE OF THE RESPONDENT TO THIS SECTION?

Information	[Type= discrete] [Format=character] [Missing=*]
-------------	---

Statistics [NW/ W]	[Valid=1699 /-] [Invalid=0 /-]
--------------------	--------------------------------

h12q3a: Enterprise ID

Information	[Type= discrete] [Format=numeric] [Range= 1-7] [Missing=*]
-------------	--

Statistics [NW/ W]	[Valid=1763 /-] [Invalid=1679 /-]
--------------------	-----------------------------------

Value	Label	Cases	Percentage
1		1386	<div><div></div></div> 78.6%
2		285	<div><div></div></div> 16.2%
3		59	<div><div></div></div> 3.3%
4		24	<div><div></div></div> 1.4%
5		6	<div><div></div></div> 0.3%
6		2	<div><div></div></div> 0.1%
7		1	<div><div></div></div> 0.1%
Sysmiss		1679	

Warning: these figures indicate the number of cases found in the data file. They cannot be interpreted as summary statistics of the population of interest.

h12q3b: Description of enterprise

Information	[Type= discrete] [Format=character] [Missing=*]
-------------	---

Statistics [NW/ W]	[Valid=1755 /-] [Invalid=0 /-]
--------------------	--------------------------------

h12q4: Industry code Industry code Industry code

Information	[Type= continuous] [Format=numeric] [Range= 20-31100] [Missing=*]
-------------	---

Statistics [NW/ W]	[Valid=1706 /-] [Invalid=1736 /-]
--------------------	-----------------------------------

h12qNew: This enterprise is added in this wave or not?

Information	[Type= discrete] [Format=numeric] [Range= 0-1] [Missing=*]
-------------	--

Statistics [NW/ W]	[Valid=1763 /-] [Invalid=1679 /-]
--------------------	-----------------------------------

Value	Label	Cases	Percentage
0		247	<div><div></div></div> 14.0%
1		1516	<div><div></div></div> 86.0%
Sysmiss		1679	

Warning: these figures indicate the number of cases found in the data file. They cannot be interpreted as summary statistics of the population of interest.

File : gsec12

h12q4a: Has this Enterprise been in operation at all in the last twelve months?

Information	[Type= discrete] [Format=numeric] [Range= 1-2] [Missing=*]
Statistics [NW/ W]	[Valid=1763 /-] [Invalid=1679 /-]

Value	Label	Cases	Percentage
1	Yes	1682	95.4%
2	No	81	4.6%
Sysmiss		1679	

Warning: these figures indicate the number of cases found in the data file. They cannot be interpreted as summary statistics of the population of interest.

h12q4b: Why this enterprise is not in operation today?

Information	[Type= discrete] [Format=numeric] [Range= 1-14] [Missing=*]
Statistics [NW/ W]	[Valid=74 /-] [Invalid=3368 /-]

Value	Label	Cases	Percentage
1	Shut down,Insecurity/Theft	0	
2	Shutdown,Lack of supply of inputs/raw materials	11	14.9%
3	Shut down, lack of demand for output/market	5	6.8%
4	Shut down, Economic Factors (Profitability)	17	23.0%
5	Shut down, Technical issues (machine breakdown)	3	4.1%
6	Shut down, Labour relates (death/illness/migration/split of family member)	9	12.2%
7	Shut Down, Government Regulations (problems with license/ registration/taxes)	0	
8	shut down, Competition	3	4.1%
9	shut down, lack of water	0	
10	shut down, lack of electricity	0	
11	shut down, lack of space/premises	0	
12	shut down, lack of transport	0	
13	shut down, lack of finance	17	23.0%
14	Other (Specify)	9	12.2%
Sysmiss		3368	

Warning: these figures indicate the number of cases found in the data file. They cannot be interpreted as summary statistics of the population of interest.

h12q4c: Are you expecting to re-start operation over the next 12 months?

Information	[Type= discrete] [Format=numeric] [Range= 2-4] [Missing=*]
Statistics [NW/ W]	[Valid=80 /-] [Invalid=3362 /-]

Value	Label	Cases	Percentage
2	No	55	68.8%
3	yes, probably	21	26.2%
4	yes, certainly	4	5.0%
Sysmiss		3362	

Warning: these figures indicate the number of cases found in the data file. They cannot be interpreted as summary statistics of the population of interest.

h12q4d: Who in the household owns/ manages this enterprise?(ID 1)

Information	[Type= discrete] [Format=character] [Missing=*]
Statistics [NW/ W]	[Valid=1720 /-] [Invalid=0 /-]

File : gsec12

h12q4e: Who in the household owns/ manages this enterprise?(ID 2)

Information [Type= discrete] [Format=character] [Missing=*]

Statistics [NW/ W] [Valid=366 /-] [Invalid=0 /-]

Value	Label	Cases	Percentage
P00101-009		1	0.3%
P00110-004		1	0.3%
P00208-001		1	0.3%
P00302-003		1	0.3%
P00810-002		1	0.3%
P00810-026		1	0.3%
P01209-013		1	0.3%
P01402-008		1	0.3%
P02205-002		1	0.3%
P02601-006		1	0.3%
P02811-003		1	0.3%
P03001-001		1	0.3%
P03010-002		1	0.3%
P03601-009		1	0.3%
P03604-022		1	0.3%
P03709-002		1	0.3%
P03711-001		1	0.3%
P03810-001		1	0.3%
P03811-005		1	0.3%
P04205-001		1	0.3%
P04205-002		1	0.3%
P04207-002		1	0.3%
P04501-003		1	0.3%
P04509-002		1	0.3%
P04802-001		1	0.3%
P04808-001		1	0.3%
P04808-002		1	0.3%
P04907-001		1	0.3%
P05103-002		1	0.3%
P05706-001		1	0.3%
P06001-001		1	0.3%
P06005-001		1	0.3%
P06006-002		1	0.3%
P06102-002		1	0.3%
P06109-001		1	0.3%
P06303-013		1	0.3%
P06310-002		1	0.3%
P06903-010		1	0.3%
P07009-005		1	0.3%
P07201-001		1	0.3%
P07201-002		1	0.3%

File : gsec12

h12q4e: Who in the household owns/ manages this enterprise?(ID 2)

Value	Label	Cases	Percentage
P07202-002		2	0.5%
P07406-002		1	0.3%
P07410-003		1	0.3%
P08102-004		1	0.3%
P08102-005		1	0.3%
P08102-020		1	0.3%
P08102-041		1	0.3%
P08110-001		1	0.3%
P08303-003		1	0.3%
P08404-002		1	0.3%
P08503-007		1	0.3%
P08510-013		1	0.3%
P08609-002		1	0.3%
P09008-020		1	0.3%
P09608-004		1	0.3%
P09910-001		1	0.3%
P10201-007		1	0.3%
P10709-002		1	0.3%
P10909-059		1	0.3%
P11002-001		1	0.3%
P11403-001		2	0.5%
P11405-002		1	0.3%
P11409-001		1	0.3%
P11414-002		1	0.3%
P11509-002		1	0.3%
P11903-006		1	0.3%
P12003-004		1	0.3%
P12306-001		1	0.3%
P12310-002		1	0.3%
P12402-010		1	0.3%
P12502-004		1	0.3%
P12505-001		1	0.3%
P12708-006		1	0.3%
P12809-009		1	0.3%
P12809-012		1	0.3%
P13009-004		1	0.3%
P13208-001		1	0.3%
P13307-002		1	0.3%
P14002-001		1	0.3%
P14003-013		1	0.3%
P14008-005		1	0.3%
P14203-002		1	0.3%
P14207-012		1	0.3%

File : gsec12

h12q4e: Who in the household owns/ manages this enterprise?(ID 2)

Value	Label	Cases	Percentage
P14302-021		1	0.3%
P14304-023		1	0.3%
P14309-031		1	0.3%
P14401-003		1	0.3%
P14612-002		1	0.3%
P14903-013		1	0.3%
P15102-001		1	0.3%
P15109-010		1	0.3%
P15305-002		1	0.3%
P15505-002		1	0.3%
P15509-001		1	0.3%
P15902-001		1	0.3%
P15903-002		1	0.3%
P15904-003		1	0.3%
P15909-002		1	0.3%
P15909-014		1	0.3%
P16201-008		1	0.3%
P16306-001		1	0.3%
P16405-005		1	0.3%
P16410-003		1	0.3%
P16604-003		1	0.3%
P16708-001		1	0.3%
P17003-002		1	0.3%
P17103-001		1	0.3%
P17204-005		1	0.3%
P17210-001		1	0.3%
P17406-001		1	0.3%
P17408-006		1	0.3%
P17503-001		1	0.3%
P17506-001		1	0.3%
P17511-017		1	0.3%
P17601-002		1	0.3%
P17605-001		1	0.3%
P17608-003		1	0.3%
P18012-004		1	0.3%
P18013-001		1	0.3%
P18203-001		1	0.3%
P18205-003		1	0.3%
P18208-001		1	0.3%
P18301-012		1	0.3%
P18301-023		1	0.3%
P18307-002		1	0.3%
P18806-001		1	0.3%

File : gsec12

h12q4e: Who in the household owns/ manages this enterprise?(ID 2)

Value	Label	Cases	Percentage
P18806-009		1	0.3%
P18908-001		1	0.3%
P19009-001		1	0.3%
P19107-001		1	0.3%
P19108-007		1	0.3%
P19201-002		1	0.3%
P19402-009		1	0.3%
P20005-010		1	0.3%
P20209-002		1	0.3%
P20210-001		1	0.3%
P20406-002		1	0.3%
P20504-006		1	0.3%
P20601-004		1	0.3%
P20603-001		1	0.3%
P20804-001		1	0.3%
P21107-010		1	0.3%
P21108-002		1	0.3%
P21405-002		1	0.3%
P21406-004		1	0.3%
P21407-002		1	0.3%
P21409-005		1	0.3%
P21506-004		1	0.3%
P21507-002		1	0.3%
P21601-004		1	0.3%
P21708-005		1	0.3%
P22003-002		1	0.3%
P22004-013		1	0.3%
P22004-040		1	0.3%
P22006-002		1	0.3%
P22101-001		1	0.3%
P22110-065		1	0.3%
P22301-001		1	0.3%
P22303-018		1	0.3%
P22306-002		1	0.3%
P22309-009		1	0.3%
P22401-004		1	0.3%
P22401-012		1	0.3%
P22408-001		1	0.3%
P22409-002		1	0.3%
P22509-001		2	0.5%
P23102-001		1	0.3%
P23103-002		1	0.3%
P23303-014		1	0.3%

File : gsec12

h12q4e: Who in the household owns/ manages this enterprise?(ID 2)

Value	Label	Cases	Percentage
P23304-002		1	0.3%
P23402-003		1	0.3%
P23405-003		1	0.3%
P23503-013		1	0.3%
P23504-002		1	0.3%
P23504-003		1	0.3%
P23505-001		1	0.3%
P23505-002		1	0.3%
P23506-001		1	0.3%
P23506-002		1	0.3%
P24203-002		1	0.3%
P25401-003		1	0.3%
P25402-006		1	0.3%
P25404-002		1	0.3%
P25409-002		1	0.3%
P25603-002		1	0.3%
P25607-002		1	0.3%
P25702-001		1	0.3%
P25703-002		1	0.3%
P25902-002		1	0.3%
P25903-020		1	0.3%
P25903-031		1	0.3%
P25905-001		1	0.3%
P26010-002		1	0.3%
P26507-008		1	0.3%
P27007-002		1	0.3%
P27108-001		1	0.3%
P27408-002		1	0.3%
P27802-002		1	0.3%
P27807-002		1	0.3%
P27907-011		1	0.3%
P28003-005		1	0.3%
P28006-004		1	0.3%
P28109-004		1	0.3%
P28310-017		1	0.3%
P28702-002		1	0.3%
P28710-001		1	0.3%
P29004-003		1	0.3%
P29202-002		1	0.3%
P29210-018		1	0.3%
P29401-003		1	0.3%
P29407-002		1	0.3%
P29502-001		1	0.3%

File : gsec12

h12q4e: Who in the household owns/ manages this enterprise?(ID 2)

Value	Label	Cases	Percentage
P29602-001		1	0.3%
P29604-001		2	0.5%
P29609-001		1	0.3%
P29704-002		1	0.3%
P29706-008		1	0.3%
P29710-001		1	0.3%
P29710-018		1	0.3%
P29805-001		1	0.3%
P29806-002		1	0.3%
P29901-002		1	0.3%
P29902-024		1	0.3%
P29903-004		1	0.3%
P30012-002		2	0.5%
P30309-002		1	0.3%
P30502-004		1	0.3%
P30509-001		1	0.3%
P30509-002		1	0.3%
P30510-002		1	0.3%
P30602-002		1	0.3%
P30607-002		1	0.3%
P30607-003		1	0.3%
P30610-002		1	0.3%
P30706-015		1	0.3%
P30707-002		1	0.3%
P30811-001		1	0.3%
P30901-001		1	0.3%
P30901-008		1	0.3%
P30905-004		1	0.3%
P30911-001		1	0.3%
P31001-001		1	0.3%
P31004-007		1	0.3%
P31006-002		1	0.3%
P31007-002		1	0.3%
P31101-003		1	0.3%
P31904-001		1	0.3%
P31908-001		1	0.3%
P32103-002		1	0.3%
P32106-018		1	0.3%
P32205-010		1	0.3%
P32206-001		1	0.3%
P32601-001		1	0.3%
P32707-001		1	0.3%
P32901-001		1	0.3%

File : gsec12

h12q4e: Who in the household owns/ manages this enterprise?(ID 2)

Value	Label	Cases	Percentage
P32909-001		1	0.3%
P33002-002		1	0.3%
P33003-003		1	0.3%
P33004-002		1	0.3%
P33101-001		1	0.3%
P33106-001		1	0.3%
P33202-001		1	0.3%
P33208-005		1	0.3%
P33404-002		1	0.3%
P33602-002		1	0.3%
P33703-001		1	0.3%
P33802-002		1	0.3%
P33807-002		1	0.3%
P34003-001		1	0.3%
P34209-002		2	0.5%
P34310-001		1	0.3%
P34310-002		1	0.3%
P34402-002		1	0.3%
P34406-001		2	0.5%
P34501-006		1	0.3%
P34510-004		1	0.3%
P34607-002		1	0.3%
P34704-001		1	0.3%
P34705-002		1	0.3%
P35004-002		2	0.5%
P35102-002		1	0.3%
P35301-003		1	0.3%
P35302-001		1	0.3%
P35305-002		1	0.3%
P35403-002		1	0.3%
P35408-001		1	0.3%
P35709-009		1	0.3%
P35803-002		1	0.3%
P35810-002		1	0.3%
P36006-001		1	0.3%
P36308-001		1	0.3%
P36502-011		1	0.3%
P36508-002		1	0.3%
P36605-002		1	0.3%
P36704-002		1	0.3%
P36705-001		1	0.3%
P36901-001		1	0.3%
P37006-002		1	0.3%

File : gsec12

h12q4e: Who in the household owns/ manages this enterprise?(ID 2)

Value	Label	Cases	Percentage
P37205-001		1	0.3%
P37209-002		1	0.3%
P37210-002		1	0.3%
P37306-002		1	0.3%
P37501-001		1	0.3%
P37601-001		1	0.3%
P37610-003		1	0.3%
P37807-002		1	0.3%
P37902-002		1	0.3%
P37906-001		1	0.3%
P38101-005		1	0.3%
P38204-001		1	0.3%
P38403-002		1	0.3%
P38504-001		1	0.3%
P38507-001		1	0.3%
P38704-002		1	0.3%
P38909-002		1	0.3%
P39310-001		1	0.3%
P39409-003		1	0.3%
P39601-002		1	0.3%
P39603-007		1	0.3%
P39604-002		1	0.3%
P39605-002		1	0.3%
P39906-002		1	0.3%
P39910-001		1	0.3%
P40001-002		1	0.3%
P40109-002		1	0.3%
P40209-001		1	0.3%
P40302-002		1	0.3%
P40410-001		1	0.3%
P40703-003		1	0.3%
P40704-002		1	0.3%
P40810-001		1	0.3%
P41007-002		1	0.3%
P41008-002		1	0.3%
P41101-002		1	0.3%
P41103-001		1	0.3%
P41103-002		1	0.3%
P41106-001		1	0.3%
P41203-001		1	0.3%
P41204-001		1	0.3%
P41304-001		2	0.5%
P41501-002		2	0.5%

File : gsec12

h12q4e: Who in the household owns/ manages this enterprise?(ID 2)

Value	Label	Cases	Percentage
P41605-002		1	0.3%
P41606-010		1	0.3%
P41610-001		1	0.3%
P41610-002		1	0.3%
P42004-001		1	0.3%
P42101-001		1	0.3%
P42401-001		1	0.3%
P42404-001		1	0.3%
P42405-001		1	0.3%
P42410-003		1	0.3%
P42503-002		1	0.3%
P42807-002		1	0.3%
P43002-002		1	0.3%
P43005-002		1	0.3%

Warning: these figures indicate the number of cases found in the data file. They cannot be interpreted as summary statistics of the population of interest.

h12q6a: When was this enterprise first started?

Information		[Type= discrete] [Format=numeric] [Range= 1-99] [Missing=*]	
Statistics [NW/ W]		[Valid=1708 /-] [Invalid=1734 /-]	
Value	Label	Cases	Percentage
1	January	226	<div></div> 13.2%
2	February	123	<div></div> 7.2%
3	March	90	<div></div> 5.3%
4	April	98	<div></div> 5.7%
5	May	63	<div></div> 3.7%
6	June	93	<div></div> 5.4%
7	July	70	<div></div> 4.1%
8	August	63	<div></div> 3.7%
9	September	55	<div></div> 3.2%
10	October	53	<div></div> 3.1%
11	November	55	<div></div> 3.2%
12	December	65	<div></div> 3.8%
99	DK	654	<div></div> 38.3%
Sysmiss		1734	

Warning: these figures indicate the number of cases found in the data file. They cannot be interpreted as summary statistics of the population of interest.

h12q6b: When was this enterprise first started?

Information	[Type= continuous] [Format=numeric] [Range= 1952-9999] [Missing=*]
Statistics [NW/ W]	[Valid=1709 /-] [Invalid=1733 /-]

h12q7: Where was this business operated?

Information	[Type= discrete] [Format=numeric] [Range= 1-8] [Missing=*]
Statistics [NW/ W]	[Valid=1678 /-] [Invalid=1764 /-]

File : gsec12

h12q7: Where was this business operated?

Value	Label	Cases	Percentage
1	Home Inside the Residence	312	18.6%
2	Home Outside the Residence	292	17.4%
3	Industrial Site	32	1.9%
4	Traditional Market	274	16.3%
5	Commercial District Shop	115	6.9%
6	Roadside	166	9.9%
7	Other Fixed Place	315	18.8%
8	Mobile	172	10.3%
Sysmiss		1764	

Warning: these figures indicate the number of cases found in the data file. They cannot be interpreted as summary statistics of the population of interest.

h12q8: What was the main source of money for setting up this business?

Information	[Type= discrete] [Format=numeric] [Range= 1-8] [Missing=*]
Statistics [NW/ W]	[Valid=1678 /-] [Invalid=1764 /-]

Value	Label	Cases	Percentage
1	Didn't need any money	163	9.7%
2	Own savings	1337	79.7%
3	Commercial/ Development bank	18	1.1%
4	Microfinance institutions	29	1.7%
5	Local group	62	3.7%
6	NGO	2	0.1%
8	Other (Specify)	67	4.0%
Sysmiss		1764	

Warning: these figures indicate the number of cases found in the data file. They cannot be interpreted as summary statistics of the population of interest.

h12q8a: Who in the household controls/decides on the use of cash/in-kind payments from t

Information	[Type= discrete] [Format=character] [Missing=*]
Statistics [NW/ W]	[Valid=1735 /-] [Invalid=0 /-]

h12q8b: Who in the household controls/decides on the use of cash/in-kind payments from t

Information	[Type= discrete] [Format=character] [Missing=*]
Statistics [NW/ W]	[Valid=458 /-] [Invalid=0 /-]

Value	Label	Cases	Percentage
P00101-009		1	0.2%
P00110-004		1	0.2%
P00208-001		1	0.2%
P00704-001		2	0.4%
P00809-002		1	0.2%
P00810-002		1	0.2%
P00810-005		1	0.2%
P00810-026		1	0.2%
P00811-001		1	0.2%
P01209-013		1	0.2%
P02110-001		1	0.2%

File : gsec12

h12q8b: Who in the household controls/decides on the use of cash/in-kind payments from t

Value	Label	Cases	Percentage
P02304-001		1	0.2%
P02304-002		1	0.2%
P02608-009		1	0.2%
P02802-002		1	0.2%
P02803-001		1	0.2%
P02803-002		1	0.2%
P02811-003		1	0.2%
P03512-001		1	0.2%
P03512-002		1	0.2%
P03601-009		1	0.2%
P03602-001		1	0.2%
P03604-022		1	0.2%
P03706-004		1	0.2%
P03709-002		1	0.2%
P03811-005		1	0.2%
P03907-001		1	0.2%
P04801-002		1	0.2%
P04907-001		1	0.2%
P05706-001		1	0.2%
P05904-002		1	0.2%
P06005-001		2	0.4%
P06303-012		1	0.2%
P06310-002		1	0.2%
P06609-002		1	0.2%
P06802-002		1	0.2%
P07002-001		1	0.2%
P07009-005		1	0.2%
P07201-002		1	0.2%
P07202-002		1	0.2%
P07303-001		1	0.2%
P07406-010		1	0.2%
P07410-001		1	0.2%
P07510-001		1	0.2%
P08102-004		1	0.2%
P08102-005		1	0.2%
P08102-020		1	0.2%
P08110-001		1	0.2%
P08303-003		1	0.2%
P08304-001		1	0.2%
P08503-007		1	0.2%
P08504-001		1	0.2%
P08708-010		1	0.2%
P09001-002		1	0.2%

File : gsec12

h12q8b: Who in the household controls/decides on the use of cash/in-kind payments from t

Value	Label	Cases	Percentage
P09008-020		1	0.2%
P09009-010		1	0.2%
P09410-001		1	0.2%
P09410-002		1	0.2%
P09505-001		2	0.4%
P09604-001		1	0.2%
P09613-001		1	0.2%
P10002-001		1	0.2%
P10004-001		1	0.2%
P10004-002		1	0.2%
P10010-002		1	0.2%
P10311-002		1	0.2%
P10701-014		1	0.2%
P10709-002		1	0.2%
P10710-002		1	0.2%
P10807-002		2	0.4%
P10807-004		1	0.2%
P10909-051		1	0.2%
P10909-059		1	0.2%
P11011-002		1	0.2%
P11403-001		2	0.4%
P11405-002		1	0.2%
P11409-001		1	0.2%
P11509-001		1	0.2%
P11801-001		1	0.2%
P11903-006		1	0.2%
P12003-001		1	0.2%
P12003-002		1	0.2%
P12011-002		1	0.2%
P12401-001		1	0.2%
P12402-010		1	0.2%
P12502-001		1	0.2%
P12502-004		1	0.2%
P12605-002		1	0.2%
P12708-006		1	0.2%
P12808-002		1	0.2%
P12809-009		1	0.2%
P12809-012		1	0.2%
P13008-002		1	0.2%
P13209-002		1	0.2%
P13303-002		1	0.2%
P13307-002		1	0.2%
P14002-001		1	0.2%

File : gsec12

h12q8b: Who in the household controls/decides on the use of cash/in-kind payments from t

Value	Label	Cases	Percentage
P14002-002		1	0.2%
P14003-013		1	0.2%
P14008-005		1	0.2%
P14203-002		1	0.2%
P14207-012		1	0.2%
P14210-010		1	0.2%
P14302-019		1	0.2%
P14308-002		1	0.2%
P14309-017		1	0.2%
P14309-031		1	0.2%
P14401-002		1	0.2%
P14612-002		1	0.2%
P14807-002		2	0.4%
P15105-002		1	0.2%
P15109-010		1	0.2%
P15305-002		1	0.2%
P15505-002		2	0.4%
P15509-009		1	0.2%
P15902-003		1	0.2%
P15903-002		1	0.2%
P15909-002		1	0.2%
P16201-006		1	0.2%
P16304-001		1	0.2%
P16306-002		1	0.2%
P16401-001		1	0.2%
P16401-002		1	0.2%
P16405-005		1	0.2%
P16410-003		1	0.2%
P16503-001		1	0.2%
P16505-015		1	0.2%
P16509-002		1	0.2%
P17103-001		1	0.2%
P17204-005		1	0.2%
P17210-001		1	0.2%
P17406-001		1	0.2%
P17406-002		1	0.2%
P17409-002		1	0.2%
P17506-001		1	0.2%
P17511-017		1	0.2%
P17608-006		1	0.2%
P17609-001		1	0.2%
P18005-001		1	0.2%
P18005-002		1	0.2%

File : gsec12

h12q8b: Who in the household controls/decides on the use of cash/in-kind payments from t

Value	Label	Cases	Percentage
P18013-001		1	0.2%
P18103-001		1	0.2%
P18103-002		1	0.2%
P18110-001		1	0.2%
P18203-001		1	0.2%
P18205-003		1	0.2%
P18208-001		1	0.2%
P18210-024		1	0.2%
P18301-012		1	0.2%
P18301-023		1	0.2%
P18307-002		1	0.2%
P18607-001		1	0.2%
P18609-001		1	0.2%
P18708-001		1	0.2%
P18806-001		1	0.2%
P18908-002		1	0.2%
P19201-003		1	0.2%
P19203-002		1	0.2%
P19401-002		1	0.2%
P19409-002		1	0.2%
P19409-004		1	0.2%
P19705-002		1	0.2%
P19709-006		1	0.2%
P20005-010		1	0.2%
P20009-001		1	0.2%
P20010-005		1	0.2%
P20205-001		1	0.2%
P20209-002		1	0.2%
P20210-001		1	0.2%
P20401-001		1	0.2%
P20407-001		1	0.2%
P20504-011		1	0.2%
P20601-004		1	0.2%
P20603-001		1	0.2%
P20603-015		1	0.2%
P20909-002		1	0.2%
P21107-001		1	0.2%
P21405-003		1	0.2%
P21406-004		1	0.2%
P21407-002		1	0.2%
P21409-005		1	0.2%
P21501-001		1	0.2%
P21506-002		1	0.2%

File : gsec12

h12q8b: Who in the household controls/decides on the use of cash/in-kind payments from t

Value	Label	Cases	Percentage
P21601-002		1	0.2%
P21703-006		1	0.2%
P21708-005		1	0.2%
P22003-002		1	0.2%
P22004-040		1	0.2%
P22006-001		1	0.2%
P22303-026		1	0.2%
P22306-002		1	0.2%
P22401-002		1	0.2%
P22401-003		1	0.2%
P22509-002		3	0.7%
P23102-001		1	0.2%
P23103-002		1	0.2%
P23303-002		1	0.2%
P23312-001		1	0.2%
P23402-003		1	0.2%
P23405-003		1	0.2%
P23408-002		1	0.2%
P23503-019		1	0.2%
P23504-003		1	0.2%
P23509-015		2	0.4%
P24202-002		2	0.4%
P24203-002		1	0.2%
P24204-002		1	0.2%
P24506-008		1	0.2%
P24802-002		1	0.2%
P25401-003		1	0.2%
P25402-006		2	0.4%
P25404-002		1	0.2%
P25408-017		1	0.2%
P25603-002		1	0.2%
P25703-002		1	0.2%
P25902-002		1	0.2%
P25903-019		1	0.2%
P25903-025		1	0.2%
P25905-001		1	0.2%
P26010-002		1	0.2%
P26204-002		1	0.2%
P26205-002		1	0.2%
P26209-020		1	0.2%
P26507-008		1	0.2%
P26607-001		1	0.2%
P27006-001		1	0.2%

File : gsec12

h12q8b: Who in the household controls/decides on the use of cash/in-kind payments from t

Value	Label	Cases	Percentage
P27007-002		1	0.2%
P27010-002		1	0.2%
P27108-001		1	0.2%
P27406-002		1	0.2%
P27408-002		1	0.2%
P27802-002		1	0.2%
P27807-002		1	0.2%
P27903-001		1	0.2%
P28003-002		2	0.4%
P28006-004		1	0.2%
P28007-001		1	0.2%
P28106-001		1	0.2%
P28109-004		1	0.2%
P28206-002		1	0.2%
P28207-004		1	0.2%
P28307-003		1	0.2%
P28307-008		1	0.2%
P28502-001		1	0.2%
P28702-002		1	0.2%
P28710-001		1	0.2%
P28803-002		1	0.2%
P29004-003		1	0.2%
P29202-001		1	0.2%
P29203-006		1	0.2%
P29210-018		1	0.2%
P29401-001		1	0.2%
P29407-002		1	0.2%
P29610-002		1	0.2%
P29706-003		1	0.2%
P29706-006		1	0.2%
P29706-008		1	0.2%
P29709-008		1	0.2%
P29710-002		1	0.2%
P29710-018		1	0.2%
P29710-019		1	0.2%
P29802-002		1	0.2%
P29805-001		1	0.2%
P29806-002		2	0.4%
P29807-003		1	0.2%
P29901-001		1	0.2%
P29901-002		1	0.2%
P29902-001		1	0.2%
P29902-032		1	0.2%

File : gsec12

h12q8b: Who in the household controls/decides on the use of cash/in-kind payments from t

Value	Label	Cases	Percentage
P29903-004		1	0.2%
P29903-005		1	0.2%
P30006-001		1	0.2%
P30012-002		1	0.2%
P30304-001		1	0.2%
P30309-002		1	0.2%
P30405-001		1	0.2%
P30412-002		1	0.2%
P30502-001		1	0.2%
P30502-002		1	0.2%
P30505-002		1	0.2%
P30509-001		1	0.2%
P30509-002		1	0.2%
P30510-002		1	0.2%
P30602-002		1	0.2%
P30607-002		2	0.4%
P30610-001		1	0.2%
P30701-004		1	0.2%
P30706-015		1	0.2%
P30707-002		1	0.2%
P30805-006		1	0.2%
P30901-001		1	0.2%
P30901-008		1	0.2%
P30911-002		1	0.2%
P31004-007		1	0.2%
P31006-001		1	0.2%
P31007-002		1	0.2%
P31101-002		1	0.2%
P31105-002		1	0.2%
P31702-002		1	0.2%
P31904-001		1	0.2%
P31908-002		1	0.2%
P32103-002		1	0.2%
P32106-018		1	0.2%
P32201-001		1	0.2%
P32205-003		1	0.2%
P32206-002		1	0.2%
P32506-002		1	0.2%
P32510-002		1	0.2%
P32609-002		1	0.2%
P32702-001		1	0.2%
P32702-002		1	0.2%
P32707-002		1	0.2%

File : gsec12

h12q8b: Who in the household controls/decides on the use of cash/in-kind payments from t

Value	Label	Cases	Percentage
P32807-002		1	0.2%
P32901-002		1	0.2%
P32909-001		1	0.2%
P33002-002		1	0.2%
P33003-003		1	0.2%
P33004-002		1	0.2%
P33101-001		1	0.2%
P33105-002		1	0.2%
P33107-002		1	0.2%
P33109-002		1	0.2%
P33110-002		1	0.2%
P33201-002		1	0.2%
P33202-001		1	0.2%
P33209-002		1	0.2%
P33301-002		1	0.2%
P33502-001		1	0.2%
P33506-002		1	0.2%
P33703-001		1	0.2%
P33807-002		1	0.2%
P34003-002		1	0.2%
P34209-002		2	0.4%
P34406-002		1	0.2%
P34507-001		1	0.2%
P34606-001		1	0.2%
P34704-001		1	0.2%
P34705-002		1	0.2%
P34904-001		1	0.2%
P35004-002		2	0.4%
P35102-001		1	0.2%
P35201-002		1	0.2%
P35302-001		1	0.2%
P35305-002		1	0.2%
P35403-002		1	0.2%
P35509-002		1	0.2%
P35708-001		1	0.2%
P35902-002		1	0.2%
P36006-001		1	0.2%
P36103-002		1	0.2%
P36202-001		1	0.2%
P36205-002		1	0.2%
P36302-002		1	0.2%
P36308-002		1	0.2%
P36310-001		1	0.2%

File : gsec12

h12q8b: Who in the household controls/decides on the use of cash/in-kind payments from t

Value	Label	Cases	Percentage
P36508-002		1	0.2%
P36605-001		2	0.4%
P36610-002		1	0.2%
P36702-001		1	0.2%
P36704-002		1	0.2%
P36705-001		1	0.2%
P36901-001		1	0.2%
P36901-002		1	0.2%
P37006-002		2	0.4%
P37201-002		1	0.2%
P37205-001		1	0.2%
P37206-002		1	0.2%
P37208-009		1	0.2%
P37209-002		1	0.2%
P37210-002		1	0.2%
P37306-002		1	0.2%
P37404-002		1	0.2%
P37501-001		1	0.2%
P37510-002		1	0.2%
P37807-001		1	0.2%
P37807-002		1	0.2%
P37906-001		1	0.2%
P38009-002		1	0.2%
P38101-001		1	0.2%
P38108-001		1	0.2%
P38202-002		1	0.2%
P38204-002		1	0.2%
P38403-002		1	0.2%
P38504-001		1	0.2%
P38507-001		1	0.2%
P38809-002		1	0.2%
P38901-001		1	0.2%
P38909-002		1	0.2%
P39002-001		1	0.2%
P39101-001		1	0.2%
P39309-001		1	0.2%
P39310-001		1	0.2%
P39601-002		1	0.2%
P39603-007		1	0.2%
P39604-002		1	0.2%
P39605-002		1	0.2%
P39801-001		1	0.2%
P39802-001		1	0.2%

File : gsec12

h12q8b: Who in the household controls/decides on the use of cash/in-kind payments from t

Value	Label	Cases	Percentage
P39906-002		1	0.2%
P40001-002		1	0.2%
P40004-001		1	0.2%
P40009-001		1	0.2%
P40109-001		1	0.2%
P40209-002		1	0.2%
P40302-001		1	0.2%
P40405-001		1	0.2%
P40410-001		1	0.2%
P40503-002		1	0.2%
P40506-001		1	0.2%
P40608-002		1	0.2%
P40610-001		1	0.2%
P40704-002		1	0.2%
P40810-002		1	0.2%
P41004-002		1	0.2%
P41007-002		1	0.2%
P41101-002		1	0.2%
P41102-002		1	0.2%
P41103-001		1	0.2%
P41103-002		1	0.2%
P41106-001		1	0.2%
P41304-001		2	0.4%
P41409-002		1	0.2%
P41501-002		2	0.4%
P41605-002		1	0.2%
P41607-002		1	0.2%
P41610-002		2	0.4%
P42004-001		1	0.2%
P42101-002		1	0.2%
P42404-001		1	0.2%
P42405-001		1	0.2%
P42410-002		1	0.2%
P42503-002		1	0.2%
P42702-002		1	0.2%
P42807-002		1	0.2%
P43005-002		1	0.2%
P43008-002		1	0.2%

Warning: these figures indicate the number of cases found in the data file. They cannot be interpreted as summary statistics of the population of interest.

h12q9: Did this business receive a credit to operate or expand your business during the

Information	[Type= discrete] [Format=numeric] [Range= 1-2] [Missing=*]
Statistics [NW/ W]	[Valid=1678 /-] [Invalid=1764 /-]

File : gsec12

h12q9: Did this business receive a credit to operate or expand your business during the

Value	Label	Cases	Percentage
1	Yes	235	14.0%
2	No	1443	86.0%
Sysmiss		1764	

Warning: these figures indicate the number of cases found in the data file. They cannot be interpreted as summary statistics of the population of interest.

h12q10: What was the major source?

Information	[Type= discrete] [Format=numeric] [Range= 1-96] [Missing=*]
Statistics [NW/ W]	[Valid=228 /-] [Invalid=3214 /-]

Value	Label	Cases	Percentage
1	Formal Banks (commercial/ development)	29	12.7%
2	Micro finance institutions	53	23.2%
3	NGO	4	1.8%
4	Credit union	6	2.6%
5	Landlord	0	
6	Employer	0	
7	Local group	87	38.2%
8	Relative	20	8.8%
9	Friend	21	9.2%
10	Local money lender	3	1.3%
96	Other (Specify)	5	2.2%
Sysmiss		3214	

Warning: these figures indicate the number of cases found in the data file. They cannot be interpreted as summary statistics of the population of interest.

h12q11a: Who in the household works on this activity?

Information	[Type= discrete] [Format=character] [Missing=*]
Statistics [NW/ W]	[Valid=1676 /-] [Invalid=0 /-]

h12q11b: Who in the household works on this activity?

Information	[Type= discrete] [Format=character] [Missing=*]
Statistics [NW/ W]	[Valid=367 /-] [Invalid=0 /-]

Value	Label	Cases	Percentage
P00101-009		1	0.3%
P00208-001		1	0.3%
P00208-005		1	0.3%
P00307-003		1	0.3%
P00313-002		1	0.3%
P00802-006		1	0.3%
P00810-002		1	0.3%
P00811-001		1	0.3%
P01209-013		1	0.3%
P01402-008		1	0.3%
P02608-009		1	0.3%
P02811-003		1	0.3%
P03601-009		1	0.3%

File : gsec12

h12q11b: Who in the household works on this activity?

Value	Label	Cases	Percentage
P03604-023		1	0.3%
P03707-002		1	0.3%
P03709-002		1	0.3%
P03810-010		1	0.3%
P03811-005		1	0.3%
P03907-004		1	0.3%
P04010-005		1	0.3%
P04205-002		1	0.3%
P04501-002		1	0.3%
P04508-016		1	0.3%
P04907-001		1	0.3%
P05108-003		1	0.3%
P05305-008		1	0.3%
P05403-003		1	0.3%
P05407-021		1	0.3%
P05706-001		1	0.3%
P06005-005		1	0.3%
P06108-003		1	0.3%
P06203-002		1	0.3%
P06704-004		1	0.3%
P06903-010		1	0.3%
P07009-005		1	0.3%
P07201-001		1	0.3%
P07201-002		1	0.3%
P07202-002		2	0.5%
P07206-006		1	0.3%
P07406-002		1	0.3%
P07410-001		1	0.3%
P07502-025		1	0.3%
P08102-020		1	0.3%
P08103-003		1	0.3%
P08302-016		1	0.3%
P08303-002		1	0.3%
P08503-007		1	0.3%
P08510-013		2	0.5%
P09111-014		1	0.3%
P09410-005		1	0.3%
P09513-008		1	0.3%
P09604-002		1	0.3%
P09705-005		1	0.3%
P09908-003		2	0.5%
P09909-006		1	0.3%
P09910-004		1	0.3%

File : gsec12

h12q11b: Who in the household works on this activity?

Value	Label	Cases	Percentage
P10002-006		1	0.3%
P10009-005		1	0.3%
P10709-002		1	0.3%
P10807-001		1	0.3%
P10909-059		1	0.3%
P11403-001		1	0.3%
P11405-002		1	0.3%
P11409-001		2	0.5%
P11414-009		1	0.3%
P11501-023		1	0.3%
P11509-002		1	0.3%
P11903-006		1	0.3%
P11910-003		1	0.3%
P12003-004		1	0.3%
P12306-005		1	0.3%
P12402-010		1	0.3%
P12502-004		1	0.3%
P12708-006		1	0.3%
P12809-009		1	0.3%
P12809-012		1	0.3%
P13006-002		1	0.3%
P13009-004		1	0.3%
P13307-022		1	0.3%
P14002-001		1	0.3%
P14003-013		1	0.3%
P14008-005		1	0.3%
P14203-002		1	0.3%
P14207-012		1	0.3%
P14210-010		1	0.3%
P14304-023		1	0.3%
P14308-001		1	0.3%
P14309-031		1	0.3%
P14401-003		1	0.3%
P14612-002		1	0.3%
P14807-002		1	0.3%
P15109-010		1	0.3%
P15305-002		1	0.3%
P15505-002		1	0.3%
P15903-001		1	0.3%
P15904-003		1	0.3%
P15909-002		1	0.3%
P16201-008		1	0.3%
P16306-001		1	0.3%

File : gsec12

h12q11b: Who in the household works on this activity?

Value	Label	Cases	Percentage
P16401-003		1	0.3%
P16401-006		1	0.3%
P16410-003		1	0.3%
P16501-005		1	0.3%
P17003-002		1	0.3%
P17103-001		1	0.3%
P17203-005		1	0.3%
P17204-005		1	0.3%
P17210-001		1	0.3%
P17408-006		1	0.3%
P17409-002		1	0.3%
P17506-001		1	0.3%
P17511-017		1	0.3%
P17608-003		1	0.3%
P17610-003		1	0.3%
P18012-004		1	0.3%
P18203-001		1	0.3%
P18205-003		1	0.3%
P18207-007		1	0.3%
P18210-024		1	0.3%
P18301-012		1	0.3%
P18301-023		1	0.3%
P18307-002		1	0.3%
P18708-001		1	0.3%
P18806-003		1	0.3%
P19201-002		1	0.3%
P19212-002		1	0.3%
P19402-008		1	0.3%
P19504-004		1	0.3%
P19508-003		1	0.3%
P19605-002		1	0.3%
P19702-011		1	0.3%
P19702-018		1	0.3%
P19702-033		1	0.3%
P20004-006		1	0.3%
P20005-005		1	0.3%
P20201-007		1	0.3%
P20209-002		1	0.3%
P20210-001		1	0.3%
P20304-002		1	0.3%
P20305-003		1	0.3%
P20307-003		1	0.3%
P20404-001		1	0.3%

File : gsec12

h12q11b: Who in the household works on this activity?

Value	Label	Cases	Percentage
P20411-005		1	0.3%
P20504-006		1	0.3%
P20507-025		1	0.3%
P20601-004		1	0.3%
P20603-001		1	0.3%
P21107-010		1	0.3%
P21401-009		1	0.3%
P21405-002		1	0.3%
P21406-004		1	0.3%
P21407-002		1	0.3%
P21408-004		1	0.3%
P21409-004		1	0.3%
P21503-002		1	0.3%
P21506-002		1	0.3%
P21507-002		1	0.3%
P21601-004		1	0.3%
P21612-005		1	0.3%
P21708-005		1	0.3%
P22003-002		1	0.3%
P22004-013		1	0.3%
P22004-040		1	0.3%
P22006-002		1	0.3%
P22110-065		1	0.3%
P22303-018		1	0.3%
P22303-026		1	0.3%
P22306-002		1	0.3%
P22309-009		1	0.3%
P22401-004		1	0.3%
P22510-008		1	0.3%
P23101-002		1	0.3%
P23102-002		1	0.3%
P23103-002		1	0.3%
P23302-004		1	0.3%
P23303-014		1	0.3%
P23402-003		1	0.3%
P23405-003		1	0.3%
P23410-003		1	0.3%
P23504-002		1	0.3%
P23504-003		1	0.3%
P23606-004		1	0.3%
P23701-002		1	0.3%
P23708-005		1	0.3%
P23806-008		1	0.3%

File : gsec12

h12q11b: Who in the household works on this activity?

Value	Label	Cases	Percentage
P24203-002		1	0.3%
P24209-004		1	0.3%
P24407-010		1	0.3%
P24411-003		1	0.3%
P24506-007		1	0.3%
P24507-003		1	0.3%
P24805-003		1	0.3%
P25401-003		1	0.3%
P25402-006		2	0.5%
P25404-002		1	0.3%
P25408-017		1	0.3%
P25703-002		1	0.3%
P25902-002		1	0.3%
P25905-001		1	0.3%
P26010-002		1	0.3%
P26507-008		1	0.3%
P26607-001		1	0.3%
P27802-002		1	0.3%
P27807-002		1	0.3%
P28109-004		1	0.3%
P28205-003		1	0.3%
P28310-018		1	0.3%
P28702-002		1	0.3%
P28710-001		1	0.3%
P29004-005		1	0.3%
P29202-001		1	0.3%
P29401-004		1	0.3%
P29407-002		1	0.3%
P29502-006		1	0.3%
P29706-002		1	0.3%
P29706-003		1	0.3%
P29710-018		1	0.3%
P29802-002		1	0.3%
P29805-001		1	0.3%
P29901-002		1	0.3%
P29902-024		1	0.3%
P29903-004		1	0.3%
P30008-004		1	0.3%
P30012-002		1	0.3%
P30308-006		1	0.3%
P30309-002		1	0.3%
P30504-002		1	0.3%
P30505-002		1	0.3%

File : gsec12

h12q11b: Who in the household works on this activity?

Value	Label	Cases	Percentage
P30509-001		1	0.3%
P30509-002		1	0.3%
P30510-002		1	0.3%
P30707-002		1	0.3%
P30901-008		1	0.3%
P30903-002		1	0.3%
P30905-004		1	0.3%
P31004-007		1	0.3%
P31006-001		1	0.3%
P31007-002		1	0.3%
P31702-002		1	0.3%
P31904-001		1	0.3%
P32103-002		1	0.3%
P32106-018		1	0.3%
P32701-007		1	0.3%
P32707-002		1	0.3%
P32806-008		1	0.3%
P32901-001		1	0.3%
P32903-002		1	0.3%
P33002-002		1	0.3%
P33003-003		1	0.3%
P33101-002		1	0.3%
P33202-001		1	0.3%
P33208-005		1	0.3%
P33301-002		1	0.3%
P33307-005		1	0.3%
P33308-004		1	0.3%
P33404-013		1	0.3%
P33506-002		1	0.3%
P33610-001		1	0.3%
P33806-002		1	0.3%
P33807-003		1	0.3%
P33907-004		1	0.3%
P33908-003		1	0.3%
P34003-002		1	0.3%
P34106-002		1	0.3%
P34209-001		1	0.3%
P34209-002		1	0.3%
P34310-002		2	0.5%
P34402-003		2	0.5%
P34406-002		1	0.3%
P34503-008		1	0.3%
P34507-001		1	0.3%

File : gsec12

h12q11b: Who in the household works on this activity?

Value	Label	Cases	Percentage
P34510-004		1	0.3%
P34602-002		1	0.3%
P34606-003		1	0.3%
P34703-003		1	0.3%
P34704-001		1	0.3%
P34903-001		1	0.3%
P34906-002		2	0.5%
P35004-002		2	0.5%
P35009-009		1	0.3%
P35102-002		1	0.3%
P35109-003		1	0.3%
P35302-001		1	0.3%
P35304-005		1	0.3%
P35305-002		1	0.3%
P35306-003		1	0.3%
P35403-002		1	0.3%
P35506-004		1	0.3%
P35603-003		1	0.3%
P35706-002		1	0.3%
P35707-002		1	0.3%
P35709-009		1	0.3%
P35803-002		1	0.3%
P35901-003		1	0.3%
P35905-002		1	0.3%
P36006-001		1	0.3%
P36202-003		1	0.3%
P36308-001		1	0.3%
P36310-001		1	0.3%
P36502-011		1	0.3%
P36508-002		1	0.3%
P36702-003		1	0.3%
P36705-010		1	0.3%
P36802-003		1	0.3%
P36910-001		1	0.3%
P37006-002		2	0.5%
P37009-014		1	0.3%
P37205-001		1	0.3%
P37209-002		1	0.3%
P37306-002		1	0.3%
P37501-001		1	0.3%
P37601-001		1	0.3%
P37610-003		1	0.3%
P37902-002		1	0.3%

File : gsec12

h12q11b: Who in the household works on this activity?

Value	Label	Cases	Percentage
P38101-005		1	0.3%
P38403-002		1	0.3%
P38507-005		1	0.3%
P38601-002		1	0.3%
P38702-001		1	0.3%
P38802-003		1	0.3%
P38808-002		1	0.3%
P38907-011		1	0.3%
P38909-002		1	0.3%
P39309-002		1	0.3%
P39409-003		1	0.3%
P39601-002		1	0.3%
P39602-002		2	0.5%
P39603-002		1	0.3%
P39604-002		1	0.3%
P39605-002		1	0.3%
P39710-004		1	0.3%
P39804-001		1	0.3%
P39906-001		1	0.3%
P40109-003		1	0.3%
P40703-003		1	0.3%
P40704-002		1	0.3%
P40802-002		1	0.3%
P40810-002		1	0.3%
P41103-002		1	0.3%
P41605-002		1	0.3%
P41606-010		1	0.3%
P41607-005		1	0.3%
P41607-010		1	0.3%
P41610-001		2	0.5%
P41905-002		1	0.3%
P42004-001		1	0.3%
P42101-002		1	0.3%
P42404-001		1	0.3%
P42405-001		1	0.3%
P42502-002		1	0.3%
P42503-002		1	0.3%
P42807-002		1	0.3%
P43002-002		1	0.3%
P43005-002		1	0.3%
P43008-001		1	0.3%

Warning: these figures indicate the number of cases found in the data file. They cannot be interpreted as summary statistics of the population of interest.

File : gsec12

h12q11c: Who in the household works on this activity?

Information	[Type= discrete] [Format=character] [Missing=*]
Statistics [NW/ W]	[Valid=97 /-] [Invalid=0 /-]

Value	Label	Cases	Percentage
P00208-006		1	1.0%
P00313-011		1	1.0%
P00810-007		1	1.0%
P01402-009		1	1.0%
P03709-003		1	1.0%
P03811-002		1	1.0%
P04501-003		1	1.0%
P04508-020		1	1.0%
P05108-004		1	1.0%
P05305-023		1	1.0%
P05403-007		1	1.0%
P05706-003		1	1.0%
P06704-006		1	1.0%
P07502-034		1	1.0%
P08103-008		1	1.0%
P08303-003		1	1.0%
P09410-006		1	1.0%
P09909-002		1	1.0%
P09910-002		1	1.0%
P10709-004		1	1.0%
P11409-003		1	1.0%
P11414-018		1	1.0%
P11509-004		1	1.0%
P11903-005		1	1.0%
P13009-005		1	1.0%
P14308-013		1	1.0%
P14612-006		1	1.0%
P15904-004		1	1.0%
P16201-006		1	1.0%
P16401-001		1	1.0%
P16401-006		1	1.0%
P16501-006		1	1.0%
P18012-006		1	1.0%
P18307-002		1	1.0%
P19402-009		1	1.0%
P19504-005		1	1.0%
P19605-003		1	1.0%
P19702-012		1	1.0%
P19702-017		1	1.0%
P20201-003		1	1.0%
P20210-009		1	1.0%

File : gsec12

h12q11c: Who in the household works on this activity?

Value	Label	Cases	Percentage
P20305-005		1	1.0%
P21107-013		1	1.0%
P21405-003		1	1.0%
P21407-008		1	1.0%
P21408-005		1	1.0%
P21503-003		1	1.0%
P21506-004		1	1.0%
P21507-003		1	1.0%
P21708-006		1	1.0%
P23402-004		1	1.0%
P23405-005		1	1.0%
P23504-002		1	1.0%
P23504-003		1	1.0%
P23708-004		1	1.0%
P24407-003		1	1.0%
P25401-005		1	1.0%
P28205-005		1	1.0%
P28310-004		1	1.0%
P29004-006		1	1.0%
P29401-003		1	1.0%
P29902-033		1	1.0%
P30008-011		1	1.0%
P31904-001		1	1.0%
P33202-003		1	1.0%
P33506-003		1	1.0%
P33907-005		1	1.0%
P33908-004		1	1.0%
P34602-004		1	1.0%
P34606-004		1	1.0%
P34703-005		1	1.0%
P34704-002		1	1.0%
P34707-015		1	1.0%
P35004-005		1	1.0%
P35109-004		1	1.0%
P35302-003		1	1.0%
P35306-005		1	1.0%
P35603-004		1	1.0%
P35706-003		1	1.0%
P35709-008		1	1.0%
P35901-004		1	1.0%
P36006-004		1	1.0%
P36202-004		1	1.0%
P36308-003		1	1.0%

File : gsec12

h12q11c: Who in the household works on this activity?

Value	Label	Cases	Percentage
P36702-004		1	1.0%
P36802-004		1	1.0%
P37209-003		1	1.0%
P38101-004		1	1.0%
P38907-008		1	1.0%
P39601-003		1	1.0%
P39602-003		1	1.0%
P39603-007		1	1.0%
P39605-003		1	1.0%
P39710-005		1	1.0%
P41607-002		1	1.0%
P41607-009		1	1.0%
P41610-002		1	1.0%

Warning: these figures indicate the number of cases found in the data file. They cannot be interpreted as summary statistics of the population of interest.

h12q11d: Who in the household works on this activity?

Information	[Type= discrete] [Format=character] [Missing=*]
Statistics [NW/ W]	[Valid=41 /-] [Invalid=0 /-]

Value	Label	Cases	Percentage
P00810-006		1	2.4%
P05403-008		1	2.4%
P05706-006		1	2.4%
P06704-007		1	2.4%
P07502-035		1	2.4%
P08303-014		1	2.4%
P09410-007		1	2.4%
P10709-005		1	2.4%
P11409-002		1	2.4%
P11414-015		1	2.4%
P11509-012		1	2.4%
P13010-001		1	2.4%
P14308-006		1	2.4%
P18012-005		1	2.4%
P18307-002		1	2.4%
P19702-012		1	2.4%
P19702-033		1	2.4%
P21107-005		1	2.4%
P21503-004		1	2.4%
P21507-004		1	2.4%
P23708-002		1	2.4%
P28310-005		1	2.4%
P30008-003		1	2.4%
P30901-008		1	2.4%
P31904-001		1	2.4%

File : gsec12

h12q11d: Who in the household works on this activity?

Value	Label	Cases	Percentage
P33202-004		1	2.4%
P33506-004		1	2.4%
P33908-005		1	2.4%
P35004-012		1	2.4%
P35302-004		1	2.4%
P35306-005		1	2.4%
P35403-001		1	2.4%
P35603-005		1	2.4%
P35709-007		1	2.4%
P35901-005		1	2.4%
P36308-004		1	2.4%
P36702-005		1	2.4%
P37209-004		1	2.4%
P38907-012		1	2.4%
P39605-004		1	2.4%
P41607-001		1	2.4%

Warning: these figures indicate the number of cases found in the data file. They cannot be interpreted as summary statistics of the population of interest.

h12q11e: Who in the household works on this activity?

Information	[Type= discrete] [Format=character] [Missing=*]
Statistics [NW/ W]	[Valid=29 /-] [Invalid=0 /-]

Value	Label	Cases	Percentage
P05403-005		1	3.4%
P07202-001		1	3.4%
P07206-001		1	3.4%
P08102-001		1	3.4%
P08103-001		1	3.4%
P10709-009		1	3.4%
P11414-002		1	3.4%
P18307-002		1	3.4%
P18806-008		1	3.4%
P19009-001		1	3.4%
P21107-012		1	3.4%
P21507-005		1	3.4%
P22110-011		1	3.4%
P25404-001		1	3.4%
P28310-007		1	3.4%
P31904-001		1	3.4%
P33108-001		1	3.4%
P33202-005		1	3.4%
P33506-005		1	3.4%
P35302-005		1	3.4%
P35306-004		1	3.4%
P35603-007		1	3.4%

File : gsec12

h12q11e: Who in the household works on this activity?

Value	Label	Cases	Percentage
P35709-006		1	3.4%
P36308-005		1	3.4%
P36702-006		1	3.4%
P37205-002		1	3.4%
P37209-005		1	3.4%
P38208-001		1	3.4%
P38907-010		1	3.4%

Warning: these figures indicate the number of cases found in the data file. They cannot be interpreted as summary statistics of the population of interest.

h12q12: In the past 12 months, how many months did the enterprise operate?

Information	[Type= discrete] [Format=numeric] [Range= 0-12] [Missing=*]
Statistics [NW/ W]	[Valid=1676 /-] [Invalid=1766 /-]

Value	Label	Cases	Percentage
0		9	0.5%
1		21	1.3%
2		28	1.7%
3		42	2.5%
4		64	3.8%
5		45	2.7%
6		93	5.5%
7		40	2.4%
8		82	4.9%
9		52	3.1%
10		66	3.9%
11		23	1.4%
12		1111	66.3%
Sysmiss		1766	

Warning: these figures indicate the number of cases found in the data file. They cannot be interpreted as summary statistics of the population of interest.

h12q12a: Is this enterprise in operation today?

Information	[Type= discrete] [Format=numeric] [Range= 1-2] [Missing=*]
Statistics [NW/ W]	[Valid=564 /-] [Invalid=2878 /-]

Value	Label	Cases	Percentage
1	Yes	475	84.2%
2	No	89	15.8%
Sysmiss		2878	

Warning: these figures indicate the number of cases found in the data file. They cannot be interpreted as summary statistics of the population of interest.

h12q13: What is/was the average monthly gross revenues during the months of operation?

Information	[Type= continuous] [Format=numeric] [Range= 0-62500000] [Missing=*]
Statistics [NW/ W]	[Valid=1672 /-] [Invalid=1770 /-]

h12q14: How many people does this enterprise hire during a typical month of operation?

Information	[Type= continuous] [Format=numeric] [Range= 0-30] [Missing=*]
Statistics [NW/ W]	[Valid=1717 /-] [Invalid=1725 /-]

File : gsec12

h12q15: What is/was the average expenditure on wages during a typical month of operation

Information	[Type= continuous] [Format=numeric] [Range= 0-18700000] [Missing=*]
Statistics [NW/ W]	[Valid=1672 /-] [Invalid=1770 /-]

h12q16: Avg expenditure on raw materials/stock during a typical month of operation?

Information	[Type= continuous] [Format=numeric] [Range= 0-30000000] [Missing=*]
Statistics [NW/ W]	[Valid=1673 /-] [Invalid=1769 /-]

h12q17: Other operating expenses such as fuel, kerosene, electricity etc. during typical

Information	[Type= continuous] [Format=numeric] [Range= 0-5300000] [Missing=*]
Statistics [NW/ W]	[Valid=1673 /-] [Invalid=1769 /-]

h12q18: Is this enterprise registered for VAT?

Information	[Type= discrete] [Format=numeric] [Range= 1-9] [Missing=*]
Statistics [NW/ W]	[Valid=1676 /-] [Invalid=1766 /-]

Value	Label	Cases	Percentage
1	YES	61	3.6%
2	NO	1561	93.1%
8	Don't Know	53	3.2%
9	Refused	1	0.1%
Sysmiss		1766	

Warning: these figures indicate the number of cases found in the data file. They cannot be interpreted as summary statistics of the population of interest.

h12q19: Is this enterprise registered for income tax?

Information	[Type= discrete] [Format=numeric] [Range= 1-9] [Missing=*]
Statistics [NW/ W]	[Valid=1676 /-] [Invalid=1766 /-]

Value	Label	Cases	Percentage
1	YES	83	5.0%
2	NO	1544	92.1%
8	Don't Know	49	2.9%
9	Refused	0	
Sysmiss		1766	

Warning: these figures indicate the number of cases found in the data file. They cannot be interpreted as summary statistics of the population of interest.

merge

Information	[Type= discrete] [Format=numeric] [Range= -2-9999] [Missing=*]
Statistics [NW/ W]	[Valid=3442 /-] [Invalid=0 /-]

Value	Label	Cases	Percentage
-2	matchvar==missing in using data	0	
-1	matchvar==missing in master data	0	
1	only in master data	0	
2	only in using data	0	
3	both in master and using data	3442	100.0%
9999	signature	0	

Warning: these figures indicate the number of cases found in the data file. They cannot be interpreted as summary statistics of the population of interest.

File : GSEC12_1

HHID: Household Unique Identifier in 2013/14

Information	[Type= discrete] [Format=character] [Missing=*]
Statistics [NW/ W]	[Valid=3115 /-] [Invalid=0 /-]

h12q1: Over the past 12 months, has anyone in your household operated any non-agricultu

Information	[Type= discrete] [Format=numeric] [Range= 1-2] [Missing=*]
Statistics [NW/ W]	[Valid=3115 /-] [Invalid=0 /-]

Value	Label	Cases	Percentage
1	Yes	1393	44.7%
2	No	1722	55.3%

Warning: these figures indicate the number of cases found in the data file. They cannot be interpreted as summary statistics of the population of interest.

h12q2: WHAT IS THE ID CODE OF THE RESPONDENT TO THIS SECTION?

Information	[Type= discrete] [Format=character] [Missing=*]
Statistics [NW/ W]	[Valid=1395 /-] [Invalid=0 /-]

wgt_X: Cross sectional weight for 2013_2014 panel survey

Information	[Type= continuous] [Format=numeric] [Range= 314.975738525391-6452.8603515625] [Missing=*]
Statistics [NW/ W]	[Valid=3115 /-] [Invalid=0 /-]

File : GSEC14A

HHID: Household Unique Identifier in 2013/14

Information	[Type= discrete] [Format=character] [Missing=*]
Statistics [NW/ W]	[Valid=68587 /-] [Invalid=0 /-]

h14q2: Asset code

Information	[Type= discrete] [Format=numeric] [Range= 1-22] [Missing=*]
Statistics [NW/ W]	[Valid=68587 /-] [Invalid=0 /-]

Value	Label	Cases	Percentage	
1	House	3119	<div></div>	4.5%
2	Other buildings	3119	<div></div>	4.5%
3	Non-Agricultural Land	3119	<div></div>	4.5%
4	Furniture/furnishings	3119	<div></div>	4.5%
5	Household appliances	3118	<div></div>	4.5%
6	Television	3118	<div></div>	4.5%
7	Radio/Cassette	3119	<div></div>	4.5%
8	Generators	3118	<div></div>	4.5%
9	Solar panel/electric inverters	3118	<div></div>	4.5%
10	Bicycle	3118	<div></div>	4.5%
11	Motor cycle	3118	<div></div>	4.5%
12	Motor vehicle	3118	<div></div>	4.5%
13	Boat	3118	<div></div>	4.5%
14	Other Transport equipment	3118	<div></div>	4.5%
15	Jewelry and Watches	3117	<div></div>	4.5%
16	Mobile phone	3119	<div></div>	4.5%
17	Computer	3118	<div></div>	4.5%
18	Internet Access	3117	<div></div>	4.5%
19	Other electronic equipment	3115	<div></div>	4.5%
20	Other household assets e.g. lawn mowers, etc.	3115	<div></div>	4.5%
21	Other 1 (specify)	3116	<div></div>	4.5%
22	Other 2 (specify)	3113	<div></div>	4.5%

Warning: these figures indicate the number of cases found in the data file. They cannot be interpreted as summary statistics of the population of interest.

h14q3: Do you, or anyone else in your household, own a functioning [ASSET]?

Information	[Type= discrete] [Format=numeric] [Range= 1-2] [Missing=*]
Statistics [NW/ W]	[Valid=68587 /-] [Invalid=0 /-]

Value	Label	Cases	Percentage	
1	Yes	14499	<div></div>	21.1%
2	No	54088	<div></div>	78.9%

Warning: these figures indicate the number of cases found in the data file. They cannot be interpreted as summary statistics of the population of interest.

h14q4: How many [...] do your household own at present as a NUMBER?

Information	[Type= continuous] [Format=numeric] [Range= 0-313] [Missing=*]
Statistics [NW/ W]	[Valid=11060 /-] [Invalid=57527 /-]

h14q3A: Who is the primary owner of this/these asset(s)

Information	[Type= discrete] [Format=character] [Missing=*]
Statistics [NW/ W]	[Valid=14515 /-] [Invalid=0 /-]

File : GSEC14A

h14q3B: Who is the secondary owner of this/these asset(s)

Information	[Type= discrete] [Format=character] [Missing=*]
Statistics [NW/ W]	[Valid=8472 /-] [Invalid=0 /-]

h14q5: What is the total estimated value of all the assets own by your household? ?

Information	[Type= continuous] [Format=numeric] [Range= 0-1500000000] [Missing=*]
Statistics [NW/ W]	[Valid=14478 /-] [Invalid=54109 /-]

h14q2b: Number of Assets in Wave-1

Information	[Type= continuous] [Format=numeric] [Range= 0-151] [Missing=*]
Statistics [NW/ W]	[Valid=3059 /-] [Invalid=65528 /-]

h14q8: What is the correct number of assets at the last visit?







Information	[Type= continuous] [Format=numeric] [Range= 0-25] [Missing=*]
Statistics [NW/ W]	[Valid=942 /-] [Invalid=67645 /-]

h14q2c: Value of Assets in Wave-1

Information	[Type= continuous] [Format=numeric] [Range= 1-300000000] [Missing=*]
Statistics [NW/ W]	[Valid=4614 /-] [Invalid=63973 /-]

h14q6: Why less? (No. Of Assets)





Information	[Type= discrete] [Format=numeric] [Range= 1-6] [Missing=*]
Statistics [NW/ W]	[Valid=854 /-] [Invalid=67733 /-]

Value	Label	Cases	Percentage
1	Asset Sold	78	 9.1%
2	Asset Destroyed	305	 35.7%
3	Asset Given Away	44	 5.2%
4	Asset Stolen	64	 7.5%
5	An old member of HH took it with him/her.	158	 18.5%
6	Asset Misreported last time	205	 24.0%
Sysmiss		67733	

Warning: these figures indicate the number of cases found in the data file. They cannot be interpreted as summary statistics of the population of interest.

h14q7: Why More?(No.Of Assets)

Information	[Type= discrete] [Format=numeric] [Range= 1-4] [Missing=*]
Statistics [NW/ W]	[Valid=1992 /-] [Invalid=66595 /-]

Value	Label	Cases	Percentage
1	Purchased additional asset	1218	 61.1%
2	Received gift/inheritance of additional asset	32	 1.6%
3	A new member to the HH brought them with him/her	53	 2.7%
4	Assets misreported last time	689	 34.6%
Sysmiss		66595	

Warning: these figures indicate the number of cases found in the data file. They cannot be interpreted as summary statistics of the population of interest.

wgt_X: Cross sectional weight for 2013_2014 panel survey

Information	[Type= continuous] [Format=numeric] [Range= 314.975738525391-6452.8603515625] [Missing=*]
Statistics [NW/ W]	[Valid=68587 /-] [Invalid=0 /-]

File : GSEC14B

HHID: Household Unique Identifier in 2013/14

Information [Type= discrete] [Format=character] [Missing=*]

Statistics [NW/ W] [Valid=24946 /-] [Invalid=0 /-]

HHASH_ID: Asset code

Information [Type= discrete] [Format=numeric] [Range= 1-17] [Missing=*]

Statistics [NW/ W] [Valid=24946 /-] [Invalid=0 /-]

Value	Label	Cases	Percentage	
1	House	3119	<div></div>	12.5%
6	Television	3118	<div></div>	12.5%
7	Radio/Cassette	3118	<div></div>	12.5%
10	Bicycle	3119	<div></div>	12.5%
11	Motor cycle	3118	<div></div>	12.5%
12	Motor vehicle	3118	<div></div>	12.5%
16	Mobile phone	3119	<div></div>	12.5%
17	Computer	3117	<div></div>	12.5%

Warning: these figures indicate the number of cases found in the data file. They cannot be interpreted as summary statistics of the population of interest.

h14Bq2: Did any member of your household own [ASSET] 2 or 4 years ago?

Information [Type= discrete] [Format=numeric] [Range= 1-2] [Missing=*]

Statistics [NW/ W] [Valid=24946 /-] [Invalid=0 /-]

Value	Label	Cases	Percentage	
1	Yes	8997	<div></div>	36.1%
2	No	15949	<div></div>	63.9%

Warning: these figures indicate the number of cases found in the data file. They cannot be interpreted as summary statistics of the population of interest.

h14Bq3a: How many [...] did your household own 2 years ago?

Information [Type= continuous] [Format=numeric] [Range= 0-12] [Missing=*]

Statistics [NW/ W] [Valid=8990 /-] [Invalid=15956 /-]

h14Bq3b: How many [...] did your household own 4 years ago?

Information [Type= continuous] [Format=numeric] [Range= 0-33] [Missing=*]

Statistics [NW/ W] [Valid=8990 /-] [Invalid=15956 /-]

wgt_X: Cross sectional weight for 2013_2014 panel survey

Information [Type= continuous] [Format=numeric] [Range= 314.975738525391-6452.8603515625] [Missing=*]

Statistics [NW/ W] [Valid=24946 /-] [Invalid=0 /-]

File : GSEC15	
# HHID: Household Unique Identifier in 2013/14	
Information	[Type= discrete] [Format=character] [Missing=*]
Statistics [NW/ W]	[Valid=3119 /-] [Invalid=0 /-]
# T6FQ01a: Ave No of HH member male adults present in last 7 days	
Information	[Type= continuous] [Format=numeric] [Range= 0-7] [Missing=*]
Statistics [NW/ W]	[Valid=3118 /-] [Invalid=1 /-]
# T6FQ01b: Ave No of HH member female adults present in last 7 days	
Information	[Type= continuous] [Format=numeric] [Range= 0-7] [Missing=*]
Statistics [NW/ W]	[Valid=3118 /-] [Invalid=1 /-]
# T6FQ01c: Ave No of HH member male children present in last 7 days	
Information	[Type= continuous] [Format=numeric] [Range= 0-8] [Missing=*]
Statistics [NW/ W]	[Valid=3118 /-] [Invalid=1 /-]
# T6FQ01d: Ave No of HH member female children present in last 7 days	
Information	[Type= continuous] [Format=numeric] [Range= 0-20] [Missing=*]
Statistics [NW/ W]	[Valid=3118 /-] [Invalid=1 /-]
# T6FQ01e: Ave No of visitor male adults present in last 7 days	
Information	[Type= continuous] [Format=numeric] [Range= 0-60] [Missing=*]
Statistics [NW/ W]	[Valid=3118 /-] [Invalid=1 /-]
# T6FQ01f: Ave No of visitor female adults present in last 7 days	
Information	[Type= continuous] [Format=numeric] [Range= 0-55] [Missing=*]
Statistics [NW/ W]	[Valid=3118 /-] [Invalid=1 /-]
# T6FQ01g: Ave No of visitor male children present in last 7 days	
Information	[Type= continuous] [Format=numeric] [Range= 0-10] [Missing=*]
Statistics [NW/ W]	[Valid=3118 /-] [Invalid=1 /-]
# T6FQ01h: Ave No of visitor female children present in last 7 days	
Information	[Type= continuous] [Format=numeric] [Range= 0-10] [Missing=*]
Statistics [NW/ W]	[Valid=3118 /-] [Invalid=1 /-]
# wgt_X: Cross sectional weight for 2013_2014 panel survey	
Information	[Type= continuous] [Format=numeric] [Range= 314.975738525391-6452.8603515625] [Missing=*]
Statistics [NW/ W]	[Valid=3119 /-] [Invalid=0 /-]

File : GSEC15B

HHID: Household Unique Identifier in 2013/14

Information [Type= discrete] [Format=character] [Missing=*]

Statistics [NW/ W] [Valid=50422 /-] [Invalid=0 /-]

itmed: Code consumption item

Information [Type= discrete] [Format=numeric] [Range= 101-191] [Missing=*]

Statistics [NW/ W] [Valid=50422 /-] [Invalid=0 /-]

Value	Label	Cases	Percentage
101	Plantains(Matooke)-Bunch	1333	2.6%
102	Plantains(Matooke)-Cluster	148	0.3%
103	Plantains(Matooke)-heap	231	0.5%
104	Plantains(Matooke)-Other units	8	0.0%
105	Sweet potatoes (fresh)	1472	2.9%
106	Sweet potatoes (dry)	38	0.1%
107	Cassava (fresh)	1782	3.5%
108	Cassava (dry/flour)	0	
109	Irish potatoes	590	1.2%
110	Rice	1063	2.1%
111	Maize (grains)	93	0.2%
112	Maize (cobs)	615	1.2%
113	Maize (flour)	1749	3.5%
114	bread	0	
115	Millet (flour)	640	1.3%
116	Sorghum (flour)	377	0.7%
117	Beef	1218	2.4%
118	Pork	275	0.5%
119	Goat meat	270	0.5%
120	Other meat	44	0.1%
121	chicken - Local	377	0.7%
122	Fresh fish	518	1.0%
123	dry/smoked fish	901	1.8%
124	Eggs	597	1.2%
125	Fresh milk	1292	2.6%
126	Infant formula food	9	0.0%
127	Cooking oil	2196	4.4%
128	Ghee	190	0.4%
129	margarine, butter, etc	156	0.3%
130	Passion fruits	408	0.8%
131	Sweet bananas	649	1.3%
132	Mangos	621	1.2%
133	Oranges	410	0.8%
134	Other Fruits	291	0.6%
135	Onions	2634	5.2%
136	Tomatoes	2529	5.0%
137	Cabbages	1077	2.1%

File : GSEC15B

itmcd: Code consumption item

Value	Label	Cases	Percentage
138	Dodo	1310	2.6%
139	Other Vegetables	1023	2.0%
140	Beans (fresh)	600	1.2%
141	Beans (dry)	2216	4.4%
142	Ground nuts (in shell)	153	0.3%
143	Ground nut seeds (unshelled)	269	0.5%
144	ground nuts (pounded)	1066	2.1%
145	Peas (fresh)	73	0.1%
146	Simsim	280	0.6%
147	Sugar	2267	4.5%
148	Coffee	226	0.4%
149	Tea	2147	4.3%
150	Salt	2973	5.9%
151	Soda	508	1.0%
152	Beer	162	0.3%
153	Other alcoholic drinks	460	0.9%
154	Other drinks	30	0.1%
155	Cigarettes	136	0.3%
156	Other Tobacco	137	0.3%
157	Food	630	1.2%
158	Soda	141	0.3%
159	Beer	78	0.2%
160	Other juice	43	0.1%
161	Other foods	92	0.2%
162	Peas(dry)	286	0.6%
163	Ground nuts paste	216	0.4%
164	Green pepper	309	0.6%
165	Pumpkins	308	0.6%
166	Avocado	959	1.9%
167	Carrots	162	0.3%
168	Egg plant	755	1.5%
169	Watermelon	69	0.1%
170	Pineapple	334	0.7%
171	Pawpaw	660	1.3%
172	Wheat (flour)	35	0.1%
173	Chapati	599	1.2%
174	Apples	31	0.1%
175	water	97	0.2%
180	sweet potatoes flour	15	0.0%
181	Cassava (dry)	229	0.5%
182	Cassava (flour)	694	1.4%
190	Loaf	525	1.0%
191	Bun	318	0.6%

Warning: these figures indicate the number of cases found in the data file. They cannot be interpreted as summary statistics of the population of interest.

File : GSEC15B

h15bq2c: Food grouping

Information [Type= discrete] [Format=numeric] [Range= 1-12] [Missing=*]

Statistics [NW/ W] [Valid=50422 /-] [Invalid=0 /-]

Value	Label	Cases	Percentage
1	Cereals and cereal products	6014	11.9%
2	Starches	7189	14.3%
3	Sugar and sweets	2267	4.5%
4	Pulses, dry	3175	6.3%
5	Nuts and seeds	1984	3.9%
6	Vegetables	11066	21.9%
7	Fruits	2824	5.6%
8	Meat, meat product, fish	4200	8.3%
9	Milk and milk products	1301	2.6%
10	Oil, Fats, Spices	5515	10.9%
11	Beverages	4038	8.0%
12	Outside food and drink	849	1.7%

Warning: these figures indicate the number of cases found in the data file. They cannot be interpreted as summary statistics of the population of interest.

h15bq3a: In the past [RECALL] did household consume any [ITEM]?

Information [Type= discrete] [Format=numeric] [Range= 1-2] [Missing=*]

Statistics [NW/ W] [Valid=50422 /-] [Invalid=0 /-]

Value	Label	Cases	Percentage
1	Yes	50309	99.8%
2	No	113	0.2%

Warning: these figures indicate the number of cases found in the data file. They cannot be interpreted as summary statistics of the population of interest.

h15bq3b: How many days in the past [PERIOD] was [ITEM] consumed?

Information [Type= continuous] [Format=numeric] [Range= 1-7] [Missing=*]

Statistics [NW/ W] [Valid=50387 /-] [Invalid=35 /-]

Value	Label	Cases	Percentage
1	1	9779	19.4%
2	2	9303	18.5%
3	3	6709	13.3%
4	4	4095	8.1%
5	5	2549	5.1%
6	6	1311	2.6%
7	7	16641	33.0%

Warning: these figures indicate the number of cases found in the data file. They cannot be interpreted as summary statistics of the population of interest.

untcd: Unit of quantity

Information [Type= discrete] [Format=numeric] [Range= 1-142092] [Missing=*]

Statistics [NW/ W] [Valid=49624 /-] [Invalid=798 /-]

Value	Label	Cases	Percentage
1	Kilogram (kg)	10141	20.4%
2	Gram	21	0.0%
3	Litre	789	1.6%

File : GSEC15B

untetd: Unit of quantity

Value	Label	Cases	Percentage
4	Small cup wuth handle(Akendo)	0	
5	Metre	0	
6	Square metre	0	
7	Yard	0	
8	Millilitre	0	
9	Sack (120 kgs)	0	
10	Sack (100 kgs)	3	0.0%
11	Sack (80 kgs)	2	0.0%
12	Sack (50 kgs)	19	0.0%
14	Jerrican (20 lts)	8	0.0%
15	Jerrican (10 lts)	4	0.0%
16	Jerrican (5 lts)	7	0.0%
17	Jerrican (3 lts)	27	0.1%
18	Jerrican (2 lts)	8	0.0%
19	Jerrican (1 lt)	38	0.1%
20	Tin (Debe) - 20 lts	30	0.1%
21	Tin (5 lts)	33	0.1%
22	Plastic Basin (15 lts)	248	0.5%
23	Bottle(750ml)	38	0.1%
24	Bottle(500ml)	300	0.6%
25	Bottle(350ml)	120	0.2%
26	Bottle(300ml)	668	1.3%
27	Bottle(250ml)	160	0.3%
28	Bottle(150ml)	153	0.3%
29	Kimbo/Cowboy/Blueband Tin (2kg)	69	0.1%
30	Kimbo/Cowboy/Blueband Tin (1kg)	101	0.2%
31	Kimbo/Cowboy/Blueband Tin (0.5kg)	192	0.4%
32	Cup/Mug(0.5lt)	2767	5.6%
33	Glass(0.25lt)	378	0.8%
34	Ladle(100g)	1	0.0%
35	Table spoon	119	0.2%
36	Tea spoon	37	0.1%
37	Basket (20 kg)	20	0.0%
38	Basket (10 kg)	116	0.2%
39	Basket (5 kg)	316	0.6%
40	Basket (2 kg)	255	0.5%
43	Buns (200 g)	85	0.2%
44	Buns (100 g)	136	0.3%
45	Buns (50 g)	94	0.2%
46	Bathing soap (Tablet)	0	
47	Washing soap (Bar)	0	
48	Washing soap (Tablet)	0	
49	Packet (2 kg)	2	0.0%

File : GSEC15B

untetd: Unit of quantity

Value	Label	Cases	Percentage
50	Packet (1 kg)	16	0.0%
51	Packet (500 g)	2044	4.1%
52	Packet (250 g)	758	1.5%
53	Packet (100 g)	478	1.0%
54	Packet(125g)	99	0.2%
55	Fish Whole(small)	285	0.6%
56	Fish Whole (medium)	324	0.7%
57	Fish Whole (large)	109	0.2%
58	Fish Cut piece (up to 1kg)	11	0.0%
59	Fish Cut piece (1 - 2 kg)	4	0.0%
60	Fish Cut piece(Above 2 kg)	0	
61	Tray of 30 eggs	29	0.1%
62	Ream	0	
63	Crate	9	0.0%
64	Heap(unspecified)	0	
65	Dozen	0	
66	Bundle (Unspecified)	0	
67	Bunch- Big	173	0.3%
68	Bunch- medium	547	1.1%
69	Bunch- small	824	1.7%
70	Bunch(Big)	0	
71	Bunch(Medium)	0	
72	Bunch(Small)	0	
73	Cluster(Unspecified)	0	
74	Gourd(1-5lts)	2	0.0%
75	Gourd(5-10lts)	0	
76	Gourd (Above 10 lts)	0	
77	Jug (2 lts)	49	0.1%
78	Jug (1.5 lts)	6	0.0%
79	Jug (1 lt)	25	0.1%
80	Tot (50 ml)	52	0.1%
81	Tot (sachet)	1	0.0%
82	Tot (Unspecified)	0	
83	Tobacco leaf (Number)	80	0.2%
84	Pair	0	
85	Number of Units (General)	599	1.2%
86	Acre	0	
87	Piece-Big	1355	2.7%
88	Piece-Medium	3270	6.6%
89	Piece-Small	2934	5.9%
90	Heap - Big	1542	3.1%
91	Heap - medium	3562	7.2%
92	Heap - small	3927	7.9%

File : GSEC15B

unted: Unit of quantity

Value	Label	Cases	Percentage
93	Cluster - big	132	0.3%
94	Cluster - medium	227	0.5%
95	Cluster - Small	134	0.3%
96	Bundle-Big	492	1.0%
97	Bundle-Medium	872	1.8%
98	Bundle-Small	671	1.4%
99	Others specify	29	0.1%
100	Fish Whole-Large	1	0.0%
101	Fish Whole-Medium	3	0.0%
102	Fish Whole-Small	3	0.0%
103	Plastinbasin(5ltrs)	221	0.4%
104	Glass(0.5ltrs)	8	0.0%
105	Glass(0.125ltrs)	86	0.2%
106	Jug(2.5ltrs)	34	0.1%
107	Nice cup(100g)- Large	375	0.8%
108	Nice cup(60g)-Medium	879	1.8%
109	Nice cup(50g)-Small	156	0.3%
110	Metallic tumbler(100g)- Big	38	0.1%
111	Metallic tumbler(50g)- Small	21	0.0%
112	Plastic tumbler(50g)- Big	3	0.0%
113	Plastic tumbler(30g)-Small	0	
114	Plastic plate(60g)-Large	152	0.3%
115	Plastic plate(30g)-Small	138	0.3%
116	Metallic plate(100g)-Large	6	0.0%
117	Metallic plate(80g)- Small	3	0.0%
118	Plastic bowl(40g)	17	0.0%
119	Nomi Tin(1kg)	30	0.1%
120	Nomi Tin(500g)	37	0.1%
121	Nomi Tin(250g)	43	0.1%
122	Nido Tin(400g)	11	0.0%
123	Akendo-Big	421	0.8%
124	Akendo-Medium	506	1.0%
125	Akendo-Small	587	1.2%
126	Jerrican(0.5ltrs)	20	0.0%
127	Container- Big	12	0.0%
128	Container-Medium	55	0.1%
129	Container-Small	145	0.3%
130	Container- Smallest	17	0.0%
131	Bottle(500g)	0	
132	Bottle(350g)	1	0.0%
133	Sadolin Tin- 3ltrs	0	
134	Loaf (Kg)	305	0.6%
135	Loaf (0.5kg)	220	0.4%

File : GSEC15B

untcd: Unit of quantity

Value	Label	Cases	Percentage
137	Bottle (1tr	73	0.1%
138	Bottle (1.5ltr)	53	0.1%
139	Bottle (2ltr)	10	0.0%
140	sacket (10g)	337	0.7%
141	Sacket (15g)	1163	2.3%
142	Sacket (20g)	78	0.2%
143	Sacket (25g)	37	0.1%
144	Sacket (30g)	34	0.1%
145	Sacket (50g)	70	0.1%
146	Sacket (100g)	30	0.1%
147	Sacket (150g)	7	0.0%
142092		2	0.0%
Sysmiss		798	

Warning: these figures indicate the number of cases found in the data file. They cannot be interpreted as summary statistics of the population of interest.

h15bq4: How much came from purchases consumed at home in the past [RECALL]? QUANTITY

Information	[Type= continuous] [Format=numeric] [Range= 0.00999999977648258-400] [Missing=*]
Statistics [NW/ W]	[Valid=33547 -/] [Invalid=16875 -/]

h15bq5: How much came from purchases consumed at home in the past [RECALL]? VALUE

Information	[Type= continuous] [Format=numeric] [Range= 3-400000] [Missing=*]
Statistics [NW/ W]	[Valid=33586 -/] [Invalid=16836 -/]

h15bq6: How much came from purchases away from home in the past [RECALL]? QUANTITY

Information	[Type= continuous] [Format=numeric] [Range= 0.25-50] [Missing=*]
Statistics [NW/ W]	[Valid=764 -/] [Invalid=49658 -/]

h15bq7: How much came from purchases away from home in the past [RECALL]? VALUE

Information	[Type= continuous] [Format=numeric] [Range= 100-154000] [Missing=*]
Statistics [NW/ W]	[Valid=1313 -/] [Invalid=49109 -/]

h15bq8: How much came from own-production in the past [RECALL]? QUANTITY

Information	[Type= continuous] [Format=numeric] [Range= 0.100000001490116-210] [Missing=*]
Statistics [NW/ W]	[Valid=12757 -/] [Invalid=37665 -/]

h15bq9: How much came from own-production in the past [RECALL]? VALUE

Information	[Type= continuous] [Format=numeric] [Range= 20-210000] [Missing=*]
Statistics [NW/ W]	[Valid=12776 -/] [Invalid=37646 -/]

h15bq10: How much came from gifts\in-kind sources in the past [RECALL]? QUANTIY

Information	[Type= continuous] [Format=numeric] [Range= 0.1-232] [Missing=*]
Statistics [NW/ W]	[Valid=2936 -/] [Invalid=47486 -/]

h15bq11: How much came from gifts\in-kind sources in the past [RECALL]? VALUE

Information	[Type= continuous] [Format=numeric] [Range= 20-630000] [Missing=*]
Statistics [NW/ W]	[Valid=3100 -/] [Invalid=47322 -/]

File : GSEC15B**# h15bq14: How much [ITEM] did your household consume in total in the past [RECALL]? QUANTI**

Information	[Type= continuous] [Format=numeric] [Range= 0-400] [Missing=*]
-------------	--

Statistics [NW/ W]	[Valid=49646 /-] [Invalid=776 /-]
--------------------	-----------------------------------

h15bq15: How much [ITEM] did your household consume in total in the past [RECALL]? VALUE

Information	[Type= continuous] [Format=numeric] [Range= 0-630000] [Missing=*]
-------------	---

Statistics [NW/ W]	[Valid=50422 /-] [Invalid=0 /-]
--------------------	---------------------------------

h15bq12: Market Price

Information	[Type= continuous] [Format=numeric] [Range= 1-290000] [Missing=*]
-------------	---

Statistics [NW/ W]	[Valid=36974 /-] [Invalid=13448 /-]
--------------------	-------------------------------------

h15bq13: Farm Gate Price

Information	[Type= continuous] [Format=numeric] [Range= 1-60000] [Missing=*]
-------------	--

Statistics [NW/ W]	[Valid=12757 /-] [Invalid=37665 /-]
--------------------	-------------------------------------

wgt_X: Cross sectional weight for 2013_2014 panel survey

Information	[Type= continuous] [Format=numeric] [Range= 314.975738525391-6452.8603515625] [Missing=*]
-------------	---

Statistics [NW/ W]	[Valid=50422 /-] [Invalid=0 /-]
--------------------	---------------------------------

File : GSEC15BB_2

HHID: Household Unique Identifier in 2013/14

Information	[Type= discrete] [Format=character] [Missing=*]
Statistics [NW/ W]	[Valid=3119 /-] [Invalid=0 /-]

h15bq14_1: Have you heard of or do you have any knowledge about food fortiifcation?

Information	[Type= discrete] [Format=numeric] [Range= 1-2] [Missing=*]
Statistics [NW/ W]	[Valid=3053 /-] [Invalid=66 /-]

Value	Label	Cases	Percentage
1	Yes	613	20.1%
2	No	2440	79.9%
Sysmiss		66	

Warning: these figures indicate the number of cases found in the data file. They cannot be interpreted as summary statistics of the population of interest.

wgt_X: Cross sectional weight for 2013_2014 panel survey

Information	[Type= continuous] [Format=numeric] [Range= 314.975738525391-6452.8603515625] [Missing=*]
Statistics [NW/ W]	[Valid=3119 /-] [Invalid=0 /-]

File : GSEC15BB_3

HHID: Household Unique Identifier in 2013/14

Information	[Type= discrete] [Format=character] [Missing=*]
Statistics [NW/ W]	[Valid=18803 /-] [Invalid=0 /-]

PID: PERSON IDENTIFIER

Information	[Type= discrete] [Format=character] [Missing=*]
Statistics [NW/ W]	[Valid=18803 /-] [Invalid=0 /-]

T6FQ02a: Did [NAME] miss any of the meals taken by the household in the last 7 days?

Information	[Type= discrete] [Format=numeric] [Range= 1-2] [Missing=*]
Statistics [NW/ W]	[Valid=18646 /-] [Invalid=157 /-]

Value	Label	Cases	Percentage
1	Yes	4043	21.7%
2	No	14603	78.3%
Sysmiss		157	

Warning: these figures indicate the number of cases found in the data file. They cannot be interpreted as summary statistics of the population of interest.

T6FQ02b: Number of meals that [NAME] missed (between 1 and 14)

Information	[Type= continuous] [Format=numeric] [Range= 1-81] [Missing=*]
Statistics [NW/ W]	[Valid=4043 /-] [Invalid=14760 /-]

wgt_X: Cross sectional weight for 2013_2014 panel survey

Information	[Type= continuous] [Format=numeric] [Range= 314.975738525391-6452.8603515625] [Missing=*]
Statistics [NW/ W]	[Valid=18803 /-] [Invalid=0 /-]

File : GSEC15BB

HHID: Household Unique Identifier in 2013/14

Information	[Type= discrete] [Format=character] [Missing=*]
Statistics [NW/ W]	[Valid=15594 /-] [Invalid=0 /-]

h15bqid: FOOD ITEM CODE

Information	[Type= discrete] [Format=numeric] [Range= 113-172] [Missing=*]
Statistics [NW/ W]	[Valid=15594 /-] [Invalid=0 /-]

Value	Label	Cases	Percentage
113	Maize flour	3119	<div></div> 20.0%
127	Cooking oil	3119	<div></div> 20.0%
147	Sugar	3119	<div></div> 20.0%
150	Salt	3119	<div></div> 20.0%
172	Wheat flour	3118	<div></div> 20.0%

Warning: these figures indicate the number of cases found in the data file. They cannot be interpreted as summary statistics of the population of interest.

h15bq14: Did the household consume [ITEM]?

Information	[Type= discrete] [Format=numeric] [Range= 1-2] [Missing=*]
Statistics [NW/ W]	[Valid=15514 /-] [Invalid=80 /-]

Value	Label	Cases	Percentage
1	Yes	9360	<div></div> 60.3%
2	No	6154	<div></div> 39.7%
Sysmiss		80	

Warning: these figures indicate the number of cases found in the data file. They cannot be interpreted as summary statistics of the population of interest.

h15bq15: Is the ITEM fortified?

Information	[Type= discrete] [Format=numeric] [Range= 1-9] [Missing=*]
Statistics [NW/ W]	[Valid=9353 /-] [Invalid=6241 /-]

Value	Label	Cases	Percentage
1	Yes	4983	<div></div> 53.3%
2	No	1536	<div></div> 16.4%
9	DK	2834	<div></div> 30.3%
Sysmiss		6241	

Warning: these figures indicate the number of cases found in the data file. They cannot be interpreted as summary statistics of the population of interest.

h15bq16b: MAIZE BRAND

Information	[Type= discrete] [Format=numeric] [Range= 1-96] [Missing=*]
Statistics [NW/ W]	[Valid=1752 /-] [Invalid=13842 /-]

Value	Label	Cases	Percentage
1	Kisenyi	34	<div></div> 1.9%
2	Local brand	1260	<div></div> 71.9%
3	Maganjo	35	<div></div> 2.0%
4	Super	300	<div></div> 17.1%
96	Other (Specify)	123	<div></div> 7.0%
Sysmiss		13842	

Warning: these figures indicate the number of cases found in the data file. They cannot be interpreted as summary statistics of the population of interest.

File : GSEC15BB

h15bq17b: COOKING OIL BRAND

Information	[Type= discrete] [Format=numeric] [Range= 1-96] [Missing=*]
Statistics [NW/ W]	[Valid=2271 /-] [Invalid=13323 /-]

Value	Label	Cases	Percentage
1	Bidco	298	13.1%
2	Cowboy	53	2.3%
3	Fortune	558	24.6%
4	Goldenfry	54	2.4%
5	Mukwano	916	40.3%
6	Palmolein	31	1.4%
7	Pure vegetable	7	0.3%
8	Rockie	90	4.0%
9	Tamu	21	0.9%
10	Ufuta	83	3.7%
96	Other (Specify)	160	7.0%
Sysmiss		13323	

Warning: these figures indicate the number of cases found in the data file. They cannot be interpreted as summary statistics of the population of interest.

h15bq18b: SUGAR BRAND

Information	[Type= discrete] [Format=numeric] [Range= 1-96] [Missing=*]
Statistics [NW/ W]	[Valid=2285 /-] [Invalid=13309 /-]

Value	Label	Cases	Percentage
1	Kakira	1195	52.3%
2	Lugazi	502	22.0%
3	Kinyara	383	16.8%
4	Mumias	46	2.0%
5	Export	21	0.9%
96	Other (Specify)	138	6.0%
Sysmiss		13309	

Warning: these figures indicate the number of cases found in the data file. They cannot be interpreted as summary statistics of the population of interest.

h15bq19b: SALT BRAND

Information	[Type= discrete] [Format=numeric] [Range= 1-96] [Missing=*]
Statistics [NW/ W]	[Valid=3007 /-] [Invalid=12587 /-]

Value	Label	Cases	Percentage
1	Saffi	815	27.1%
2	Habari	1201	39.9%
3	Kay salt	265	8.8%
4	Chiluma	632	21.0%
96	Other (Specify)	94	3.1%
Sysmiss		12587	









Warning: these figures indicate the number of cases found in the data file. They cannot be interpreted as summary statistics of the population of interest.

h14q20B: WHEATBRAND

Information	[Type= discrete] [Format=numeric] [Range= 1-96] [Missing=*]
Statistics [NW/ W]	[Valid=38 /-] [Invalid=15556 /-]

File : GSEC15BB

h14q20B: WHEATBRAND

Value	Label	Cases	Percentage
1	Atta	0	
2	Aya	2	 5.3%
3	Azam	23	 60.5%
4	Drum	1	 2.6%
5	Exe	5	 13.2%
6	Kaswa	1	 2.6%
7	Kengrow	0	
8	Mark	0	
9	Nile	1	 2.6%
10	Pembe	2	 5.3%
11	Safy	0	
96	Other (specify)	3	 7.9%
Sysmiss		15556	

Warning: these figures indicate the number of cases found in the data file. They cannot be interpreted as summary statistics of the population of interest.

wgt_X: Cross sectional weight for 2013_2014 panel survey

Information	[Type= continuous] [Format=numeric] [Range= 314.975738525391-6452.8603515625] [Missing=*]
Statistics [NW/ W]	[Valid=15594 /-] [Invalid=0 /-]

File : GSEC15C

HHID: Household Unique Identifier in 2013/14

Information [Type= discrete] [Format=character] [Missing=*]

Statistics [NW/ W] [Valid=34136 /-] [Invalid=0 /-]

itmed: Item code

Information [Type= discrete] [Format=numeric] [Range= 301-605] [Missing=*]

Statistics [NW/ W] [Valid=34136 /-] [Invalid=0 /-]

Value	Label	Cases	Percentage
301	Rent of rented house	455	1.3%
302	Imputed rent of owned house	2460	7.2%
303	Imputed rent of free house	176	0.5%
304	Maintenance and repair expenses	225	0.7%
305	Water	2866	8.4%
306	Electricity	395	1.2%
307	Generators/lawn mower fuels	5	0.0%
308	Paraffin (Kerosene)	2165	6.3%
309	Charcoal	811	2.4%
310	Firewood	2050	6.0%
311	Others	51	0.1%
451	Matches	2920	8.6%
452	Washing soap	3040	8.9%
453	Bathing soap	693	2.0%
454	Tooth paste	1688	4.9%
455	Cosmetics	2426	7.1%
456	Handbags, travel bags etc	104	0.3%
457	Batteries (Dry cells)	1788	5.2%
458	Newspapers and Magazines	112	0.3%
459	Others	8	0.0%
460	Diapers	107	0.3%
461	Tires, tubes, spares, etc	349	1.0%
462	Petrol, diesel etc	213	0.6%
463	Taxi fares	904	2.6%
464	Bus fares	70	0.2%
465	Bodaboda fares	1183	3.5%
466	Stamps, envelops, etc.	1	0.0%
467	Air time & services fee for owned fixed/ mobile phones	2078	6.1%
468	Expenditure on phones not owned	144	0.4%
469	Others	12	0.0%
470	Sanitary Towels	463	1.4%
482		180	0.5%
501	Consultation Fees	147	0.4%
502	Medicines etc	1503	4.4%
503	Hospital/ clinic charges	446	1.3%
504	Traditional Doctors fees/ medicines	52	0.2%
505	Others	34	0.1%

File : GSEC15C

itmcd: Item code

Value	Label	Cases	Percentage
601	Sports, theaters, etc	139	0.4%
602	Dry Cleaning and Laundry	24	0.1%
603	Houseboys/ girls, Shamba boys etc	127	0.4%
604	Barber and Beauty Shops	1512	4.4%
605	Expenses in hotels, lodging, etc	10	0.0%

Warning: these figures indicate the number of cases found in the data file. They cannot be interpreted as summary statistics of the population of interest.

h15cq2: In the past [RECALL] did household purchase any [ITEM]?

Information	[Type= discrete] [Format=numeric] [Range= 1-2] [Missing=*]
Statistics [NW/ W]	[Valid=34136 /-] [Invalid=0 /-]

Value	Label	Cases	Percentage
1	Yes	34075	99.8%
2	No	61	0.2%

Warning: these figures indicate the number of cases found in the data file. They cannot be interpreted as summary statistics of the population of interest.







h15cq3: Unit code

Information	[Type= discrete] [Format=numeric] [Range= 3-152] [Missing=*]
Statistics [NW/ W]	[Valid=13646 /-] [Invalid=20490 /-]

Value	Label	Cases	Percentage
3	Litre	1696	12.4%
9	Sack (120kgs)	64	0.5%
10	Sack (100kgs)	201	1.5%
11	Sack (80kgs)	55	0.4%
12	Sack (50kgs)	57	0.4%
17	Jerrican 3 lts	1	0.0%
18		1	0.0%
20	Tin (Debe) 20ltr	18	0.1%
21	Tin (5lts)	75	0.5%
22	Plastic Basin (15lts)	164	1.2%
24	Bottle (500ml)	1	0.0%
25		2	0.0%
46	Bathing soap (tablet)	849	6.2%
47	Washing soap (bar)	2671	19.6%
48	Washing soap (tablet)	211	1.5%
84	Pair	1787	13.1%
85	Number of units (General)	2918	21.4%
87	Piece -Big	70	0.5%
88	Piece - Medium	35	0.3%
89	Piece - Small	10	0.1%
90	Heap -Big	15	0.1%
91	Heap - Medium	40	0.3%
92	Heap - Small	71	0.5%
96	Bundle-Big	557	4.1%
97	Bundle-Medium	895	6.6%

File : GSEC15C

h15cq3: Unit code

Value	Label	Cases	Percentage
98	Bundle-Small	483	 3.5%
123	Akendo-Big	155	 1.1%
124	Akendo-Medium	122	 0.9%
125	Akendo-Small	192	 1.4%
133	Sadolin Tin -3ltrs	51	 0.4%
151		174	 1.3%
152		5	0.0%
Sysmiss		20490	

Warning: these figures indicate the number of cases found in the data file. They cannot be interpreted as summary statistics of the population of interest.

h15cq4: How much came from purchases in the past [RECALL]? QUANTITY

Information	[Type= continuous] [Format=numeric] [Range= 0.0450000017881393-600] [Missing=*]
Statistics [NW/ W]	[Valid=11861 /-] [Invalid=22275 /-]

h15cq5: How much came from purchases in the past [RECALL]? VALUE

Information	[Type= continuous] [Format=numeric] [Range= 33-2000000] [Missing=*]
Statistics [NW/ W]	[Valid=27525 /-] [Invalid=6611 /-]

h15cq6: How much came from own-production in the past [RECALL]? QUANTITY

Information	[Type= continuous] [Format=numeric] [Range= 0.25-60] [Missing=*]
Statistics [NW/ W]	[Valid=365 /-] [Invalid=33771 /-]

h15cq7: How much came from own-production in the past [RECALL]? VALUE

Information	[Type= continuous] [Format=numeric] [Range= 500-7000000] [Missing=*]
Statistics [NW/ W]	[Valid=2858 /-] [Invalid=31278 /-]

h15cq8: How much came from gifts\in-kind sources in the past [RECALL]? QUANTITY

Information	[Type= continuous] [Format=numeric] [Range= 0.025000000372529-100] [Missing=*]
Statistics [NW/ W]	[Valid=1603 /-] [Invalid=32533 /-]

h15cq9: How much came from gifts\in-kind sources in the past [RECALL]? VALUE

Information	[Type= continuous] [Format=numeric] [Range= 8-2000000] [Missing=*]
Statistics [NW/ W]	[Valid=4073 /-] [Invalid=30063 /-]

h15cq10: Market Price

Information	[Type= continuous] [Format=numeric] [Range= 50-70000] [Missing=*]
Statistics [NW/ W]	[Valid=13632 /-] [Invalid=20504 /-]

wgt_X: Cross sectional weight for 2013_2014 panel survey

Information	[Type= continuous] [Format=numeric] [Range= 314.975738525391-6452.8603515625] [Missing=*]
Statistics [NW/ W]	[Valid=34136 /-] [Invalid=0 /-]

File : GSEC15D

HHID: Household Unique Identifier in 2013/14

Information [Type= discrete] [Format=character] [Missing=*]

Statistics [NW/ W] [Valid=28813 /-] [Invalid=0 /-]

h15dq2: Item code

Information [Type= discrete] [Format=numeric] [Range= 201-703] [Missing=*]

Statistics [NW/ W] [Valid=28813 /-] [Invalid=0 /-]

Value	Label	Cases	Percentage
201	Men's clothing	1823	6.3%
202	Women's clothing	2016	7.0%
203	Children's clothing (excluding school uniforms)	2104	7.3%
204	Other clothing and clothing materials	447	1.6%
205	Tailoring and Materials	411	1.4%
206	Men's Footwear	1059	3.7%
207	Women's Footwear	1259	4.4%
208	Children's Footwear	1258	4.4%
209	Other Footwear and repairs	670	2.3%
301	Furniture Items	310	1.1%
302	Carpets, mats, etc	552	1.9%
303	Curtains, Bed sheets, etc	1387	4.8%
304	Bedding Mattresses	463	1.6%
305	Blankets	470	1.6%
306	Others and Repairs	36	0.1%
401	Appliances: Electric iron, / Kettles, Refrigeratoretc	39	0.1%
402	Charcoal and Kerosene Stoves	268	0.9%
403	Electronic Equipment (TV, radio cassette etc)	47	0.2%
404	Bicycles	105	0.4%
405	Radio	303	1.1%
406	Motors, Pick-ups, etc	12	0.0%
407	Motor cycles	53	0.2%
408	Computers for household use	13	0.0%
409	Phone Handsets (both fixed and mobile)	561	1.9%
410	Other equipment and repairs	21	0.1%
411	Jewelry, Watches, etc	100	0.3%
501	Plastic basins	1458	5.1%
502	Plastic plates/ tumblers	759	2.6%
503	Jerry cans and plastic buckets	1008	3.5%
504	Enamel and metallic utensils	607	2.1%
505	Switches, plugs, cables, etc	57	0.2%
506	Others and repairs	149	0.5%
600	Costs to and from school	515	1.8%
601	School fees including PTA	2108	7.3%
602	Boarding and Lodging	379	1.3%
603	School uniform	1708	5.9%
604	Books and supplies	2238	7.8%

File : GSEC15D

h15dq2: Item code

Value	Label	Cases	Percentage
605	Other educational expenses	1681	<div></div> 5.8%
701	Expenditure on household functions	243	<div></div> 0.8%
702	Insurance Premiums	30	<div></div> 0.1%
703	Other services N.E.S.	86	<div></div> 0.3%

Warning: these figures indicate the number of cases found in the data file. They cannot be interpreted as summary statistics of the population of interest.

h15dq2_1: In the past [RECALL] did household purchase any [ITEM]?

Information	[Type= discrete] [Format=numeric] [Range= 1-2] [Missing=*]
Statistics [NW/ W]	[Valid=28813 /-] [Invalid=0 /-]

Value	Label	Cases	Percentage
1	Yes	28813	<div></div> 100.0%
2	No	0	

Warning: these figures indicate the number of cases found in the data file. They cannot be interpreted as summary statistics of the population of interest.

h15dq3: How much came from purchases in the past [RECALL]? VALUE

Information	[Type= continuous] [Format=numeric] [Range= 1-35000000] [Missing=*]
Statistics [NW/ W]	[Valid=27736 /-] [Invalid=1077 /-]

h15dq4: How much came from own-production in the past [RECALL]? VALUE

Information	[Type= continuous] [Format=numeric] [Range= 1-500000] [Missing=*]
Statistics [NW/ W]	[Valid=87 /-] [Invalid=28726 /-]

h15dq5: How much came from gifts\in-kind sources in the past [RECALL]? VALUE

Information	[Type= continuous] [Format=numeric] [Range= 1-10000000] [Missing=*]
Statistics [NW/ W]	[Valid=1441 /-] [Invalid=27372 /-]

wgt_X: Cross sectional weight for 2013_2014 panel survey

Information	[Type= continuous] [Format=numeric] [Range= 314.975738525391-6452.8603515625] [Missing=*]
Statistics [NW/ W]	[Valid=28813 /-] [Invalid=0 /-]

File : GSEC15E

HHID: Household Unique Identifier in 2013/14

Information [Type= discrete] [Format=character] [Missing=*]

Statistics [NW/ W] [Valid=2898 /-] [Invalid=0 /-]

h15eq2

Information [Type= discrete] [Format=numeric] [Range= 801-809] [Missing=*]

Statistics [NW/ W] [Valid=2898 /-] [Invalid=0 /-]

Value	Label	Cases	Percentage
801	Income tax	37	1.3%
802	Property rates (taxes)	20	0.7%
803	User fees and charges	213	7.3%
804	Local Service tax	17	0.6%
805	Pension and social security payments	13	0.4%
806	Remittances, gifts, and other transfers	809	27.9%
807	Funerals and other social functions	1597	55.1%
808	Interest on loans	134	4.6%
809	Others (like subscriptions, interest to consumer debts, etc.)	58	2.0%

Warning: these figures indicate the number of cases found in the data file. They cannot be interpreted as summary statistics of the population of interest.

h15eq2_1: In the past [RECALL] did household purchase any [ITEM]?

Information [Type= discrete] [Format=numeric] [Range= 1-2] [Missing=*]

Statistics [NW/ W] [Valid=2898 /-] [Invalid=0 /-]

Value	Label	Cases	Percentage
1	Yes	2898	100.0%
2	No	0	

Warning: these figures indicate the number of cases found in the data file. They cannot be interpreted as summary statistics of the population of interest.

h15eq3: How much came from purchases in the past [RECALL]? VALUE

Information [Type= continuous] [Format=numeric] [Range= 0-24000000] [Missing=*]

Statistics [NW/ W] [Valid=2897 /-] [Invalid=1 /-]

wgt_X: Cross sectional weight for 2013_2014 panel survey











Information [Type= continuous] [Format=numeric] [Range= 314.975738525391-6452.8603515625] [Missing=*]

Statistics [NW/ W] [Valid=2898 /-] [Invalid=0 /-]

File : GSEC16				
# HHID: Household Unique Identifier in 2013/14				
Information		[Type= discrete] [Format=character] [Missing=*]		
Statistics [NW/ W]		[Valid=62133 /-] [Invalid=0 /-]		
# h16q00: SHOCK CODE				
Information		[Type= discrete] [Format=numeric] [Range= 102-1032] [Missing=*]		
Statistics [NW/ W]		[Valid=62133 /-] [Invalid=0 /-]		
Value	Label	Cases	Percentage	
102	Floods	3107		5.0%
104	Unusually High Level of Crop Pests & Disease	3107		5.0%
105	Unusually High Level of Livestock Disease	3107		5.0%
106	Unusually High Costs of Agricultural Inputs	3107		5.0%
107	Unusually Low Prices for Agricultural Output	3107		5.0%
108	Reduction in the Earnings of Currently (Off-Farm) Employed Household Member(s)	3107		5.0%
109	Loss of Employment of Previously Employed Household Member(s) (Not Due to Illness or Accident)	3107		5.0%
110	Serious Illness or Accident of Income Earner(s)	3107		5.0%
111	Serious Illness or Accident of Other Household Member(s)	3107		5.0%
112	Death of Income Earner(s)	3108		5.0%
113	Death of Other Household Member(s)	3107		5.0%
114	Theft of Money/Valuables/Non-Agricultural Assets	3105		5.0%
115	Theft of Agricultural Assets/Output (Crop or Livestock)	3105		5.0%
116	Conflict/Violence	3105		5.0%
117	Fire	3105		5.0%
118	Other (Specify)	3106		5.0%
1011	Drought	3108		5.0%
1012	Irregular Rains	3107		5.0%
1031	Landslides	3107		5.0%
1032	Erosion	3107		5.0%
Warning: these figures indicate the number of cases found in the data file. They cannot be interpreted as summary statistics of the population of interest.				
# h16q01: Did you experience this shock during the past 12 months?				
Information		[Type= discrete] [Format=numeric] [Range= 1-2] [Missing=*]		
Statistics [NW/ W]		[Valid=62133 /-] [Invalid=0 /-]		
Value	Label	Cases	Percentage	
1	Yes	1581		2.5%
2	No	60552		97.5%
Warning: these figures indicate the number of cases found in the data file. They cannot be interpreted as summary statistics of the population of interest.				
# h16q02a: When did the [SHOCK] first occur (month)?				
Information		[Type= discrete] [Format=numeric] [Range= 1-12] [Missing=*]		
Statistics [NW/ W]		[Valid=1577 /-] [Invalid=60556 /-]		
Value	Label	Cases	Percentage	
1	January	96		6.1%
2	February	88		5.6%




File : GSEC16

h16q02a: When did the [SHOCK] first occur (month)?

Value	Label	Cases	Percentage
3	March	210	 13.3%
4	April	192	 12.2%
5	May	218	 13.8%
6	June	190	 12.0%
7	July	126	 8.0%
8	August	146	 9.3%
9	September	89	 5.6%
10	October	81	 5.1%
11	November	68	 4.3%
12	December	73	 4.6%
Sysmiss		60556	

Warning: these figures indicate the number of cases found in the data file. They cannot be interpreted as summary statistics of the population of interest.

h16q2y: When did the [SHOCK] first occur (year)?



Information	[Type= discrete] [Format=numeric] [Range= 2005-2104] [Missing=*]		
Statistics [NW/ W]	[Valid=1572 /-] [Invalid=60561 /-]		
Value	Label	Cases	Percentage
2005	2005	2	0.1%
2006	2006	1	0.1%
2007	2007	0	
2008	2008	0	
2009	2009	2	0.1%
2010	2010	3	0.2%
2011	2011	4	0.3%
2012	2012	51	 3.2%
2013	2013	1332	 84.7%
2104	2014	177	 11.3%
Sysmiss		60561	

Warning: these figures indicate the number of cases found in the data file. They cannot be interpreted as summary statistics of the population of interest.

h16q02b: How long did the shock last?

Information	[Type= continuous] [Format=numeric] [Range= 0-36] [Missing=*]
Statistics [NW/ W]	[Valid=1579 /-] [Invalid=60554 /-]

h16q3a: As a result of the [SHOCK], was there a decline in your household's Income

Information	[Type= discrete] [Format=numeric] [Range= 1-2] [Missing=*]		
Statistics [NW/ W]	[Valid=1577 /-] [Invalid=60556 /-]		
Value	Label	Cases	Percentage
1	Yes	1225	 77.7%
2	No	352	 22.3%
Sysmiss		60556	

Warning: these figures indicate the number of cases found in the data file. They cannot be interpreted as summary statistics of the population of interest.

h16q3b: As a result of the [SHOCK], was there a decline in your household's Assets

Information	[Type= discrete] [Format=numeric] [Range= 1-2] [Missing=*]
--------------------	--

File : GSEC16

h16q3b: As a result of the [SHOCK], was there a decline in your household's Assets

Statistics [NW/ W] [Valid=1576 /-] [Invalid=60557 /-]

Value	Label	Cases	Percentage
1	Yes	504	32.0%
2	No	1072	68.0%
Sysmiss		60557	

Warning: these figures indicate the number of cases found in the data file. They cannot be interpreted as summary statistics of the population of interest.

h16q3c: As a result of the [SHOCK], was there a decline in your household's Food product

Information [Type= discrete] [Format=numeric] [Range= 1-2] [Missing=*]

Statistics [NW/ W] [Valid=1575 /-] [Invalid=60558 /-]

Value	Label	Cases	Percentage
1	Yes	1228	78.0%
2	No	347	22.0%
Sysmiss		60558	

Warning: these figures indicate the number of cases found in the data file. They cannot be interpreted as summary statistics of the population of interest.

h16q3d: As a result of the [SHOCK], was there a decline in your household's Food Purchas

Information [Type= discrete] [Format=numeric] [Range= 1-2] [Missing=*]

Statistics [NW/ W] [Valid=1574 /-] [Invalid=60559 /-]

Value	Label	Cases	Percentage
1	Yes	782	49.7%
2	No	792	50.3%
Sysmiss		60559	

Warning: these figures indicate the number of cases found in the data file. They cannot be interpreted as summary statistics of the population of interest.

h16q4a: How did your household cope with this [SHOCK]?

Information [Type= discrete] [Format=numeric] [Range= 1-96] [Missing=*]

Statistics [NW/ W] [Valid=1579 /-] [Invalid=60554 /-]

Value	Label	Cases	Percentage
1	Unconditional help provided by relatives/friends	336	21.3%
2	Unconditional help provided by local government	21	1.3%
3	Changed dietary patterns involuntarily (Relied on less preferred food options, reduced the proportion or number of meals per day, skipped days without eating, etc...)	340	21.5%
4	Changed cropping practices (crop choices or technology)	57	3.6%
5	Household member(s) took on more non-farm (wage- or self-) employment	96	6.1%
6	Household member(s) took on more farm wage employment	19	1.2%
7	Household member(s) migrated	10	0.6%
8	Relied on savings	457	28.9%
9	Obtained credit	38	2.4%
10	Sold durable household assets (agricultural or non-agricultural)	26	1.6%
11	Sold land/building	2	0.1%
12	Rented out land/building	3	0.2%
13	Distress sales of animal stock	21	1.3%
14	Sent children to live elsewhere	10	0.6%

File : GSEC16

h16q4a: How did your household cope with this [SHOCK]?

Value	Label	Cases	Percentage
15	Reduced expenditures on health and education	10	0.6%
40	Nothing else	59	3.7%
96	Other (specify)	74	4.7%
Sysmiss		60554	

Warning: these figures indicate the number of cases found in the data file. They cannot be interpreted as summary statistics of the population of interest.

h16q4b: How did your household cope with this [SHOCK]?

Information	[Type= discrete] [Format=numeric] [Range= 1-96] [Missing=*]
Statistics [NW/ W]	[Valid=1579 /-] [Invalid=60554 /-]

Value	Label	Cases	Percentage
1	Unconditional help provided by relatives/friends	146	9.2%
2	Unconditional help provided by local government	19	1.2%
3	Changed dietary patterns involuntarily (Relied on less preferred food options, reduced the proportion or number of meals per day, skipped days without eating, etc...)	220	13.9%
4	Changed cropping practices (crop choices or technology)	84	5.3%
5	Household member(s) took on more non-farm (wage- or self-) employment	98	6.2%
6	Household member(s) took on more farm wage employment	49	3.1%
7	Household member(s) migrated	12	0.8%
8	Relied on savings	376	23.8%
9	Obtained credit	54	3.4%
10	Sold durable household assets (agricultural or non-agricultural)	26	1.6%
11	Sold land/building	2	0.1%
12	Rented out land/building	11	0.7%
13	Distress sales of animal stock	19	1.2%
14	Sent children to live elsewhere	15	0.9%
15	Reduced expenditures on health and education	30	1.9%
40	Nothing else	305	19.3%
96	Other (specify)	113	7.2%
Sysmiss		60554	

Warning: these figures indicate the number of cases found in the data file. They cannot be interpreted as summary statistics of the population of interest.

h16q4c: How did your household cope with this [SHOCK]?

Information	[Type= discrete] [Format=numeric] [Range= 1-96] [Missing=*]
Statistics [NW/ W]	[Valid=1579 /-] [Invalid=60554 /-]

Value	Label	Cases	Percentage
1	Unconditional help provided by relatives/friends	66	4.2%
2	Unconditional help provided by local government	15	0.9%
3	Changed dietary patterns involuntarily (Relied on less preferred food options, reduced the proportion or number of meals per day, skipped days without eating, etc...)	102	6.5%
4	Changed cropping practices (crop choices or technology)	24	1.5%
5	Household member(s) took on more non-farm (wage- or self-) employment	86	5.4%
6	Household member(s) took on more farm wage employment	49	3.1%

File : GSEC16

h16q4c: How did your household cope with this [SHOCK]?

Value	Label	Cases	Percentage
7	Household member(s) migrated	7	0.4%
8	Relied on savings	217	13.7%
9	Obtained credit	44	2.8%
10	Sold durable household assets (agricultural or non-agricultural)	12	0.8%
11	Sold land/building	2	0.1%
12	Rented out land/building	2	0.1%
13	Distress sales of animal stock	40	2.5%
14	Sent children to live elsewhere	19	1.2%
15	Reduced expenditures on health and education	64	4.1%
40	Nothing else	683	43.3%
96	Other (specify)	147	9.3%
Sysmiss		60554	

Warning: these figures indicate the number of cases found in the data file. They cannot be interpreted as summary statistics of the population of interest.

wgt_X: Cross sectional weight for 2013_2014 panel survey

Information	[Type= continuous] [Format=numeric] [Range= 314.975738525391-6452.8603515625] [Missing=*]
Statistics [NW/ W]	[Valid=62133 /-] [Invalid=0 /-]

File : GSEC17_1

HHID: Household Unique Identifier in 2013/14

Information	[Type= discrete] [Format=character] [Missing=*]
-------------	---

Statistics [NW/ W]	[Valid=3114 /-] [Invalid=0 /-]
--------------------	--------------------------------

h17q1: WHAT IS THE NAME OF THE RESPONDENT TO THIS SECTION?

Information	[Type= discrete] [Format=character] [Missing=*]
-------------	---

Statistics [NW/ W]	[Valid=3113 /-] [Invalid=0 /-]
--------------------	--------------------------------

h17q2: Does every member of the household have at least two sets of clothes?

Information	[Type= discrete] [Format=numeric] [Range= 1-2] [Missing=*]
-------------	--

Statistics [NW/ W]	[Valid=3113 /-] [Invalid=1 /-]
--------------------	--------------------------------

Value	Label	Cases	Percentage
1	Yes	2903	<div><div></div></div> 93.3%
2	No	210	<div><div></div></div> 6.7%
Sysmiss		1	

Warning: these figures indicate the number of cases found in the data file. They cannot be interpreted as summary statistics of the population of interest.

h17q3: Does every child in this household (all those under 18 years old) have a blanket

Information	[Type= discrete] [Format=numeric] [Range= 1-3] [Missing=*]
-------------	--

Statistics [NW/ W]	[Valid=3113 /-] [Invalid=1 /-]
--------------------	--------------------------------

Value	Label	Cases	Percentage
1	Yes	1170	<div><div></div></div> 37.6%
2	No	1624	<div><div></div></div> 52.2%
3	Not Applicable	319	<div><div></div></div> 10.2%
Sysmiss		1	

Warning: these figures indicate the number of cases found in the data file. They cannot be interpreted as summary statistics of the population of interest.

h17q4: Does every member of the household have at least one pair of shoes?

Information	[Type= discrete] [Format=numeric] [Range= 1-2] [Missing=*]
-------------	--

Statistics [NW/ W]	[Valid=3113 /-] [Invalid=1 /-]
--------------------	--------------------------------

Value	Label	Cases	Percentage
1	Yes	1914	<div><div></div></div> 61.5%
2	No	1199	<div><div></div></div> 38.5%
Sysmiss		1	

Warning: these figures indicate the number of cases found in the data file. They cannot be interpreted as summary statistics of the population of interest.

h17q5: How many meals, including breakfast are taken per day in your household?

Information	[Type= continuous] [Format=numeric] [Range= 0-5] [Missing=*]
-------------	--

Statistics [NW/ W]	[Valid=3112 /-] [Invalid=2 /-]
--------------------	--------------------------------

h17q6: What did you do when you last ran out of salt?

Information	[Type= discrete] [Format=numeric] [Range= 1-5] [Missing=*]
-------------	--

Statistics [NW/ W]	[Valid=3113 /-] [Invalid=1 /-]
--------------------	--------------------------------

Value	Label	Cases	Percentage
1	Borrowed from neighbours	878	<div><div></div></div> 28.2%
2	Bought	2013	<div><div></div></div> 64.7%
3	Did without	35	<div><div></div></div> 1.1%

File : GSEC17_1

h17q6: What did you do when you last ran out of salt?

Value	Label	Cases	Percentage
4	Does not cook at all	44	1.4%
5	Not applicable	143	4.6%
Sysmiss		1	

Warning: these figures indicate the number of cases found in the data file. They cannot be interpreted as summary statistics of the population of interest.

h17q7: What did your children below 5 years old (0-4 years) have for breakfast yesterday?

Information	[Type= discrete] [Format=numeric] [Range= 1-96] [Missing=*]
Statistics [NW/ W]	[Valid=3113 /-] [Invalid=1 /-]

Value	Label	Cases	Percentage
1	Tea/drink with sugar	143	4.6%
2	Milk/milk tea with sugar	225	7.2%
3	Solid food only	297	9.5%
4	Tea/drink with solid food	465	14.9%
5	Tea/drink without sugar with solid food	86	2.8%
6	Porridge with solid food	82	2.6%
7	Porridge with sugar	102	3.3%
8	Porridge with milk	52	1.7%
9	Porridge without sugar	66	2.1%
11	Nothing	191	6.1%
12	No under 5s/ (0-4's) in the household	1343	43.1%
96	Other (Specify)	61	2.0%
Sysmiss		1	

Warning: these figures indicate the number of cases found in the data file. They cannot be interpreted as summary statistics of the population of interest.

h17q8: What did your children between 5 to 13 years old have for breakfast yesterday?

Information	[Type= discrete] [Format=numeric] [Range= 1-96] [Missing=*]
Statistics [NW/ W]	[Valid=3113 /-] [Invalid=1 /-]

Value	Label	Cases	Percentage
1	Tea/drink with sugar	212	6.8%
2	Milk/milk tea with sugar	191	6.1%
3	Solid food only	396	12.7%
4	Tea/drink with solid food	590	19.0%
5	Tea/drink without sugar with solid food	108	3.5%
6	Porridge with solid food	82	2.6%
7	Porridge with sugar	92	3.0%
8	Porridge with milk	58	1.9%
9	Porridge without sugar	72	2.3%
11	Nothing	282	9.1%
12	No under 5s/ (5-13's) in the household	987	31.7%
96	Other (Specify)	43	1.4%
Sysmiss		1	

Warning: these figures indicate the number of cases found in the data file. They cannot be interpreted as summary statistics of the population of interest.



h17q9: Have you been faced with a situation when you did not have enough food to feed t

Information	[Type= discrete] [Format=numeric] [Range= 1-2] [Missing=*]
-------------	--

File : GSEC17_1

h17q9: Have you been faced with a situation when you did not have enough food to feed t

Statistics [NW/ W] [Valid=3113 /-] [Invalid=1 /-]

Value	Label	Cases	Percentage
1	Yes	730	 23.5%
2	No	2383	 76.5%
Sysmiss		1	

Warning: these figures indicate the number of cases found in the data file. They cannot be interpreted as summary statistics of the population of interest.

wgt_X: Cross sectional weight for 2013_2014 panel survey

Information [Type= continuous] [Format=numeric] [Range= 314.975738525391-6452.8603515625] [Missing=*]

Statistics [NW/ W] [Valid=3114 /-] [Invalid=0 /-]

File : GSEC17_2

HHID: Household Unique Identifier in 2013/14

Information	[Type= discrete] [Format=character] [Missing=*]
Statistics [NW/ W]	[Valid=8749 /-] [Invalid=0 /-]

Value	Label	Cases	Percentage	
H00102-04-01		12		0.1%
H00304-04-01		12		0.1%
H00710-04-01		12		0.1%
H00809-04-01		12		0.1%
H01813-04-01		12		0.1%
H02401-04-01		12		0.1%
H02710-04-01		12		0.1%
H03005-04-01		12		0.1%
H03511-04-01		12		0.1%
H03604-04-09		12		0.1%
H03709-04-01		12		0.1%
H03811-04-01		12		0.1%
H04001-04-01		12		0.1%
H04002-04-01		12		0.1%
H04005-04-01		12		0.1%
H04006-04-01		12		0.1%
H04007-04-01		12		0.1%
H04010-04-01		12		0.1%
H04501-04-01		12		0.1%
H04509-04-01		12		0.1%
H04602-04-01		12		0.1%
H04603-04-01		12		0.1%
H04604-04-01		12		0.1%
H04606-04-01		12		0.1%
H04607-04-01		12		0.1%
H04609-04-01		12		0.1%
H04610-04-01		12		0.1%
H04610-04-02		12		0.1%
H04810-04-01		12		0.1%
H04905-04-01		12		0.1%
H04907-04-01		12		0.1%
H04913-04-01		12		0.1%
H04913-04-02		12		0.1%
H04913-04-06		12		0.1%
H05002-04-01		12		0.1%
H05005-04-01		12		0.1%
H05006-04-01		12		0.1%
H05007-04-01		12		0.1%
H05107-04-01		12		0.1%
H05109-04-01		12		0.1%
H05303-04-01		12		0.1%

File : GSEC17_2

HHID: Household Unique Identifier in 2013/14

Value	Label	Cases	Percentage
H05306-04-01		12	0.1%
H05308-04-01		12	0.1%
H05310-04-02		12	0.1%
H05404-04-01		12	0.1%
H05406-04-01		12	0.1%
H05412-04-03		12	0.1%
H05703-04-01		12	0.1%
H06108-04-01		12	0.1%
H06110-04-01		12	0.1%
H06201-04-01		12	0.1%
H06301-04-01		12	0.1%
H06807-04-01		12	0.1%
H06911-04-01		12	0.1%
H07002-04-02		12	0.1%
H07008-04-01		12	0.1%
H07204-04-01		12	0.1%
H07208-04-01		12	0.1%
H07208-04-02		12	0.1%
H07303-04-01		12	0.1%
H07304-04-01		12	0.1%
H07502-04-01		12	0.1%
H08103-04-01		12	0.1%
H08302-04-02		12	0.1%
H08305-04-01		12	0.1%
H08402-04-01		12	0.1%
H08408-04-01		12	0.1%
H08410-04-01		12	0.1%
H08503-04-03		12	0.1%
H08504-04-01		12	0.1%
H08508-04-01		12	0.1%
H08509-04-01		12	0.1%
H08602-04-01		12	0.1%
H08602-04-02		12	0.1%
H08603-04-01		12	0.1%
H08605-04-01		12	0.1%
H08703-04-01		12	0.1%
H08708-04-01		12	0.1%
H08802-04-02		12	0.1%
H08803-04-01		12	0.1%
H09001-04-01		12	0.1%
H09004-04-01		12	0.1%
H09004-04-02		12	0.1%
H09102-04-01		12	0.1%

File : GSEC17_2

HHID: Household Unique Identifier in 2013/14

Value	Label	Cases	Percentage	
H09105-04-02		12		0.1%
H09106-04-01		12		0.1%
H09107-04-01		12		0.1%
H09111-04-01		12		0.1%
H09608-04-01		12		0.1%
H09706-04-01		12		0.1%
H09906-04-01		12		0.1%
H10205-04-01		12		0.1%
H10704-04-01		12		0.1%
H10704-04-02		12		0.1%
H10801-04-01		12		0.1%
H10804-04-01		12		0.1%
H10805-04-01		12		0.1%
H10806-04-01		12		0.1%
H10810-04-01		12		0.1%
H10902-04-01		12		0.1%
H10905-04-01		12		0.1%
H11504-04-01		12		0.1%
H11805-04-01		12		0.1%
H11807-04-01		12		0.1%
H11902-04-01		12		0.1%
H11905-04-01		12		0.1%
H12008-04-01		12		0.1%
H12310-04-01		12		0.1%
H12407-04-02		12		0.1%
H12408-04-01		12		0.1%
H12507-04-01		12		0.1%
H12606-04-01		12		0.1%
H12607-04-01		12		0.1%
H12704-04-01		12		0.1%
H12705-04-01		12		0.1%
H12806-04-01		12		0.1%
H12809-04-03		12		0.1%
H12811-04-01		12		0.1%
H12904-04-01		12		0.1%
H12908-04-01		12		0.1%
H12910-04-01		12		0.1%
H13006-04-04		12		0.1%
H13102-04-02		12		0.1%
H13106-04-01		12		0.1%
H13111-04-01		12		0.1%
H13203-04-01		12		0.1%
H13205-04-02		12		0.1%

File : GSEC17_2

HHID: Household Unique Identifier in 2013/14

Value	Label	Cases	Percentage
H13207-04-01		12	0.1%
H13209-04-01		12	0.1%
H13310-04-05		10	0.1%
H14001-04-01		12	0.1%
H14004-04-01		12	0.1%
H14004-04-02		12	0.1%
H14004-04-03		12	0.1%
H14007-04-01		12	0.1%
H14009-04-01		12	0.1%
H14010-04-01		12	0.1%
H14106-04-01		12	0.1%
H14202-04-01		12	0.1%
H14210-04-01		12	0.1%
H14302-04-01		12	0.1%
H14302-04-02		12	0.1%
H14302-04-03		12	0.1%
H14303-04-01		12	0.1%
H14308-04-02		12	0.1%
H14401-04-01		12	0.1%
H14402-04-02		12	0.1%
H14403-04-01		12	0.1%
H14410-04-02		12	0.1%
H14802-04-01		12	0.1%
H14803-04-01		12	0.1%
H14805-04-01		12	0.1%
H14806-04-01		12	0.1%
H14903-04-02		12	0.1%
H14904-04-01		12	0.1%
H14906-04-01		12	0.1%
H14907-04-01		12	0.1%
H14908-04-01		12	0.1%
H15008-04-01		12	0.1%
H15008-04-02		12	0.1%
H15009-04-01		12	0.1%
H15102-04-01		12	0.1%
H15105-04-01		12	0.1%
H15302-04-01		12	0.1%
H15309-04-02		12	0.1%
H15505-04-02		12	0.1%
H15506-04-01		12	0.1%
H15904-04-01		12	0.1%
H15908-04-01		12	0.1%
H15909-04-03		12	0.1%

File : GSEC17_2

HHID: Household Unique Identifier in 2013/14

Value	Label	Cases	Percentage	
H16201-04-01		12	<div></div>	0.1%
H16202-04-01		12	<div></div>	0.1%
H16305-04-01		12	<div></div>	0.1%
H16305-04-03		12	<div></div>	0.1%
H16307-04-01		12	<div></div>	0.1%
H16308-04-01		12	<div></div>	0.1%
H16408-04-01		12	<div></div>	0.1%
H16505-04-01		12	<div></div>	0.1%
H16507-04-01		12	<div></div>	0.1%
H16606-04-01		12	<div></div>	0.1%
H16701-04-01		12	<div></div>	0.1%
H16703-04-01		12	<div></div>	0.1%
H16707-04-01		12	<div></div>	0.1%
H16709-04-01		12	<div></div>	0.1%
H16803-04-01		12	<div></div>	0.1%
H16809-04-01		12	<div></div>	0.1%
H16810-04-01		12	<div></div>	0.1%
H17007-04-01		12	<div></div>	0.1%
H17009-04-01		12	<div></div>	0.1%
H17102-04-01		12	<div></div>	0.1%
H17107-04-01		12	<div></div>	0.1%
H17109-04-01		12	<div></div>	0.1%
H17201-04-03		2	<div></div> 0.0%	
H17202-04-01		12	<div></div>	0.1%
H17208-04-01		12	<div></div>	0.1%
H17309-04-01		12	<div></div>	0.1%
H17403-04-01		12	<div></div>	0.1%
H17507-04-01		12	<div></div>	0.1%
H17508-04-01		12	<div></div>	0.1%
H17509-04-01		12	<div></div>	0.1%
H17606-04-01		12	<div></div>	0.1%
H17608-04-01		12	<div></div>	0.1%
H17703-04-01		12	<div></div>	0.1%
H18013-04-01		12	<div></div>	0.1%
H18101-04-01		12	<div></div>	0.1%
H18102-04-01		12	<div></div>	0.1%
H18103-04-01		12	<div></div>	0.1%
H18104-04-02		12	<div></div>	0.1%
H18104-04-03		12	<div></div>	0.1%
H18105-04-01		12	<div></div>	0.1%
H18109-04-01		12	<div></div>	0.1%
H18202-04-02		12	<div></div>	0.1%
H18202-04-03		12	<div></div>	0.1%

File : GSEC17_2

HHID: Household Unique Identifier in 2013/14

Value	Label	Cases	Percentage	
H18202-04-04		12		0.1%
H18202-04-05		12		0.1%
H18202-04-06		12		0.1%
H18203-04-01		12		0.1%
H18204-04-01		12		0.1%
H18204-04-02		12		0.1%
H18205-04-02		12		0.1%
H18207-04-02		12		0.1%
H18301-04-01		12		0.1%
H18301-04-02		12		0.1%
H18301-04-03		12		0.1%
H18301-04-04		12		0.1%
H18301-04-05		12		0.1%
H18301-04-07		12		0.1%
H18306-04-01		12		0.1%
H18308-04-01		12		0.1%
H18309-04-01		12		0.1%
H18601-04-03		12		0.1%
H18603-04-01		12		0.1%
H18604-04-01		12		0.1%
H18605-04-01		12		0.1%
H18609-04-01		12		0.1%
H18802-04-01		12		0.1%
H18804-04-01		12		0.1%
H18806-04-02		12		0.1%
H18806-04-03		12		0.1%
H18807-04-01		12		0.1%
H18808-04-03		12		0.1%
H18809-04-01		12		0.1%
H18810-04-01		12		0.1%
H18901-04-01		12		0.1%
H18902-04-01		12		0.1%
H18905-04-01		12		0.1%
H19001-04-02		12		0.1%
H19004-04-01		12		0.1%
H19006-04-01		12		0.1%
H19101-04-01		12		0.1%
H19104-04-01		12		0.1%
H19107-04-03		12		0.1%
H19108-04-03		12		0.1%
H19110-04-01		12		0.1%
H19204-04-01		12		0.1%
H19212-04-02		12		0.1%

File : GSEC17_2

HHID: Household Unique Identifier in 2013/14

Value	Label	Cases	Percentage	
H19502-04-01		12		0.1%
H19510-04-01		12		0.1%
H19607-04-03		12		0.1%
H19608-04-01		12		0.1%
H20010-04-02		12		0.1%
H20205-04-01		12		0.1%
H20301-04-01		12		0.1%
H20303-04-01		12		0.1%
H20307-04-01		12		0.1%
H20408-04-01		12		0.1%
H20601-04-02		12		0.1%
H20603-04-03		12		0.1%
H20606-04-01		12		0.1%
H20609-04-02		12		0.1%
H20610-04-02		12		0.1%
H20610-04-03		12		0.1%
H20610-04-04		12		0.1%
H20801-04-01		12		0.1%
H20804-04-01		12		0.1%
H20811-04-01		12		0.1%
H20811-04-04		12		0.1%
H20811-04-05		12		0.1%
H20901-04-01		12		0.1%
H20902-04-01		12		0.1%
H20904-04-01		12		0.1%
H20905-04-01		12		0.1%
H20905-04-02		12		0.1%
H20908-04-01		12		0.1%
H20909-04-01		12		0.1%
H21101-04-01		12		0.1%
H21102-04-02		12		0.1%
H21103-04-01		12		0.1%
H21108-04-01		12		0.1%
H21402-04-01		12		0.1%
H21403-04-01		12		0.1%
H21404-04-01		12		0.1%
H21405-04-01		12		0.1%
H21409-04-01		12		0.1%
H21410-04-01		12		0.1%
H21501-04-01		12		0.1%
H21502-04-01		12		0.1%
H21505-04-01		12		0.1%
H21509-04-01		12		0.1%

File : GSEC17_2

HHID: Household Unique Identifier in 2013/14

Value	Label	Cases	Percentage	
H21510-04-01		12		0.1%
H21601-04-01		12		0.1%
H21603-04-01		12		0.1%
H21608-04-01		12		0.1%
H21610-04-01		12		0.1%
H21701-04-01		12		0.1%
H21703-04-01		12		0.1%
H21705-04-01		12		0.1%
H21706-04-01		12		0.1%
H21708-04-01		12		0.1%
H21709-04-01		12		0.1%
H21710-04-01		12		0.1%
H21711-04-01		12		0.1%
H22004-04-05		12		0.1%
H22006-04-01		12		0.1%
H22101-04-01		12		0.1%
H22101-04-02		12		0.1%
H22101-04-03		12		0.1%
H22102-04-02		12		0.1%
H22103-04-01		12		0.1%
H22109-04-01		12		0.1%
H22110-04-01		12		0.1%
H22302-04-01		12		0.1%
H22305-04-01		12		0.1%
H22308-04-01		12		0.1%
H22310-04-01		12		0.1%
H22401-04-01		12		0.1%
H22406-04-01		12		0.1%
H22407-04-01		12		0.1%
H22408-04-01		12		0.1%
H22502-04-01		12		0.1%
H22502-04-02		12		0.1%
H22507-04-01		12		0.1%
H22803-04-01		12		0.1%
H22805-04-01		12		0.1%
H23103-04-01		12		0.1%
H23104-04-01		12		0.1%
H23104-04-02		12		0.1%
H23107-04-01		12		0.1%
H23109-04-01		12		0.1%
H23109-04-02		12		0.1%
H23301-04-01		12		0.1%
H23302-04-01		12		0.1%

File : GSEC17_2

HHID: Household Unique Identifier in 2013/14

Value	Label	Cases	Percentage	
H23303-04-01		12		0.1%
H23304-04-01		12		0.1%
H23306-04-01		12		0.1%
H23308-04-01		12		0.1%
H23401-04-01		12		0.1%
H23402-04-01		12		0.1%
H23404-04-01		12		0.1%
H23404-04-02		12		0.1%
H23406-04-01		12		0.1%
H23410-04-01		12		0.1%
H23411-04-01		12		0.1%
H23412-04-01		12		0.1%
H23508-04-01		12		0.1%
H23605-04-01		12		0.1%
H23608-04-01		12		0.1%
H23705-04-01		12		0.1%
H23708-04-01		12		0.1%
H23708-04-02		12		0.1%
H23710-04-02		12		0.1%
H23810-04-01		12		0.1%
H23901-04-01		12		0.1%
H23903-04-01		12		0.1%
H23905-04-02		12		0.1%
H23906-04-01		12		0.1%
H24201-04-01		12		0.1%
H24203-04-02		12		0.1%
H24207-04-01		12		0.1%
H24209-04-02		12		0.1%
H24407-04-01		12		0.1%
H24502-04-01		12		0.1%
H24506-04-02		12		0.1%
H24507-04-01		12		0.1%
H24601-04-01		12		0.1%
H24604-04-01		12		0.1%
H24605-04-01		12		0.1%
H24606-04-01		12		0.1%
H24608-04-01		12		0.1%
H24610-04-01		12		0.1%
H24804-04-01		12		0.1%
H24806-04-01		12		0.1%
H24811-04-01		12		0.1%
H25005-04-01		12		0.1%
H25006-04-01		12		0.1%

File : GSEC17_2

HHID: Household Unique Identifier in 2013/14

Value	Label	Cases	Percentage
H25008-04-01		12	0.1%
H25406-04-01		12	0.1%
H25409-04-02		12	0.1%
H25605-04-01		12	0.1%
H25606-04-01		12	0.1%
H25704-04-01		12	0.1%
H25705-04-02		12	0.1%
H25707-04-01		12	0.1%
H26008-04-01		12	0.1%
H26111-04-01		12	0.1%
H26206-04-01		12	0.1%
H26306-04-01		12	0.1%
H26311-04-01		12	0.1%
H26403-04-01		12	0.1%
H26411-04-04		12	0.1%
H26502-04-03		12	0.1%
H26503-04-01		12	0.1%
H26504-04-01		12	0.1%
H26605-04-01		12	0.1%
H26608-04-01		12	0.1%
H27106-04-03		12	0.1%
H27408-04-01		12	0.1%
H27410-04-01		12	0.1%
H27808-04-02		12	0.1%
H27902-04-01		12	0.1%
H28211-04-01		12	0.1%
H28502-04-01		12	0.1%
H28504-04-01		12	0.1%
H28509-04-01		12	0.1%
H28511-04-01		12	0.1%
H28703-04-01		1	0.0%
H28803-04-01		12	0.1%
H28810-04-01		12	0.1%
H29004-04-01		12	0.1%
H29208-04-01		12	0.1%
H29210-04-01		12	0.1%
H29210-04-02		12	0.1%
H29405-04-01		12	0.1%
H29501-04-01		12	0.1%
H29503-04-01		12	0.1%
H29504-04-01		12	0.1%
H29507-04-01		12	0.1%
H29509-04-01		12	0.1%

File : GSEC17_2

HHID: Household Unique Identifier in 2013/14

Value	Label	Cases	Percentage	
H29511-04-01		12		0.1%
H29801-04-01		12		0.1%
H29906-04-01		12		0.1%
H29906-04-02		12		0.1%
H29908-04-01		12		0.1%
H29910-04-01		12		0.1%
H30009-04-01		12		0.1%
H30306-04-01		12		0.1%
H30307-04-01		12		0.1%
H30309-04-01		12		0.1%
H30411-04-01		12		0.1%
H30605-04-01		12		0.1%
H30701-04-01		12		0.1%
H30701-04-03		12		0.1%
H30703-04-01		12		0.1%
H30703-04-02		12		0.1%
H30706-04-04		12		0.1%
H30708-04-01		12		0.1%
H30709-04-01		12		0.1%
H30802-04-01		12		0.1%
H30807-04-01		12		0.1%
H30901-04-01		12		0.1%
H30901-04-02		12		0.1%
H30903-04-01		12		0.1%
H30906-04-02		12		0.1%
H31001-04-01		12		0.1%
H31003-04-01		12		0.1%
H31103-04-01		12		0.1%
H31109-04-01		12		0.1%
H31109-04-03		12		0.1%
H31701-04-01		12		0.1%
H31702-04-01		12		0.1%
H31901-04-01		12		0.1%
H32101-04-01		12		0.1%
H32504-04-01		12		0.1%
H32610-04-01		12		0.1%
H32909-04-01		12		0.1%
H32910-04-01		12		0.1%
H33109-04-01		12		0.1%
H33402-04-01		12		0.1%
H33405-04-01		12		0.1%
H33501-04-01		12		0.1%
H33610-04-01		12		0.1%

File : GSEC17_2

HHID: Household Unique Identifier in 2013/14

Value	Label	Cases	Percentage	
H33709-04-01		12		0.1%
H33803-04-01		12		0.1%
H33902-04-01		12		0.1%
H33905-04-01		12		0.1%
H33906-04-01		12		0.1%
H33907-04-01		12		0.1%
H34101-04-01		12		0.1%
H34102-04-01		12		0.1%
H34105-04-01		12		0.1%
H34107-04-01		12		0.1%
H34110-04-01		12		0.1%
H34204-04-01		12		0.1%
H34207-04-01		12		0.1%
H34210-04-01		12		0.1%
H34302-04-01		12		0.1%
H34304-04-01		12		0.1%
H34305-04-01		12		0.1%
H34308-04-01		12		0.1%
H34402-04-01		12		0.1%
H34405-04-01		12		0.1%
H34407-04-01		12		0.1%
H34409-04-01		12		0.1%
H34410-04-01		12		0.1%
H34703-04-01		12		0.1%
H35101-04-01		12		0.1%
H35103-04-01		12		0.1%
H35104-04-01		12		0.1%
H35106-04-01		12		0.1%
H35204-04-01		12		0.1%
H35302-04-01		12		0.1%
H35306-04-01		12		0.1%
H35307-04-01		12		0.1%
H35308-04-01		12		0.1%
H35405-04-01		12		0.1%
H35406-04-01		12		0.1%
H35408-04-01		12		0.1%
H35504-04-01		12		0.1%
H35510-04-01		12		0.1%
H35601-04-01		12		0.1%
H35604-04-01		12		0.1%
H35701-04-01		12		0.1%
H35704-04-01		12		0.1%
H35705-04-01		12		0.1%

File : GSEC17_2

HHID: Household Unique Identifier in 2013/14

Value	Label	Cases	Percentage	
H35801-04-01		12		0.1%
H35803-04-01		12		0.1%
H35804-04-01		12		0.1%
H35805-04-01		12		0.1%
H35806-04-01		12		0.1%
H35807-04-01		12		0.1%
H35809-04-01		12		0.1%
H35903-04-01		12		0.1%
H35904-04-01		12		0.1%
H35907-04-01		12		0.1%
H35908-04-01		12		0.1%
H36002-04-01		12		0.1%
H36003-04-01		12		0.1%
H36004-04-01		12		0.1%
H36005-04-01		12		0.1%
H36006-04-01		12		0.1%
H36007-04-01		12		0.1%
H36307-04-01		12		0.1%
H36308-04-01		12		0.1%
H36402-04-01		12		0.1%
H36403-04-01		12		0.1%
H36405-04-01		12		0.1%
H36408-04-01		12		0.1%
H36409-04-01		12		0.1%
H36501-04-01		12		0.1%
H36505-04-01		12		0.1%
H36607-04-01		12		0.1%
H36704-04-01		12		0.1%
H36802-04-01		12		0.1%
H36805-04-01		12		0.1%
H36809-04-01		12		0.1%
H36901-04-01		12		0.1%
H36906-04-01		12		0.1%
H36907-04-01		12		0.1%
H37002-04-01		12		0.1%
H37004-04-01		12		0.1%
H37005-04-01		12		0.1%
H37101-04-01		12		0.1%
H37104-04-01		12		0.1%
H37107-04-01		12		0.1%
H37202-04-01		12		0.1%
H37205-04-01		12		0.1%
H37301-04-01		12		0.1%

File : GSEC17_2

HHID: Household Unique Identifier in 2013/14

Value	Label	Cases	Percentage	
H37307-04-01		12		0.1%
H37403-04-01		12		0.1%
H37407-04-01		12		0.1%
H37410-04-01		12		0.1%
H37501-04-01		12		0.1%
H37503-04-01		12		0.1%
H37506-04-01		12		0.1%
H37507-04-01		12		0.1%
H37510-04-01		12		0.1%
H37601-04-01		12		0.1%
H37604-04-01		12		0.1%
H37605-04-01		12		0.1%
H37701-04-01		12		0.1%
H37702-04-01		12		0.1%
H37703-04-01		12		0.1%
H37705-04-01		12		0.1%
H37802-04-01		12		0.1%
H37803-04-01		12		0.1%
H37806-04-01		12		0.1%
H37807-04-01		12		0.1%
H37808-04-01		12		0.1%
H37809-04-01		12		0.1%
H37810-04-01		12		0.1%
H37901-04-01		12		0.1%
H38001-04-01		12		0.1%
H38003-04-01		12		0.1%
H38006-04-01		12		0.1%
H38101-04-01		12		0.1%
H38102-04-01		12		0.1%
H38201-04-01		12		0.1%
H38202-04-01		12		0.1%
H38203-04-01		12		0.1%
H38205-04-01		12		0.1%
H38209-04-01		12		0.1%
H38303-04-01		12		0.1%
H38304-04-01		12		0.1%
H38308-04-01		12		0.1%
H38309-04-01		12		0.1%
H38402-04-01		12		0.1%
H38407-04-01		12		0.1%
H38409-04-01		12		0.1%
H38502-04-01		12		0.1%
H38503-04-01		12		0.1%

File : GSEC17_2

HHID: Household Unique Identifier in 2013/14

Value	Label	Cases	Percentage
H38506-04-01		12	0.1%
H38508-04-01		12	0.1%
H38608-04-01		12	0.1%
H38609-04-01		12	0.1%
H38702-04-01		12	0.1%
H38708-04-01		12	0.1%
H38709-04-01		12	0.1%
H38801-04-01		12	0.1%
H38802-04-01		12	0.1%
H38803-04-01		12	0.1%
H38804-04-01		12	0.1%
H38805-04-01		12	0.1%
H38901-04-01		12	0.1%
H38906-04-01		12	0.1%
H39003-04-01		12	0.1%
H39004-04-01		12	0.1%
H39101-04-01		12	0.1%
H39103-04-01		12	0.1%
H39104-04-01		12	0.1%
H39301-04-01		12	0.1%
H39303-04-01		12	0.1%
H39304-04-01		12	0.1%
H39307-04-01		12	0.1%
H39309-04-01		12	0.1%
H39310-04-01		12	0.1%
H39401-04-01		12	0.1%
H39402-04-01		12	0.1%
H39409-04-01		12	0.1%
H39410-04-01		12	0.1%
H39506-04-01		12	0.1%
H39601-04-01		12	0.1%
H39603-04-01		12	0.1%
H39604-04-01		12	0.1%
H39606-04-01		12	0.1%
H39607-04-01		12	0.1%
H39609-04-01		12	0.1%
H39802-04-01		12	0.1%
H39805-04-01		12	0.1%
H39806-04-01		12	0.1%
H39809-04-01		12	0.1%
H39901-04-01		12	0.1%
H39903-04-01		12	0.1%
H39904-04-01		12	0.1%

File : GSEC17_2

HHID: Household Unique Identifier in 2013/14

Value	Label	Cases	Percentage	
H39905-04-01		12		0.1%
H39906-04-01		12		0.1%
H39907-04-01		12		0.1%
H39908-04-01		12		0.1%
H39909-04-01		12		0.1%
H40003-04-01		12		0.1%
H40008-04-01		12		0.1%
H40010-04-01		12		0.1%
H40102-04-01		12		0.1%
H40103-04-01		12		0.1%
H40105-04-01		12		0.1%
H40110-04-01		12		0.1%
H40201-04-01		12		0.1%
H40202-04-01		12		0.1%
H40203-04-01		12		0.1%
H40206-04-01		12		0.1%
H40209-04-01		12		0.1%
H40303-04-01		12		0.1%
H40304-04-01		12		0.1%
H40307-04-01		12		0.1%
H40310-04-01		12		0.1%
H40406-04-01		12		0.1%
H40408-04-01		12		0.1%
H40409-04-01		12		0.1%
H40410-04-01		12		0.1%
H40501-04-01		12		0.1%
H40502-04-01		12		0.1%
H40504-04-01		12		0.1%
H40505-04-01		12		0.1%
H40507-04-01		12		0.1%
H40510-04-01		12		0.1%
H40708-04-01		12		0.1%
H40710-04-01		12		0.1%
H40903-04-01		12		0.1%
H41008-04-01		12		0.1%
H41201-04-01		12		0.1%
H41302-04-01		12		0.1%
H41303-04-01		12		0.1%
H41305-04-01		12		0.1%
H41306-04-01		12		0.1%
H41308-04-01		12		0.1%
H41401-04-01		12		0.1%
H41402-04-01		12		0.1%

File : GSEC17_2

HHID: Household Unique Identifier in 2013/14

Value	Label	Cases	Percentage	
H41403-04-01		12		0.1%
H41404-04-01		12		0.1%
H41405-04-01		12		0.1%
H41406-04-01		12		0.1%
H41408-04-01		12		0.1%
H41410-04-01		12		0.1%
H41504-04-01		12		0.1%
H41509-04-01		12		0.1%
H41701-04-01		12		0.1%
H41702-04-01		12		0.1%
H41703-04-01		12		0.1%
H41707-04-01		12		0.1%
H41709-04-01		12		0.1%
H41804-04-01		12		0.1%
H41807-04-01		12		0.1%
H41808-04-01		12		0.1%
H41809-04-01		12		0.1%
H41902-04-01		12		0.1%
H41908-04-01		12		0.1%
H41909-04-01		12		0.1%
H41910-04-01		12		0.1%
H42001-04-01		12		0.1%
H42003-04-01		12		0.1%
H42009-04-01		12		0.1%
H42102-04-01		12		0.1%
H42301-04-01		12		0.1%
H42302-04-01		12		0.1%
H42305-04-01		12		0.1%
H42309-04-01		12		0.1%
H42403-04-01		12		0.1%
H42406-04-01		12		0.1%
H42503-04-01		12		0.1%
H42508-04-01		12		0.1%
H42510-04-01		12		0.1%
H42609-04-01		12		0.1%
H42708-04-01		12		0.1%
H42809-04-01		12		0.1%
H42810-04-01		12		0.1%
H42901-04-01		12		0.1%
H42903-04-01		12		0.1%
H42906-04-01		12		0.1%
H42907-04-01		12		0.1%
H42910-04-01		12		0.1%

File : GSEC17_2

HHID: Household Unique Identifier in 2013/14

Value	Label	Cases	Percentage
H43004-04-01		12	0.1%
H43010-04-01		12	0.1%

Warning: these figures indicate the number of cases found in the data file. They cannot be interpreted as summary statistics of the population of interest.

h17q10b: Month

Information	[Type= discrete] [Format=numeric] [Range= 1-12] [Missing=*]
Statistics [NW/ W]	[Valid=8749 /-] [Invalid=0 /-]

Value	Label	Cases	Percentage
1	January	729	8.3%
2	February	729	8.3%
3	March	730	8.3%
4	April	730	8.3%
5	May	729	8.3%
6	June	729	8.3%
7	July	729	8.3%
8	August	729	8.3%
9	September	729	8.3%
10	October	729	8.3%
11	November	728	8.3%
12	December	729	8.3%

Warning: these figures indicate the number of cases found in the data file. They cannot be interpreted as summary statistics of the population of interest.

h17q10a: When did you experience this situation?

Information	[Type= discrete] [Format=numeric] [Range= 1-2] [Missing=*]
Statistics [NW/ W]	[Valid=8749 /-] [Invalid=0 /-]

Value	Label	Cases	Percentage
1	Yes	2374	27.1%
2	No	6375	72.9%

Warning: these figures indicate the number of cases found in the data file. They cannot be interpreted as summary statistics of the population of interest.

wgt_X: Cross sectional weight for 2013_2014 panel survey

Information	[Type= continuous] [Format=numeric] [Range= 314.975738525391-6452.8603515625] [Missing=*]
Statistics [NW/ W]	[Valid=8749 /-] [Invalid=0 /-]

File : GSEC17_3

HHID: Household Unique Identifier in 2013/14

Information [Type= discrete] [Format=character] [Missing=*]

Statistics [NW/ W] [Valid=10202 /-] [Invalid=0 /-]

Value	Label	Cases	Percentage	
H00102-04-01		14		0.1%
H00304-04-01		14		0.1%
H00710-04-01		14		0.1%
H00809-04-01		14		0.1%
H01813-04-01		14		0.1%
H02401-04-01		14		0.1%
H02710-04-01		14		0.1%
H03005-04-01		14		0.1%
H03511-04-01		14		0.1%
H03604-04-09		14		0.1%
H03709-04-01		14		0.1%
H03811-04-01		14		0.1%
H04001-04-01		14		0.1%
H04002-04-01		14		0.1%
H04005-04-01		14		0.1%
H04006-04-01		14		0.1%
H04007-04-01		14		0.1%
H04010-04-01		14		0.1%
H04501-04-01		14		0.1%
H04509-04-01		14		0.1%
H04602-04-01		14		0.1%
H04603-04-01		14		0.1%
H04604-04-01		14		0.1%
H04606-04-01		14		0.1%
H04607-04-01		14		0.1%
H04609-04-01		14		0.1%
H04610-04-01		14		0.1%
H04610-04-02		14		0.1%
H04810-04-01		14		0.1%
H04905-04-01		14		0.1%
H04907-04-01		14		0.1%
H04913-04-01		14		0.1%
H04913-04-02		14		0.1%
H04913-04-06		14		0.1%
H05002-04-01		14		0.1%
H05005-04-01		14		0.1%
H05006-04-01		14		0.1%
H05007-04-01		14		0.1%
H05107-04-01		14		0.1%
H05109-04-01		14		0.1%
H05303-04-01		14		0.1%

File : GSEC17_3

HHID: Household Unique Identifier in 2013/14

Value	Label	Cases	Percentage	
H05306-04-01		14		0.1%
H05308-04-01		14		0.1%
H05310-04-02		14		0.1%
H05404-04-01		14		0.1%
H05406-04-01		14		0.1%
H05412-04-03		14		0.1%
H05703-04-01		14		0.1%
H06108-04-01		14		0.1%
H06110-04-01		14		0.1%
H06201-04-01		14		0.1%
H06301-04-01		14		0.1%
H06807-04-01		14		0.1%
H06911-04-01		14		0.1%
H07002-04-02		14		0.1%
H07008-04-01		14		0.1%
H07204-04-01		14		0.1%
H07208-04-01		14		0.1%
H07208-04-02		14		0.1%
H07303-04-01		14		0.1%
H07304-04-01		14		0.1%
H07502-04-01		14		0.1%
H08103-04-01		14		0.1%
H08302-04-02		14		0.1%
H08305-04-01		14		0.1%
H08402-04-01		14		0.1%
H08408-04-01		14		0.1%
H08410-04-01		14		0.1%
H08503-04-03		14		0.1%
H08504-04-01		14		0.1%
H08508-04-01		14		0.1%
H08509-04-01		14		0.1%
H08602-04-01		14		0.1%
H08602-04-02		14		0.1%
H08603-04-01		14		0.1%
H08605-04-01		14		0.1%
H08703-04-01		14		0.1%
H08708-04-01		14		0.1%
H08802-04-02		14		0.1%
H08803-04-01		14		0.1%
H09001-04-01		14		0.1%
H09004-04-01		14		0.1%
H09004-04-02		14		0.1%
H09102-04-01		14		0.1%

File : GSEC17_3

HHID: Household Unique Identifier in 2013/14

Value	Label	Cases	Percentage	
H09105-04-02		14		0.1%
H09106-04-01		14		0.1%
H09107-04-01		14		0.1%
H09111-04-01		14		0.1%
H09608-04-01		14		0.1%
H09706-04-01		14		0.1%
H09906-04-01		14		0.1%
H10205-04-01		14		0.1%
H10704-04-01		14		0.1%
H10704-04-02		14		0.1%
H10801-04-01		14		0.1%
H10804-04-01		14		0.1%
H10805-04-01		14		0.1%
H10806-04-01		14		0.1%
H10810-04-01		14		0.1%
H10902-04-01		14		0.1%
H10905-04-01		14		0.1%
H11504-04-01		14		0.1%
H11805-04-01		14		0.1%
H11807-04-01		14		0.1%
H11902-04-01		14		0.1%
H11905-04-01		14		0.1%
H12008-04-01		14		0.1%
H12310-04-01		14		0.1%
H12407-04-02		14		0.1%
H12408-04-01		14		0.1%
H12507-04-01		14		0.1%
H12606-04-01		14		0.1%
H12607-04-01		14		0.1%
H12704-04-01		14		0.1%
H12705-04-01		14		0.1%
H12806-04-01		14		0.1%
H12809-04-03		14		0.1%
H12811-04-01		14		0.1%
H12904-04-01		14		0.1%
H12908-04-01		14		0.1%
H12910-04-01		14		0.1%
H13006-04-04		14		0.1%
H13102-04-02		14		0.1%
H13106-04-01		14		0.1%
H13111-04-01		14		0.1%
H13203-04-01		14		0.1%
H13205-04-02		14		0.1%

File : GSEC17_3

HHID: Household Unique Identifier in 2013/14

Value	Label	Cases	Percentage	
H13207-04-01		14		0.1%
H13209-04-01		14		0.1%
H13310-04-05		14		0.1%
H14001-04-01		14		0.1%
H14004-04-01		14		0.1%
H14004-04-02		14		0.1%
H14004-04-03		14		0.1%
H14007-04-01		14		0.1%
H14009-04-01		14		0.1%
H14010-04-01		14		0.1%
H14106-04-01		14		0.1%
H14202-04-01		14		0.1%
H14210-04-01		14		0.1%
H14302-04-01		14		0.1%
H14302-04-02		14		0.1%
H14302-04-03		14		0.1%
H14303-04-01		14		0.1%
H14308-04-02		14		0.1%
H14401-04-01		14		0.1%
H14402-04-02		14		0.1%
H14403-04-01		14		0.1%
H14410-04-02		14		0.1%
H14802-04-01		14		0.1%
H14803-04-01		14		0.1%
H14805-04-01		14		0.1%
H14806-04-01		14		0.1%
H14903-04-02		14		0.1%
H14904-04-01		14		0.1%
H14906-04-01		14		0.1%
H14907-04-01		14		0.1%
H14908-04-01		14		0.1%
H15008-04-01		14		0.1%
H15008-04-02		14		0.1%
H15009-04-01		14		0.1%
H15102-04-01		14		0.1%
H15105-04-01		14		0.1%
H15302-04-01		14		0.1%
H15309-04-02		14		0.1%
H15505-04-02		14		0.1%
H15506-04-01		14		0.1%
H15904-04-01		14		0.1%
H15908-04-01		14		0.1%
H15909-04-03		14		0.1%

File : GSEC17_3

HHID: Household Unique Identifier in 2013/14

Value	Label	Cases	Percentage	
H16201-04-01		14	<div></div>	0.1%
H16202-04-01		14	<div></div>	0.1%
H16305-04-01		14	<div></div>	0.1%
H16305-04-03		14	<div></div>	0.1%
H16307-04-01		14	<div></div>	0.1%
H16308-04-01		14	<div></div>	0.1%
H16408-04-01		14	<div></div>	0.1%
H16505-04-01		14	<div></div>	0.1%
H16507-04-01		14	<div></div>	0.1%
H16606-04-01		14	<div></div>	0.1%
H16701-04-01		14	<div></div>	0.1%
H16703-04-01		14	<div></div>	0.1%
H16707-04-01		14	<div></div>	0.1%
H16709-04-01		14	<div></div>	0.1%
H16803-04-01		14	<div></div>	0.1%
H16809-04-01		14	<div></div>	0.1%
H16810-04-01		14	<div></div>	0.1%
H17007-04-01		14	<div></div>	0.1%
H17009-04-01		14	<div></div>	0.1%
H17102-04-01		14	<div></div>	0.1%
H17107-04-01		14	<div></div>	0.1%
H17109-04-01		14	<div></div>	0.1%
H17201-04-03		2	<div></div> 0.0%	
H17202-04-01		14	<div></div>	0.1%
H17208-04-01		14	<div></div>	0.1%
H17309-04-01		14	<div></div>	0.1%
H17403-04-01		14	<div></div>	0.1%
H17507-04-01		14	<div></div>	0.1%
H17508-04-01		14	<div></div>	0.1%
H17509-04-01		14	<div></div>	0.1%
H17606-04-01		14	<div></div>	0.1%
H17608-04-01		14	<div></div>	0.1%
H17703-04-01		14	<div></div>	0.1%
H18013-04-01		14	<div></div>	0.1%
H18101-04-01		14	<div></div>	0.1%
H18102-04-01		14	<div></div>	0.1%
H18103-04-01		14	<div></div>	0.1%
H18104-04-02		14	<div></div>	0.1%
H18104-04-03		14	<div></div>	0.1%
H18105-04-01		14	<div></div>	0.1%
H18109-04-01		14	<div></div>	0.1%
H18202-04-02		14	<div></div>	0.1%
H18202-04-03		14	<div></div>	0.1%

File : GSEC17_3

HHID: Household Unique Identifier in 2013/14

Value	Label	Cases	Percentage	
H18202-04-04		14		0.1%
H18202-04-05		14		0.1%
H18202-04-06		14		0.1%
H18203-04-01		14		0.1%
H18204-04-01		14		0.1%
H18204-04-02		14		0.1%
H18205-04-02		14		0.1%
H18207-04-02		14		0.1%
H18301-04-01		14		0.1%
H18301-04-02		14		0.1%
H18301-04-03		14		0.1%
H18301-04-04		14		0.1%
H18301-04-05		14		0.1%
H18301-04-07		14		0.1%
H18306-04-01		14		0.1%
H18308-04-01		14		0.1%
H18309-04-01		14		0.1%
H18601-04-03		14		0.1%
H18603-04-01		14		0.1%
H18604-04-01		14		0.1%
H18605-04-01		14		0.1%
H18609-04-01		14		0.1%
H18802-04-01		14		0.1%
H18804-04-01		14		0.1%
H18806-04-02		14		0.1%
H18806-04-03		14		0.1%
H18807-04-01		14		0.1%
H18808-04-03		14		0.1%
H18809-04-01		14		0.1%
H18810-04-01		14		0.1%
H18901-04-01		14		0.1%
H18902-04-01		14		0.1%
H18905-04-01		14		0.1%
H19001-04-02		14		0.1%
H19004-04-01		14		0.1%
H19006-04-01		14		0.1%
H19101-04-01		14		0.1%
H19104-04-01		14		0.1%
H19107-04-03		14		0.1%
H19108-04-03		14		0.1%
H19110-04-01		14		0.1%
H19204-04-01		14		0.1%
H19212-04-02		14		0.1%

File : GSEC17_3

HHID: Household Unique Identifier in 2013/14

Value	Label	Cases	Percentage	
H19502-04-01		14		0.1%
H19510-04-01		14		0.1%
H19607-04-03		14		0.1%
H19608-04-01		14		0.1%
H20010-04-02		14		0.1%
H20205-04-01		14		0.1%
H20301-04-01		14		0.1%
H20303-04-01		14		0.1%
H20307-04-01		14		0.1%
H20408-04-01		14		0.1%
H20601-04-02		14		0.1%
H20603-04-03		14		0.1%
H20606-04-01		14		0.1%
H20609-04-02		14		0.1%
H20610-04-02		14		0.1%
H20610-04-03		14		0.1%
H20610-04-04		14		0.1%
H20801-04-01		14		0.1%
H20804-04-01		14		0.1%
H20811-04-01		14		0.1%
H20811-04-04		14		0.1%
H20811-04-05		14		0.1%
H20901-04-01		14		0.1%
H20902-04-01		14		0.1%
H20904-04-01		14		0.1%
H20905-04-01		14		0.1%
H20905-04-02		14		0.1%
H20908-04-01		14		0.1%
H20909-04-01		14		0.1%
H21101-04-01		14		0.1%
H21102-04-02		14		0.1%
H21103-04-01		14		0.1%
H21108-04-01		14		0.1%
H21402-04-01		14		0.1%
H21403-04-01		14		0.1%
H21404-04-01		14		0.1%
H21405-04-01		14		0.1%
H21409-04-01		14		0.1%
H21410-04-01		14		0.1%
H21501-04-01		14		0.1%
H21502-04-01		14		0.1%
H21505-04-01		14		0.1%
H21509-04-01		14		0.1%

File : GSEC17_3

HHID: Household Unique Identifier in 2013/14

Value	Label	Cases	Percentage	
H21510-04-01		14		0.1%
H21601-04-01		14		0.1%
H21603-04-01		14		0.1%
H21608-04-01		14		0.1%
H21610-04-01		14		0.1%
H21701-04-01		14		0.1%
H21703-04-01		14		0.1%
H21705-04-01		14		0.1%
H21706-04-01		14		0.1%
H21708-04-01		14		0.1%
H21709-04-01		14		0.1%
H21710-04-01		14		0.1%
H21711-04-01		14		0.1%
H22004-04-05		14		0.1%
H22006-04-01		14		0.1%
H22101-04-01		14		0.1%
H22101-04-02		14		0.1%
H22101-04-03		14		0.1%
H22102-04-02		14		0.1%
H22103-04-01		14		0.1%
H22109-04-01		14		0.1%
H22110-04-01		14		0.1%
H22302-04-01		14		0.1%
H22305-04-01		14		0.1%
H22308-04-01		14		0.1%
H22310-04-01		14		0.1%
H22401-04-01		14		0.1%
H22406-04-01		14		0.1%
H22407-04-01		14		0.1%
H22408-04-01		14		0.1%
H22502-04-01		14		0.1%
H22502-04-02		14		0.1%
H22507-04-01		14		0.1%
H22803-04-01		14		0.1%
H22805-04-01		14		0.1%
H23103-04-01		14		0.1%
H23104-04-01		14		0.1%
H23104-04-02		14		0.1%
H23107-04-01		14		0.1%
H23109-04-01		14		0.1%
H23109-04-02		14		0.1%
H23301-04-01		14		0.1%
H23302-04-01		14		0.1%

File : GSEC17_3

HHID: Household Unique Identifier in 2013/14

Value	Label	Cases	Percentage	
H23303-04-01		14		0.1%
H23304-04-01		14		0.1%
H23306-04-01		14		0.1%
H23308-04-01		14		0.1%
H23401-04-01		14		0.1%
H23402-04-01		14		0.1%
H23404-04-01		14		0.1%
H23404-04-02		14		0.1%
H23406-04-01		14		0.1%
H23410-04-01		14		0.1%
H23411-04-01		14		0.1%
H23412-04-01		14		0.1%
H23508-04-01		14		0.1%
H23605-04-01		14		0.1%
H23608-04-01		14		0.1%
H23705-04-01		14		0.1%
H23708-04-01		14		0.1%
H23708-04-02		14		0.1%
H23710-04-02		14		0.1%
H23810-04-01		14		0.1%
H23901-04-01		14		0.1%
H23903-04-01		14		0.1%
H23905-04-02		14		0.1%
H23906-04-01		14		0.1%
H24201-04-01		14		0.1%
H24203-04-02		14		0.1%
H24207-04-01		14		0.1%
H24209-04-02		14		0.1%
H24407-04-01		14		0.1%
H24502-04-01		14		0.1%
H24506-04-02		14		0.1%
H24507-04-01		14		0.1%
H24601-04-01		14		0.1%
H24604-04-01		14		0.1%
H24605-04-01		14		0.1%
H24606-04-01		14		0.1%
H24608-04-01		14		0.1%
H24610-04-01		14		0.1%
H24804-04-01		14		0.1%
H24806-04-01		14		0.1%
H24811-04-01		14		0.1%
H25005-04-01		14		0.1%
H25006-04-01		14		0.1%

File : GSEC17_3

HHID: Household Unique Identifier in 2013/14

Value	Label	Cases	Percentage
H25008-04-01		14	0.1%
H25406-04-01		14	0.1%
H25409-04-02		14	0.1%
H25605-04-01		14	0.1%
H25606-04-01		14	0.1%
H25704-04-01		14	0.1%
H25705-04-02		14	0.1%
H25707-04-01		14	0.1%
H26008-04-01		14	0.1%
H26111-04-01		14	0.1%
H26206-04-01		14	0.1%
H26306-04-01		14	0.1%
H26311-04-01		14	0.1%
H26403-04-01		14	0.1%
H26411-04-04		14	0.1%
H26502-04-03		14	0.1%
H26503-04-01		14	0.1%
H26504-04-01		14	0.1%
H26605-04-01		14	0.1%
H26608-04-01		14	0.1%
H27106-04-03		14	0.1%
H27408-04-01		14	0.1%
H27410-04-01		14	0.1%
H27808-04-02		14	0.1%
H27902-04-01		14	0.1%
H28211-04-01		14	0.1%
H28502-04-01		14	0.1%
H28504-04-01		14	0.1%
H28509-04-01		14	0.1%
H28511-04-01		14	0.1%
H28703-04-01		6	0.1%
H28803-04-01		14	0.1%
H28810-04-01		14	0.1%
H29004-04-01		14	0.1%
H29208-04-01		14	0.1%
H29210-04-01		14	0.1%
H29210-04-02		14	0.1%
H29405-04-01		14	0.1%
H29501-04-01		14	0.1%
H29503-04-01		14	0.1%
H29504-04-01		14	0.1%
H29507-04-01		14	0.1%
H29509-04-01		14	0.1%

File : GSEC17_3

HHID: Household Unique Identifier in 2013/14

Value	Label	Cases	Percentage	
H29511-04-01		14	<div></div>	0.1%
H29801-04-01		14	<div></div>	0.1%
H29906-04-01		14	<div></div>	0.1%
H29906-04-02		14	<div></div>	0.1%
H29908-04-01		14	<div></div>	0.1%
H29910-04-01		14	<div></div>	0.1%
H30009-04-01		14	<div></div>	0.1%
H30306-04-01		14	<div></div>	0.1%
H30307-04-01		14	<div></div>	0.1%
H30309-04-01		14	<div></div>	0.1%
H30411-04-01		14	<div></div>	0.1%
H30605-04-01		14	<div></div>	0.1%
H30701-04-01		14	<div></div>	0.1%
H30701-04-03		14	<div></div>	0.1%
H30703-04-01		14	<div></div>	0.1%
H30703-04-02		14	<div></div>	0.1%
H30706-04-04		14	<div></div>	0.1%
H30708-04-01		14	<div></div>	0.1%
H30709-04-01		14	<div></div>	0.1%
H30802-04-01		14	<div></div>	0.1%
H30807-04-01		14	<div></div>	0.1%
H30901-04-01		14	<div></div>	0.1%
H30901-04-02		14	<div></div>	0.1%
H30903-04-01		14	<div></div>	0.1%
H30906-04-02		14	<div></div>	0.1%
H30908-04-01		2	<div>0.0%</div>	
H31001-04-01		14	<div></div>	0.1%
H31003-04-01		14	<div></div>	0.1%
H31103-04-01		14	<div></div>	0.1%
H31109-04-01		14	<div></div>	0.1%
H31109-04-03		14	<div></div>	0.1%
H31701-04-01		14	<div></div>	0.1%
H31702-04-01		14	<div></div>	0.1%
H31901-04-01		14	<div></div>	0.1%
H32101-04-01		14	<div></div>	0.1%
H32504-04-01		14	<div></div>	0.1%
H32610-04-01		14	<div></div>	0.1%
H32909-04-01		14	<div></div>	0.1%
H32910-04-01		14	<div></div>	0.1%
H33109-04-01		14	<div></div>	0.1%
H33402-04-01		14	<div></div>	0.1%
H33405-04-01		14	<div></div>	0.1%
H33501-04-01		14	<div></div>	0.1%

File : GSEC17_3

HHID: Household Unique Identifier in 2013/14

Value	Label	Cases	Percentage	
H33610-04-01		14		0.1%
H33709-04-01		14		0.1%
H33803-04-01		14		0.1%
H33902-04-01		14		0.1%
H33905-04-01		14		0.1%
H33906-04-01		14		0.1%
H33907-04-01		14		0.1%
H34101-04-01		14		0.1%
H34102-04-01		14		0.1%
H34105-04-01		14		0.1%
H34107-04-01		14		0.1%
H34110-04-01		14		0.1%
H34204-04-01		14		0.1%
H34207-04-01		14		0.1%
H34210-04-01		14		0.1%
H34302-04-01		14		0.1%
H34304-04-01		14		0.1%
H34305-04-01		14		0.1%
H34308-04-01		14		0.1%
H34402-04-01		14		0.1%
H34405-04-01		14		0.1%
H34407-04-01		14		0.1%
H34409-04-01		14		0.1%
H34410-04-01		14		0.1%
H34703-04-01		14		0.1%
H35101-04-01		14		0.1%
H35103-04-01		14		0.1%
H35104-04-01		14		0.1%
H35106-04-01		14		0.1%
H35204-04-01		14		0.1%
H35302-04-01		14		0.1%
H35306-04-01		14		0.1%
H35307-04-01		14		0.1%
H35308-04-01		14		0.1%
H35405-04-01		14		0.1%
H35406-04-01		14		0.1%
H35408-04-01		14		0.1%
H35504-04-01		14		0.1%
H35510-04-01		14		0.1%
H35601-04-01		14		0.1%
H35604-04-01		14		0.1%
H35701-04-01		14		0.1%
H35704-04-01		14		0.1%

File : GSEC17_3

HHID: Household Unique Identifier in 2013/14

Value	Label	Cases	Percentage	
H35705-04-01		14		0.1%
H35801-04-01		14		0.1%
H35803-04-01		14		0.1%
H35804-04-01		14		0.1%
H35805-04-01		14		0.1%
H35806-04-01		14		0.1%
H35807-04-01		14		0.1%
H35809-04-01		14		0.1%
H35903-04-01		14		0.1%
H35904-04-01		14		0.1%
H35907-04-01		14		0.1%
H35908-04-01		14		0.1%
H36002-04-01		14		0.1%
H36003-04-01		14		0.1%
H36004-04-01		14		0.1%
H36005-04-01		14		0.1%
H36006-04-01		14		0.1%
H36007-04-01		14		0.1%
H36307-04-01		14		0.1%
H36308-04-01		14		0.1%
H36402-04-01		14		0.1%
H36403-04-01		14		0.1%
H36405-04-01		14		0.1%
H36408-04-01		14		0.1%
H36409-04-01		14		0.1%
H36501-04-01		14		0.1%
H36607-04-01		14		0.1%
H36704-04-01		14		0.1%
H36802-04-01		14		0.1%
H36805-04-01		14		0.1%
H36809-04-01		14		0.1%
H36901-04-01		14		0.1%
H36906-04-01		14		0.1%
H36907-04-01		14		0.1%
H37002-04-01		14		0.1%
H37004-04-01		14		0.1%
H37005-04-01		14		0.1%
H37101-04-01		14		0.1%
H37104-04-01		14		0.1%
H37107-04-01		14		0.1%
H37202-04-01		14		0.1%
H37205-04-01		14		0.1%
H37301-04-01		14		0.1%

File : GSEC17_3

HHID: Household Unique Identifier in 2013/14

Value	Label	Cases	Percentage	
H37307-04-01		14		0.1%
H37403-04-01		14		0.1%
H37407-04-01		14		0.1%
H37410-04-01		14		0.1%
H37501-04-01		14		0.1%
H37503-04-01		14		0.1%
H37506-04-01		14		0.1%
H37507-04-01		14		0.1%
H37510-04-01		14		0.1%
H37601-04-01		14		0.1%
H37604-04-01		14		0.1%
H37605-04-01		14		0.1%
H37701-04-01		14		0.1%
H37702-04-01		14		0.1%
H37703-04-01		14		0.1%
H37705-04-01		14		0.1%
H37802-04-01		14		0.1%
H37803-04-01		14		0.1%
H37806-04-01		14		0.1%
H37807-04-01		14		0.1%
H37808-04-01		14		0.1%
H37809-04-01		14		0.1%
H37810-04-01		14		0.1%
H37901-04-01		14		0.1%
H38001-04-01		14		0.1%
H38003-04-01		14		0.1%
H38006-04-01		14		0.1%
H38101-04-01		14		0.1%
H38102-04-01		14		0.1%
H38201-04-01		14		0.1%
H38202-04-01		14		0.1%
H38203-04-01		14		0.1%
H38205-04-01		14		0.1%
H38209-04-01		14		0.1%
H38303-04-01		14		0.1%
H38304-04-01		14		0.1%
H38308-04-01		14		0.1%
H38309-04-01		14		0.1%
H38402-04-01		14		0.1%
H38407-04-01		14		0.1%
H38409-04-01		14		0.1%
H38502-04-01		14		0.1%
H38503-04-01		14		0.1%

File : GSEC17_3

HHID: Household Unique Identifier in 2013/14

Value	Label	Cases	Percentage	
H38506-04-01		14		0.1%
H38508-04-01		14		0.1%
H38608-04-01		14		0.1%
H38609-04-01		14		0.1%
H38702-04-01		14		0.1%
H38708-04-01		14		0.1%
H38709-04-01		14		0.1%
H38801-04-01		14		0.1%
H38802-04-01		14		0.1%
H38803-04-01		14		0.1%
H38804-04-01		14		0.1%
H38805-04-01		14		0.1%
H38901-04-01		14		0.1%
H38906-04-01		14		0.1%
H39003-04-01		14		0.1%
H39004-04-01		14		0.1%
H39101-04-01		14		0.1%
H39103-04-01		14		0.1%
H39104-04-01		14		0.1%
H39301-04-01		14		0.1%
H39303-04-01		14		0.1%
H39304-04-01		14		0.1%
H39307-04-01		14		0.1%
H39309-04-01		14		0.1%
H39310-04-01		14		0.1%
H39401-04-01		14		0.1%
H39402-04-01		14		0.1%
H39409-04-01		14		0.1%
H39410-04-01		14		0.1%
H39506-04-01		14		0.1%
H39601-04-01		14		0.1%
H39603-04-01		14		0.1%
H39604-04-01		14		0.1%
H39606-04-01		14		0.1%
H39607-04-01		14		0.1%
H39609-04-01		14		0.1%
H39802-04-01		14		0.1%
H39805-04-01		14		0.1%
H39806-04-01		14		0.1%
H39809-04-01		14		0.1%
H39901-04-01		14		0.1%
H39903-04-01		14		0.1%
H39904-04-01		14		0.1%

File : GSEC17_3

HHID: Household Unique Identifier in 2013/14

Value	Label	Cases	Percentage	
H39905-04-01		14		0.1%
H39906-04-01		14		0.1%
H39907-04-01		14		0.1%
H39908-04-01		14		0.1%
H39909-04-01		14		0.1%
H40003-04-01		14		0.1%
H40008-04-01		14		0.1%
H40010-04-01		14		0.1%
H40102-04-01		14		0.1%
H40103-04-01		14		0.1%
H40105-04-01		14		0.1%
H40110-04-01		14		0.1%
H40201-04-01		14		0.1%
H40202-04-01		14		0.1%
H40203-04-01		14		0.1%
H40206-04-01		14		0.1%
H40209-04-01		14		0.1%
H40303-04-01		14		0.1%
H40304-04-01		14		0.1%
H40307-04-01		14		0.1%
H40310-04-01		14		0.1%
H40406-04-01		14		0.1%
H40408-04-01		14		0.1%
H40409-04-01		14		0.1%
H40410-04-01		14		0.1%
H40501-04-01		14		0.1%
H40502-04-01		14		0.1%
H40504-04-01		14		0.1%
H40505-04-01		14		0.1%
H40507-04-01		14		0.1%
H40510-04-01		14		0.1%
H40708-04-01		14		0.1%
H40710-04-01		14		0.1%
H40903-04-01		14		0.1%
H41008-04-01		14		0.1%
H41201-04-01		14		0.1%
H41302-04-01		14		0.1%
H41303-04-01		14		0.1%
H41305-04-01		14		0.1%
H41306-04-01		14		0.1%
H41308-04-01		14		0.1%
H41401-04-01		14		0.1%
H41402-04-01		14		0.1%

File : GSEC17_3

HHID: Household Unique Identifier in 2013/14

Value	Label	Cases	Percentage	
H41403-04-01		14		0.1%
H41404-04-01		14		0.1%
H41405-04-01		14		0.1%
H41406-04-01		14		0.1%
H41408-04-01		14		0.1%
H41410-04-01		14		0.1%
H41504-04-01		14		0.1%
H41509-04-01		14		0.1%
H41701-04-01		14		0.1%
H41702-04-01		14		0.1%
H41703-04-01		14		0.1%
H41707-04-01		14		0.1%
H41709-04-01		14		0.1%
H41804-04-01		14		0.1%
H41807-04-01		14		0.1%
H41808-04-01		14		0.1%
H41809-04-01		14		0.1%
H41902-04-01		14		0.1%
H41908-04-01		14		0.1%
H41909-04-01		14		0.1%
H41910-04-01		14		0.1%
H42001-04-01		14		0.1%
H42003-04-01		14		0.1%
H42009-04-01		14		0.1%
H42102-04-01		14		0.1%
H42301-04-01		14		0.1%
H42302-04-01		14		0.1%
H42305-04-01		14		0.1%
H42309-04-01		14		0.1%
H42403-04-01		14		0.1%
H42406-04-01		14		0.1%
H42503-04-01		14		0.1%
H42508-04-01		14		0.1%
H42510-04-01		14		0.1%
H42609-04-01		14		0.1%
H42708-04-01		14		0.1%
H42809-04-01		14		0.1%
H42810-04-01		14		0.1%
H42901-04-01		14		0.1%
H42903-04-01		14		0.1%
H42906-04-01		14		0.1%
H42907-04-01		14		0.1%
H42910-04-01		14		0.1%

File : GSEC17_3

HHID: Household Unique Identifier in 2013/14

Value	Label	Cases	Percentage
H43004-04-01		14	0.1%
H43010-04-01		14	0.1%

Warning: these figures indicate the number of cases found in the data file. They cannot be interpreted as summary statistics of the population of interest.

h17q11b: NO FOOD REASON CODE

Information	[Type= discrete] [Format=numeric] [Range= 1-14] [Missing=*]
Statistics [NW/ W]	[Valid=10202 /-] [Invalid=0 /-]

Value	Label	Cases	Percentage
1	A. Because of inadequate household stocks due to drought/poor rains	728	7.1%
2	B. Inadequate food stocks from previous season because insecurity prevented us from harvesting the crop	729	7.1%
3	C. Inadequate household food stocks because of pest damage to crop	729	7.1%
4	D. Inadequate household food stocks because we did not plant enough	728	7.1%
5	E. We did not have enough money to buy food from the market	728	7.1%
6	F. Food in the market was very expensive	728	7.1%
7	G. No one was willing to offer us some food	729	7.1%
8	H. We could not cook because we had no fuel wood	728	7.1%
9	I. There was no food distribution	729	7.1%
10	J. Bread winner/head of household died or moved away	730	7.2%
11	K. We were not able to reach the market because of distance or insecurity or lack of transport	729	7.1%
12	L. There was no food in the market	729	7.1%
13	M. Floods / water logging	729	7.1%
14	N. Other (Specify)	729	7.1%

Warning: these figures indicate the number of cases found in the data file. They cannot be interpreted as summary statistics of the population of interest.

h17q11a: why did you experience this situation?

Information	[Type= discrete] [Format=numeric] [Range= 1-2] [Missing=*]
Statistics [NW/ W]	[Valid=10202 /-] [Invalid=0 /-]

Value	Label	Cases	Percentage
1	Yes	1724	16.9%
2	No	8478	83.1%

Warning: these figures indicate the number of cases found in the data file. They cannot be interpreted as summary statistics of the population of interest.

wgt_X: Cross sectional weight for 2013_2014 panel survey

Information	[Type= continuous] [Format=numeric] [Range= 314.975738525391-6452.8603515625] [Missing=*]
Statistics [NW/ W]	[Valid=10202 /-] [Invalid=0 /-]

File : GSEC17_4

HHID: Household Unique Identifier in 2013/14



Information [Type= discrete] [Format=character] [Missing=*]

Statistics [NW/ W] [Valid=40209 /-] [Invalid=0 /-]

h17q12: HH worried would run out of food because of a lack of money or other resources

Information [Type= discrete] [Format=numeric] [Range= 1-2] [Missing=*]

Statistics [NW/ W] [Valid=40209 /-] [Invalid=0 /-]



Value	Label	Cases	Percentage
1	Yes	3110	 7.7%
2	No	37099	 92.3%

Warning: these figures indicate the number of cases found in the data file. They cannot be interpreted as summary statistics of the population of interest.

h17q13: HH household ran out of food because of a lack of money or other resources

Information [Type= discrete] [Format=numeric] [Range= 1-2] [Missing=*]

Statistics [NW/ W] [Valid=40209 /-] [Invalid=0 /-]



Value	Label	Cases	Percentage
1	Yes	3110	 7.7%
2	No	37099	 92.3%

Warning: these figures indicate the number of cases found in the data file. They cannot be interpreted as summary statistics of the population of interest.

h17q14: Child, age 14 or younger, in HH ate only one meal in a day or went without eatin

Information [Type= discrete] [Format=numeric] [Range= 1-2] [Missing=*]

Statistics [NW/ W] [Valid=40209 /-] [Invalid=0 /-]



Value	Label	Cases	Percentage
1	Yes	3110	 7.7%
2	No	37099	 92.3%

Warning: these figures indicate the number of cases found in the data file. They cannot be interpreted as summary statistics of the population of interest.

h17q15: HH member above the age of 14 had to consume fewer kinds of foods because of a l

Information [Type= discrete] [Format=numeric] [Range= 1-2] [Missing=*]

Statistics [NW/ W] [Valid=40209 /-] [Invalid=0 /-]



Value	Label	Cases	Percentage
1	Yes	3110	 7.7%
2	No	37099	 92.3%

Warning: these figures indicate the number of cases found in the data file. They cannot be interpreted as summary statistics of the population of interest.

h17q16: HH member above the age of 14 had to skip a meal because of a lack of money or o

Information [Type= discrete] [Format=numeric] [Range= 1-2] [Missing=*]

Statistics [NW/ W] [Valid=40209 /-] [Invalid=0 /-]

Value	Label	Cases	Percentage
1	Yes	3110	 7.7%
2	No	37099	 92.3%

Warning: these figures indicate the number of cases found in the data file. They cannot be interpreted as summary statistics of the population of interest.

h17q17: HH above the age of 14 ate less than you believe you should because of a lack of

Information [Type= discrete] [Format=numeric] [Range= 1-2] [Missing=*]

Statistics [NW/ W] [Valid=40209 /-] [Invalid=0 /-]

File : GSEC17_4

h17q17: HH above the age of 14 ate less than you believe you should because of a lack of

Value	Label	Cases	Percentage
1	Yes	3110	 7.7%
2	No	37099	 92.3%

Warning: these figures indicate the number of cases found in the data file. They cannot be interpreted as summary statistics of the population of interest.

h17q18: HH above the age of 14 felt hungry but did not eat because of a lack of money or



Information	[Type= discrete] [Format=numeric] [Range= 1-2] [Missing=*]
Statistics [NW/ W]	[Valid=40209 /-] [Invalid=0 /-]

Value	Label	Cases	Percentage
1	Yes	3110	 7.7%
2	No	37099	 92.3%

Warning: these figures indicate the number of cases found in the data file. They cannot be interpreted as summary statistics of the population of interest.

h17q19: HH member above the age of 14 ate only one meal in a day or went without eating


Information	[Type= discrete] [Format=numeric] [Range= 1-2] [Missing=*]
Statistics [NW/ W]	[Valid=40209 /-] [Invalid=0 /-]

Value	Label	Cases	Percentage
1	Yes	3110	 7.7%
2	No	37099	 92.3%

Warning: these figures indicate the number of cases found in the data file. They cannot be interpreted as summary statistics of the population of interest.

h17q21: Child, age 14 or younger in HH did not eat healthy and nutritious foods because

Information	[Type= discrete] [Format=numeric] [Range= 1-2] [Missing=*]
Statistics [NW/ W]	[Valid=40209 /-] [Invalid=0 /-]

Value	Label	Cases	Percentage
1	Yes	2555	 6.4%
2	No	37654	 93.6%

Warning: these figures indicate the number of cases found in the data file. They cannot be interpreted as summary statistics of the population of interest.

h17q22: Child, age 14 or younger in HH had to skip a meal because of a lack of money or

Information	[Type= discrete] [Format=numeric] [Range= 1-2] [Missing=*]
Statistics [NW/ W]	[Valid=40209 /-] [Invalid=0 /-]

Value	Label	Cases	Percentage
1	Yes	2555	 6.4%
2	No	37654	 93.6%

Warning: these figures indicate the number of cases found in the data file. They cannot be interpreted as summary statistics of the population of interest.

h17q23: Child, age 14 or younger, in HH ate less than you believed he/she should because

Information	[Type= discrete] [Format=numeric] [Range= 1-2] [Missing=*]
Statistics [NW/ W]	[Valid=40209 /-] [Invalid=0 /-]



Value	Label	Cases	Percentage
1	Yes	2555	 6.4%
2	No	37654	 93.6%

Warning: these figures indicate the number of cases found in the data file. They cannot be interpreted as summary statistics of the population of interest.

File : GSEC17_4

h17q24: Child, age 14 or younger, in HH had to be served less food to any child in your



Information	[Type= discrete] [Format=numeric] [Range= 1-2] [Missing=*]
Statistics [NW/ W]	[Valid=40209 /-] [Invalid=0 /-]

Value	Label	Cases	Percentage
1	Yes	2555	 6.4%
2	No	37654	 93.6%

Warning: these figures indicate the number of cases found in the data file. They cannot be interpreted as summary statistics of the population of interest.

h17q25: Child, age 14 or younger, in HH felt hungry but did not eat because of a lack of



Information	[Type= discrete] [Format=numeric] [Range= 1-2] [Missing=*]
Statistics [NW/ W]	[Valid=40209 /-] [Invalid=0 /-]

Value	Label	Cases	Percentage
1	Yes	2555	 6.4%
2	No	37654	 93.6%

Warning: these figures indicate the number of cases found in the data file. They cannot be interpreted as summary statistics of the population of interest.

h17q26: Child, age 14 or younger, in HH ate only one meal in a day or went without eating for a whole day because of a lack of money or other resources

Information	[Type= discrete] [Format=numeric] [Range= 1-2] [Missing=*]
Statistics [NW/ W]	[Valid=40209 /-] [Invalid=0 /-]

Value	Label	Cases	Percentage
1	Yes	2554	 6.4%
2	No	37655	 93.6%

Warning: these figures indicate the number of cases found in the data file. They cannot be interpreted as summary statistics of the population of interest.

wgt_X: Cross sectional weight for 2013_2014 panel survey

Information	[Type= continuous] [Format=numeric] [Range= 314.975738525391-6452.8603515625] [Missing=*]
Statistics [NW/ W]	[Valid=40209 /-] [Invalid=0 /-]

File : GSEC19

HHID: Household Unique Identifier in 2013/14

Information	[Type= discrete] [Format=character] [Missing=*]
Statistics [NW/ W]	[Valid=3119 /-] [Invalid=0 /-]

h19q1: During the last completed cropping season(1st Season of 2013 : Jan - June 2013)

Information	[Type= discrete] [Format=numeric] [Range= 1-2] [Missing=*]
Statistics [NW/ W]	[Valid=3119 /-] [Invalid=0 /-]

Value	Label	Cases	Percentage
1	Yes	2446	<div></div> 78.4%
2	No	673	<div></div> 21.6%

Warning: these figures indicate the number of cases found in the data file. They cannot be interpreted as summary statistics of the population of interest.

h19q2: During the last 12 months , has any member of your household raised livestock,po

Information	[Type= discrete] [Format=numeric] [Range= 1-2] [Missing=*]
Statistics [NW/ W]	[Valid=3119 /-] [Invalid=0 /-]

Value	Label	Cases	Percentage
1	Yes	1830	<div></div> 58.7%
2	No	1289	<div></div> 41.3%

Warning: these figures indicate the number of cases found in the data file. They cannot be interpreted as summary statistics of the population of interest.

wgt_X: Cross sectional weight for 2013_2014 panel survey

Information	[Type= continuous] [Format=numeric] [Range= 314.975738525391-6452.8603515625] [Missing=*]
Statistics [NW/ W]	[Valid=3119 /-] [Invalid=0 /-]

File : WSEC1A			
# HHID: Household Unique Identifier in 2013/14			
Information	[Type= discrete] [Format=character] [Missing=*]		
Statistics [NW/ W]	[Valid=1878 /-] [Invalid=0 /-]		
# PID: PERSON IDENTIFIER			
Information	[Type= discrete] [Format=character] [Missing=*]		
Statistics [NW/ W]	[Valid=1878 /-] [Invalid=0 /-]		
# w1aq7: Status of this woman's interview			
Information	[Type= discrete] [Format=numeric] [Range= 1-3] [Missing=*]		
Statistics [NW/ W]	[Valid=1878 /-] [Invalid=0 /-]		
Value	Label	Cases	Percentage
1	Completed	1878	<div><div></div></div> 100.0%
2	Partially Done	0	
3	Not Done	0	
Warning: these figures indicate the number of cases found in the data file. They cannot be interpreted as summary statistics of the population of interest.			
# w1aq8: Reason for not participating in the survey			
Information	[Type= discrete] [Format=numeric] [Range= 1-5] [Missing=*]		
Statistics [NW/ W]	[Valid=0 /-] [Invalid=1878 /-]		
Value	Label	Cases	Percentage
1	Declined to take part	0	
2	Not at available for interview	0	
5	Other (Specify)	0	
Sysmiss		1878	
Warning: these figures indicate the number of cases found in the data file. They cannot be interpreted as summary statistics of the population of interest.			
# h1aq1a: District of residence in 2013/14			
Information	[Type= continuous] [Format=numeric] [Range= 101-426] [Missing=*]		
Statistics [NW/ W]	[Valid=1878 /-] [Invalid=0 /-]		
# h1aq3a: COUNTY / SUBCOUNTY WHERE HH IS INTERVIEWED			
Information	[Type= continuous] [Format=numeric] [Range= 101204-426104] [Missing=*]		
Statistics [NW/ W]	[Valid=1878 /-] [Invalid=0 /-]		
# h1aq3b: L2Name			
Information	[Type= discrete] [Format=character] [Missing=*]		
Statistics [NW/ W]	[Valid=1878 /-] [Invalid=0 /-]		
Value	Label	Cases	Percentage
Aber		1	<div><div></div></div> 0.1%
Abia		1	<div><div></div></div> 0.1%
Aboke		10	<div><div></div></div> 0.5%
Abongomola		2	<div><div></div></div> 0.1%
Acaba		12	<div><div></div></div> 0.6%
Adeknino		11	<div><div></div></div> 0.6%
Adekokwok		1	<div><div></div></div> 0.1%
Adyel		5	<div><div></div></div> 0.3%

File : WSEC1A

h1aq3b: L2Name

Value	Label	Cases	Percentage
Agwata		7	0.4%
Agwingiri		2	0.1%
Ajia		2	0.1%
Akokoro		8	0.4%
Alito		21	1.1%
Aloi		1	0.1%
Apac Tc		4	0.2%
Apala		5	0.3%
Aputi		14	0.7%
Arapai		16	0.9%
Arinyapi		1	0.1%
Ariwa		3	0.2%
Aroi		11	0.6%
Aromo		6	0.3%
Arwotcek		3	0.2%
Atanga		1	0.1%
Atiira		1	0.1%
Atutur		3	0.2%
Atyak		2	0.1%
Awach		1	0.1%
Bagezza		3	0.2%
Baitambogwe		10	0.5%
Bala		1	0.1%
Balawoli		2	0.1%
Bar Dege Division		2	0.1%
Barr		1	0.1%
Bihanga		1	0.1%
Bileafe		4	0.2%
Bireere		1	0.1%
Bisheshe		9	0.5%
Bobi		10	0.5%
Bubaare		2	0.1%
Budondo		6	0.3%
Budongo		3	0.2%
Bugamba		1	0.1%
Bugambe		5	0.3%
Bugaya		1	0.1%
Bugembe Town Council		8	0.4%
Bugondo		8	0.4%
Bugoye		16	0.9%
Buhanika		9	0.5%
Buhugu		2	0.1%

File : WSEC1A

h1aq3b: L2Name

Value	Label	Cases	Percentage
Bujumbura Division		7	0.4%
Bukhulo		1	0.1%
Bukooma		2	0.1%
Bukuya		1	0.1%
Bulaago		4	0.2%
Bulamagi		12	0.6%
Bulesa		14	0.7%
Bumalimba		8	0.4%
Bumbaire		1	0.1%
Bumwoni		1	0.1%
Bunabwana		1	0.1%
Bungatira		6	0.3%
Burere		1	0.1%
Busakira		1	0.1%
Busanza		1	0.1%
Busedde		11	0.6%
Bushiribo.		2	0.1%
Busimbi		5	0.3%
Buswale		1	0.1%
Butagaya		8	0.4%
Buwalasi		6	0.3%
Buwama		7	0.4%
Buwas		1	0.1%
Buwenge		2	0.1%
Buyende		1	0.1%
Buyende Town Council		13	0.7%
Buyengo		1	0.1%
Buyinja		8	0.4%
Bwambara		7	0.4%
Bweyale Tc		3	0.2%
Bwikara		11	0.6%
Central		4	0.2%
Central Division		15	0.8%
Chawente		1	0.1%
Dadamu		6	0.3%
Division B		1	0.1%
Eastern Division		10	0.5%
Galiraaya		1	0.1%
Gimara		15	0.8%
Ibanda Town Council		6	0.3%
Ibuje		6	0.3%

File : WSEC1A

h1aq3b: L2Name

Value	Label	Cases	Percentage
Iceme		6	0.3%
Ikumbya		16	0.9%
Imanyiro		1	0.1%
Industrial Division		2	0.1%
Inomo		1	0.1%
Ishongororo Tc		1	0.1%
Isingiro Town Council		5	0.3%
Itula		8	0.4%
Kaabong West		5	0.3%
Kaberamaido Town Council		1	0.1%
Kabingo		1	0.1%
Kabonera		2	0.1%
Kabulasoke		1	0.1%
Kabweeza-kyegegwa		6	0.3%
Kabwohe Town Council		2	0.1%
Kacheera		9	0.5%
Kachonga		11	0.6%
Kachumbala		9	0.5%
Kagadi Tc		5	0.3%
Kagango		1	0.1%
Kagulu		16	0.9%
Kakiika		8	0.4%
Kakindo		11	0.6%
Kakoba		4	0.2%
Kakuuto		1	0.1%
Kalagala		3	0.2%
Kaliiro		1	0.1%
Kalungu		9	0.5%
Kalwana		8	0.4%
Kambuga		1	0.1%
Kamdini		13	0.7%
Kameke		6	0.3%
Kamuda		1	0.1%
Kamukuzi		1	0.1%
Kamuli Town Council		9	0.5%
Kanyum		18	1.0%
Kapeeka		11	0.6%
Kapeke		1	0.1%
Kapir		5	0.3%








































File : WSEC1A

h1aq3b: L2Name

Value	Label	Cases	Percentage
Karugutu		8	0.4%
Kasaali		1	0.1%
Kasambya		9	0.5%
Kasanje		1	0.1%
Kasawo		1	0.1%
Kashare		1	0.1%
Kashenshero Town Council		1	0.1%
Katabi		9	0.5%
Katenga		1	0.1%
Kateta		2	0.1%
Kathile		15	0.8%
Katooke		7	0.4%
Katrini		1	0.1%
Kawempe Division		20	1.1%
Kawolo		2	0.1%
Kayunga		2	0.1%
Kayunga Town Council		9	0.5%
Kazo		1	0.1%
Kei		6	0.3%
Kenshunga		1	0.1%
Kibale		1	0.1%
Kibatsi		5	0.3%
Kiboga Town Council		4	0.2%
Kicwamba		4	0.2%
Kidongole		1	0.1%
Kiganda		1	0.1%
Kigandalo		6	0.3%
Kigorobya Tc		1	0.1%
Kijongo		1	0.1%
Kikaatsi		8	0.4%
Kira Town Council		12	0.6%
Kirika		1	0.1%
Kiringente		3	0.2%
Kirumba		5	0.3%
Kisekka		6	0.3%
Kitgum Tc		3	0.2%
Kitimbwa		9	0.5%
Kitoba		18	1.0%
Kitumbi		8	0.4%








































File : WSEC1A

h1aq3b: L2Name

Value	Label	Cases	Percentage
Kitwe Town Council		8	 0.4%
Koboko Tc		14	 0.7%
Koro		1	 0.1%
Kotido		6	 0.3%
Kotido Tc		2	 0.1%
Kotomol		1	 0.1%
Kucwiny		1	 0.1%
Kumi Tc		5	 0.3%
Kyamulibwa		2	 0.1%
Kyanamira		10	 0.5%
Kyangwali		11	 0.6%
Kyannamukaaka		2	 0.1%
Kyazanga		15	 0.8%
Kyazanga Town Council		1	 0.1%
Kyebe		8	 0.4%
Kyeizooba		7	 0.4%
Kyere		1	 0.1%
Kyesiiga		6	 0.3%
Kyotera Town Council		5	 0.3%
Laguti		1	 0.1%
Lake Katwe		14	 0.7%
Laroo Division		3	 0.2%
Layibi Division		1	 0.1%
Lefori		1	 0.1%
Lira		2	 0.1%
Lodonga		1	 0.1%
Logiri		9	 0.5%
Lorengedwat		5	 0.3%
Loro		12	 0.6%
Lotome		7	 0.4%
Lubaga Division		31	 1.7%
Lugazi Town Council		7	 0.4%
Lukaya Town Council		3	 0.2%
Lunyo		1	 0.1%
Luuka Town Council		3	 0.2%
Lwabenge		5	 0.3%
Lwamagwa		5	 0.3%
Lwamata		5	 0.3%
Lwankoni		2	 0.1%

File : WSEC1A

h1aq3b: L2Name

Value	Label	Cases	Percentage
Lyantonde Tc		3	 0.2%
Maanyi		7	 0.4%
Magale		29	 1.5%
Mahyoro		1	 0.1%
Makidye - ssabagabo		4	 0.2%
Makindye Division		22	 1.2%
Malaba Tc		2	 0.1%
Malera		1	 0.1%
Malongo		1	 0.1%
Maracha Town Council		7	 0.4%
Masese/ walukuba		8	 0.4%
Masha		1	 0.1%
Mateete		1	 0.1%
Mazinga		2	 0.1%
Merikit		10	 0.5%
Midia		8	 0.4%
Minakulu		2	 0.1%
Mityana Town Council		8	 0.4%
Moruita		1	 0.1%
Moyo		1	 0.1%
Moyo Tc		2	 0.1%
Mpeefu		1	 0.1%
Mubende Town Council		11	 0.6%
Mucwini		2	 0.1%
Mugusu		10	 0.5%
Muko		1	 0.1%
Mukongoro		1	 0.1%
Mukuju		1	 0.1%
Mulanda		9	 0.5%
Mutunda		1	 0.1%
Mwizi		3	 0.2%
Myene		1	 0.1%
Nabigasa		1	 0.1%
Nabukalu		10	 0.5%
Nabwigulu		6	 0.3%
Nadunget		10	 0.5%
Nairambi		7	 0.4%
Nakalama		7	 0.4%
Nakapiripirit Town Council		7	 0.4%

File : WSEC1A

h1aq3b: L2Name

Value	Label	Cases	Percentage
Nakatsi.		2	0.1%
Nakawa Division		28	1.5%
Nalutuntu		1	0.1%
Nama		13	0.7%
Namasagali		16	0.9%
Namasale		1	0.1%
Nambeiso		2	0.1%
Namboko		8	0.4%
Namungo		1	0.1%
Namwendwa		1	0.1%
Nansana Town Council		5	0.3%
Nawaikoke		10	0.5%
Nawampiti		1	0.1%
Nawandala		1	0.1%
Ndagwe		7	0.4%
Ndaiga		1	0.1%
Ndeija		6	0.3%
Ndhew		1	0.1%
Nebbi		9	0.5%
Nebbi Town Council		4	0.2%
Ngai		2	0.1%
Ngarama		10	0.5%
Ngetta		24	1.3%
Njeru Town Council		5	0.3%
Northern Division		25	1.3%
Nsangi		12	0.6%
Ntara		2	0.1%
Ntunda		1	0.1%
Ntusi		1	0.1%
Ntwete		3	0.2%
Ntwetwe Tc		2	0.1%
Nyabubare		10	0.5%
Nyakishana		2	0.1%
Nyakishenyi		7	0.4%
Nyakitunda		15	0.8%
Nyakyera		15	0.8%
Nyamitanga		2	0.1%
Nyankwanzi		16	0.9%
Nyendo-ssenyange		1	0.1%

File : WSEC1A

h1aq3b: L2Name

Value	Label	Cases	Percentage
Nyenga		17	0.9%
Nyero		2	0.1%
Ogur		3	0.2%
Ogwette		1	0.1%
Ojwina		4	0.2%
Okwang		1	0.1%
Okwerodot		11	0.6%
Omiya Anyima		1	0.1%
Ongino		13	0.7%
Osukuru		2	0.1%
Otwal		2	0.1%
Pabo		1	0.1%
Padibe West		1	0.1%
Paidha Tc		5	0.3%
Paimol		1	0.1%
Pakanyi		3	0.2%
Pakwach		9	0.5%
Panyimur		1	0.1%
Pawor		1	0.1%
Paya		1	0.1%
Pece Division		5	0.3%
Rengen		11	0.6%
Rhino Camp		1	0.1%
Rigbo		1	0.1%
Rubaare		12	0.6%
Rubongi		5	0.3%
Rugando		1	0.1%
Rugyeyo		6	0.3%
Ruhaama		1	0.1%
Ruhinda		1	0.1%
Rukiri		16	0.9%
Rupa		1	0.1%
Rwengwe		11	0.6%
Seeta-namuganga		1	0.1%
Sigulu Islands		8	0.4%
Sironko Tc		9	0.5%
Sisuni		11	0.6%
Soroti		12	0.6%
South Division		1	0.1%
Southern Division		14	0.7%
Ssekanyonyi		7	0.4%
Ssisia		3	0.2%

File : WSEC1A

h1aq3b: L2Name

Value	Label	Cases	Percentage
Tara		1	0.1%
Toroma		19	1.0%
Udupi		12	0.6%
Wadelai		1	0.1%
Wakiso		9	0.5%
Wakiso Town Council		1	0.1%
Wanale Division		1	0.1%
Western Division		8	0.4%
Yivu		2	0.1%
Zeus		1	0.1%
Zombo Tc		10	0.5%

Warning: these figures indicate the number of cases found in the data file. They cannot be interpreted as summary statistics of the population of interest.

h1aq4a: PARISH WHERE HH IS INTERVIEWED

Information	[Type= continuous] [Format=numeric] [Range= 10120402-42610402] [Missing=*]
Statistics [NW/ W]	[Valid=1878 /-] [Invalid=0 /-]

h1aq4b: L3Name

Information	[Type= discrete] [Format=character] [Missing=*]
Statistics [NW/ W]	[Valid=1878 /-] [Invalid=0 /-]

Value	Label	Cases	Percentage
7/8 Ochieng Ward		3	0.2%
Aber East		1	0.1%
Aberidwogo		1	0.1%
Abira East Ward		10	0.5%
Abiting		2	0.1%
Abubur		3	0.2%
Abuli		1	0.1%
Acutkumu		2	0.1%
Adeknino		4	0.2%
Adellogo		11	0.6%
Adwoki		7	0.4%
Agonga		6	0.3%
Agurur		1	0.1%
Agururu A Ward		3	0.2%
Agwiciri		1	0.1%
Ajiba		7	0.4%
Akali		2	0.1%
Akara		1	0.1%
Akaya		3	0.2%
Aketo		1	0.1%
Akurao		15	0.8%

File : WSEC1A

h1aq4b: L3Name

Value	Label	Cases	Percentage
Alemere		1	0.1%
Aler		1	0.1%
Alito		4	0.2%
Alito Camp		1	0.1%
Alutkot		12	0.6%
Amai		14	0.7%
Amii- aberidwogo		5	0.3%
Amunga		1	0.1%
Amuria		1	0.1%
Angwetangwet		1	0.1%
Anyangapuc		1	0.1%
Anyola		1	0.1%
Anyomolyec		2	0.1%
Anyomorem		5	0.3%
Aornga		1	0.1%
Apach		10	0.5%
Apuce		1	0.1%
Arapai		16	0.9%
Ariet		2	0.1%
Ariwara		1	0.1%
Arwotngo		1	0.1%
Atego		2	0.1%
Atiira		1	0.1%
Atongtidi		1	0.1%
Aumi		1	0.1%
Awila		8	0.4%
Awoba		2	0.1%
Aya-yia		2	0.1%
Bajja Ward		2	0.1%
Balawoli		1	0.1%
Barongin		17	0.9%
Bison Maguria		1	0.1%
Bitooma		1	0.1%
Boro		1	0.1%
Bubajjiwe		1	0.1%
Budaka		1	0.1%
Bufukhula		2	0.1%
Bufunda		4	0.2%
Bugarama		8	0.4%
Bugaya		1	0.1%
Bugere		6	0.3%
Bugibugi		2	0.1%
Bugomba		1	0.1%

File : WSEC1A

h1aq4b: L3Name

Value	Label	Cases	Percentage
Bugona		1	0.1%
Bugondo		6	0.3%
Bugusege		4	0.2%
Buhozi		1	0.1%
Bukandula		1	0.1%
Bukasa		5	0.3%
Bukaye		3	0.2%
Bukibeti		19	1.0%
Bukoto I		8	0.4%
Bukoto Ii		3	0.2%
Bukoyo		11	0.6%
Bukurungo		1	0.1%
Bulika		1	0.1%
Bulingo		5	0.3%
Buloba		2	0.1%
Bulongo		1	0.1%
Bulowooza		1	0.1%
Bulugo		1	0.1%
Buluwe		10	0.5%
Buluya		9	0.5%
Bulyantete		1	0.1%
Bumagambo		6	0.3%
Bumogoli		1	0.1%
Bumudu		3	0.2%
Bumukuluma		8	0.4%
Bumulisya		8	0.4%
Busaale		1	0.1%
Busamaga East		1	0.1%
Busega		3	0.2%
Bushunya		2	0.1%
Busimaolya		8	0.4%
Busunju Ward		5	0.3%
Butema		1	0.1%
Butinindi		1	0.1%
Butsebeni		2	0.1%
Butulume		2	0.1%
Buwuni Rural		2	0.1%
Buyiisa		5	0.3%
Buzibweera Ward		4	0.2%
Buziga		4	0.2%
Bwesa		5	0.3%
Bweyogerere		4	0.2%
Bwiri		1	0.1%

File : WSEC1A

h1aq4b: L3Name

Value	Label	Cases	Percentage
Bwondha		1	0.1%
Central Ward		16	0.9%
Chiaba		1	0.1%
Degiba		8	0.4%
Diima		1	0.1%
Dogapio		12	0.6%
Dooba		4	0.2%
Driwala		1	0.1%
Egamara		1	0.1%
Elenderea		2	0.1%
Gobu		1	0.1%
Gombe		1	0.1%
Gondohera		8	0.4%
Gopele		2	0.1%
Greenland		2	0.1%
Gwanda		7	0.4%
Ibaare		6	0.3%
Ibanda		16	0.9%
Iggwe		1	0.1%
Ikumbya		15	0.8%
Industrial		9	0.5%
Industrial Area		1	0.1%
Ipito Aweno		1	0.1%
Ireda West		4	0.2%
Iriaga		1	0.1%
Irundu		1	0.1%
Iwal		15	0.8%
Juma		12	0.6%
Jupangira		1	0.1%
Kabaare		1	0.1%
Kabale		2	0.1%
Kabbega		1	0.1%
Kabegaramire		1	0.1%
Kabimbiri		7	0.4%
Kabowa		5	0.3%
Kabukye		14	0.7%
Kabule		2	0.1%
Kabwalin		2	0.1%
Kachaboi		1	0.1%
Kachinga (tb)		9	0.5%
Kafunjo		1	0.1%
Kagaaga		10	0.5%
Kagarama		1	0.1%

File : WSEC1A

h1aq4b: L3Name

Value	Label	Cases	Percentage
Kagoma		1	0.1%
Kagugube		4	0.2%
Kaharo		4	0.2%
Kahokya		14	0.7%
Kajamaka		1	0.1%
Kakayo		3	0.2%
Kakiika		8	0.4%
Kakoba		4	0.2%
Kakoge Ward		2	0.1%
Kakoma Parish		15	0.8%
Kakunyu		1	0.1%
Kal		1	0.1%
Kalanamu		3	0.2%
Kaliiro		2	0.1%
Kaliro Ward		1	0.1%
Kalupo		1	0.1%
Kaluuba		1	0.1%
Kamaturu		4	0.2%
Kamuda		1	0.1%
Kamukuzi		1	0.1%
Kamuli		2	0.1%
Kamuli Sabawali		6	0.3%
Kamusongole		2	0.1%
Kamuzinda		2	0.1%
Kangondo		1	0.1%
Kanyagoga		2	0.1%
Kanyanya		9	0.5%
Kapeeka		1	0.1%
Kapir		5	0.3%
Karembe		1	0.1%
Karongo		1	0.1%
Kasanje		1	0.1%
Kasejjere		5	0.3%
Kasenge		10	0.5%
Kasensero Town Board		1	0.1%
Kasenyi -caltex Ward		2	0.1%
Kashojwa		6	0.3%
Kasoigo		8	0.4%
Kasolwe		1	0.1%
Kassaazi		8	0.4%
Katanga		5	0.3%
Katanga Ward		3	0.2%

File : WSEC1A

h1aq4b: L3Name

Value	Label	Cases	Percentage
Kataraaka		13	0.7%
Katatenga		1	0.1%
Katembe		1	0.1%
Katende		6	0.3%
Kateta		1	0.1%
Katete		1	0.1%
Katogo Ward		4	0.2%
Katonte		2	0.1%
Katoogo		10	0.5%
Kawempe I		8	0.4%
Kayago		1	0.1%
Kayanja		2	0.1%
Kayunga-lubona		1	0.1%
Kazo Angola		3	0.2%
Kibaare		1	0.1%
Kibibi		6	0.3%
Kibimba		11	0.6%
Kibingo		1	0.1%
Kibukwa		5	0.3%
Kibuli		6	0.3%
Kibuuka		4	0.2%
Kidera		4	0.2%
Kidiki		1	0.1%
Kiduuzi Ward		1	0.1%
Kigarama		2	0.1%
Kigenya		1	0.1%
Kihamba		1	0.1%
Kihomboza		2	0.1%
Kijanju		14	0.7%
Kijuguta		2	0.1%
Kijuna		7	0.4%
Kikaaya		4	0.2%
Kikokwa		1	0.1%
Kikongi		7	0.4%
Kikwaya		11	0.6%
Kimuli		2	0.1%
Kinyara		3	0.2%
Kira		1	0.1%
Kiraaro		10	0.5%
Kiragura		17	0.9%
Kirimya		1	0.1%
Kirinya		6	0.3%
Kirombe		6	0.3%

File : WSEC1A

h1aq4b: L3Name

Value	Label	Cases	Percentage
Kisaikye		16	0.9%
Kisekende Ward		5	0.3%
Kisenyi Ii		4	0.2%
Kisojjo Ward		2	0.1%
Kisubi		2	0.1%
Kisugu		5	0.3%
Kisuura Parish		2	0.1%
Kitaihuka		16	0.9%
Kitamba		7	0.4%
Kitanaba		1	0.1%
Kitende		3	0.2%
Kitodha		1	0.1%
Kitonya		8	0.4%
Kitooro- kyazanga Town Board		1	0.1%
Kitumba		4	0.2%
Kitumbi		1	0.1%
Kitwe		7	0.4%
Kitwe Central		2	0.1%
Kivuuvu		5	0.3%
Kiwafu		1	0.1%
Kiyunga Ward		3	0.2%
Kiziba		3	0.2%
Kizibawo		1	0.1%
Kobaale		1	0.1%
Koch		8	0.4%
Komamboga		1	0.1%
Kongoto		8	0.4%
Kooki Ward		3	0.2%
Kotido Rural		2	0.1%
Kotyang		11	0.6%
Kyabandara		8	0.4%
Kyabazala		1	0.1%
Kyakasa		4	0.2%
Kyaliwajjala		1	0.1%
Kyamulibwa Town Board		2	0.1%
Kyanamira		10	0.5%
Kyangwali		11	0.6%
Kyanja		6	0.3%
Kyayimba		1	0.1%
Kyebando		2	0.1%
Kyegera		2	0.1%

File : WSEC1A

h1aq4b: L3Name

Value	Label	Cases	Percentage
Kyenyi		1	0.1%
Kyerima		9	0.5%
Kyesiiga		4	0.2%
Labala		1	0.1%
Labongo		3	0.2%
Lapainat East		1	0.1%
Lazebu		8	0.4%
Liri		1	0.1%
Lobongia		5	0.3%
Lobuneit Ward		4	0.2%
Logoba		1	0.1%
Lomuno		7	0.4%
Losilang		6	0.3%
Luba		1	0.1%
Lubaga		4	0.2%
Lubya		14	0.7%
Lugbari		1	0.1%
Lugolole		2	0.1%
Lukee		1	0.1%
Lukone		6	0.3%
Lungujja		1	0.1%
Lwala		1	0.1%
Lyakisana		8	0.4%
Mabona		15	0.8%
Madi- Kiloc		1	0.1%
Mafudu		1	0.1%
Majengo		1	0.1%
Makanga- ndorwa		13	0.7%
Makenya		1	0.1%
Makerere University		2	0.1%
Malenga Ward		5	0.3%
Manago		1	0.1%
Mango		1	0.1%
Masajja		3	0.2%
Masaloa		1	0.1%
Masese Ward		8	0.4%
Mayanja		1	0.1%
Mbuya I		3	0.2%
Mbuya Ii		2	0.1%
Mengo Ward		9	0.5%
Merikit(tb)		1	0.1%
Mikombe		1	0.1%

File : WSEC1A

h1aq4b: L3Name

Value	Label	Cases	Percentage
Mirongo		1	0.1%
Moruita		1	0.1%
Mpumudde		7	0.4%
Mugarutsya		1	0.1%
Mugulu		1	0.1%
Mukale		9	0.5%
Muko Ward		4	0.2%
Mulanda		9	0.5%
Mutto		1	0.1%
Mutukula		9	0.5%
Mutundwe		2	0.1%
Mutungo		1	0.1%
Muwebwa		1	0.1%
Nabiganda		11	0.6%
Nabigasa		1	0.1%
Nabikakala		3	0.2%
Nabitambala		11	0.6%
Nabiteete		7	0.4%
Nabweru South Ward		1	0.1%
Nabyoto		2	0.1%
Nachukul		15	0.8%
Naguru Ii		5	0.3%
Naitakwae		10	0.5%
Nakabugo		5	0.3%
Nakadeli		1	0.1%
Nakagongo		1	0.1%
Nakalama		4	0.2%
Nakalembe		5	0.3%
Nakazzadde Ward		1	0.1%
Nalubwoyo		1	0.1%
Nalugai		7	0.4%
Nalugala		7	0.4%
Nalutuntu		1	0.1%
Namabu		7	0.4%
Namagabi Ward		9	0.5%
Namanoga		1	0.1%
Namawojjolo		1	0.1%
Namayuge		1	0.1%
Namengo Ward		6	0.3%
Nampongwe		8	0.4%
Namthin Ward		4	0.2%
Namubiru		1	0.1%

File : WSEC1A

h1aq4b: L3Name

Value	Label	Cases	Percentage
Namusale		10	0.5%
Nankulabye I		1	0.1%
Nansana East Ward		1	0.1%
Nansololo		1	0.1%
Nateete		8	0.4%
Nathinyonoit		1	0.1%
Natyole		1	0.1%
Nawangaiza		1	0.1%
Nawapanda		8	0.4%
Ndaiga		1	0.1%
Ndejje		1	0.1%
Nekuku		1	0.1%
New Camp Swahili Juu		1	0.1%
Ngereko		1	0.1%
Ngoma		7	0.4%
Nicu Parish		4	0.2%
Njara		1	0.1%
Njeru West Ward		5	0.3%
Nkaatu Ward		3	0.2%
Nkombe		1	0.1%
Nkono Ward		5	0.3%
Nsambya Police Barracks		1	0.1%
Ntawo Ward		1	0.1%
Ntayigirwa		1	0.1%
Ntiba		2	0.1%
Ntimba		1	0.1%
Ntungu		1	0.1%
Nyabubare		10	0.5%
Nyakagongo		5	0.3%
Nyakaikara		6	0.3%
Nyakashaka		1	0.1%
Nyalakot		1	0.1%
Nyamasa Parish		9	0.5%
Nyamukara		1	0.1%
Nyanga		12	0.6%
Nyantabooma		4	0.2%
Nyantsimbo Ward		1	0.1%
Nyarubungo		1	0.1%
Nyarutojo		1	0.1%
Nyarwimuka		1	0.1%

File : WSEC1A

h1aq4b: L3Name

Value	Label	Cases	Percentage
Nyibola Ward		1	0.1%
Ober		1	0.1%
Obim		3	0.2%
Obore Ward		2	0.1%
Obotia		9	0.5%
Oduluba		5	0.3%
Ogusi		1	0.1%
Ojapi		1	0.1%
Okapi Ward		7	0.4%
Okomo		1	0.1%
Okwaloamara		1	0.1%
Olua		1	0.1%
Omach		1	0.1%
Ombia		1	0.1%
Omito		2	0.1%
Omurang		18	1.0%
Omuroka		6	0.3%
Ongino		3	0.2%
Ongura		1	0.1%
Opuyo		12	0.6%
Orupoe		1	0.1%
Orupu		6	0.3%
Osukuru		1	0.1%
Otangocinge		3	0.2%
Otumbari		11	0.6%
Pachua		1	0.1%
Pager B Parish		1	0.1%
Paibona		1	0.1%
Paidwe		1	0.1%
Pakeyo		1	0.1%
Palorinya		2	0.1%
Palwo		10	0.5%
Panduku		1	0.1%
Panyangasi		1	0.1%
Papoga		1	0.1%
Pawel Ward		4	0.2%
Paya		1	0.1%
Pece Prison		1	0.1%
Pumit		1	0.1%
Queen's		1	0.1%
Rigbonga		3	0.2%
Robu		11	0.6%
Ruhiira		14	0.7%

File : WSEC1A

h1aq4b: L3Name

Value	Label	Cases	Percentage
Rushayo		1	0.1%
Rushere		1	0.1%
Ruti		1	0.1%
Rutooma		2	0.1%
Rutooma Ward		6	0.3%
Rwambu		1	0.1%
Rwamukoora		7	0.4%
Rwenshanku		1	0.1%
Rwetango		1	0.1%
Ryamiyonga		3	0.2%
Salaama		1	0.1%
Sekiwunga		3	0.2%
South Central Ward		2	0.1%
South Ward		5	0.3%
South West Ward		1	0.1%
Southern Ward		2	0.1%
Ssazi		1	0.1%
Ssenyange		1	0.1%
Ssumbwe		1	0.1%
Tank		5	0.3%
Tegwana Ward		1	0.1%
Telela		2	0.1%
Tongolo		10	0.5%
Toroma		4	0.2%
Ttamu		3	0.2%
Ubbi		6	0.3%
Vurr		1	0.1%
Walela		3	0.2%
Wangobo		10	0.5%
Wanyama Ward		2	0.1%
West Ward		2	0.1%
Western Ward		9	0.5%
Wirao		1	0.1%
Yakinemiji		13	0.7%
Zambia		1	0.1%
Zingili Ward		1	0.1%
Zuma		1	0.1%

Warning: these figures indicate the number of cases found in the data file. They cannot be interpreted as summary statistics of the population of interest.

urban: Urban/Rural Identifier

Information	[Type= discrete] [Format=numeric] [Range= 0-3] [Missing=*]
Statistics [NW/ W]	[Valid=1878 /-] [Invalid=0 /-]

File : WSEC1A

urban: Urban/Rural Identifier

Value	Label	Cases	Percentage
0	Rural	1389	<div><div></div></div> 74.0%
1	Urban	489	<div><div></div></div> 26.0%
2	Other urban	0	
3	Rural	0	

Warning: these figures indicate the number of cases found in the data file. They cannot be interpreted as summary statistics of the population of interest.

DynID: Dynasty ID

Information	[Type= discrete] [Format=numeric] [Range= 101-43010] [Missing=*]
Statistics [NW/ W]	[Valid=1878 /-] [Invalid=0 /-]

ea: Enumeration area

Information	[Type= continuous] [Format=numeric] [Range= 1-322] [Missing=*]
Statistics [NW/ W]	[Valid=1878 /-] [Invalid=0 /-]

year: Year when the interview was completed

Information	[Type= discrete] [Format=numeric] [Range= 2013-2014] [Missing=*]
Statistics [NW/ W]	[Valid=1878 /-] [Invalid=0 /-]

Value	Label	Cases	Percentage
2013		516	<div><div></div></div> 27.5%
2014		1362	<div><div></div></div> 72.5%

Warning: these figures indicate the number of cases found in the data file. They cannot be interpreted as summary statistics of the population of interest.

month: Month when the interview was completed

Information	[Type= discrete] [Format=numeric] [Range= 1-12] [Missing=*]
Statistics [NW/ W]	[Valid=1878 /-] [Invalid=0 /-]

Value	Label	Cases	Percentage
1		202	<div><div></div></div> 10.8%
2		162	<div><div></div></div> 8.6%
3		117	<div><div></div></div> 6.2%
4		133	<div><div></div></div> 7.1%
5		119	<div><div></div></div> 6.3%
6		150	<div><div></div></div> 8.0%
7		205	<div><div></div></div> 10.9%
8		200	<div><div></div></div> 10.6%
9		58	<div><div></div></div> 3.1%
10		250	<div><div></div></div> 13.3%
11		163	<div><div></div></div> 8.7%
12		119	<div><div></div></div> 6.3%

Warning: these figures indicate the number of cases found in the data file. They cannot be interpreted as summary statistics of the population of interest.

day: Day when the interview was completed

Information	[Type= discrete] [Format=character] [Missing=*]
Statistics [NW/ W]	[Valid=1878 /-] [Invalid=0 /-]

Value	Label	Cases	Percentage
01		50	<div><div></div></div> 2.7%

File : WSEC1A

day: Day when the interview was completed

Value	Label	Cases	Percentage
02		32	1.7%
03		39	2.1%
04		20	1.1%
05		37	2.0%
06		36	1.9%
07		31	1.7%
08		35	1.9%
09		50	2.7%
10		41	2.2%
11		32	1.7%
12		44	2.3%
13		63	3.4%
14		77	4.1%
15		60	3.2%
16		81	4.3%
17		82	4.4%
18		84	4.5%
19		83	4.4%
20		83	4.4%
21		55	2.9%
22		126	6.7%
23		73	3.9%
24		97	5.2%
25		89	4.7%
26		86	4.6%
27		75	4.0%
28		84	4.5%
29		54	2.9%
30		55	2.9%
31		24	1.3%

Warning: these figures indicate the number of cases found in the data file. They cannot be interpreted as summary statistics of the population of interest.

region: Region of Residence in 2013/14

Information	[Type= discrete] [Format=numeric] [Range= 1-4] [Missing=*]
Statistics [NW/ W]	[Valid=1878 /-] [Invalid=0 /-]

Value	Label	Cases	Percentage
1	Central	453	24.1%
2	Eastern	499	26.6%
3	Northern	489	26.0%
4	Western	437	23.3%

Warning: these figures indicate the number of cases found in the data file. They cannot be interpreted as summary statistics of the population of interest.

regurb: RegionxRural/Urban

Information	[Type= discrete] [Format=numeric] [Range= 10-41] [Missing=*]
-------------	--

File : WSEC1A

regurb: RegionxRural/Urban

Statistics [NW/ W] [Valid=1878 /-] [Invalid=0 /-]

Value	Label	Cases	Percentage
10	Central rural	248	<div></div> 13.2%
11	Central urban	205	<div></div> 10.9%
20	East rural	416	<div></div> 22.2%
21	East urban	83	<div></div> 4.4%
30	North rural	401	<div></div> 21.4%
31	North urban	88	<div></div> 4.7%
40	West rural	324	<div></div> 17.3%
41	West urban	113	<div></div> 6.0%

Warning: these figures indicate the number of cases found in the data file. They cannot be interpreted as summary statistics of the population of interest.

result_code: Interview completion status

Information [Type= discrete] [Format=numeric] [Range= 1-3] [Missing=*]

Statistics [NW/ W] [Valid=1878 /-] [Invalid=0 /-]

Value	Label	Cases	Percentage
1	Completed	1878	<div></div> 100.0%
2	Partially done	0	
3	Not done	0	

Warning: these figures indicate the number of cases found in the data file. They cannot be interpreted as summary statistics of the population of interest.

sregion: Sub-region

Information [Type= discrete] [Format=numeric] [Range= 1-10] [Missing=*]

Statistics [NW/ W] [Valid=1878 /-] [Invalid=0 /-]

Value	Label	Cases	Percentage
1	Kampala	109	<div></div> 5.8%
2	Central1	172	<div></div> 9.2%
3	Central2	172	<div></div> 9.2%
4	East Central	225	<div></div> 12.0%
5	Eastern	274	<div></div> 14.6%
6	Mid-North	256	<div></div> 13.6%
7	North East	71	<div></div> 3.8%
8	West Nile	162	<div></div> 8.6%
9	Mid-West	206	<div></div> 11.0%
10	South-westrn	231	<div></div> 12.3%

Warning: these figures indicate the number of cases found in the data file. They cannot be interpreted as summary statistics of the population of interest.

rotate: Household rotation status

Information [Type= discrete] [Format=numeric] [Range= 0-2] [Missing=*]

Statistics [NW/ W] [Valid=1878 /-] [Invalid=0 /-]

Value	Label	Cases	Percentage
0	rotated in 2013/14	0	
1	Covered in wave 2011/12	1878	<div></div> 100.0%
2	split-off in 2013/14	0	

Warning: these figures indicate the number of cases found in the data file. They cannot be interpreted as summary statistics of the population of interest.

File : WSEC1A

consumption_status: Consumption section completion status

Information	[Type= discrete] [Format=numeric] [Range= 1-3] [Missing=*]
Statistics [NW/ W]	[Valid=1878 /-] [Invalid=0 /-]

Value	Label	Cases	Percentage
1	Completed	1878	100.0%
2	Partially done	0	
3	Not done	0	

Warning: these figures indicate the number of cases found in the data file. They cannot be interpreted as summary statistics of the population of interest.

wgt_X: Cross sectional weight for 2013_2014 panel survey

Information	[Type= continuous] [Format=numeric] [Range= 314.975738525391-3443.49487304688] [Missing=*]
Statistics [NW/ W]	[Valid=1878 /-] [Invalid=0 /-]

HHID_old: Household Identifier to Link Data to Previous Waves (2005/06 - 2011/12)

Information	[Type= discrete] [Format=numeric] [Range= 1013000201-3.0108300200205e+15] [Missing=*]
Statistics [NW/ W]	[Valid=1614 /-] [Invalid=264 /-]

wgt: Household weight panel weight

Information	[Type= continuous] [Format=numeric] [Range= 0-38481.28125] [Missing=*]
Statistics [NW/ W]	[Valid=1878 /-] [Invalid=0 /-]

wave: Forth wave

Information	[Type= discrete] [Format=numeric] [Range= 4-4] [Missing=*]
Statistics [NW/ W]	[Valid=1878 /-] [Invalid=0 /-]

Value	Label	Cases	Percentage
4		1878	100.0%

Warning: these figures indicate the number of cases found in the data file. They cannot be interpreted as summary statistics of the population of interest.

age: Age in Years?

Information	[Type= continuous] [Format=numeric] [Range= 15-49] [Missing=*]
Statistics [NW/ W]	[Valid=1878 /-] [Invalid=0 /-]

wgt_wm: Woman weight

Information	[Type= continuous] [Format=numeric] [Range= 0-154724.5] [Missing=*]
Statistics [NW/ W]	[Valid=1878 /-] [Invalid=0 /-]

File : WSEC2			
# HHID: Household Unique Identifier in 2013/14			
Information	[Type= discrete] [Format=character] [Missing=*]		
Statistics [NW/ W]	[Valid=1837 /-] [Invalid=0 /-]		
# PID: PERSON IDENTIFIER			
Information	[Type= discrete] [Format=character] [Missing=*]		
Statistics [NW/ W]	[Valid=1837 /-] [Invalid=0 /-]		
# w2q1a: Are you currently married or living together with a man as if married?			
Information	[Type= discrete] [Format=numeric] [Range= 1-3] [Missing=*]		
Statistics [NW/ W]	[Valid=1837 /-] [Invalid=0 /-]		
Value	Label	Cases	Percentage
1	Yes, Currently Married	804	<div></div> 43.8%
2	Yes, Living with a Man	313	<div></div> 17.0%
3	Not in Union	720	<div></div> 39.2%
Warning: these figures indicate the number of cases found in the data file. They cannot be interpreted as summary statistics of the population of interest.			
# w2q1b: Who is your husband/partner?			
Information	[Type= discrete] [Format=character] [Missing=*]		
Statistics [NW/ W]	[Valid=1032 /-] [Invalid=0 /-]		
# w2q1c: Is this the first time you have been married or lived together with a man as if			
Information	[Type= discrete] [Format=numeric] [Range= 1-2] [Missing=*]		
Statistics [NW/ W]	[Valid=1117 /-] [Invalid=720 /-]		
Value	Label	Cases	Percentage
1	Yes	887	<div></div> 79.4%
2	No	230	<div></div> 20.6%
Sysmiss		720	
Warning: these figures indicate the number of cases found in the data file. They cannot be interpreted as summary statistics of the population of interest.			
# w2q2: Have you ever been married or lived together with a man as if married?			
Information	[Type= discrete] [Format=numeric] [Range= 1-3] [Missing=*]		
Statistics [NW/ W]	[Valid=719 /-] [Invalid=1118 /-]		
Value	Label	Cases	Percentage
1	Yes, Formerly Married	143	<div></div> 19.9%
2	Yes, Lived with a man	106	<div></div> 14.7%
3	No	470	<div></div> 65.4%
Sysmiss		1118	
Warning: these figures indicate the number of cases found in the data file. They cannot be interpreted as summary statistics of the population of interest.			
# w2q3: What is your marital status now: are you widowed, divorced, or separated?			
Information	[Type= discrete] [Format=numeric] [Range= 1-3] [Missing=*]		
Statistics [NW/ W]	[Valid=248 /-] [Invalid=1589 /-]		
Value	Label	Cases	Percentage
1	Widowed	62	<div></div> 25.0%
2	Divorced	39	<div></div> 15.7%
3	Seperated	147	<div></div> 59.3%

File : WSEC2

w2q3: What is your marital status now: are you widowed, divorced, or separated?

Value	Label	Cases	Percentage
Sysmiss		1589	

Warning: these figures indicate the number of cases found in the data file. They cannot be interpreted as summary statistics of the population of interest.

w2q4: How old were you when you first started living together?

Information	[Type= continuous] [Format=numeric] [Range= 0-2012] [Missing=*]
Statistics [NW/ W]	[Valid=1365 /-] [Invalid=472 /-]

w2q5: How old was your partner when you first started living together?

Information	[Type= continuous] [Format=numeric] [Range= 0-200] [Missing=*]
Statistics [NW/ W]	[Valid=1363 /-] [Invalid=474 /-]

wgt_X: Cross sectional weight for 2013_2014 panel survey

Information	[Type= continuous] [Format=numeric] [Range= 314.975738525391-3443.49487304688] [Missing=*]
Statistics [NW/ W]	[Valid=1837 /-] [Invalid=0 /-]

File : WSEC3

HHID: Household Unique Identifier in 2013/14

Information [Type= discrete] [Format=character] [Missing=*]

Statistics [NW/ W] [Valid=2906 /-] [Invalid=0 /-]

PID: PERSON IDENTIFIER




Information [Type= discrete] [Format=character] [Missing=*]

Statistics [NW/ W] [Valid=2906 /-] [Invalid=0 /-]

w3q1: Are you pregnant

Information [Type= discrete] [Format=numeric] [Range= 1-3] [Missing=*]

Statistics [NW/ W] [Valid=2906 /-] [Invalid=0 /-]



Value	Label	Cases	Percentage
1	Yes	240	 8.3%
2	No	2643	 90.9%
3	DK/Unsure	23	 0.8%

Warning: these figures indicate the number of cases found in the data file. They cannot be interpreted as summary statistics of the population of interest.

w3q2: Are you currently doing something or using any method to delay or avoid getting

Information [Type= discrete] [Format=numeric] [Range= 1-2] [Missing=*]

Statistics [NW/ W] [Valid=2662 /-] [Invalid=244 /-]



Value	Label	Cases	Percentage
1	Yes	798	 30.0%
2	No	1864	 70.0%
Sysmiss		244	

Warning: these figures indicate the number of cases found in the data file. They cannot be interpreted as summary statistics of the population of interest.

w3q2a: Have you ever done something or used any method to delay or avoid getting pregna

Information [Type= discrete] [Format=numeric] [Range= 1-2] [Missing=*]

Statistics [NW/ W] [Valid=2100 /-] [Invalid=806 /-]



Value	Label	Cases	Percentage
1	Yes	528	 25.1%
2	No	1572	 74.9%
Sysmiss		806	

Warning: these figures indicate the number of cases found in the data file. They cannot be interpreted as summary statistics of the population of interest.

w3q3a: Female sterilization

Information [Type= discrete] [Format=numeric] [Range= 0-1] [Missing=*]

Statistics [NW/ W] [Valid=2906 /-] [Invalid=0 /-]

Value	Label	Cases	Percentage
0	No	2860	 98.4%
1	Yes	46	 1.6%

Warning: these figures indicate the number of cases found in the data file. They cannot be interpreted as summary statistics of the population of interest.

w3q3b: Male sterilization

Information [Type= discrete] [Format=numeric] [Range= 0-1] [Missing=*]

Statistics [NW/ W] [Valid=2906 /-] [Invalid=0 /-]

File : WSEC3

w3q3b: Male sterilization

Value	Label	Cases	Percentage
0	No	2906	<div><div></div></div> 100.0%
1	Yes	0	<div><div></div></div>

Warning: these figures indicate the number of cases found in the data file. They cannot be interpreted as summary statistics of the population of interest.

w3q3c: IUD

Information	[Type= discrete] [Format=numeric] [Range= 0-1] [Missing=*]
Statistics [NW/ W]	[Valid=2906 /-] [Invalid=0 /-]

Value	Label	Cases	Percentage
0	No	2882	<div><div></div></div> 99.2%
1	Yes	24	<div><div></div></div> 0.8%

Warning: these figures indicate the number of cases found in the data file. They cannot be interpreted as summary statistics of the population of interest.

w3q3d: Injectables

Information	[Type= discrete] [Format=numeric] [Range= 0-1] [Missing=*]
Statistics [NW/ W]	[Valid=2906 /-] [Invalid=0 /-]

Value	Label	Cases	Percentage
0	No	2506	<div><div></div></div> 86.2%
1	Yes	400	<div><div></div></div> 13.8%

Warning: these figures indicate the number of cases found in the data file. They cannot be interpreted as summary statistics of the population of interest.

w3q3e: Implants

Information	[Type= discrete] [Format=numeric] [Range= 0-1] [Missing=*]
Statistics [NW/ W]	[Valid=2906 /-] [Invalid=0 /-]

Value	Label	Cases	Percentage
0	No	2787	<div><div></div></div> 95.9%
1	Yes	119	<div><div></div></div> 4.1%

Warning: these figures indicate the number of cases found in the data file. They cannot be interpreted as summary statistics of the population of interest.

w3q3f: Pill

Information	[Type= discrete] [Format=numeric] [Range= 0-1] [Missing=*]
Statistics [NW/ W]	[Valid=2906 /-] [Invalid=0 /-]

Value	Label	Cases	Percentage
0	No	2799	<div><div></div></div> 96.3%
1	Yes	107	<div><div></div></div> 3.7%

Warning: these figures indicate the number of cases found in the data file. They cannot be interpreted as summary statistics of the population of interest.

w3q3g: Male condom

Information	[Type= discrete] [Format=numeric] [Range= 0-1] [Missing=*]
Statistics [NW/ W]	[Valid=2906 /-] [Invalid=0 /-]

Value	Label	Cases	Percentage
0	No	2835	<div><div></div></div> 97.6%
1	Yes	71	<div><div></div></div> 2.4%

Warning: these figures indicate the number of cases found in the data file. They cannot be interpreted as summary statistics of the population of interest.

File : WSEC3			
# w3q3h: Female condom			
Information	[Type= discrete] [Format=numeric] [Range= 0-1] [Missing=*]		
Statistics [NW/ W]	[Valid=2906 /-] [Invalid=0 /-]		
Value	Label	Cases	Percentage
0	No	2906	<div><div></div></div> 100.0%
1	Yes	0	
<i>Warning: these figures indicate the number of cases found in the data file. They cannot be interpreted as summary statistics of the population of interest.</i>			
# w3q3i: Diaphragm			
Information	[Type= discrete] [Format=numeric] [Range= 0-1] [Missing=*]		
Statistics [NW/ W]	[Valid=2906 /-] [Invalid=0 /-]		
Value	Label	Cases	Percentage
0	No	2902	<div><div></div></div> 99.9%
1	Yes	4	<div><div></div></div> 0.1%
<i>Warning: these figures indicate the number of cases found in the data file. They cannot be interpreted as summary statistics of the population of interest.</i>			
# w3q3j: Foam/ Jelly			
Information	[Type= discrete] [Format=numeric] [Range= 0-1] [Missing=*]		
Statistics [NW/ W]	[Valid=2906 /-] [Invalid=0 /-]		
Value	Label	Cases	Percentage
0	No	2906	<div><div></div></div> 100.0%
1	Yes	0	
<i>Warning: these figures indicate the number of cases found in the data file. They cannot be interpreted as summary statistics of the population of interest.</i>			
# w3q3k: Lactational amenorrhoea method (LAM)			
Information	[Type= discrete] [Format=numeric] [Range= 0-1] [Missing=*]		
Statistics [NW/ W]	[Valid=2906 /-] [Invalid=0 /-]		
Value	Label	Cases	Percentage
0	No	2891	<div><div></div></div> 99.5%
1	Yes	15	<div><div></div></div> 0.5%
<i>Warning: these figures indicate the number of cases found in the data file. They cannot be interpreted as summary statistics of the population of interest.</i>			
# w3q3l: Periodic abstinence/Rhythm			
Information	[Type= discrete] [Format=numeric] [Range= 0-1] [Missing=*]		
Statistics [NW/ W]	[Valid=2906 /-] [Invalid=0 /-]		
Value	Label	Cases	Percentage
0	No	2838	<div><div></div></div> 97.7%
1	Yes	68	<div><div></div></div> 2.3%
<i>Warning: these figures indicate the number of cases found in the data file. They cannot be interpreted as summary statistics of the population of interest.</i>			
# w3q3m: Withdrawal			
Information	[Type= discrete] [Format=numeric] [Range= 0-1] [Missing=*]		
Statistics [NW/ W]	[Valid=2906 /-] [Invalid=0 /-]		
Value	Label	Cases	Percentage
0	No	2857	<div><div></div></div> 98.3%
1	Yes	49	<div><div></div></div> 1.7%
<i>Warning: these figures indicate the number of cases found in the data file. They cannot be interpreted as summary statistics of the population of interest.</i>			

File : WSEC3

w3q3o: Other

Information	[Type= discrete] [Format=numeric] [Range= 0-1] [Missing=*]
Statistics [NW/ W]	[Valid=2906 /-] [Invalid=0 /-]

Value	Label	Cases	Percentage
0	No	2895	99.6%
1	Yes	11	0.4%

Warning: these figures indicate the number of cases found in the data file. They cannot be interpreted as summary statistics of the population of interest.

w3q3q: Other Description

Information	[Type= discrete] [Format=character] [Missing=*]
Statistics [NW/ W]	[Valid=11 /-] [Invalid=0 /-]

Value	Label	Cases	Percentage
Akaweta		1	9.1%
Avoiding Being Sexually Active with Men		1	9.1%
Herbs		1	9.1%
MOON BEADS		1	9.1%
TRADITIONAL METHOD USING ONE'S BLOOD		1	9.1%
abstinence		1	9.1%
local medicine		1	9.1%
no sex		1	9.1%
tradditional herbs		1	9.1%
traditional herbs		1	9.1%
visited local medicine personel		1	9.1%

Warning: these figures indicate the number of cases found in the data file. They cannot be interpreted as summary statistics of the population of interest.

wgt_X: Cross sectional weight for 2013_2014 panel survey

Information	[Type= continuous] [Format=numeric] [Range= 314.975738525391-6452.8603515625] [Missing=*]
Statistics [NW/ W]	[Valid=2906 /-] [Invalid=0 /-]

File : WSEC4			
# HHID: Household Unique Identifier in 2013/14			
Information	[Type= discrete] [Format=character] [Missing=*]		
Statistics [NW/ W]	[Valid=2900 /-] [Invalid=0 /-]		
# PID: PERSON IDENTIFIER			
Information	[Type= discrete] [Format=character] [Missing=*]		
Statistics [NW/ W]	[Valid=2900 /-] [Invalid=0 /-]		
# w4q1: Have you ever given birth?			
Information	[Type= discrete] [Format=numeric] [Range= 1-2] [Missing=*]		
Statistics [NW/ W]	[Valid=2859 /-] [Invalid=41 /-]		
Value	Label	Cases	Percentage
1	Yes	2142	<div></div> 74.9%
2	No	717	<div></div> 25.1%
Sysmiss		41	
Warning: these figures indicate the number of cases found in the data file. They cannot be interpreted as summary statistics of the population of interest.			
# w4q4: Do you have any sons or daughters to whom you have given birth who are now livin			
Information	[Type= discrete] [Format=numeric] [Range= 1-2] [Missing=*]		
Statistics [NW/ W]	[Valid=2142 /-] [Invalid=758 /-]		
Value	Label	Cases	Percentage
1	Yes	2016	<div></div> 94.1%
2	No	126	<div></div> 5.9%
Sysmiss		758	
Warning: these figures indicate the number of cases found in the data file. They cannot be interpreted as summary statistics of the population of interest.			
# w4q5a: How many sons live with you			
Information	[Type= discrete] [Format=numeric] [Range= 0-9] [Missing=*]		
Statistics [NW/ W]	[Valid=2016 /-] [Invalid=884 /-]		
Value	Label	Cases	Percentage
0		411	<div></div> 20.4%
1		653	<div></div> 32.4%
2		434	<div></div> 21.5%
3		275	<div></div> 13.6%
4		153	<div></div> 7.6%
5		55	<div></div> 2.7%
6		21	<div></div> 1.0%
7		11	<div></div> 0.5%
8		2	<div></div> 0.1%
9		1	<div></div> 0.0%
Sysmiss		884	
Warning: these figures indicate the number of cases found in the data file. They cannot be interpreted as summary statistics of the population of interest.			
# w4q5b: How many daughters live with you at the moment?			
Information	[Type= discrete] [Format=numeric] [Range= 0-8] [Missing=*]		
Statistics [NW/ W]	[Valid=2016 /-] [Invalid=884 /-]		

File : WSEC4

w4q5b: How many daughters live with you at the moment?

Value	Label	Cases	Percentage
0		413	20.5%
1		679	33.7%
2		451	22.4%
3		257	12.7%
4		131	6.5%
5		65	3.2%
6		15	0.7%
7		4	0.2%
8		1	0.0%
Sysmiss		884	

Warning: these figures indicate the number of cases found in the data file. They cannot be interpreted as summary statistics of the population of interest.

w4q6: Do you have any sons or daughters to whom you have given birth who are alive but

Information	[Type= discrete] [Format=numeric] [Range= 1-2] [Missing=*]
Statistics [NW/ W]	[Valid=2142 /-] [Invalid=758 /-]

Value	Label	Cases	Percentage
1	Yes	913	42.6%
2	No	1229	57.4%
Sysmiss		758	

Warning: these figures indicate the number of cases found in the data file. They cannot be interpreted as summary statistics of the population of interest.

w4q7a: How many sons are alive but do not live with you?

Information	[Type= discrete] [Format=numeric] [Range= 0-6] [Missing=*]
Statistics [NW/ W]	[Valid=913 /-] [Invalid=1987 /-]

Value	Label	Cases	Percentage
0		322	35.3%
1		376	41.2%
2		148	16.2%
3		45	4.9%
4		18	2.0%
5		3	0.3%
6		1	0.1%
Sysmiss		1987	

Warning: these figures indicate the number of cases found in the data file. They cannot be interpreted as summary statistics of the population of interest.

w4q7b: How many daughters are alive but do not live with you?

Information	[Type= discrete] [Format=numeric] [Range= 0-6] [Missing=*]
Statistics [NW/ W]	[Valid=913 /-] [Invalid=1987 /-]

Value	Label	Cases	Percentage
0		288	31.5%
1		368	40.3%
2		160	17.5%
3		67	7.3%
4		23	2.5%

File : WSEC4

w4q7b: How many daughters are alive but do not live with you?

Value	Label	Cases	Percentage
5		5	0.5%
6		2	0.2%
Sysmiss		1987	

Warning: these figures indicate the number of cases found in the data file. They cannot be interpreted as summary statistics of the population of interest.

w4q8: Have you ever given birth to a boy or girl who was born alive but later died?

Information	[Type= discrete] [Format=numeric] [Range= 1-2] [Missing=*]
Statistics [NW/ W]	[Valid=2760 /-] [Invalid=140 /-]

Value	Label	Cases	Percentage
1	Yes	735	26.6%
2	No	2025	73.4%
Sysmiss		140	

Warning: these figures indicate the number of cases found in the data file. They cannot be interpreted as summary statistics of the population of interest.

w4q9a: How many boys have died?

Information	[Type= discrete] [Format=numeric] [Range= 0-5] [Missing=*]
Statistics [NW/ W]	[Valid=735 /-] [Invalid=2165 /-]

Value	Label	Cases	Percentage
0		278	37.8%
1		331	45.0%
2		93	12.7%
3		18	2.4%
4		12	1.6%
5		3	0.4%
Sysmiss		2165	

Warning: these figures indicate the number of cases found in the data file. They cannot be interpreted as summary statistics of the population of interest.

w4q9b: How many girls have died?

Information	[Type= discrete] [Format=numeric] [Range= 0-9] [Missing=*]
Statistics [NW/ W]	[Valid=734 /-] [Invalid=2166 /-]

Value	Label	Cases	Percentage
0		299	40.7%
1		333	45.4%
2		78	10.6%
3		15	2.0%
4		5	0.7%
6		2	0.3%
8		1	0.1%
9		1	0.1%
Sysmiss		2166	

Warning: these figures indicate the number of cases found in the data file. They cannot be interpreted as summary statistics of the population of interest.

w4q10: Total number of children borne by this woman

Information	[Type= discrete] [Format=numeric] [Range= 0-18] [Missing=*]
Statistics [NW/ W]	[Valid=2866 /-] [Invalid=34 /-]

File : WSEC4

w4q10: Total number of children borne by this woman

Value	Label	Cases	Percentage
0		723	25.2%
1		337	11.8%
2		295	10.3%
3		280	9.8%
4		251	8.8%
5		220	7.7%
6		202	7.0%
7		182	6.4%
8		130	4.5%
9		92	3.2%
10		73	2.5%
11		43	1.5%
12		20	0.7%
13		10	0.3%
14		3	0.1%
15		1	0.0%
16		1	0.0%
17		2	0.1%
18		1	0.0%
Sysmiss		34	

Warning: these figures indicate the number of cases found in the data file. They cannot be interpreted as summary statistics of the population of interest.
















w4q12a: When did you ([NAME]) deliver your last child born alive (even if s/he has died)

Information	[Type= discrete] [Format=numeric] [Range= 1-99] [Missing=*]
Statistics [NW/ W]	[Valid=2137 /-] [Invalid=763 /-]

Value	Label	Cases	Percentage
1	1	75	3.5%
2	2	61	2.9%
3	3	75	3.5%
4	4	66	3.1%
5	5	68	3.2%
6	6	69	3.2%
7	7	71	3.3%
8	8	59	2.8%
9	9	57	2.7%
10	10	74	3.5%
11	11	63	2.9%
12	12	64	3.0%
13	13	69	3.2%
14	14	56	2.6%
15	15	84	3.9%
16	16	60	2.8%
17	17	75	3.5%

File : WSEC4














w4q12a: When did you ([NAME]) deliver your last child born alive (even if s/he has died)

Value	Label	Cases	Percentage
18	18	59	 2.8%
19	19	53	 2.5%
20	20	71	 3.3%
21	21	45	 2.1%
22	22	46	 2.2%
23	23	60	 2.8%
24	24	47	 2.2%
25	25	66	 3.1%
26	26	60	 2.8%
27	27	67	 3.1%
28	28	56	 2.6%
29	29	63	 2.9%
30	30	62	 2.9%
31	31	25	 1.2%
99	99	211	 9.9%
Sysmiss		763	

Warning: these figures indicate the number of cases found in the data file. They cannot be interpreted as summary statistics of the population of interest.

w4q12b: (Month)



Information	[Type= discrete] [Format=numeric] [Range= 1-99] [Missing=*]
Statistics [NW/ W]	[Valid=2139 /-] [Invalid=761 /-]

Value	Label	Cases	Percentage
1	January	142	 6.6%
2	February	162	 7.6%
3	March	176	 8.2%
4	April	196	 9.2%
5	May	159	 7.4%
6	June	168	 7.9%
7	July	163	 7.6%
8	August	200	 9.4%
9	September	177	 8.3%
10	October	162	 7.6%
11	November	149	 7.0%
12	December	156	 7.3%
99	DK	129	 6.0%
Sysmiss		761	

Warning: these figures indicate the number of cases found in the data file. They cannot be interpreted as summary statistics of the population of interest.

w4q12c: (Year)

Information	[Type= discrete] [Format=numeric] [Range= 99-2014] [Missing=*]
Statistics [NW/ W]	[Valid=2140 /-] [Invalid=760 /-]

Value	Label	Cases	Percentage
99	Before 2005	273	 12.8%
2005	2005	51	 2.4%

File : WSEC4

w4q12c: (Year)

Value	Label	Cases	Percentage
2006	2006	50	2.3%
2007	2007	89	4.2%
2008	2008	96	4.5%
2009	2009	127	5.9%
2010	2010	172	8.0%
2011	2011	277	12.9%
2012	2012	374	17.5%
2013	2013	494	23.1%
2014	2014	137	6.4%
Sysmiss		760	

Warning: these figures indicate the number of cases found in the data file. They cannot be interpreted as summary statistics of the population of interest.

w4q13aa: Have you ([NAME]) given birth in the last 2 years?

Information	[Type= discrete] [Format=numeric] [Range= 1-2] [Missing=*]		
Statistics [NW/ W]	[Valid=2142 /-] [Invalid=758 /-]		
Value	Label	Cases	Percentage
1	Yes	1029	48.0%
2	No	1113	52.0%
Sysmiss		758	

Warning: these figures indicate the number of cases found in the data file. They cannot be interpreted as summary statistics of the population of interest.

w4q13a: Doctor

Information	[Type= discrete] [Format=numeric] [Range= 0-1] [Missing=*]		
Statistics [NW/ W]	[Valid=2900 /-] [Invalid=0 /-]		
Value	Label	Cases	Percentage
0		2775	95.7%
1		125	4.3%

Warning: these figures indicate the number of cases found in the data file. They cannot be interpreted as summary statistics of the population of interest.

w4q13b: Nurse/Midwife

Information	[Type= discrete] [Format=numeric] [Range= 0-1] [Missing=*]		
Statistics [NW/ W]	[Valid=2900 /-] [Invalid=0 /-]		
Value	Label	Cases	Percentage
0		2274	78.4%
1		626	21.6%

Warning: these figures indicate the number of cases found in the data file. They cannot be interpreted as summary statistics of the population of interest.

w4q13c: Medical Assistant/ Clinical Officer

Information	[Type= discrete] [Format=numeric] [Range= 0-1] [Missing=*]		
Statistics [NW/ W]	[Valid=2900 /-] [Invalid=0 /-]		
Value	Label	Cases	Percentage
0		2831	97.6%
1		69	2.4%

Warning: these figures indicate the number of cases found in the data file. They cannot be interpreted as summary statistics of the population of interest.

File : WSEC4			
# w4q13d: Nursing Aide			
Information		[Type= discrete] [Format=numeric] [Range= 0-1] [Missing=*]	
Statistics [NW/ W]		[Valid=2900 /-] [Invalid=0 /-]	
Value	Label	Cases	Percentage
0		2817	<div><div></div></div> 97.1%
1		83	<div><div></div></div> 2.9%
<i>Warning: these figures indicate the number of cases found in the data file. They cannot be interpreted as summary statistics of the population of interest.</i>			
# w4q13e: Traditional Birth Attendant			
Information		[Type= discrete] [Format=numeric] [Range= 0-1] [Missing=*]	
Statistics [NW/ W]		[Valid=2900 /-] [Invalid=0 /-]	
Value	Label	Cases	Percentage
0		2744	<div><div></div></div> 94.6%
1		156	<div><div></div></div> 5.4%
<i>Warning: these figures indicate the number of cases found in the data file. They cannot be interpreted as summary statistics of the population of interest.</i>			
# w4q13f: Relative/Friend			
Information		[Type= discrete] [Format=numeric] [Range= 0-1] [Missing=*]	
Statistics [NW/ W]		[Valid=2900 /-] [Invalid=0 /-]	
Value	Label	Cases	Percentage
0		2589	<div><div></div></div> 89.3%
1		311	<div><div></div></div> 10.7%
<i>Warning: these figures indicate the number of cases found in the data file. They cannot be interpreted as summary statistics of the population of interest.</i>			
# w4q13g: Other (specify)			
Information		[Type= discrete] [Format=numeric] [Range= 0-1] [Missing=*]	
Statistics [NW/ W]		[Valid=2900 /-] [Invalid=0 /-]	
Value	Label	Cases	Percentage
0		2862	<div><div></div></div> 98.7%
1		38	<div><div></div></div> 1.3%
<i>Warning: these figures indicate the number of cases found in the data file. They cannot be interpreted as summary statistics of the population of interest.</i>			
# w4q13p: OTHER description			
Information		[Type= discrete] [Format=character] [Missing=*]	
Statistics [NW/ W]		[Valid=37 /-] [Invalid=0 /-]	
Value	Label	Cases	Percentage
Herself and her mother in law		1	<div><div></div></div> 2.7%
Home		2	<div><div></div></div> 5.4%
Husband		1	<div><div></div></div> 2.7%
NEIGHBER		1	<div><div></div></div> 2.7%
Respordent gave birth by herself		1	<div><div></div></div> 2.7%
Surgeon		1	<div><div></div></div> 2.7%
The Husband		1	<div><div></div></div> 2.7%
at home		1	<div><div></div></div> 2.7%
by her self		1	<div><div></div></div> 2.7%

File : WSEC4

w4q13p: OTHER description

Value	Label	Cases	Percentage
daughter anna		1	2.7%
gmother mother ,sister,neig		1	2.7%
grandmother		1	2.7%
grandmother,husb		1	2.7%
grandmother.husb		1	2.7%
her mother inlaw,her maternal grandmother		1	2.7%
her paternal gmother		1	2.7%
herself		2	5.4%
husband ,niece		1	2.7%
husband bosco		1	2.7%
late husband , sister in law..		1	2.7%
mother in law		2	5.4%
mother,mother in law..		1	2.7%
neighbour		1	2.7%
neighbor		1	2.7%
no assistance		1	2.7%
no attendant		1	2.7%
no one		2	5.4%
no one assisted		1	2.7%
no one<jst hernDaughter- Barbra who helped her>		1	2.7%
nobody		1	2.7%
none		2	5.4%
patient in the hospital		1	2.7%

Warning: these figures indicate the number of cases found in the data file. They cannot be interpreted as summary statistics of the population of interest.

w4q13x: No-one

Information		[Type= discrete] [Format=numeric] [Range= 0-1] [Missing=*]	
Statistics [NW/ W]		[Valid=2900 /-] [Invalid=0 /-]	
Value	Label	Cases	Percentage
0		2882	99.4%
1		18	0.6%

Warning: these figures indicate the number of cases found in the data file. They cannot be interpreted as summary statistics of the population of interest.

w4q14: Where did you ([NAME]) give birth to [NAME OF LAST CHILD]?

Information	[Type= discrete] [Format=numeric] [Range= 1-99] [Missing=*]
Statistics [NW/ W]	[Valid=1029 /-] [Invalid=1871 /-]

File : WSEC4

w4q14: Where did you ([NAME]) give birth to [NAME OF LAST CHILD]?

Value	Label	Cases	Percentage
1	Your Home	255	24.8%
2	TBA's Home	50	4.9%
3	Other Home	15	1.5%
4	Govt. Hospital	209	20.3%
5	Govt. Health Center	336	32.7%
6	Govt. Health Post	3	0.3%
9	Private Hospital/Clinic	146	14.2%
76	Not sure if public or private	1	0.1%
86	Other Private Med (Specify)	7	0.7%
96	Other Public (Specify)	7	0.7%
99	Don't Know	0	
Sysmiss		1871	

Warning: these figures indicate the number of cases found in the data file. They cannot be interpreted as summary statistics of the population of interest.

w4q14b: IF UNABLE TO DETERMINE TYPE OF FACILITY, WRITE THE NAME OF THE PLACE.

Information	[Type= discrete] [Format=character] [Missing=*]
Statistics [NW/ W]	[Valid=0 /-] [Invalid=0 /-]

w4q19: Was the child weighed at birth?

Information	[Type= discrete] [Format=numeric] [Range= 1-9] [Missing=*]
Statistics [NW/ W]	[Valid=1029 /-] [Invalid=1871 /-]

Value	Label	Cases	Percentage
1	Yes	596	57.9%
2	No	411	39.9%
9	DK	22	2.1%
Sysmiss		1871	

Warning: these figures indicate the number of cases found in the data file. They cannot be interpreted as summary statistics of the population of interest.

w4q20: What was the weight of the child? (record how the value is provided)

Information	[Type= discrete] [Format=numeric] [Range= 1-3] [Missing=*]
Statistics [NW/ W]	[Valid=596 /-] [Invalid=2304 /-]

Value	Label	Cases	Percentage
1	Weight was recorded from a card	301	50.5%
2	Weight was provided verbally	268	45.0%
3	Respondent does not know the weight	27	4.5%
Sysmiss		2304	

Warning: these figures indicate the number of cases found in the data file. They cannot be interpreted as summary statistics of the population of interest.

w4q21: Weight of the child at birth (Kg with 2 decimal places)

Information	[Type= continuous] [Format=numeric] [Range= 1-7] [Missing=*]
Statistics [NW/ W]	[Valid=569 /-] [Invalid=2331 /-]

wgt_X: Cross sectional weight for 2013_2014 panel survey

Information	[Type= continuous] [Format=numeric] [Range= 314.975738525391-6452.8603515625] [Missing=*]
Statistics [NW/ W]	[Valid=2900 /-] [Invalid=0 /-]

File : WSEC5

HHID: Household Unique Identifier in 2013/14

Information	[Type= discrete] [Format=character] [Missing=*]
Statistics [NW/ W]	[Valid=2900 /-] [Invalid=0 /-]

PID: PERSON IDENTIFIER

Information	[Type= discrete] [Format=character] [Missing=*]
Statistics [NW/ W]	[Valid=2900 /-] [Invalid=0 /-]

w5q2: When you became pregnant, did you want to become pregnant at that time?

Information	[Type= discrete] [Format=numeric] [Range= 1-2] [Missing=*]
Statistics [NW/ W]	[Valid=226 /-] [Invalid=2674 /-]

Value	Label	Cases	Percentage
1	Yes	151	<div></div> 66.8%
2	No	75	<div></div> 33.2%
Sysmiss		2674	

Warning: these figures indicate the number of cases found in the data file. They cannot be interpreted as summary statistics of the population of interest.

w5q3: Did you want to have a baby later on or did you not want any (more) children?

Information	[Type= discrete] [Format=numeric] [Range= 1-2] [Missing=*]
Statistics [NW/ W]	[Valid=75 /-] [Invalid=2825 /-]

Value	Label	Cases	Percentage
1	Later	57	<div></div> 76.0%
2	No more children	18	<div></div> 24.0%
Sysmiss		2825	

Warning: these figures indicate the number of cases found in the data file. They cannot be interpreted as summary statistics of the population of interest.

w5q4: After the child you are now expecting, would you like to have another child, or

Information	[Type= discrete] [Format=numeric] [Range= 1-8] [Missing=*]
Statistics [NW/ W]	[Valid=226 /-] [Invalid=2674 /-]

Value	Label	Cases	Percentage
1	Have another child	134	<div></div> 59.3%
2	No more (none)	62	<div></div> 27.4%
8	Undecided / DK	30	<div></div> 13.3%
Sysmiss		2674	

Warning: these figures indicate the number of cases found in the data file. They cannot be interpreted as summary statistics of the population of interest.

w5q6: Would you like to have (a/another) child, or would you prefer not to have any (m

Information	[Type= discrete] [Format=numeric] [Range= 1-8] [Missing=*]
Statistics [NW/ W]	[Valid=2586 /-] [Invalid=314 /-]

Value	Label	Cases	Percentage
1	Have a / another child	1139	<div></div> 44.0%
2	No more (none)	914	<div></div> 35.3%
3	Says she cannot get pregnant	95	<div></div> 3.7%
8	Undecided / DK	438	<div></div> 16.9%
Sysmiss		314	

Warning: these figures indicate the number of cases found in the data file. They cannot be interpreted as summary statistics of the population of interest.

File : WSEC5

w5q7a: How long would you like to wait before the birth of (a/another) child?

Information [Type= discrete] [Format=numeric] [Range= 991-998] [Missing=*]

Statistics [NW/ W] [Valid=1251 /-] [Invalid=1649 /-]

Value	Label	Cases	Percentage
991	Answer given in years and months	755	60.4%
993	Does not want to wait (soon/now)	112	9.0%
994	Says she cannot get pregnant	7	0.6%
995	After marriage	220	17.6%
996	Other	18	1.4%
998	Does not know	139	11.1%
Sysmiss		1649	

Warning: these figures indicate the number of cases found in the data file. They cannot be interpreted as summary statistics of the population of interest.

w5q7b: How long would you like to wait before the birth of (a/another) child? (YEARS)

Information [Type= continuous] [Format=numeric] [Range= 0-36] [Missing=*]

Statistics [NW/ W] [Valid=755 /-] [Invalid=2145 /-]

w5q7c: How long would you like to wait before the birth of (a/another) child (MONTHS)?

Information [Type= continuous] [Format=numeric] [Range= 0-120] [Missing=*]

Statistics [NW/ W] [Valid=755 /-] [Invalid=2145 /-]

w5q10: Do you think you are physically able to get pregnant at this time?

Information [Type= discrete] [Format=numeric] [Range= 1-9] [Missing=*]

Statistics [NW/ W] [Valid=2242 /-] [Invalid=658 /-]

Value	Label	Cases	Percentage
1	Yes	1741	77.7%
2	No	325	14.5%
9	DK	176	7.9%
Sysmiss		658	

Warning: these figures indicate the number of cases found in the data file. They cannot be interpreted as summary statistics of the population of interest.

w5q11a: Infrequent sex / No sex

Information [Type= discrete] [Format=numeric] [Range= 0-1] [Missing=*]

Statistics [NW/ W] [Valid=2900 /-] [Invalid=0 /-]

Value	Label	Cases	Percentage
0		2834	97.7%
1		66	2.3%

Warning: these figures indicate the number of cases found in the data file. They cannot be interpreted as summary statistics of the population of interest.

w5q11b: Menopausal

Information [Type= discrete] [Format=numeric] [Range= 0-1] [Missing=*]

Statistics [NW/ W] [Valid=2900 /-] [Invalid=0 /-]

Value	Label	Cases	Percentage
0		2842	98.0%
1		58	2.0%

Warning: these figures indicate the number of cases found in the data file. They cannot be interpreted as summary statistics of the population of interest.

File : WSEC5			
# w5q11c: Never menstruated			
Information	[Type= discrete] [Format=numeric] [Range= 0-1] [Missing=*]		
Statistics [NW/ W]	[Valid=2900 /-] [Invalid=0 /-]		
Value	Label	Cases	Percentage
0		2897	99.9%
1		3	0.1%
<i>Warning: these figures indicate the number of cases found in the data file. They cannot be interpreted as summary statistics of the population of interest.</i>			
# w5q11d: Hysterectomy (surgical removal of uterus)			
Information	[Type= discrete] [Format=numeric] [Range= 0-1] [Missing=*]		
Statistics [NW/ W]	[Valid=2900 /-] [Invalid=0 /-]		
Value	Label	Cases	Percentage
0		2877	99.2%
1		23	0.8%
<i>Warning: these figures indicate the number of cases found in the data file. They cannot be interpreted as summary statistics of the population of interest.</i>			
# w5q11e: Has been trying to get pregnant for 2 years or more without result			
Information	[Type= discrete] [Format=numeric] [Range= 0-1] [Missing=*]		
Statistics [NW/ W]	[Valid=2900 /-] [Invalid=0 /-]		
Value	Label	Cases	Percentage
0		2882	99.4%
1		18	0.6%
<i>Warning: these figures indicate the number of cases found in the data file. They cannot be interpreted as summary statistics of the population of interest.</i>			
# w5q11f: Postpartum amenorrheic			
Information	[Type= discrete] [Format=numeric] [Range= 0-1] [Missing=*]		
Statistics [NW/ W]	[Valid=2900 /-] [Invalid=0 /-]		
Value	Label	Cases	Percentage
0		2897	99.9%
1		3	0.1%
<i>Warning: these figures indicate the number of cases found in the data file. They cannot be interpreted as summary statistics of the population of interest.</i>			
# w5q11g: Breastfeeding			
Information	[Type= discrete] [Format=numeric] [Range= 0-1] [Missing=*]		
Statistics [NW/ W]	[Valid=2900 /-] [Invalid=0 /-]		
Value	Label	Cases	Percentage
0		2851	98.3%
1		49	1.7%
<i>Warning: these figures indicate the number of cases found in the data file. They cannot be interpreted as summary statistics of the population of interest.</i>			
# w5q11h: Too old			
Information	[Type= discrete] [Format=numeric] [Range= 0-1] [Missing=*]		
Statistics [NW/ W]	[Valid=2900 /-] [Invalid=0 /-]		
Value	Label	Cases	Percentage
0		2864	98.8%
1		36	1.2%
<i>Warning: these figures indicate the number of cases found in the data file. They cannot be interpreted as summary statistics of the population of interest.</i>			

File : WSEC5

w5q11i: Fatalistic

Information	[Type= discrete] [Format=numeric] [Range= 0-1] [Missing=*]
Statistics [NW/ W]	[Valid=2900 /-] [Invalid=0 /-]

Value	Label	Cases	Percentage
0		2894	99.8%
1		6	0.2%

Warning: these figures indicate the number of cases found in the data file. They cannot be interpreted as summary statistics of the population of interest.

w5q11o: Other (specify)

Information	[Type= discrete] [Format=numeric] [Range= 0-1] [Missing=*]
Statistics [NW/ W]	[Valid=2900 /-] [Invalid=0 /-]

Value	Label	Cases	Percentage
0		2853	98.4%
1		47	1.6%

Warning: these figures indicate the number of cases found in the data file. They cannot be interpreted as summary statistics of the population of interest.

w5q11p: Other Description

Information	[Type= discrete] [Format=character] [Missing=*]
Statistics [NW/ W]	[Valid=47 /-] [Invalid=0 /-]

Value	Label	Cases	Percentage
0n family planning		1	2.1%
Am on injections		1	2.1%
DON,T WANT TO GET PREGNANT		1	2.1%
HECTIC		1	2.1%
Has no partner		1	2.1%
Implants		1	2.1%
JUST FAILED TO GIVE BIRTH		1	2.1%
On Family planning. Injectables		1	2.1%
On family planning (injection)		1	2.1%
POSSIBILITY OF SIPHYLISS		1	2.1%
TUBULICATION		1	2.1%
Used herbal medicine		1	2.1%
Used lo cal medicine to stop birth		1	2.1%
Used traditional method o stop producing		1	2.1%
Using injectables		1	2.1%

File : WSEC5

w5q11p: Other Description

Value	Label	Cases	Percentage
am on family planning		1	2.1%
barren		1	2.1%
because of sickle cells she doesn,t want		1	2.1%
currently using family planning		1	2.1%
don,t want		1	2.1%
fallopian tubes where blocked		1	2.1%
family planning		1	2.1%
family planning injectables		2	4.3%
husband is not bothered about me		1	2.1%
in school		1	2.1%
no menstruation after last birth		1	2.1%
no support from husband...		1	2.1%
not in any relationship		1	2.1%
on family planning		3	6.4%
on three months injectable		1	2.1%
ovulating		1	2.1%
poor economic status		1	2.1%
respondent says she all of a sudden stopped conceiving.		1	2.1%
says she has no husband and she is old		1	2.1%
she is having her period		1	2.1%
sickness (chest pan)		1	2.1%
still at school		1	2.1%
still in school		1	2.1%
stoped men issues		1	2.1%
thinks she was meant to produce only three children		1	2.1%
too many kids..		1	2.1%
tubulation		1	2.1%

File : WSEC5

w5q11p: Other Description

Value	Label	Cases	Percentage
using family planning		1	2.1%
very serious chronicachtonic pain in lower abdomen		1	2.1%

Warning: these figures indicate the number of cases found in the data file. They cannot be interpreted as summary statistics of the population of interest.

w5q11x: DK

Information	[Type= discrete] [Format=numeric] [Range= 0-1] [Missing=*]
Statistics [NW/ W]	[Valid=2900 /-] [Invalid=0 /-]

Value	Label	Cases	Percentage
0		2883	99.4%
1		17	0.6%

Warning: these figures indicate the number of cases found in the data file. They cannot be interpreted as summary statistics of the population of interest.

w5q13c: When did your last menstrual period start?

Information	[Type= discrete] [Format=numeric] [Range= 993-996] [Missing=*]
Statistics [NW/ W]	[Valid=2840 /-] [Invalid=60 /-]

Value	Label	Cases	Percentage
993	Answer using [amount of time] ago	2303	81.1%
994	In menopause or has had a hysterectomy	91	3.2%
995	Before most recent birth	417	14.7%
996	Never menstruated	29	1.0%
Sysmiss		60	

Warning: these figures indicate the number of cases found in the data file. They cannot be interpreted as summary statistics of the population of interest.

w5q13a: When did your last menstrual period start (amount of time ago)?

Information	[Type= continuous] [Format=numeric] [Range= 0-37] [Missing=*]
Statistics [NW/ W]	[Valid=2302 /-] [Invalid=598 /-]

w5q13b: When did your last menstrual period start? (units)

Information	[Type= discrete] [Format=numeric] [Range= 1-4] [Missing=*]
Statistics [NW/ W]	[Valid=2303 /-] [Invalid=597 /-]

Value	Label	Cases	Percentage
1	Day(s) ago	661	28.7%
2	Week(s) ago	971	42.2%
3	Month(s) ago	612	26.6%
4	Year(s) ago	59	2.6%
Sysmiss		597	

Warning: these figures indicate the number of cases found in the data file. They cannot be interpreted as summary statistics of the population of interest.

wgt_X: Cross sectional weight for 2013_2014 panel survey

Information	[Type= continuous] [Format=numeric] [Range= 314.975738525391-6452.8603515625] [Missing=*]
Statistics [NW/ W]	[Valid=2900 /-] [Invalid=0 /-]

File : AGSEC1			
# hh: Unique identifier in 20013/14			
Information	[Type= discrete] [Format=character] [Missing=*]		
Statistics [NW/ W]	[Valid=2495 /-] [Invalid=0 /-]		
# wgt_X: Cross sectional weight for 2013_2014 panel survey			
Information	[Type= continuous] [Format=numeric] [Range= 314.975738525391-6452.8603515625] [Missing=*]		
Statistics [NW/ W]	[Valid=2495 /-] [Invalid=0 /-]		
# HHID: Household ID			
Information	[Type= discrete] [Format=numeric] [Range= 1100401-430100401] [Missing=*]		
Statistics [NW/ W]	[Valid=2495 /-] [Invalid=0 /-]		
# region: Region			
Information	[Type= discrete] [Format=numeric] [Range= 1-4] [Missing=*]		
Statistics [NW/ W]	[Valid=2495 /-] [Invalid=0 /-]		
Value	Label	Cases	Percentage
1	Central	531	<div></div> 21.3%
2	Eastern	657	<div></div> 26.3%
3	Northern	693	<div></div> 27.8%
4	Western	614	<div></div> 24.6%
Warning: these figures indicate the number of cases found in the data file. They cannot be interpreted as summary statistics of the population of interest.			
# urban: Rural/urban			
Information	[Type= discrete] [Format=numeric] [Range= 0-3] [Missing=*]		
Statistics [NW/ W]	[Valid=2495 /-] [Invalid=0 /-]		
Value	Label	Cases	Percentage
0	Rural	2118	<div></div> 84.9%
1	Urban	377	<div></div> 15.1%
2	Other urban	0	
3	Rural	0	
Warning: these figures indicate the number of cases found in the data file. They cannot be interpreted as summary statistics of the population of interest.			
# district_code: DISTRICT WHERE HH IS INTERVIEWED			
Information	[Type= discrete] [Format=character] [Missing=*]		
Statistics [NW/ W]	[Valid=2495 /-] [Invalid=0 /-]		
Value	Label	Cases	Percentage
101		3	<div></div> 0.1%
102		12	<div></div> 0.5%
103		19	<div></div> 0.8%
104		25	<div></div> 1.0%
105		12	<div></div> 0.5%
106		27	<div></div> 1.1%
107		33	<div></div> 1.3%
108		29	<div></div> 1.2%
109		1	<div></div> 0.0%
110		59	<div></div> 2.4%
111		28	<div></div> 1.1%

File : AGSEC1

district_code: DISTRICT WHERE HH IS INTERVIEWED

Value	Label	Cases	Percentage
112		30	1.2%
113		22	0.9%
114		3	0.1%
115		50	2.0%
116		11	0.4%
117		53	2.1%
118		11	0.4%
119		9	0.4%
120		1	0.0%
122		23	0.9%
123		7	0.3%
124		63	2.5%
201		27	1.1%
202		11	0.4%
203		20	0.8%
204		56	2.2%
205		28	1.1%
207		11	0.4%
208		40	1.6%
209		3	0.1%
210		20	0.8%
211		36	1.4%
212		41	1.6%
213		1	0.0%
214		48	1.9%
215		27	1.1%
216		9	0.4%
218		19	0.8%
219		21	0.8%
221		19	0.8%
222		10	0.4%
223		71	2.8%
224		11	0.4%
225		19	0.8%
226		40	1.6%
227		1	0.0%
228		10	0.4%
229		12	0.5%
230		25	1.0%
231		1	0.0%
232		20	0.8%
301		1	0.0%
302		50	2.0%

File : AGSEC1

district_code: DISTRICT WHERE HH IS INTERVIEWED

Value	Label	Cases	Percentage
303		84	3.4%
304		39	1.6%
305		8	0.3%
306		16	0.6%
307		33	1.3%
308		10	0.4%
309		38	1.5%
310		34	1.4%
311		16	0.6%
312		12	0.5%
313		16	0.6%
314		10	0.4%
315		13	0.5%
316		1	0.0%
317		25	1.0%
318		29	1.2%
319		23	0.9%
320		22	0.9%
321		50	2.0%
322		22	0.9%
323		37	1.5%
325		49	2.0%
326		1	0.0%
327		9	0.4%
329		14	0.6%
330		31	1.2%
402		22	0.9%
403		43	1.7%
404		26	1.0%
405		41	1.6%
406		49	2.0%
407		32	1.3%
408		31	1.2%
409		9	0.4%
410		32	1.3%
411		53	2.1%
412		36	1.4%
414		9	0.4%
415		44	1.8%
417		60	2.4%
418		41	1.6%
419		10	0.4%
420		23	0.9%

File : AGSEC1

district_code: DISTRICT WHERE HH IS INTERVIEWED

Value	Label	Cases	Percentage
421		3	0.1%
422		18	0.7%
423		12	0.5%
424		8	0.3%
426		12	0.5%

Warning: these figures indicate the number of cases found in the data file. They cannot be interpreted as summary statistics of the population of interest.

district_name: L1Name

Information	[Type= discrete] [Format=character] [Missing=*]
Statistics [NW/ W]	[Valid=2495 /-] [Invalid=0 /-]

Value	Label	Cases	Percentage
Abim		10	0.4%
Adjumani		1	0.0%
Agago		22	0.9%
Alebtong		37	1.5%
Amolatar		13	0.5%
Amuria		9	0.4%
Amuru		1	0.0%
Apac		50	2.0%
Arua		84	3.4%
Bududa		19	0.8%
Bugiri		27	1.1%
Buhweju		23	0.9%
Buikwe		53	2.1%
Bukedea		21	0.8%
Bukomansimbi		11	0.4%
Bulambuli		19	0.8%
Bushenyi		22	0.9%
Busia		11	0.4%
Butaleja		19	0.8%
Butambala		9	0.4%
Buvuma		1	0.0%
Buyende		40	1.6%
Dokolo		25	1.0%
Gulu		39	1.6%
Hoima		43	1.7%
Ibanda		60	2.4%
Iganga		20	0.8%
Isingiro		41	1.6%
Jinja		56	2.2%
Kaabong		29	1.2%
Kabale		26	1.0%
Kabarole		41	1.6%
Kaberamaido		1	0.0%

File : AGSEC1

district_name: L1Name

Value	Label	Cases	Percentage
Kalangala		3	0.1%
Kaliro		10	0.4%
Kalungu		23	0.9%
Kampala		12	0.5%
Kamuli		28	1.1%
Kanungu		9	0.4%
Kasese		49	2.0%
Katakwi		11	0.4%
Kayunga		30	1.2%
Kibaale		32	1.3%
Kiboga		19	0.8%
Kibuku		1	0.0%
Kiruhura		10	0.4%
Kiryandongo		3	0.1%
Kisoro		31	1.2%
Kitgum		8	0.3%
Koboko		23	0.9%
Kole		49	2.0%
Kotido		16	0.6%
Kumi		40	1.6%
Kween		10	0.4%
Kyankwanzi		7	0.3%
Kyegegwa		18	0.7%
Kyenjojo		44	1.8%
Lamwo		1	0.0%
Lira		33	1.3%
Luuka		12	0.5%
Luwero		25	1.0%
Lwengo		63	2.5%
Lyantonde		3	0.1%
Manafwa		71	2.8%
Maracha		22	0.9%
Masaka		12	0.5%
Masindi		9	0.4%
Mayuge		48	1.9%
Mbale		3	0.1%
Mbarara		32	1.3%
Mitooma		12	0.5%
Mityana		50	2.0%
Moroto		10	0.4%
Moyo		38	1.5%
Mpigi		27	1.1%
Mubende		33	1.3%

File : AGSEC1

district_name: L1Name

Value	Label	Cases	Percentage
Mukono		29	<div></div> 1.2%
Nakapiripirit		16	<div></div> 0.6%
Nakaseke		11	<div></div> 0.4%
Nakasongola		1	<div></div> 0.0%
Namayingo		25	<div></div> 1.0%
Namutumba		11	<div></div> 0.4%
Napak		9	<div></div> 0.4%
Nebbi		34	<div></div> 1.4%
Ngora		1	<div></div> 0.0%
Ntoroko		8	<div></div> 0.3%
Ntungamo		53	<div></div> 2.1%
Otuke		14	<div></div> 0.6%
Oyam		50	<div></div> 2.0%
Pader		12	<div></div> 0.5%
Pallisa		20	<div></div> 0.8%
Rakai		59	<div></div> 2.4%
Rukungiri		36	<div></div> 1.4%
Serere		20	<div></div> 0.8%
Sheema		12	<div></div> 0.5%
Sironko		27	<div></div> 1.1%
Soroti		36	<div></div> 1.4%
Ssembabule		28	<div></div> 1.1%
Tororo		41	<div></div> 1.6%
Wakiso		22	<div></div> 0.9%
Yumbe		16	<div></div> 0.6%
Zombo		31	<div></div> 1.2%

Warning: these figures indicate the number of cases found in the data file. They cannot be interpreted as summary statistics of the population of interest.

scounty_code: COUNTY / SUBCOUNTY WHERE HH IS INTERVIEWED

Information	[Type= continuous] [Format=numeric] [Range= 101204-426111] [Missing=*]
Statistics [NW/ W]	[Valid=2495 /-] [Invalid=0 /-]

subcounty_name: L2Name

Information	[Type= discrete] [Format=character] [Missing=*]
Statistics [NW/ W]	[Valid=2495 /-] [Invalid=0 /-]

Value	Label	Cases	Percentage
Abanga		2	<div></div> 0.1%
Aber		1	<div></div> 0.0%
Abia		3	<div></div> 0.1%
Aboke		12	<div></div> 0.5%
Abongomola		9	<div></div> 0.4%
Acaba		10	<div></div> 0.4%
Adeknino		9	<div></div> 0.4%
Adekokwok		1	<div></div> 0.0%

File : AGSEC1

subcounty_name: L2Name

Value	Label	Cases	Percentage
Adumi		10	0.4%
Adwari		1	0.0%
Agwata		7	0.3%
Agwingiri		2	0.1%
Aii-vu		1	0.0%
Ajia		1	0.0%
Akokoro		11	0.4%
Akoromit		9	0.4%
Alebtong Tc		9	0.4%
Alerek		10	0.4%
Alito		26	1.0%
Aloi		1	0.0%
Amugu		10	0.4%
Apac		2	0.1%
Apac Tc		3	0.1%
Apala		4	0.2%
Aputi		10	0.4%
Arapai		14	0.6%
Arinyapi		1	0.0%
Ariwa		7	0.3%
Aroi		9	0.4%
Aromo		6	0.2%
Arwotcek		1	0.0%
Asuret		1	0.0%
Atanga		1	0.0%
Atiira		1	0.0%
Atutur		2	0.1%
Atyak		3	0.1%
Awach		2	0.1%
Awei		10	0.4%
Awere		1	0.0%
Bagezza		2	0.1%
Baitambogwe		14	0.6%
Bala		2	0.1%
Balawoli		2	0.1%
Barr		1	0.0%
Bbaale		1	0.0%
Bigasa		9	0.4%
Bihanga		1	0.0%
Bileafe		7	0.3%
Binyiny		10	0.4%
Bireere		9	0.4%
Bisheshe		12	0.5%

File : AGSEC1

subcounty_name: L2Name

Value	Label	Cases	Percentage
Bobi		12	0.5%
Bubaare		8	0.3%
Bubutu		1	0.0%
Budondo		30	1.2%
Bududa.		10	0.4%
Bugamba		1	0.0%
Bugambe		7	0.3%
Bugangari		10	0.4%
Bugaya		10	0.4%
Bugembe Town Council		5	0.2%
Bugondo		11	0.4%
Bugoye		12	0.5%
Buhanika		9	0.4%
Buhugu		3	0.1%
Bujumbura Division		5	0.2%
Bukabooli		8	0.3%
Bukhulo		1	0.0%
Bukooma		1	0.0%
Bukusu		10	0.4%
Bukuya		1	0.0%
Bulaago		9	0.4%
Bulamagi		8	0.3%
Bulesa		10	0.4%
Bumalimba		7	0.3%
Bumbaire		1	0.0%
Bumwoni		1	0.0%
Bunabwana		2	0.1%
Bungatira		11	0.4%
Busakira		1	0.0%
Busanza		11	0.4%
Busedde		9	0.4%
Bushiribo.		1	0.0%
Busimbi		8	0.3%
Busukuma		1	0.0%
Butagaya		8	0.3%
Buteba		10	0.4%
Butenga		1	0.0%
Butunduzi Tc		8	0.3%
Buwalasi		8	0.3%
Buwama		18	0.7%
Buwasa		1	0.0%
Buwenge		1	0.0%










































File : AGSEC1

subcounty_name: L2Name

Value	Label	Cases	Percentage
Buwunga		9	<div></div> 0.4%
Buyende		1	<div></div> 0.0%
Buyende Town Council		18	<div></div> 0.7%
Buyengo		1	<div></div> 0.0%
Buyinja		18	<div></div> 0.7%
Bwambara		8	<div></div> 0.3%
Bweyale Tc		2	<div></div> 0.1%
Bwikara		9	<div></div> 0.4%
Central		2	<div></div> 0.1%
Central Division		5	<div></div> 0.2%
Chawente		1	<div></div> 0.0%
Chegere		10	<div></div> 0.4%
Dadamu		4	<div></div> 0.2%
Dokolo Tc		9	<div></div> 0.4%
Eastern Division		6	<div></div> 0.2%
Galiraaya		8	<div></div> 0.3%
Gimara		14	<div></div> 0.6%
Goma Division		2	<div></div> 0.1%
Gweri		9	<div></div> 0.4%
Ibanda Town Council		8	<div></div> 0.3%
Ibuje		10	<div></div> 0.4%
Iceme		8	<div></div> 0.3%
Ikumbya		10	<div></div> 0.4%
Imanyiro		1	<div></div> 0.0%
Industrial Division		3	<div></div> 0.1%
Inomo		1	<div></div> 0.0%
Ishongororo		8	<div></div> 0.3%
Ishongororo Tc		8	<div></div> 0.3%
Isingiro Town Council		8	<div></div> 0.3%
Itojo		1	<div></div> 0.0%
Itula		11	<div></div> 0.4%
Kaabong West		8	<div></div> 0.3%
Kaberaido Town Council		1	<div></div> 0.0%
Kabingo		1	<div></div> 0.0%
Kabonera		1	<div></div> 0.0%
Kabweeza-kyegegwa		7	<div></div> 0.3%
Kacheera		8	<div></div> 0.3%
Kachonga		19	<div></div> 0.8%
Kachumbala		19	<div></div> 0.8%

File : AGSEC1

subcounty_name: L2Name

Value	Label	Cases	Percentage
Kagadi Tc		3	 0.1%
Kagamba		10	 0.4%
Kagango		10	 0.4%
Kagulu		11	 0.4%
Kakiika		5	 0.2%
Kakindo		9	 0.4%
Kakindu		10	 0.4%
Kakoba		6	 0.2%
Kakooge		1	 0.0%
Kakuuto		1	 0.0%
Kalagala		8	 0.3%
Kalamba		9	 0.4%
Kalangalo		10	 0.4%
Kalisizo		1	 0.0%
Kalungu		9	 0.4%
Kalwana		7	 0.3%
Kambuga		1	 0.0%
Kamdini		11	 0.4%
Kameke		20	 0.8%
Kamuda		1	 0.0%
Kamuli Town Council		8	 0.3%
Kanyum		16	 0.6%
Kapeeka		11	 0.4%
Karugutu		8	 0.3%
Kasaali		1	 0.0%
Kasambya		6	 0.2%
Kasanje		1	 0.0%
Kasawo		18	 0.7%
Kashambya		9	 0.4%
Kashenshero Town Council		1	 0.0%
Kasiita		10	 0.4%
Kassanda		1	 0.0%
Katabi		2	 0.1%
Katenga		1	 0.0%
Kateta		2	 0.1%
Kathile		11	 0.4%
Katooke		8	 0.3%
Katrini		1	 0.0%
Katwe/butego		1	 0.0%
Kawempe Division		2	 0.1%
Kawolo		9	 0.4%

File : AGSEC1

subcounty_name: L2Name

Value	Label	Cases	Percentage
Kayunga		5	<div></div> 0.2%
Kayunga Town Council		7	<div></div> 0.3%
Kazo		1	<div></div> 0.0%
Kei		8	<div></div> 0.3%
Kenshunga		1	<div></div> 0.0%
Kibatsi		7	<div></div> 0.3%
Kibiga		10	<div></div> 0.4%
Kibiito		8	<div></div> 0.3%
Kiboga Town Council		5	<div></div> 0.2%
Kicwamba		9	<div></div> 0.4%
Kidongole		1	<div></div> 0.0%
Kigandalo		5	<div></div> 0.2%
Kigorobya Tc		1	<div></div> 0.0%
Kijomoro		1	<div></div> 0.0%
Kijongo		1	<div></div> 0.0%
Kikaatsi		8	<div></div> 0.3%
Kikyenkye		10	<div></div> 0.4%
Kikyusa		8	<div></div> 0.3%
Kimaanya/ kyabakuza		1	<div></div> 0.0%
Kira Town Council		3	<div></div> 0.1%
Kirika		1	<div></div> 0.0%
Kirumba		7	<div></div> 0.3%
Kisekka		21	<div></div> 0.8%
Kisojo		10	<div></div> 0.4%
Kitanda		1	<div></div> 0.0%
Kitgum Tc		2	<div></div> 0.1%
Kitimbwa		9	<div></div> 0.4%
Kitoba		13	<div></div> 0.5%
Kitumbi		10	<div></div> 0.4%
Kitwe Town Council		9	<div></div> 0.4%
Koboko Tc		3	<div></div> 0.1%
Koro		1	<div></div> 0.0%
Kotido		6	<div></div> 0.2%
Kotido Tc		2	<div></div> 0.1%
Kotomol		1	<div></div> 0.0%
Kumi		1	<div></div> 0.0%
Kumi Tc		4	<div></div> 0.2%
Kyalulangira		10	<div></div> 0.4%
Kyamulibwa		1	<div></div> 0.0%
Kyanamira		10	<div></div> 0.4%

File : AGSEC1

subcounty_name: L2Name

Value	Label	Cases	Percentage
Kyangwali		8	<div></div> 0.3%
Kyangyenyi		1	<div></div> 0.0%
Kyannamukaaka		1	<div></div> 0.0%
Kyazanga		14	<div></div> 0.6%
Kyazanga Town Council		10	<div></div> 0.4%
Kyebe		8	<div></div> 0.3%
Kyeizooba		9	<div></div> 0.4%
Kyere		5	<div></div> 0.2%
Kyesiiga		8	<div></div> 0.3%
Kyondo		10	<div></div> 0.4%
Kyotera Town Council		3	<div></div> 0.1%
Labongo Amida		1	<div></div> 0.0%
Labongo Layamo		1	<div></div> 0.0%
Laguti		10	<div></div> 0.4%
Lake Katwe		12	<div></div> 0.5%
Laroo Division		3	<div></div> 0.1%
Lefori		1	<div></div> 0.0%
Lira		1	<div></div> 0.0%
Lira Palwo		10	<div></div> 0.4%
Lobule		10	<div></div> 0.4%
Lodonga		1	<div></div> 0.0%
Logiri		9	<div></div> 0.4%
Lorengedwat		7	<div></div> 0.3%
Loro		13	<div></div> 0.5%
Lotome		9	<div></div> 0.4%
Lubaga Division		3	<div></div> 0.1%
Lugazi Town Council		6	<div></div> 0.2%
Lukaya Town Council		3	<div></div> 0.1%
Lunyo		1	<div></div> 0.0%
Lusha		10	<div></div> 0.4%
Lwabenge		10	<div></div> 0.4%
Lwakhakha Town Council		10	<div></div> 0.4%
Lwamagwa		9	<div></div> 0.4%
Lwamata		4	<div></div> 0.2%
Lwankoni		1	<div></div> 0.0%
Lwebitakuli		18	<div></div> 0.7%
Lyantonde		1	<div></div> 0.0%
Lyantonde Tc		2	<div></div> 0.1%
Maanyi		9	<div></div> 0.4%

File : AGSEC1

subcounty_name: L2Name

Value	Label	Cases	Percentage
Magale		28	<div></div> 1.1%
Makidye - ssabagabo		1	<div></div> 0.0%
Makindye Division		2	<div></div> 0.1%
Malera		1	<div></div> 0.0%
Malongo		9	<div></div> 0.4%
Maracha Town Council		8	<div></div> 0.3%
Masese/ walukuba		2	<div></div> 0.1%
Mateete		1	<div></div> 0.0%
Mazinga		3	<div></div> 0.1%
Merikit		10	<div></div> 0.4%
Metu		10	<div></div> 0.4%
Midia		10	<div></div> 0.4%
Minakulu		1	<div></div> 0.0%
Mitooma Town Council		10	<div></div> 0.4%
Mityana Town Council		6	<div></div> 0.2%
Molo		8	<div></div> 0.3%
Moruita		1	<div></div> 0.0%
Moyo		1	<div></div> 0.0%
Moyo Tc		1	<div></div> 0.0%
Mpara		1	<div></div> 0.0%
Mubende Town Council		6	<div></div> 0.2%
Mucwini		3	<div></div> 0.1%
Muduuma		9	<div></div> 0.4%
Mugusu		10	<div></div> 0.4%
Muhokya		9	<div></div> 0.4%
Mukongoro		1	<div></div> 0.0%
Mukuju		1	<div></div> 0.0%
Mulanda		10	<div></div> 0.4%
Mutunda		1	<div></div> 0.0%
Mwizi		1	<div></div> 0.0%
Myene		1	<div></div> 0.0%
Nabukalu		7	<div></div> 0.3%
Nabwigulu		6	<div></div> 0.2%
Nadunget		9	<div></div> 0.4%
Nairambi		1	<div></div> 0.0%
Najjembe		1	<div></div> 0.0%
Nakalama		5	<div></div> 0.2%
Nakapiripirit Town Council		8	<div></div> 0.3%

File : AGSEC1

subcounty_name: L2Name

Value	Label	Cases	Percentage
Nakatsi.		8	0.3%
Nakawa Division		5	0.2%
Nalutuntu		1	0.0%
Nama		8	0.3%
Namalemba		1	0.0%
Namasagali		11	0.4%
Nambeiso		3	0.1%
Namboko		7	0.3%
Namutumba		11	0.4%
Namwendwa		1	0.0%
Nangabo		3	0.1%
Nankoma		1	0.0%
Nansana Town Council		2	0.1%
Nawaikoke		10	0.4%
Nawampiti		1	0.0%
Nawandala		1	0.0%
Ndagwe		9	0.4%
Ndeiija		9	0.4%
Ndhew		1	0.0%
Nebbi		17	0.7%
Nebbi Town Council		7	0.3%
Ngai		2	0.1%
Ngarama		9	0.4%
Ngetta		19	0.8%
Ngoma		10	0.4%
Ngora		1	0.0%
Njeru Town Council		8	0.3%
Northern Division		11	0.4%
Nsangi		4	0.2%
Ntunda		1	0.0%
Ntusi		9	0.4%
Ntwete		3	0.1%
Ntwetwe Tc		4	0.2%
Nyabubare		12	0.5%
Nyabuharwa		9	0.4%
Nyakayojo		1	0.0%
Nyakishana		11	0.4%
Nyakishenyi		17	0.7%
Nyakitunda		14	0.6%
Nyakyera		13	0.5%

File : AGSEC1

subcounty_name: L2Name

Value	Label	Cases	Percentage
Nyamwamba Division		6	<div><div></div></div> 0.2%
Nyankwanzi		9	<div><div></div></div> 0.4%
Nyapea		1	<div><div></div></div> 0.0%
Nyarubuye		10	<div><div></div></div> 0.4%
Nyarusiza		10	<div><div></div></div> 0.4%
Nyenga		19	<div><div></div></div> 0.8%
Nyero		1	<div><div></div></div> 0.0%
Ogur		3	<div><div></div></div> 0.1%
Ogwette		2	<div><div></div></div> 0.1%
Okwang		1	<div><div></div></div> 0.0%
Okwerodot		9	<div><div></div></div> 0.4%
Olilm		10	<div><div></div></div> 0.4%
Omiya Anyima		1	<div><div></div></div> 0.0%
Omot		10	<div><div></div></div> 0.4%
Omugo		20	<div><div></div></div> 0.8%
Ongino		15	<div><div></div></div> 0.6%
Osukuru		1	<div><div></div></div> 0.0%
Otwal		3	<div><div></div></div> 0.1%
Pabo		1	<div><div></div></div> 0.0%
Padibe West		1	<div><div></div></div> 0.0%
Paidha Tc		13	<div><div></div></div> 0.5%
Paimol		1	<div><div></div></div> 0.0%
Pakanyi		4	<div><div></div></div> 0.2%
Pakwach		8	<div><div></div></div> 0.3%
Patiko		1	<div><div></div></div> 0.0%
Pawor		1	<div><div></div></div> 0.0%
Paya		1	<div><div></div></div> 0.0%
Pece Division		8	<div><div></div></div> 0.3%
Rengen		8	<div><div></div></div> 0.3%
Rhino Camp		1	<div><div></div></div> 0.0%
Rigbo		1	<div><div></div></div> 0.0%
Rubaare		9	<div><div></div></div> 0.4%
Rubaya		1	<div><div></div></div> 0.0%
Rubongi		7	<div><div></div></div> 0.3%
Rugando		1	<div><div></div></div> 0.0%
Rugyeyo		8	<div><div></div></div> 0.3%
Ruhaama		1	<div><div></div></div> 0.0%
Ruhinda		1	<div><div></div></div> 0.0%
Rukiri		13	<div><div></div></div> 0.5%
Rupa		1	<div><div></div></div> 0.0%
Ruyonza		10	<div><div></div></div> 0.4%
Rwengwe		11	<div><div></div></div> 0.4%

File : AGSEC1

subcounty_name: L2Name

Value	Label	Cases	Percentage
Serere Town Council		1	<div><div></div></div> 0.0%
Shuuku		1	<div><div></div></div> 0.0%
Sidok		10	<div><div></div></div> 0.4%
Sigulu Islands		7	<div><div></div></div> 0.3%
Sironko Tc		7	<div><div></div></div> 0.3%
Sisuni		12	<div><div></div></div> 0.5%
Soroti		11	<div><div></div></div> 0.4%
Southern Division		8	<div><div></div></div> 0.3%
Ssekanyonyi		7	<div><div></div></div> 0.3%
Ssi Bukunja		10	<div><div></div></div> 0.4%
Ssisia		1	<div><div></div></div> 0.0%
Tara		1	<div><div></div></div> 0.0%
Toroma		11	<div><div></div></div> 0.4%
Udupi		10	<div><div></div></div> 0.4%
Unyama		1	<div><div></div></div> 0.0%
Vurra		9	<div><div></div></div> 0.4%
Wadelai		1	<div><div></div></div> 0.0%
Wairasa		19	<div><div></div></div> 0.8%
Wakiso		4	<div><div></div></div> 0.2%
Western Division		6	<div><div></div></div> 0.2%
Wobulenzi Town Council		3	<div><div></div></div> 0.1%
Yivu		12	<div><div></div></div> 0.5%
Zeus		1	<div><div></div></div> 0.0%
Ziobwe		6	<div><div></div></div> 0.2%
Zombo Tc		11	<div><div></div></div> 0.4%

Warning: these figures indicate the number of cases found in the data file. They cannot be interpreted as summary statistics of the population of interest.

parish_code: PARISH WHERE HH IS INTERVIEWED

Information	[Type= continuous] [Format=numeric] [Range= 10120402-42611101] [Missing=*]
Statistics [NW/ W]	[Valid=2495 /-] [Invalid=0 /-]

parish_name: L3Name

Information	[Type= discrete] [Format=character] [Missing=*]
Statistics [NW/ W]	[Valid=2495 /-] [Invalid=0 /-]

Value	Label	Cases	Percentage
7/8 Ochieng Ward		2	<div><div></div></div> 0.1%
Aber East		1	<div><div></div></div> 0.0%
Aberidwogo		1	<div><div></div></div> 0.0%
Abira East Ward		11	<div><div></div></div> 0.4%
Abiting		2	<div><div></div></div> 0.1%
Abubur		2	<div><div></div></div> 0.1%

File : AGSEC1

parish_name: L3Name

Value	Label	Cases	Percentage
Abuli		1	0.0%
Abwong		8	0.3%
Acokara		1	0.0%
Acutkumu		3	0.1%
Adeknino		4	0.2%
Adellogo		9	0.4%
Adonyimo		1	0.0%
Adwoki		7	0.3%
Aganga		1	0.0%
Agengo		10	0.4%
Agonga		10	0.4%
Agururu A Ward		2	0.1%
Agwiciri		1	0.0%
Ajiba		5	0.2%
Akali		1	0.0%
Akara		2	0.1%
Akaya		5	0.2%
Akere		1	0.0%
Aketo		1	0.0%
Akoromit		9	0.4%
Akurao		11	0.4%
Alemere		1	0.0%
Aler		1	0.0%
Alir		1	0.0%
Alito		4	0.2%
Alutkot		13	0.5%
Amai		9	0.4%
Amii- aberidwogo		8	0.3%
Amunga		1	0.0%
Amuria		1	0.0%
Anepkide		10	0.4%
Angazi		10	0.4%
Angwetangwet		1	0.0%
Anyangapuc		2	0.1%
Anyola		2	0.1%
Anyomolyec		2	0.1%
Anyomorem		3	0.1%
Anzuu		9	0.4%
Aornga		2	0.1%
Apach		12	0.5%
Apuce		1	0.0%
Arapai		14	0.6%
Ariet		1	0.0%

File : AGSEC1

parish_name: L3Name

Value	Label	Cases	Percentage
Arwotngo		1	0.0%
Arwotomito		1	0.0%
Atego		1	0.0%
Atiira		1	0.0%
Atik		1	0.0%
Atinkok		2	0.1%
Atongtidi		1	0.0%
Atyak		1	0.0%
Aumi		1	0.0%
Awila		11	0.4%
Awoba		2	0.1%
Awoja		9	0.4%
Aya-yia		1	0.0%
Ayuri		1	0.0%
Bajja Ward		2	0.1%
Barongin		22	0.9%
Bbaale		1	0.0%
Bbongole		8	0.3%
Birongo		8	0.3%
Bison Maguria		1	0.0%
Bitooma		1	0.0%
Bolo		1	0.0%
Bubajjwe		4	0.2%
Bubalya		1	0.0%
Bubirumi		1	0.0%
Budaka		1	0.0%
Bufukhula		1	0.0%
Bufunda		2	0.1%
Bugarama		11	0.4%
Bugaya		10	0.4%
Bugere		8	0.3%
Bugibugi		3	0.1%
Bugomba		1	0.0%
Bugona		1	0.0%
Bugondo		5	0.2%
Bugumya		8	0.3%
Bugusege		6	0.2%
Buhozi		10	0.4%
Bujaga		1	0.0%
Bukaye		2	0.1%
Bukereere Ward		2	0.1%
Bukhoma		10	0.4%
Bukibeti		19	0.8%

File : AGSEC1

parish_name: L3Name

Value	Label	Cases	Percentage
Bukibino		10	0.4%
Bukoto I		2	0.1%
Bukoto Ii		1	0.0%
Bukoyo		8	0.3%
Bulika		1	0.0%
Bulingo		5	0.2%
Buloba		3	0.1%
Bulongo		5	0.2%
Bulugo		1	0.0%
Buluwe		7	0.3%
Buluya		9	0.4%
Bulyantete		1	0.0%
Bumaeffe		10	0.4%
Bumagambo		10	0.4%
Bumogoli		1	0.0%
Bumudu		3	0.1%
Bumukuluma		6	0.2%
Bumulika		1	0.0%
Bumulisya		7	0.3%
Bumusomi		1	0.0%
Bupala		9	0.4%
Bura		10	0.4%
Busaale		1	0.0%
Busega		2	0.1%
Bushunya		8	0.3%
Busiika		1	0.0%
Busimaolya		8	0.3%
Busunju Ward		4	0.2%
Busuyi		9	0.4%
Buteba		10	0.4%
Butema		1	0.0%
Butoole		1	0.0%
Butsebeni		1	0.0%
Butulume		3	0.1%
Butunduzi		8	0.3%
Buwagi		10	0.4%
Buwuni Rural		1	0.0%
Buyiisa		7	0.3%
Buzibweera Ward		5	0.2%
Bwaise Ii		1	0.0%
Bwesa		10	0.4%
Bweyogerere		3	0.1%
Bwiri		1	0.0%

File : AGSEC1

parish_name: L3Name

Value	Label	Cases	Percentage
Central Ward		15	0.6%
Chegere		9	0.4%
Chiaba		1	0.0%
Degiba		10	0.4%
Diima		1	0.0%
Dogapio		10	0.4%
Dooba		9	0.4%
Dranzipi		1	0.0%
Driwala		1	0.0%
Eastern Ward		2	0.1%
Egamara		1	0.0%
Elenderea		1	0.0%
Gitovu		1	0.0%
Gobu		1	0.0%
Gombe		10	0.4%
Gondohera		10	0.4%
Greenland		1	0.0%
Gwanda		8	0.3%
Gwengdiya		1	0.0%
Ibaare		8	0.3%
Ibanda		12	0.5%
Idinda		1	0.0%
Iggwe		1	0.0%
Ikumbya		10	0.4%
Ilee		1	0.0%
Industrial		7	0.3%
Industrial Area		1	0.0%
Ireda West		2	0.1%
Iriaga		2	0.1%
Ivunamba		9	0.4%
Iwal		13	0.5%
Juma		10	0.4%
Jupangira		1	0.0%
Kabaare		1	0.0%
Kabbega		1	0.0%
Kabegaramire		1	0.0%
Kabigi		1	0.0%
Kabimbiri		17	0.7%
Kabukye		10	0.4%
Kabule		1	0.0%
Kabwalin		1	0.0%
Kachaboi		1	0.0%
Kachinga (tb)		9	0.4%

File : AGSEC1

parish_name: L3Name

Value	Label	Cases	Percentage
Kafunjo		1	0.0%
Kagaaga		9	0.4%
Kagamba		10	0.4%
Kagarama		1	0.0%
Kagumba		1	0.0%
Kaharo		7	0.3%
Kahendero		9	0.4%
Kahoko		10	0.4%
Kahokya		12	0.5%
Kahungye		1	0.0%
Kajamaka		1	0.0%
Kakakala		6	0.2%
Kakayo		1	0.0%
Kakiika		5	0.2%
Kakinga Ward		7	0.3%
Kakoba		6	0.2%
Kakoma		1	0.0%
Kakoma Parish		14	0.6%
Kakus Ward		1	0.0%
Kal		1	0.0%
Kalagala		10	0.4%
Kalanamu		6	0.2%
Kaliiro		1	0.0%
Kalowang		9	0.4%
Kalupo		1	0.0%
Kaluuba		1	0.0%
Kamaturu		6	0.2%
Kamira		1	0.0%
Kamuda		1	0.0%
Kamuli		2	0.1%
Kamuli Sabawali		5	0.2%
Kamusongole		1	0.0%
Kamuzinda		1	0.0%
Kangondo		5	0.2%
Kanyanya		8	0.3%
Kapeeka		1	0.0%
Karambi		10	0.4%
Karembe		1	0.0%
Karongo		1	0.0%
Karwenyi		10	0.4%
Kasaana		8	0.3%
Kasanje		1	0.0%
Kasejjere		4	0.2%

File : AGSEC1

parish_name: L3Name

Value	Label	Cases	Percentage
Kasenge		4	<div></div> 0.2%
Kashojwa		7	<div></div> 0.3%
Kashozi		1	<div></div> 0.0%
Kasimeri		10	<div></div> 0.4%
Kasoigo		7	<div></div> 0.3%
Kasokero		10	<div></div> 0.4%
Kasolwe		1	<div></div> 0.0%
Kassaazi		7	<div></div> 0.3%
Kassanda Town Board		1	<div></div> 0.0%
Kasula		10	<div></div> 0.4%
Kasunganyanja		8	<div></div> 0.3%
Katanga		7	<div></div> 0.3%
Katanga Ward		2	<div></div> 0.1%
Kataraaka		12	<div></div> 0.5%
Katatenga		1	<div></div> 0.0%
Katembe		1	<div></div> 0.0%
Katende		5	<div></div> 0.2%
Kateta		1	<div></div> 0.0%
Kati		10	<div></div> 0.4%
Katogo Ward		3	<div></div> 0.1%
Katonte		9	<div></div> 0.4%
Katoogo		6	<div></div> 0.2%
Katuugo		1	<div></div> 0.0%
Katwe		1	<div></div> 0.0%
Kayanja		1	<div></div> 0.0%
Kibaare		2	<div></div> 0.1%
Kibibi		11	<div></div> 0.4%
Kibimba		11	<div></div> 0.4%
Kibingo		1	<div></div> 0.0%
Kibukwa		2	<div></div> 0.1%
Kibuuka		8	<div></div> 0.3%
Kidera		6	<div></div> 0.2%
Kidiki		1	<div></div> 0.0%
Kiduuzi Ward		1	<div></div> 0.0%
Kigenya		1	<div></div> 0.0%
Kihamba		2	<div></div> 0.1%
Kijanju		8	<div></div> 0.3%
Kijuguta		2	<div></div> 0.1%
Kijuna		9	<div></div> 0.4%
Kikaaya		1	<div></div> 0.0%
Kikokwa		1	<div></div> 0.0%
Kikongi		8	<div></div> 0.3%
Kikwaya		9	<div></div> 0.4%

File : AGSEC1

parish_name: L3Name

Value	Label	Cases	Percentage
Kimaanya		1	0.0%
Kimuli		4	0.2%
Kinambogo		7	0.3%
Kinoni		1	0.0%
Kiraaro		10	0.4%
Kiragura		12	0.5%
Kirasa		8	0.3%
Kiryoka		10	0.4%
Kisaikye		11	0.4%
Kisekende Ward		3	0.1%
Kisojjo Ward		4	0.2%
Kisugu		1	0.0%
Kisuura Parish		2	0.1%
Kitaihuka		9	0.4%
Kitamba		7	0.3%
Kitanaba		1	0.0%
Kitanga		9	0.4%
Kitende		1	0.0%
Kitimba		9	0.4%
Kitodha		1	0.0%
Kitojo		1	0.0%
Kitongole		10	0.4%
Kitonya		8	0.3%
Kitooro- kyazanga Town Board		10	0.4%
Kitovu		9	0.4%
Kitumbi		1	0.0%
Kitwe		9	0.4%
Kitwe Central		1	0.0%
Kivuuvu		5	0.2%
Kiwenda		1	0.0%
Kiyanja		10	0.4%
Kiziba		19	0.8%
Kizibawo		1	0.0%
Kizinga		10	0.4%
Kobaale		1	0.0%
Koch		8	0.3%
Kongoto		11	0.4%
Kongunga		10	0.4%
Kono		10	0.4%
Kooki Ward		2	0.1%
Kotido Central Ward		1	0.0%

File : AGSEC1

parish_name: L3Name

Value	Label	Cases	Percentage
Kotido Rural		1	0.0%
Kotyang		8	0.3%
Kwarikwar		1	0.0%
Kyabandara		8	0.3%
Kyabazala		1	0.0%
Kyakasa		3	0.1%
Kyambogo		3	0.1%
Kyamulibwa Town Board		1	0.0%
Kyamuyimbwa		1	0.0%
Kyanamira		9	0.4%
Kyangwali		7	0.3%
Kyanja		1	0.0%
Kyaruhanga		6	0.2%
Kyerima		9	0.4%
Kyesiiga		4	0.2%
Labala		1	0.0%
Labongo		4	0.2%
Lapainat East		1	0.0%
Lazebu		8	0.3%
Liri		1	0.0%
Liwa		1	0.0%
Lobongia		8	0.3%
Lobuneit Ward		6	0.2%
Logoba		1	0.0%
Lomuno		9	0.4%
Losilang		6	0.2%
Luba		1	0.0%
Lubya		2	0.1%
Lugbari		1	0.0%
Lugoba		10	0.4%
Lugolole		1	0.0%
Lugusulu		9	0.4%
Lukee		1	0.0%
Lukone		4	0.2%
Lwala		2	0.1%
Lyakisana		7	0.3%
Mabona		12	0.5%
Madi- Kiloc		1	0.0%
Mafudu		1	0.0%
Magamaga Town Board		10	0.4%
Majengo		1	0.0%

File : AGSEC1

parish_name: L3Name

Value	Label	Cases	Percentage
Makanga-ndorwa		11	<div></div> 0.4%
Makenya		1	<div></div> 0.0%
Makukuulu		1	<div></div> 0.0%
Malukhu Ward		3	<div></div> 0.1%
Manago		1	<div></div> 0.0%
Mango		1	<div></div> 0.0%
Masajja		1	<div></div> 0.0%
Masaloa		1	<div></div> 0.0%
Masese Ward		2	<div></div> 0.1%
Masooli		3	<div></div> 0.1%
Mayanja		1	<div></div> 0.0%
Mbazzi		9	<div></div> 0.4%
Mbirizi		9	<div></div> 0.4%
Mengo Ward		3	<div></div> 0.1%
Merikit(tb)		1	<div></div> 0.0%
Mikombe		1	<div></div> 0.0%
Mishenyi		1	<div></div> 0.0%
Moruita		1	<div></div> 0.0%
Mpumudde		9	<div></div> 0.4%
Mugandu		1	<div></div> 0.0%
Mugarutsya		8	<div></div> 0.3%
Mukale		7	<div></div> 0.3%
Muko Ward		3	<div></div> 0.1%
Mulanda		9	<div></div> 0.4%
Mutto		1	<div></div> 0.0%
Mutukula		3	<div></div> 0.1%
Mutungo		1	<div></div> 0.0%
Muwebwa		1	<div></div> 0.0%
Muyinayina		1	<div></div> 0.0%
Muyumbu		1	<div></div> 0.0%
Mwera		10	<div></div> 0.4%
Mwitanzige		10	<div></div> 0.4%
Nabiganda		10	<div></div> 0.4%
Nabikakala		2	<div></div> 0.1%
Nabirumba I		1	<div></div> 0.0%
Nabitambala		9	<div></div> 0.4%
Nabiteete		10	<div></div> 0.4%
Nabyoto		1	<div></div> 0.0%
Nachukul		11	<div></div> 0.4%
Naitakwae		9	<div></div> 0.4%
Nakabale Ward		9	<div></div> 0.4%
Nakadeli		1	<div></div> 0.0%
Nakagongo		1	<div></div> 0.0%

File : AGSEC1

parish_name: L3Name

Value	Label	Cases	Percentage
Nakalama		3	0.1%
Nakalembe		20	0.8%
Nakasenyi		9	0.4%
Nakazzadde Ward		1	0.0%
Nalubwoyo		1	0.0%
Nalugai		7	0.3%
Nalugala		2	0.1%
Nalutuntu		1	0.0%
Namabu		9	0.4%
Namagabi Ward		6	0.2%
Namengo Ward		5	0.2%
Nampologoma		9	0.4%
Nampongwe		7	0.3%
Namthin Ward		7	0.3%
Namubiru		1	0.0%
Namusale		10	0.4%
Nankoma		1	0.0%
Nansololo		1	0.0%
Nathinyonoit		1	0.0%
Natyole		1	0.0%
Nawangaiza		1	0.0%
Nawansagwa		11	0.4%
Nawapanda		8	0.3%
Nekuku		1	0.0%
Ngereko		1	0.0%
Ngoma		7	0.3%
Nicu Parish		7	0.3%
Njeru West Ward		8	0.3%
Nkombe		1	0.0%
Nkono Ward		2	0.1%
Nsoono		8	0.3%
Ntiba		2	0.1%
Ntuusi		1	0.0%
Nyabiteete		10	0.4%
Nyabubare		11	0.4%
Nyabuharwa		8	0.3%
Nyakagongo		6	0.2%
Nyakaikara		7	0.3%
Nyakarongo		1	0.0%
Nyakatoma		1	0.0%
Nyalakot		1	0.0%
Nyamasa Parish		7	0.3%

File : AGSEC1

parish_name: L3Name

Value	Label	Cases	Percentage
Nyanga		9	0.4%
Nyantabooma		9	0.4%
Nyantsimbo Ward		1	0.0%
Nyarubungo		1	0.0%
Nyarubungo Ii		1	0.0%
Nyarutojo		1	0.0%
Nyarwimuka		1	0.0%
Nyibola Ward		6	0.2%
Nyongozi		1	0.0%
Ober		1	0.0%
Obim		2	0.1%
Obotia		11	0.4%
Ocokican		1	0.0%
Oduluba		4	0.2%
Odwarat		1	0.0%
Ogusi		1	0.0%
Ojapi		1	0.0%
Ojul		10	0.4%
Okapi Ward		8	0.3%
Okee		1	0.0%
Okomo		1	0.0%
Okouba		1	0.0%
Okwaloamara		1	0.0%
Olua		1	0.0%
Omach		1	0.0%
Ombia		1	0.0%
Omee		10	0.4%
Omito		1	0.0%
Omoladyang		1	0.0%
Omurang		16	0.6%
Omuroka		20	0.8%
Ongino		3	0.1%
Ongura		1	0.0%
Opuyo		11	0.4%
Orupoe		1	0.0%
Orupu		8	0.3%
Otangocinge		1	0.0%
Otumbari		9	0.4%
Otumpili		10	0.4%
Pachua		1	0.0%
Pagen		1	0.0%
Pager B Parish		1	0.0%
Paibona		1	0.0%

File : AGSEC1

parish_name: L3Name

Value	Label	Cases	Percentage
Paibwor		9	0.4%
Paidwe		1	0.0%
Pakadha		2	0.1%
Pakayo		10	0.4%
Pakeyo		1	0.0%
Paley		1	0.0%
Palorinya		2	0.1%
Palwo		12	0.5%
Pamujo		10	0.4%
Panduku		1	0.0%
Panyangasi		1	0.0%
Papoga		1	0.0%
Pawel Ward		8	0.3%
Paya		1	0.0%
Pece Prison		1	0.0%
Pugwenyi		1	0.0%
Pumit		1	0.0%
Punena		1	0.0%
Rigbonga		7	0.3%
Robu		9	0.4%
Ruhiira		14	0.6%
Rukondo		10	0.4%
Rukongi		10	0.4%
Rushere		1	0.0%
Rutooma Ward		4	0.2%
Rwambu		1	0.0%
Rwamukoora		8	0.3%
Rwengwe		10	0.4%
Ryamiyonga		1	0.0%
Sagazi		8	0.3%
Salaama		1	0.0%
Scheme		6	0.2%
Sekanyonyi		1	0.0%
South Ward		5	0.2%
South West Ward		1	0.0%
Southern Ward		1	0.0%
Ssazi		1	0.0%
Ssumbwe		1	0.0%
Tank		4	0.2%
Tenge		10	0.4%
Tongolo		10	0.4%
Ttamu		7	0.3%
Tuba		8	0.3%

File : AGSEC1

parish_name: L3Name

Value	Label	Cases	Percentage
Tukaliri		10	<div></div> 0.4%
Ubbi		9	<div></div> 0.4%
Unyama		1	<div></div> 0.0%
Walela		1	<div></div> 0.0%
Wangobo		6	<div></div> 0.2%
Ward I		10	<div></div> 0.4%
West Ward		1	<div></div> 0.0%
Western Ward		15	<div></div> 0.6%
Wirao		1	<div></div> 0.0%
Wobulenzi Central		3	<div></div> 0.1%
Yakinemiji		13	<div></div> 0.5%
Zambia		1	<div></div> 0.0%
Zingili Ward		1	<div></div> 0.0%
Zuma		1	<div></div> 0.0%

Warning: these figures indicate the number of cases found in the data file. They cannot be interpreted as summary statistics of the population of interest.

h1aq5: Enumeration Area (EA)

Information	[Type= discrete] [Format=numeric] [Missing=*]
Statistics [NW/ W]	[Valid=0 /-] [Invalid=2495 /-]

Value	Label	Cases	Percentage
Sysmiss		2495	

Warning: these figures indicate the number of cases found in the data file. They cannot be interpreted as summary statistics of the population of interest.

ea: EA

Information	[Type= continuous] [Format=numeric] [Range= 1-430] [Missing=*]
Statistics [NW/ W]	[Valid=2495 /-] [Invalid=0 /-]

HHID_old: Household Identifier to Link Data to Previous Waves (2005/06 - 2011/12)

Information	[Type= discrete] [Format=numeric] [Range= 1013000201-3.0108300200205e+15] [Missing=*]
Statistics [NW/ W]	[Valid=1520 /-] [Invalid=975 /-]

rotate: Household rotation status

Information	[Type= discrete] [Format=numeric] [Range= 0-2] [Missing=*]
Statistics [NW/ W]	[Valid=2495 /-] [Invalid=0 /-]

Value	Label	Cases	Percentage
0	rotated in 2013/14	975	<div></div> 39.1%
1	Covered in wave 2011/12	1520	<div></div> 60.9%
2	split-off in 2013/14	0	

Warning: these figures indicate the number of cases found in the data file. They cannot be interpreted as summary statistics of the population of interest.

wgt: Weight

Information	[Type= continuous] [Format=numeric] [Range= 314.975738525391-6452.8603515625] [Missing=*]
Statistics [NW/ W]	[Valid=2495 /-] [Invalid=0 /-]

File : AGSEC1			
# wave: Wave			
Information	[Type= discrete] [Format=numeric] [Range= 4-4] [Missing=*]		
Statistics [NW/ W]	[Valid=2495 /-] [Invalid=0 /-]		
Value	Label	Cases	Percentage
4		2495	<div></div> 100.0%
Warning: these figures indicate the number of cases found in the data file. They cannot be interpreted as summary statistics of the population of interest.			
# a1bq6: Response Code			
Information	[Type= discrete] [Format=numeric] [Range= 1-3] [Missing=*]		
Statistics [NW/ W]	[Valid=2483 /-] [Invalid=12 /-]		
Value	Label	Cases	Percentage
1	Completed	2459	<div></div> 99.0%
2	Partially Done	7	<div></div> 0.3%
3	Not Done	17	<div></div> 0.7%
Sysmiss		12	
Warning: these figures indicate the number of cases found in the data file. They cannot be interpreted as summary statistics of the population of interest.			
# a1bq7: Response Code Agriculture Visit 2			
Information	[Type= discrete] [Format=numeric] [Range= 1-3] [Missing=*]		
Statistics [NW/ W]	[Valid=1957 /-] [Invalid=538 /-]		
Value	Label	Cases	Percentage
1	Completed	1921	<div></div> 98.2%
2	Partially Done	7	<div></div> 0.4%
3	Not Done	29	<div></div> 1.5%
Sysmiss		538	
Warning: these figures indicate the number of cases found in the data file. They cannot be interpreted as summary statistics of the population of interest.			
# a1bq8: If the household is not able to participate in the survey, give reason.			
Information	[Type= discrete] [Format=numeric] [Range= 1-6] [Missing=*]		
Statistics [NW/ W]	[Valid=40 /-] [Invalid=2455 /-]		
Value	Label	Cases	Percentage
1	Refused	6	<div></div> 15.0%
2	Household members cannot be found	10	<div></div> 25.0%
3	Working outside the area	1	<div></div> 2.5%
6	Other (specify)	23	<div></div> 57.5%
Sysmiss		2455	
Warning: these figures indicate the number of cases found in the data file. They cannot be interpreted as summary statistics of the population of interest.			
# day_v1: First visit day of interview			
Information	[Type= discrete] [Format=character] [Missing=*]		
Statistics [NW/ W]	[Valid=2411 /-] [Invalid=0 /-]		
Value	Label	Cases	Percentage
01		56	<div></div> 2.3%
02		47	<div></div> 1.9%
03		39	<div></div> 1.6%
04		24	<div></div> 1.0%

File : AGSEC1

day_v1: First visit day of interview

Value	Label	Cases	Percentage
05		33	1.4%
06		35	1.5%
07		33	1.4%
08		37	1.5%
09		25	1.0%
10		65	2.7%
11		70	2.9%
12		51	2.1%
13		82	3.4%
14		84	3.5%
15		79	3.3%
16		111	4.6%
17		148	6.1%
18		159	6.6%
19		138	5.7%
20		157	6.5%
21		133	5.5%
22		122	5.1%
23		113	4.7%
24		100	4.1%
25		68	2.8%
26		90	3.7%
27		98	4.1%
28		79	3.3%
29		73	3.0%
30		51	2.1%
31		11	0.5%

Warning: these figures indicate the number of cases found in the data file. They cannot be interpreted as summary statistics of the population of interest.

month_v1: First visit month of interview

Information		[Type= discrete] [Format=character] [Missing=*]	
Statistics [NW/ W]		[Valid=2411 +/-] [Invalid=0 +/-]	
Value	Label	Cases	Percentage
01		415	<div></div> 17.2%
02		444	<div></div> 18.4%
03		23	<div></div> 1.0%
04		21	<div></div> 0.9%
05		21	<div></div> 0.9%
06		23	<div></div> 1.0%
07		42	<div></div> 1.7%
08		61	<div></div> 2.5%
09		99	<div></div> 4.1%
10		548	<div></div> 22.7%
11		392	<div></div> 16.3%

File : AGSEC1

month_v1: First visit month of interview

Value	Label	Cases	Percentage
12		322	 13.4%

Warning: these figures indicate the number of cases found in the data file. They cannot be interpreted as summary statistics of the population of interest.

year_v1: First visit year of interview






























Information	[Type= discrete] [Format=character] [Missing=*]
Statistics [NW/ W]	[Valid=2411 /-] [Invalid=0 /-]

Value	Label	Cases	Percentage
2013		1313	 54.5%
2014		1098	 45.5%

Warning: these figures indicate the number of cases found in the data file. They cannot be interpreted as summary statistics of the population of interest.



day_v2: Second visit day of interview

Information	[Type= discrete] [Format=character] [Missing=*]
Statistics [NW/ W]	[Valid=2222 /-] [Invalid=0 /-]

Value	Label	Cases	Percentage
01		46	 2.1%
02		60	 2.7%
03		45	 2.0%
04		26	 1.2%
05		36	 1.6%
06		33	 1.5%
07		38	 1.7%
08		41	 1.8%
09		37	 1.7%
10		74	 3.3%
11		56	 2.5%
12		56	 2.5%
13		76	 3.4%
14		83	 3.7%
15		74	 3.3%
16		84	 3.8%
17		105	 4.7%
18		66	 3.0%
19		71	 3.2%
20		85	 3.8%
21		101	 4.5%
22		133	 6.0%
23		103	 4.6%
24		127	 5.7%
25		99	 4.5%
26		92	 4.1%
27		95	 4.3%
28		105	 4.7%
29		67	 3.0%

File : AGSEC1












day_v2: Second visit day of interview

Value	Label	Cases	Percentage
30		56	 2.5%
31		52	 2.3%

Warning: these figures indicate the number of cases found in the data file. They cannot be interpreted as summary statistics of the population of interest.

month_v2: Second visit month of interview

Information	[Type= discrete] [Format=character] [Missing=*]
Statistics [NW/ W]	[Valid=2222 /-] [Invalid=0 /-]

Value	Label	Cases	Percentage
01		129	 5.8%
02		145	 6.5%
03		226	 10.2%
04		378	 17.0%
05		284	 12.8%
06		346	 15.6%
07		280	 12.6%
08		378	 17.0%
09		3	 0.1%
10		52	 2.3%
11		1	 0.0%

Warning: these figures indicate the number of cases found in the data file. They cannot be interpreted as summary statistics of the population of interest.

year_v2: Second visit year of interview



Information	[Type= discrete] [Format=character] [Missing=*]
Statistics [NW/ W]	[Valid=2222 /-] [Invalid=0 /-]

Value	Label	Cases	Percentage
2013		1	 0.0%
2014		2221	 100.0%

Warning: these figures indicate the number of cases found in the data file. They cannot be interpreted as summary statistics of the population of interest.

nonresp: Response code

Information	[Type= discrete] [Format=numeric] [Range= 1-3] [Missing=*]
Statistics [NW/ W]	[Valid=2495 /-] [Invalid=0 /-]

Value	Label	Cases	Percentage
1	Completed	2494	 100.0%
2	Partially done	1	 0.0%
3	Not done	0	

Warning: these figures indicate the number of cases found in the data file. They cannot be interpreted as summary statistics of the population of interest.

File : AGSEC2A			
# HHID: Household ID			
Information		[Type= discrete] [Format=numeric] [Range= 1100401-430100401] [Missing=*]	
Statistics [NW/ W]		[Valid=4142 /-] [Invalid=0 /-]	
# parcelID: AParcel			
Information		[Type= discrete] [Format=numeric] [Range= 1-10] [Missing=*]	
Statistics [NW/ W]		[Valid=4142 /-] [Invalid=0 /-]	
Value	Label	Cases	Percentage
1		2074	<div><div></div></div> 50.1%
2		1140	<div><div></div></div> 27.5%
3		577	<div><div></div></div> 13.9%
4		237	<div><div></div></div> 5.7%
5		84	<div><div></div></div> 2.0%
6		20	<div><div></div></div> 0.5%
7		4	<div><div></div></div> 0.1%
8		3	<div><div></div></div> 0.1%
9		2	<div><div></div></div> 0.0%
10		1	<div><div></div></div> 0.0%
Warning: these figures indicate the number of cases found in the data file. They cannot be interpreted as summary statistics of the population of interest.			
# a2aq1owned: A2BQ1:Ownership			
Information		[Type= discrete] [Format=numeric] [Range= 1-2] [Missing=*]	
Statistics [NW/ W]		[Valid=4142 /-] [Invalid=0 /-]	
Value	Label	Cases	Percentage
1	Owned	4142	<div><div></div></div> 100.0%
2	Access / Use Rights	0	
Warning: these figures indicate the number of cases found in the data file. They cannot be interpreted as summary statistics of the population of interest.			
# a2aq4: A2BQ4: Size of the Parcel in Acres			
Information		[Type= continuous] [Format=numeric] [Range= 0.00999999977648258-48] [Missing=*]	
Statistics [NW/ W]		[Valid=1917 /-] [Invalid=2225 /-]	
# a2aq5: A2BQ5:Size of this parcel in acres- Farmer estimation			
Information		[Type= continuous] [Format=numeric] [Range= 0.0199999995529652-70] [Missing=*]	
Statistics [NW/ W]		[Valid=4142 /-] [Invalid=0 /-]	
# a2aq5_1: Parcel_Resp: Record member of household who is the respondent for each parcel.			
Information		[Type= continuous] [Format=numeric] [Range= 110001-43010001] [Missing=*]	
Statistics [NW/ W]		[Valid=4141 /-] [Invalid=1 /-]	
# a2aq5_2: Were you able to visit the parcel to record the GPS measurement?			
Information		[Type= discrete] [Format=numeric] [Range= 1-2] [Missing=*]	
Statistics [NW/ W]		[Valid=4132 /-] [Invalid=10 /-]	
Value	Label	Cases	Percentage
1	Yes	1974	<div><div></div></div> 47.8%
2	No	2158	<div><div></div></div> 52.2%
Sysmiss		10	

File : AGSEC2A

a2aq5_2: Were you able to visit the parcel to record the GPS measurement?

Warning: these figures indicate the number of cases found in the data file. They cannot be interpreted as summary statistics of the population of interest.

a2aq5_2_1: Why was the GPS measurement not captured?

Information [Type= discrete] [Format=numeric] [Range= 1-4] [Missing=*]

Statistics [NW/ W] [Valid=2158 /-] [Invalid=1984 /-]

Value	Label	Cases	Percentage
1	Outside of LC1	1124	52.1%
2	Inside LC1 but owner refused	509	23.6%
3	Inside LC1 but not accessible	273	12.7%
4	Other (specify)	252	11.7%
Sysmiss		1984	

Warning: these figures indicate the number of cases found in the data file. They cannot be interpreted as summary statistics of the population of interest.

a2aq6: A2BQ6:Location: How long does it take to travel from the homestead to this parce

Information [Type= discrete] [Format=numeric] [Range= 1-5] [Missing=*]

Statistics [NW/ W] [Valid=4142 /-] [Invalid=0 /-]

Value	Label	Cases	Percentage
1	Less than 15min	2350	56.7%
2	15min-30min	734	17.7%
3	30min-60min	596	14.4%
4	1hour-2hours	391	9.4%
5	Over 2 hours	71	1.7%

Warning: these figures indicate the number of cases found in the data file. They cannot be interpreted as summary statistics of the population of interest.

a2aq7: A2BQ6:Tenure System

Information [Type= discrete] [Format=numeric] [Range= 1-6] [Missing=*]

Statistics [NW/ W] [Valid=4142 /-] [Invalid=0 /-]

Value	Label	Cases	Percentage
1	Freehold	1879	45.4%
2	Leasehold	131	3.2%
3	Mailo	88	2.1%
4	Customary	2042	49.3%
6	Other(Specify)	2	0.0%

Warning: these figures indicate the number of cases found in the data file. They cannot be interpreted as summary statistics of the population of interest.

a2aq8: A2Aq8:How did you acquire this parcel?

Information [Type= discrete] [Format=numeric] [Range= 1-6] [Missing=*]

Statistics [NW/ W] [Valid=4142 /-] [Invalid=0 /-]

Value	Label	Cases	Percentage
1	Purchased	1238	29.9%
2	Inherited or received as gift	2846	68.7%
3	Leased-in	17	0.4%
4	Just walked in (cleared)	33	0.8%
5	Do not know	3	0.1%
6	Other (Specify)	5	0.1%

Warning: these figures indicate the number of cases found in the data file. They cannot be interpreted as summary statistics of the population of interest.

File : AGSEC2A			
# a2aq9: A2AQ9:In which year did you first acquire this parcel?			
Information		[Type= continuous] [Format=numeric] [Range= 2-9999] [Missing=*]	
Statistics [NW/ W]		[Valid=4142 /-] [Invalid=0 /-]	
# a2aq10: A2AQ10:Do you currently have access to this parcel?			
Information		[Type= discrete] [Format=numeric] [Range= 1-2] [Missing=*]	
Statistics [NW/ W]		[Valid=4142 /-] [Invalid=0 /-]	
Value	Label	Cases	Percentage
1	Yes	4042	<div></div> 97.6%
2	No	100	<div></div> 2.4%
Warning: these figures indicate the number of cases found in the data file. They cannot be interpreted as summary statistics of the population of interest.			
# a2aq11a: What was or is the primary use of the parcel during the 1st cropping season 201			
Information		[Type= discrete] [Format=numeric] [Range= 1-96] [Missing=*]	
Statistics [NW/ W]		[Valid=4142 /-] [Invalid=0 /-]	
Value	Label	Cases	Percentage
1	Own Cultivated (annual crops)	2588	<div></div> 62.5%
2	Own Cultivated (perennial crops)	1047	<div></div> 25.3%
3	Rented-out	34	<div></div> 0.8%
4	Cultivated by mailo tenant	0	
5	Fallow	315	<div></div> 7.6%
6	Pasture	116	<div></div> 2.8%
7	Woodlot/Forest	13	<div></div> 0.3%
96	Other (specify)	29	<div></div> 0.7%
Warning: these figures indicate the number of cases found in the data file. They cannot be interpreted as summary statistics of the population of interest.			
# a2aq11b: What was or is the primary use of the parcel during the 2nd cropping season 2013			
Information		[Type= discrete] [Format=numeric] [Range= 1-96] [Missing=*]	
Statistics [NW/ W]		[Valid=4142 /-] [Invalid=0 /-]	
Value	Label	Cases	Percentage
1	Own Cultivated (annual crops)	2390	<div></div> 57.7%
2	Own Cultivated (perennial crops)	963	<div></div> 23.2%
3	Rented-out	36	<div></div> 0.9%
4	Cultivated by mailo tenant	0	
5	Fallow	584	<div></div> 14.1%
6	Pasture	109	<div></div> 2.6%
7	Woodlot/Forest	13	<div></div> 0.3%
96	Other (specify)	47	<div></div> 1.1%
Warning: these figures indicate the number of cases found in the data file. They cannot be interpreted as summary statistics of the population of interest.			
# a2aq12: A2AQ12:What was the most recent year/agricultural season in which the parcel was			
Information		[Type= continuous] [Format=numeric] [Range= 999-9999] [Missing=*]	
Statistics [NW/ W]		[Valid=4142 /-] [Invalid=0 /-]	
# a2aq13a: A2AQ13a:How many consecutive years was this parcel left fallow ?			
Information		[Type= continuous] [Format=numeric] [Range= 0-26] [Missing=*]	
Statistics [NW/ W]		[Valid=495 /-] [Invalid=3647 /-]	

File : AGSEC2A

a2aq13b: A2AQ13b:How many consecutive years was the parcel left fallow this last time and

Information	[Type= discrete] [Format=numeric] [Range= 1-3] [Missing=*]
Statistics [NW/ W]	[Valid=494 /-] [Invalid=3648 /-]

Value	Label	Cases	Percentage
1	Fallow with cover crop	91	18.4%
2	Fallow with residue incorporation	26	5.3%
3	Bare fallow	377	76.3%
Sysmiss		3648	

Warning: these figures indicate the number of cases found in the data file. They cannot be interpreted as summary statistics of the population of interest.

a2aq14: A2BQ16:How much rent did you or will you receive (if sharecropped -out give the

Information	[Type= continuous] [Format=numeric] [Range= 0-1500000] [Missing=*]
Statistics [NW/ W]	[Valid=40 /-] [Invalid=4102 /-]

a2aq15a: A2AQ15a:What proportion of the parcel did you cultivate/plant?

Information	[Type= continuous] [Format=numeric] [Range= 1-100] [Missing=*]
Statistics [NW/ W]	[Valid=3635 /-] [Invalid=507 /-]

a2aq15b: A2AQ15b:What proportion of the parcel did you cultivate/plant?

Information	[Type= continuous] [Format=numeric] [Range= 1-100] [Missing=*]
Statistics [NW/ W]	[Valid=3354 /-] [Invalid=788 /-]

a2aq16: A2BQ14:What soil type is this parcel?

Information	[Type= discrete] [Format=numeric] [Range= 1-6] [Missing=*]
Statistics [NW/ W]	[Valid=4142 /-] [Invalid=0 /-]

Value	Label	Cases	Percentage
1	Sand Loam	2042	49.3%
2	Sandy Clay Loam	1485	35.9%
3	Black Clay	591	14.3%
6	Other (Specify)	24	0.6%

Warning: these figures indicate the number of cases found in the data file. They cannot be interpreted as summary statistics of the population of interest.

a2aq17: A2BQ15:What soil/land quality is in this parcel?

Information	[Type= discrete] [Format=numeric] [Range= 1-3] [Missing=*]
Statistics [NW/ W]	[Valid=4142 /-] [Invalid=0 /-]

Value	Label	Cases	Percentage
1	Good	2704	65.3%
2	Fair	1289	31.1%
3	Poor	149	3.6%

Warning: these figures indicate the number of cases found in the data file. They cannot be interpreted as summary statistics of the population of interest.

a2aq18: A2BQ16:What is the main water source to this parcel?

Information	[Type= discrete] [Format=numeric] [Range= 1-3] [Missing=*]
Statistics [NW/ W]	[Valid=4142 /-] [Invalid=0 /-]

Value	Label	Cases	Percentage
1	Irrigated	26	0.6%
2	Rain-fed	4064	98.1%

File : AGSEC2A

a2aq18: A2BQ16:What is the main water source to this parcel?

Value	Label	Cases	Percentage
3	Swamp/Wetland	52	1.3%

Warning: these figures indicate the number of cases found in the data file. They cannot be interpreted as summary statistics of the population of interest.

a2aq19: A2BQ17:In general, what is the topography of this parcel?

Information	[Type= discrete] [Format=numeric] [Range= 1-6] [Missing=*]
Statistics [NW/ W]	[Valid=4142 /-] [Invalid=0 /-]

Value	Label	Cases	Percentage
1	Hilly	197	4.8%
2	Flat	2257	54.5%
3	Gentle Slope	1428	34.5%
4	Steep Slope	222	5.4%
5	Valley	37	0.9%
6	Other (Specify)	1	0.0%

Warning: these figures indicate the number of cases found in the data file. They cannot be interpreted as summary statistics of the population of interest.

a2aq20: A2BQ18:During the last completed season, were there any problems with erosion in

Information	[Type= discrete] [Format=numeric] [Range= 1-2] [Missing=*]
Statistics [NW/ W]	[Valid=4142 /-] [Invalid=0 /-]

Value	Label	Cases	Percentage
1	Yes	450	10.9%
2	No	3692	89.1%

Warning: these figures indicate the number of cases found in the data file. They cannot be interpreted as summary statistics of the population of interest.

a2aq21: A2BQ19: What was the cause of these erosion problems?

Information	[Type= discrete] [Format=numeric] [Range= 1-6] [Missing=*]
Statistics [NW/ W]	[Valid=450 /-] [Invalid=3692 /-]

Value	Label	Cases	Percentage
1	Terrain	185	41.1%
2	Flooding	227	50.4%
3	Wind	2	0.4%
4	Animals	1	0.2%
5	Cultivation	3	0.7%
6	Other (Specify)	32	7.1%
Sysmiss		3692	

Warning: these figures indicate the number of cases found in the data file. They cannot be interpreted as summary statistics of the population of interest.

a2aq22a: A2BQ20A:Is there any erosion control/water harvesting facility on this parcel?

Information	[Type= discrete] [Format=numeric] [Range= 1-11] [Missing=*]
Statistics [NW/ W]	[Valid=502 /-] [Invalid=3640 /-]

Value	Label	Cases	Percentage
1	Terraces	66	13.1%
2	Gabions/Sandbags	10	2.0%
3	Vetiver grass	7	1.4%
4	Tree belts	3	0.6%
5	Water harvest bunds	4	0.8%

File : AGSEC2A

a2aq22a: A2BQ20A:Is there any erosion control/water harvesting facility on this parcel?

Value	Label	Cases	Percentage
6	Drainage ditches	231	46.0%
7	Dam	3	0.6%
8	None	163	32.5%
9	Stone bunds	7	1.4%
10	Earth bunds	5	1.0%
11	Other (Specify)	3	0.6%
Sysmiss		3640	

Warning: these figures indicate the number of cases found in the data file. They cannot be interpreted as summary statistics of the population of interest.

a2aq22b: A2BQ20B:Is there any erosion control/water harvesting facility on this parcel?

Information	[Type= discrete] [Format=numeric] [Range= 1-11] [Missing=*]
Statistics [NW/ W]	[Valid=338 /-] [Invalid=3804 /-]

Value	Label	Cases	Percentage
1	Terraces	21	6.2%
2	Gabions/Sandbags	7	2.1%
3	Vetiver grass	7	2.1%
4	Tree belts	0	
5	Water harvest bunds	6	1.8%
6	Drainage ditches	75	22.2%
7	Dam	1	0.3%
8	None	213	63.0%
9	Stone bunds	1	0.3%
10	Earth bunds	2	0.6%
11	Other (Specify)	5	1.5%
Sysmiss		3804	

Warning: these figures indicate the number of cases found in the data file. They cannot be interpreted as summary statistics of the population of interest.

a2aq23: A2AQ23:Does this parcel have a formal certificate of title or customary certific

Information	[Type= discrete] [Format=numeric] [Range= 1-4] [Missing=*]
Statistics [NW/ W]	[Valid=4142 /-] [Invalid=0 /-]

Value	Label	Cases	Percentage
1	Certificate Of Title	258	6.2%
2	Certificate of Customary Ownership	254	6.1%
3	Certificate Of Occupancy	394	9.5%
4	No Document	3236	78.1%

Warning: these figures indicate the number of cases found in the data file. They cannot be interpreted as summary statistics of the population of interest.

a2aq24a: A2A24A:Who has the use rights to [A2BQ3] Parcel?(1st Per

Information	[Type= continuous] [Format=numeric] [Range= 110001-99999999] [Missing=*]
Statistics [NW/ W]	[Valid=3256 /-] [Invalid=886 /-]

a2aq24b: A2A24B:Who has the Ownership rights to [A2BQ3] Parcel?(2

Information	[Type= continuous] [Format=numeric] [Range= 3604023-99999999] [Missing=*]
Statistics [NW/ W]	[Valid=2547 /-] [Invalid=1595 /-]

File : AGSEC2A			
# a2aq25: A2AQ25:Have you ever been concerned that somebody might dispute your ownership/			
Information		[Type= discrete] [Format=numeric] [Range= 1-2] [Missing=*]	
Statistics [NW/ W]		[Valid=4138 /-] [Invalid=4 /-]	
Value	Label	Cases	Percentage
1	Yes	271	<div><div></div></div> 6.5%
2	No	3867	<div><div></div></div> 93.5%
Sysmiss		4	
Warning: these figures indicate the number of cases found in the data file. They cannot be interpreted as summary statistics of the population of interest.			
# a2aq26a: A2AQ26A:Which household memberâ€™s name is on the title/certificate?<font color=			
Information		[Type= continuous] [Format=numeric] [Range= 2113001-99999999] [Missing=*]	
Statistics [NW/ W]		[Valid=908 /-] [Invalid=3234 /-]	
# a2aq26b: A2AQ26B:Which household memberâ€™s name is on the title/certificate?<font color=			
Information		[Type= continuous] [Format=numeric] [Range= 2310002-99999999] [Missing=*]	
Statistics [NW/ W]		[Valid=800 /-] [Invalid=3342 /-]	
# a2aq27a: A2AQ27A:Who can decide whether to sell this parcel or use it as collateral?<font			
Information		[Type= continuous] [Format=numeric] [Range= 110004-99999999] [Missing=*]	
Statistics [NW/ W]		[Valid=4139 /-] [Invalid=3 /-]	
# a2aq27b: A2AQ27B:Who can decide whether to sell this parcel or use it as collateral?<font			
Information		[Type= continuous] [Format=numeric] [Range= 2310002-99999999] [Missing=*]	
Statistics [NW/ W]		[Valid=3999 /-] [Invalid=143 /-]	
# hh: Unique identifier in 20013/14			
Information		[Type= discrete] [Format=character] [Missing=*]	
Statistics [NW/ W]		[Valid=4142 /-] [Invalid=0 /-]	
# wgt_X: Cross sectional weight for 2013_2014 panel survey			
Information		[Type= continuous] [Format=numeric] [Range= 314.975738525391-6452.8603515625] [Missing=*]	
Statistics [NW/ W]		[Valid=4142 /-] [Invalid=0 /-]	

File : AGSEC2B

HHID: Household ID

Information [Type= discrete] [Format=numeric] [Range= 1100401-430100401] [Missing=*]

Statistics [NW/ W] [Valid=1294 /-] [Invalid=0 /-]

Value	Label	Cases	Percentage
1020401		1	0.1%
1040401		1	0.1%
21130401		1	0.1%
34080401		1	0.1%
36020404		2	0.2%
36040408		1	0.1%
36040409		1	0.1%
36050402		1	0.1%
36080401		2	0.2%
37110403		1	0.1%
38090401		1	0.1%
38100401		1	0.1%
39030401		2	0.2%
39080401		1	0.1%
39100401		1	0.1%
40010401		1	0.1%
40020401		3	0.2%
40040401		2	0.2%
40050401		1	0.1%
42010401		1	0.1%
42020401		1	0.1%
42030401		3	0.2%
42040401		2	0.2%
42050401		1	0.1%
42080401		3	0.2%
42080402		1	0.1%
42090401		1	0.1%
42100401		1	0.1%
45090401		1	0.1%
46070401		2	0.2%
46100402		1	0.1%
48010401		1	0.1%
48020401		2	0.2%
49070401		1	0.1%
50080401		1	0.1%
51030401		1	0.1%
51040401		2	0.2%
51070401		1	0.1%
51080401		1	0.1%
53030401		1	0.1%
53060401		1	0.1%

File : AGSEC2B

HHID: Household ID

Value	Label	Cases	Percentage
53060402		1	<div></div> 0.1%
53080401		1	<div></div> 0.1%
54030401		1	<div></div> 0.1%
54070401		2	<div></div> 0.2%
54070402		1	<div></div> 0.1%
54120401		1	<div></div> 0.1%
54120403		1	<div></div> 0.1%
57010401		1	<div></div> 0.1%
57050401		2	<div></div> 0.2%
57110401		2	<div></div> 0.2%
60080401		1	<div></div> 0.1%
60090401		3	<div></div> 0.2%
60100401		1	<div></div> 0.1%
61010401		1	<div></div> 0.1%
61100401		1	<div></div> 0.1%
62090401		1	<div></div> 0.1%
63010401		3	<div></div> 0.2%
63020401		1	<div></div> 0.1%
64060401		1	<div></div> 0.1%
66020401		1	<div></div> 0.1%
66030401		1	<div></div> 0.1%
66070401		1	<div></div> 0.1%
66080401		1	<div></div> 0.1%
67010401		1	<div></div> 0.1%
67040401		5	<div></div> 0.4%
67060401		1	<div></div> 0.1%
67090401		1	<div></div> 0.1%
67100401		1	<div></div> 0.1%
68010401		1	<div></div> 0.1%
68060401		1	<div></div> 0.1%
68070401		2	<div></div> 0.2%
68100401		1	<div></div> 0.1%
69020401		1	<div></div> 0.1%
69030401		1	<div></div> 0.1%
69090401		3	<div></div> 0.2%
69110401		1	<div></div> 0.1%
69140401		1	<div></div> 0.1%
70030401		2	<div></div> 0.2%
70070401		1	<div></div> 0.1%
70100401		2	<div></div> 0.2%
72010401		1	<div></div> 0.1%
72020402		1	<div></div> 0.1%
72030401		1	<div></div> 0.1%

File : AGSEC2B

HHID: Household ID

Value	Label	Cases	Percentage
72040401		2	0.2%
72070401		1	0.1%
72080401		2	0.2%
72080402		1	0.1%
72090401		1	0.1%
73030401		1	0.1%
73040401		1	0.1%
73060401		2	0.2%
73070401		2	0.2%
75020402		1	0.1%
75040401		2	0.2%
75090402		2	0.2%
81070401		1	0.1%
83020403		1	0.1%
83020404		1	0.1%
83040401		1	0.1%
83070402		1	0.1%
83080403		1	0.1%
84020401		1	0.1%
84050401		2	0.2%
84060401		1	0.1%
84060402		1	0.1%
84080401		2	0.2%
84090402		1	0.1%
84100401		1	0.1%
85030403		1	0.1%
85050401		2	0.2%
85090401		1	0.1%
86020401		2	0.2%
86030401		1	0.1%
86050401		1	0.1%
88010401		1	0.1%
88020401		1	0.1%
88030401		1	0.1%
88060401		2	0.2%
88100401		2	0.2%
90010401		2	0.2%
90030401		2	0.2%
90080402		1	0.1%
91020401		1	0.1%
91050402		1	0.1%
91060401		1	0.1%
91080401		1	0.1%

File : AGSEC2B

HHID: Household ID

Value	Label	Cases	Percentage
92060401		2	0.2%
92090401		1	0.1%
95100401		1	0.1%
96080401		1	0.1%
99090401		1	0.1%
99100401		1	0.1%
102010401		1	0.1%
107010401		1	0.1%
107010402		1	0.1%
107030401		1	0.1%
107040401		2	0.2%
107040402		1	0.1%
107060401		1	0.1%
107100404		1	0.1%
108030402		2	0.2%
108030403		1	0.1%
108070402		2	0.2%
109040401		1	0.1%
109060401		1	0.1%
109080401		1	0.1%
109090402		2	0.2%
110010401		2	0.2%
110020401		1	0.1%
115020401		1	0.1%
118050401		1	0.1%
118070401		2	0.2%
118090401		3	0.2%
119050401		1	0.1%
119070401		2	0.2%
120030402		3	0.2%
120080402		1	0.1%
120110401		4	0.3%
123110401		1	0.1%
124070401		1	0.1%
124080401		1	0.1%
124090401		1	0.1%
125050401		1	0.1%
125060401		1	0.1%
125070401		1	0.1%
126030401		2	0.2%
126050401		1	0.1%
126060401		2	0.2%
126060402		1	0.1%

File : AGSEC2B

HHID: Household ID

Value	Label	Cases	Percentage
126090401		1	<div></div> 0.1%
126100402		1	<div></div> 0.1%
126110401		2	<div></div> 0.2%
127040401		1	<div></div> 0.1%
127060401		2	<div></div> 0.2%
127080401		1	<div></div> 0.1%
127100401		1	<div></div> 0.1%
128050401		1	<div></div> 0.1%
128060401		1	<div></div> 0.1%
128080401		1	<div></div> 0.1%
128110401		1	<div></div> 0.1%
129050402		2	<div></div> 0.2%
129060401		2	<div></div> 0.2%
129070401		1	<div></div> 0.1%
130020401		1	<div></div> 0.1%
130030401		1	<div></div> 0.1%
130070401		3	<div></div> 0.2%
130080401		3	<div></div> 0.2%
131040401		1	<div></div> 0.1%
131050402		3	<div></div> 0.2%
131060401		1	<div></div> 0.1%
131070402		1	<div></div> 0.1%
131070404		2	<div></div> 0.2%
132040401		1	<div></div> 0.1%
132050402		3	<div></div> 0.2%
132070401		1	<div></div> 0.1%
133030401		1	<div></div> 0.1%
133060401		2	<div></div> 0.2%
133070401		1	<div></div> 0.1%
133100405		1	<div></div> 0.1%
133100406		3	<div></div> 0.2%
140010401		1	<div></div> 0.1%
141060401		1	<div></div> 0.1%
141090401		1	<div></div> 0.1%
142010401		1	<div></div> 0.1%
142060401		1	<div></div> 0.1%
142070401		1	<div></div> 0.1%
142070402		2	<div></div> 0.2%
142070403		1	<div></div> 0.1%
142090401		1	<div></div> 0.1%
143010401		2	<div></div> 0.2%
143020404		1	<div></div> 0.1%
143040403		1	<div></div> 0.1%

File : AGSEC2B

HHID: Household ID

Value	Label	Cases	Percentage
143060402		1	<div></div> 0.1%
143070401		2	<div></div> 0.2%
143080402		1	<div></div> 0.1%
143090405		1	<div></div> 0.1%
144080401		1	<div></div> 0.1%
148040401		1	<div></div> 0.1%
148060401		1	<div></div> 0.1%
148060402		2	<div></div> 0.2%
148070401		1	<div></div> 0.1%
148080401		1	<div></div> 0.1%
148090401		1	<div></div> 0.1%
148100401		1	<div></div> 0.1%
149060401		1	<div></div> 0.1%
149080401		1	<div></div> 0.1%
149100401		3	<div></div> 0.2%
150030401		1	<div></div> 0.1%
150100401		2	<div></div> 0.2%
151010401		1	<div></div> 0.1%
151030401		2	<div></div> 0.2%
151050401		1	<div></div> 0.1%
151080401		2	<div></div> 0.2%
151090402		1	<div></div> 0.1%
153080401		1	<div></div> 0.1%
153090401		2	<div></div> 0.2%
153090402		1	<div></div> 0.1%
155020401		1	<div></div> 0.1%
155040401		1	<div></div> 0.1%
155050401		3	<div></div> 0.2%
162010401		1	<div></div> 0.1%
162030401		1	<div></div> 0.1%
162050401		1	<div></div> 0.1%
163020401		1	<div></div> 0.1%
163040401		1	<div></div> 0.1%
163060401		1	<div></div> 0.1%
163080401		3	<div></div> 0.2%
163090401		1	<div></div> 0.1%
163100401		2	<div></div> 0.2%
164020401		1	<div></div> 0.1%
164050402		1	<div></div> 0.1%
164100401		2	<div></div> 0.2%
165030401		1	<div></div> 0.1%
165080401		1	<div></div> 0.1%
166060401		1	<div></div> 0.1%

File : AGSEC2B

HHID: Household ID

Value	Label	Cases	Percentage
166070401		2	<div></div> 0.2%
166090401		3	<div></div> 0.2%
167010401		1	<div></div> 0.1%
167020401		1	<div></div> 0.1%
167040401		1	<div></div> 0.1%
167070401		1	<div></div> 0.1%
167080401		2	<div></div> 0.2%
167090401		2	<div></div> 0.2%
168020401		3	<div></div> 0.2%
168030401		1	<div></div> 0.1%
168060401		2	<div></div> 0.2%
168060402		3	<div></div> 0.2%
168070401		1	<div></div> 0.1%
168080401		1	<div></div> 0.1%
168090403		1	<div></div> 0.1%
170030401		3	<div></div> 0.2%
170060401		2	<div></div> 0.2%
170070401		1	<div></div> 0.1%
170080401		2	<div></div> 0.2%
171020401		2	<div></div> 0.2%
171080401		2	<div></div> 0.2%
171090401		1	<div></div> 0.1%
172020401		2	<div></div> 0.2%
172030401		3	<div></div> 0.2%
172040401		1	<div></div> 0.1%
172060401		2	<div></div> 0.2%
172070401		1	<div></div> 0.1%
172100401		1	<div></div> 0.1%
173090401		1	<div></div> 0.1%
173100401		1	<div></div> 0.1%
174010402		1	<div></div> 0.1%
174060401		2	<div></div> 0.2%
175020401		1	<div></div> 0.1%
175030401		2	<div></div> 0.2%
175040402		2	<div></div> 0.2%
175060401		2	<div></div> 0.2%
175070401		2	<div></div> 0.2%
175080401		1	<div></div> 0.1%
175110401		1	<div></div> 0.1%
175110402		1	<div></div> 0.1%
176010401		1	<div></div> 0.1%
176060401		1	<div></div> 0.1%
176090401		1	<div></div> 0.1%

File : AGSEC2B

HHID: Household ID

Value	Label	Cases	Percentage
177080402		1	0.1%
177090401		2	0.2%
180010402		2	0.2%
180100401		1	0.1%
180110401		2	0.2%
180130401		3	0.2%
181020401		1	0.1%
181030402		1	0.1%
182020402		1	0.1%
182020403		1	0.1%
182020404		1	0.1%
182020406		1	0.1%
182060401		1	0.1%
182090401		1	0.1%
182100405		1	0.1%
183010402		2	0.2%
183010403		1	0.1%
183060401		2	0.2%
186010401		2	0.2%
186010402		1	0.1%
187120401		2	0.2%
188010401		2	0.2%
188010402		1	0.1%
188020401		2	0.2%
188050401		1	0.1%
188060402		3	0.2%
188070401		3	0.2%
189090401		2	0.2%
190010401		1	0.1%
190010402		1	0.1%
190020401		1	0.1%
190090401		1	0.1%
191050401		2	0.2%
191070402		2	0.2%
191080403		1	0.1%
191090401		1	0.1%
191100401		1	0.1%
192030401		1	0.1%
192040401		2	0.2%
192050401		1	0.1%
195010401		1	0.1%
195050401		1	0.1%
195070401		1	0.1%

File : AGSEC2B

HHID: Household ID

Value	Label	Cases	Percentage
195090401		1	0.1%
196020402		4	0.3%
196100401		4	0.3%
200020401		1	0.1%
200040401		2	0.2%
200050402		5	0.4%
200070401		3	0.2%
202010401		7	0.5%
202020401		2	0.2%
202050401		2	0.2%
202060401		4	0.3%
204030401		1	0.1%
206010402		1	0.1%
206030402		1	0.1%
206060401		1	0.1%
206060402		3	0.2%
206080401		1	0.1%
208040401		2	0.2%
208050401		3	0.2%
208050402		1	0.1%
209030403		1	0.1%
209050401		1	0.1%
209050402		1	0.1%
209060403		4	0.3%
211020402		1	0.1%
211060401		1	0.1%
216090401		1	0.1%
217040401		1	0.1%
217110401		1	0.1%
220060401		1	0.1%
221060401		3	0.2%
221100405		1	0.1%
221100406		1	0.1%
223020401		1	0.1%
223050401		1	0.1%
223060401		2	0.2%
223090401		1	0.1%
223090402		2	0.2%
224070401		1	0.1%
224070402		2	0.2%
224090401		1	0.1%
225030402		3	0.2%
225040401		1	0.1%

File : AGSEC2B

HHID: Household ID

Value	Label	Cases	Percentage
228030401		1	0.1%
231030401		1	0.1%
231030402		2	0.2%
231090403		1	0.1%
235030402		1	0.1%
235030403		1	0.1%
235030404		1	0.1%
235090403		1	0.1%
235100401		4	0.3%
236030401		1	0.1%
236070401		1	0.1%
236070403		4	0.3%
236070405		4	0.3%
237010402		2	0.2%
237080401		2	0.2%
237080402		4	0.3%
239010401		2	0.2%
239040401		1	0.1%
239060401		1	0.1%
242010401		2	0.2%
242050402		2	0.2%
242060401		1	0.1%
242080401		4	0.3%
242090401		1	0.1%
244030401		2	0.2%
244030402		2	0.2%
244070401		2	0.2%
245050401		1	0.1%
245090401		1	0.1%
245110401		1	0.1%
246030401		1	0.1%
248020401		1	0.1%
248020402		1	0.1%
252010401		1	0.1%
252090401		2	0.2%
254020401		1	0.1%
254040401		1	0.1%
254060401		1	0.1%
254100402		1	0.1%
256010401		3	0.2%
256030401		1	0.1%
256050401		1	0.1%
256060401		1	0.1%

File : AGSEC2B

HHID: Household ID

Value	Label	Cases	Percentage
256090401		2	<div></div> 0.2%
256090405		1	<div></div> 0.1%
256100403		2	<div></div> 0.2%
257020401		1	<div></div> 0.1%
257040401		2	<div></div> 0.2%
257070401		2	<div></div> 0.2%
259040401		1	<div></div> 0.1%
259080401		2	<div></div> 0.2%
260090402		1	<div></div> 0.1%
260090403		1	<div></div> 0.1%
260090405		1	<div></div> 0.1%
261060402		1	<div></div> 0.1%
261090401		2	<div></div> 0.2%
261110401		1	<div></div> 0.1%
262010401		2	<div></div> 0.2%
262030401		3	<div></div> 0.2%
262050401		2	<div></div> 0.2%
262060401		1	<div></div> 0.1%
262060402		1	<div></div> 0.1%
262080401		1	<div></div> 0.1%
262090403		1	<div></div> 0.1%
262090404		1	<div></div> 0.1%
263050401		1	<div></div> 0.1%
263110401		1	<div></div> 0.1%
264070401		1	<div></div> 0.1%
264110404		1	<div></div> 0.1%
265020401		1	<div></div> 0.1%
265110401		1	<div></div> 0.1%
266020402		2	<div></div> 0.2%
266030403		1	<div></div> 0.1%
266050401		2	<div></div> 0.2%
266090401		2	<div></div> 0.2%
270050401		2	<div></div> 0.2%
271020401		2	<div></div> 0.2%
271030401		1	<div></div> 0.1%
271040401		1	<div></div> 0.1%
271060401		1	<div></div> 0.1%
271060402		2	<div></div> 0.2%
271070401		1	<div></div> 0.1%
271080401		1	<div></div> 0.1%
271100401		1	<div></div> 0.1%
278010401		1	<div></div> 0.1%
278040401		2	<div></div> 0.2%

File : AGSEC2B

HHID: Household ID

Value	Label	Cases	Percentage
279010401		1	0.1%
279020401		1	0.1%
279030401		2	0.2%
279040401		1	0.1%
279050401		1	0.1%
279060401		1	0.1%
279070401		1	0.1%
279070402		1	0.1%
279080401		2	0.2%
279100401		1	0.1%
281020401		1	0.1%
281070401		1	0.1%
282020401		1	0.1%
282090401		1	0.1%
282110401		1	0.1%
285010401		1	0.1%
285040401		2	0.2%
285050403		2	0.2%
285080401		2	0.2%
285090401		1	0.1%
287020401		1	0.1%
287050401		1	0.1%
290020401		2	0.2%
290040401		1	0.1%
294010401		1	0.1%
294030401		1	0.1%
294040401		1	0.1%
294070401		1	0.1%
294080401		1	0.1%
294090401		1	0.1%
295030401		2	0.2%
295040401		1	0.1%
295050401		1	0.1%
295070401		2	0.2%
295080401		1	0.1%
295090401		2	0.2%
296030401		2	0.2%
296070401		1	0.1%
296080401		1	0.1%
296080402		1	0.1%
296090401		1	0.1%
296090402		1	0.1%
297010401		2	0.2%

File : AGSEC2B

HHID: Household ID

Value	Label	Cases	Percentage
297020401		1	<div></div> 0.1%
297030401		2	<div></div> 0.2%
297040401		1	<div></div> 0.1%
297050401		1	<div></div> 0.1%
297070402		2	<div></div> 0.2%
297090401		1	<div></div> 0.1%
298010401		1	<div></div> 0.1%
298020401		1	<div></div> 0.1%
298050401		1	<div></div> 0.1%
298060401		1	<div></div> 0.1%
299020402		1	<div></div> 0.1%
299070401		1	<div></div> 0.1%
300020402		1	<div></div> 0.1%
300060401		1	<div></div> 0.1%
300080401		1	<div></div> 0.1%
300090401		1	<div></div> 0.1%
304040401		1	<div></div> 0.1%
304080401		2	<div></div> 0.2%
304080402		2	<div></div> 0.2%
304110401		1	<div></div> 0.1%
306020401		1	<div></div> 0.1%
306070401		2	<div></div> 0.2%
306100401		1	<div></div> 0.1%
307020401		2	<div></div> 0.2%
307020402		1	<div></div> 0.1%
307030401		1	<div></div> 0.1%
307030402		3	<div></div> 0.2%
307040401		1	<div></div> 0.1%
307060403		1	<div></div> 0.1%
307080401		1	<div></div> 0.1%
307090401		2	<div></div> 0.2%
308050402		1	<div></div> 0.1%
308060401		1	<div></div> 0.1%
308070401		1	<div></div> 0.1%
309010401		2	<div></div> 0.2%
309030401		1	<div></div> 0.1%
309050401		1	<div></div> 0.1%
309060402		1	<div></div> 0.1%
309070401		1	<div></div> 0.1%
309080401		1	<div></div> 0.1%
309100401		1	<div></div> 0.1%
310030401		1	<div></div> 0.1%
310040402		3	<div></div> 0.2%

File : AGSEC2B

HHID: Household ID

Value	Label	Cases	Percentage
310080401		2	<div></div> 0.2%
311020401		1	<div></div> 0.1%
311030401		1	<div></div> 0.1%
311080401		1	<div></div> 0.1%
311090401		1	<div></div> 0.1%
317020401		1	<div></div> 0.1%
317080401		1	<div></div> 0.1%
321010401		1	<div></div> 0.1%
321080401		1	<div></div> 0.1%
322030401		2	<div></div> 0.2%
335040401		1	<div></div> 0.1%
335050401		2	<div></div> 0.2%
335060401		2	<div></div> 0.2%
335080401		1	<div></div> 0.1%
335090401		1	<div></div> 0.1%
336010401		1	<div></div> 0.1%
336040401		2	<div></div> 0.2%
336050401		2	<div></div> 0.2%
336070401		2	<div></div> 0.2%
337010401		1	<div></div> 0.1%
337040401		1	<div></div> 0.1%
337050401		1	<div></div> 0.1%
337070401		3	<div></div> 0.2%
337080401		2	<div></div> 0.2%
337090401		2	<div></div> 0.2%
338020401		1	<div></div> 0.1%
338030401		3	<div></div> 0.2%
338040401		1	<div></div> 0.1%
338050401		1	<div></div> 0.1%
338060401		1	<div></div> 0.1%
338080401		4	<div></div> 0.3%
338090401		1	<div></div> 0.1%
339010401		2	<div></div> 0.2%
339020401		1	<div></div> 0.1%
339030401		1	<div></div> 0.1%
339050401		1	<div></div> 0.1%
339070401		2	<div></div> 0.2%
339090401		1	<div></div> 0.1%
339100401		1	<div></div> 0.1%
340020401		2	<div></div> 0.2%
340080401		1	<div></div> 0.1%
341020401		1	<div></div> 0.1%
341090401		1	<div></div> 0.1%

File : AGSEC2B

HHID: Household ID

Value	Label	Cases	Percentage
342020401		2	0.2%
342060401		1	0.1%
343040401		1	0.1%
343050401		3	0.2%
343060401		1	0.1%
343080401		1	0.1%
344020401		2	0.2%
344050401		1	0.1%
344060401		2	0.2%
344070401		1	0.1%
344100401		1	0.1%
346070401		1	0.1%
349080401		3	0.2%
350020401		1	0.1%
350060401		1	0.1%
350070401		2	0.2%
350080401		1	0.1%
350090401		3	0.2%
350100401		1	0.1%
351010401		1	0.1%
351020401		1	0.1%
351030401		1	0.1%
351060401		1	0.1%
351070401		3	0.2%
351100401		1	0.1%
352010401		1	0.1%
352030401		2	0.2%
352060401		1	0.1%
352080401		1	0.1%
352100401		1	0.1%
353050401		1	0.1%
354020401		2	0.2%
354030401		2	0.2%
354060401		1	0.1%
354090401		1	0.1%
355020401		1	0.1%
355050401		1	0.1%
355060401		1	0.1%
356040401		2	0.2%
356090401		1	0.1%
357030401		1	0.1%
357050401		1	0.1%
357060401		1	0.1%

File : AGSEC2B

HHID: Household ID

Value	Label	Cases	Percentage
357080401		2	<div></div> 0.2%
357090401		2	<div></div> 0.2%
357100401		1	<div></div> 0.1%
358010401		3	<div></div> 0.2%
358030401		1	<div></div> 0.1%
358040401		2	<div></div> 0.2%
358050401		1	<div></div> 0.1%
358060401		2	<div></div> 0.2%
358070401		2	<div></div> 0.2%
358090401		1	<div></div> 0.1%
358100401		2	<div></div> 0.2%
359010401		1	<div></div> 0.1%
359020401		2	<div></div> 0.2%
359030401		2	<div></div> 0.2%
359040401		1	<div></div> 0.1%
359050401		1	<div></div> 0.1%
359060401		1	<div></div> 0.1%
359070401		1	<div></div> 0.1%
360040401		1	<div></div> 0.1%
360090401		2	<div></div> 0.2%
360100401		2	<div></div> 0.2%
361050401		1	<div></div> 0.1%
361060401		2	<div></div> 0.2%
361080401		1	<div></div> 0.1%
361090401		2	<div></div> 0.2%
361100401		1	<div></div> 0.1%
362010401		1	<div></div> 0.1%
362020401		1	<div></div> 0.1%
362060401		2	<div></div> 0.2%
362100401		2	<div></div> 0.2%
363090401		1	<div></div> 0.1%
364010401		2	<div></div> 0.2%
364030401		1	<div></div> 0.1%
364040401		1	<div></div> 0.1%
364070401		1	<div></div> 0.1%
364090401		1	<div></div> 0.1%
364100401		1	<div></div> 0.1%
365060401		2	<div></div> 0.2%
365070401		3	<div></div> 0.2%
366050401		2	<div></div> 0.2%
366080401		3	<div></div> 0.2%
366090401		1	<div></div> 0.1%
366100401		3	<div></div> 0.2%

File : AGSEC2B

HHID: Household ID

Value	Label	Cases	Percentage
367010401		2	0.2%
367020401		1	0.1%
367050401		1	0.1%
367060401		1	0.1%
367070401		2	0.2%
367080401		1	0.1%
367100401		1	0.1%
368010401		1	0.1%
368020401		1	0.1%
368040401		1	0.1%
368070401		1	0.1%
368090401		3	0.2%
369030401		1	0.1%
369080401		1	0.1%
370030401		1	0.1%
370040401		1	0.1%
370050401		1	0.1%
370060401		1	0.1%
370090401		1	0.1%
371020401		1	0.1%
371040401		1	0.1%
371050401		1	0.1%
371080401		1	0.1%
372010401		1	0.1%
372030401		2	0.2%
372040401		2	0.2%
372050401		1	0.1%
372060401		1	0.1%
372070401		1	0.1%
372090401		1	0.1%
372100401		1	0.1%
373020401		2	0.2%
373050401		2	0.2%
373060401		2	0.2%
373080401		1	0.1%
373090401		1	0.1%
374040401		3	0.2%
374050401		1	0.1%
374070401		4	0.3%
374080401		2	0.2%
374090401		3	0.2%
374100401		1	0.1%
375050401		1	0.1%

File : AGSEC2B

HHID: Household ID

Value	Label	Cases	Percentage
375070401		1	0.1%
375080401		2	0.2%
376020402		3	0.2%
376060401		1	0.1%
376090401		1	0.1%
376100401		2	0.2%
377010401		2	0.2%
377040401		1	0.1%
377050401		1	0.1%
377100401		1	0.1%
378060401		1	0.1%
378070401		3	0.2%
378100401		2	0.2%
379010401		2	0.2%
379020401		1	0.1%
380070401		2	0.2%
380080401		3	0.2%
381020401		2	0.2%
381030401		1	0.1%
381040401		1	0.1%
381050401		4	0.3%
381090401		1	0.1%
382010401		1	0.1%
382030401		1	0.1%
382040401		1	0.1%
382070401		2	0.2%
382080401		2	0.2%
382090401		2	0.2%
383020401		1	0.1%
383080401		1	0.1%
383100401		2	0.2%
384060401		3	0.2%
384080401		3	0.2%
384100401		2	0.2%
385050401		3	0.2%
385060401		1	0.1%
385070401		1	0.1%
385090401		2	0.2%
385100401		1	0.1%
386010401		1	0.1%
386050401		1	0.1%
387010401		5	0.4%
387060401		2	0.2%

File : AGSEC2B

HHID: Household ID

Value	Label	Cases	Percentage
388040401		2	0.2%
389050401		1	0.1%
390030401		1	0.1%
390060401		2	0.2%
391010401		1	0.1%
391020401		1	0.1%
391070401		3	0.2%
393010401		1	0.1%
393080401		2	0.2%
394020401		1	0.1%
394030401		1	0.1%
394070401		1	0.1%
395050401		3	0.2%
395060401		2	0.2%
395100401		1	0.1%
397060401		1	0.1%
398030401		1	0.1%
398040401		1	0.1%
398050401		1	0.1%
398070401		1	0.1%
398080401		2	0.2%
398090401		2	0.2%
399020401		1	0.1%
399060401		1	0.1%
399070401		3	0.2%
400040401		2	0.2%
400050402		1	0.1%
400100401		3	0.2%
401010401		1	0.1%
401050401		1	0.1%
401070401		1	0.1%
402040401		2	0.2%
402070401		2	0.2%
402090401		1	0.1%
403020401		3	0.2%
403060401		1	0.1%
403080401		1	0.1%
404010401		3	0.2%
404040401		1	0.1%
404050401		1	0.1%
404060401		4	0.3%
404090401		1	0.1%
404100401		2	0.2%

File : AGSEC2B

HHID: Household ID

Value	Label	Cases	Percentage
405040401		1	0.1%
406010401		2	0.2%
406070401		1	0.1%
407050401		2	0.2%
407100401		2	0.2%
408010401		1	0.1%
408020401		1	0.1%
408040401		1	0.1%
408080401		1	0.1%
408090401		2	0.2%
409030401		1	0.1%
409060401		1	0.1%
409100401		1	0.1%
410010401		1	0.1%
410020401		1	0.1%
410100401		2	0.2%
411060401		1	0.1%
411080401		1	0.1%
412010401		1	0.1%
412070401		1	0.1%
412100401		1	0.1%
413040401		1	0.1%
413050401		1	0.1%
413090401		1	0.1%
414010401		1	0.1%
414050401		1	0.1%
414080401		1	0.1%
415020401		2	0.2%
415040401		1	0.1%
415050401		1	0.1%
417010401		2	0.2%
417020401		5	0.4%
417030401		1	0.1%
417060401		2	0.2%
417070401		3	0.2%
417080401		1	0.1%
417090401		5	0.4%
418020401		1	0.1%
418040401		1	0.1%
418050401		1	0.1%
419020401		1	0.1%
419030401		1	0.1%
419080401		1	0.1%

File : AGSEC2B

HHID: Household ID

Value	Label	Cases	Percentage
419090401		1	<div></div> 0.1%
420030401		1	<div></div> 0.1%
420060401		2	<div></div> 0.2%
421050401		1	<div></div> 0.1%
422010402		2	<div></div> 0.2%
423030401		1	<div></div> 0.1%
423090401		1	<div></div> 0.1%
424010401		1	<div></div> 0.1%
424030401		1	<div></div> 0.1%
424040402		1	<div></div> 0.1%
424050401		2	<div></div> 0.2%
425010401		1	<div></div> 0.1%
425030401		1	<div></div> 0.1%
425050401		1	<div></div> 0.1%
425060401		1	<div></div> 0.1%
425070401		1	<div></div> 0.1%
425080401		1	<div></div> 0.1%
425090401		1	<div></div> 0.1%
425100401		1	<div></div> 0.1%
426020401		1	<div></div> 0.1%
426080401		1	<div></div> 0.1%
426100401		1	<div></div> 0.1%
427070401		1	<div></div> 0.1%
428050401		1	<div></div> 0.1%
428060401		3	<div></div> 0.2%
428100401		1	<div></div> 0.1%
429050401		1	<div></div> 0.1%
429060401		1	<div></div> 0.1%
429070401		1	<div></div> 0.1%
429080401		2	<div></div> 0.2%
430020401		1	<div></div> 0.1%
430040401		1	<div></div> 0.1%
430070401		1	<div></div> 0.1%
430100401		1	<div></div> 0.1%

Warning: these figures indicate the number of cases found in the data file. They cannot be interpreted as summary statistics of the population of interest.

parcelID: AParcel

Information		[Type= discrete] [Format=numeric] [Range= 1-10] [Missing=*]	
Statistics [NW/ W]		[Valid=1294 /-] [Invalid=0 /-]	
Value	Label	Cases	Percentage
1		366	<div></div> 28.3%
2		480	<div></div> 37.1%
3		264	<div></div> 20.4%
4		114	<div></div> 8.8%

File : AGSEC2B

parcelID: AParcel

Value	Label	Cases	Percentage
5		41	3.2%
6		19	1.5%
7		7	0.5%
8		2	0.2%
10		1	0.1%

Warning: these figures indicate the number of cases found in the data file. They cannot be interpreted as summary statistics of the population of interest.

a2bq1owned: A2BQ1:Ownership

Information	[Type= discrete] [Format=numeric] [Range= 1-2] [Missing=*]		
Statistics [NW/ W]	[Valid=1294 /-] [Invalid=0 /-]		
Value	Label	Cases	Percentage
1	Owned	0	
2	Access / Use Rights	1294	100.0%

Warning: these figures indicate the number of cases found in the data file. They cannot be interpreted as summary statistics of the population of interest.

Parcel_Resp: Parcel_Resp: Record member of household who is the respondent for each parcel.

Information	[Type= continuous] [Format=numeric] [Range= 102001-43010001] [Missing=*]		
Statistics [NW/ W]	[Valid=1293 /-] [Invalid=1 /-]		

a2bq4: A2BQ4: Size of the Parcel in Acres

Information	[Type= continuous] [Format=numeric] [Range= 0.0599999986588955-16.7999992370605] [Missing=*]		
Statistics [NW/ W]	[Valid=184 /-] [Invalid=1110 /-]		

a2bq5: A2BQ5:Size of this parcel in acres- Farmer estimation

Information	[Type= continuous] [Format=numeric] [Range= 0.100000001490116-25] [Missing=*]		
Statistics [NW/ W]	[Valid=1294 /-] [Invalid=0 /-]		

a2bq5_2_1: Why was the GPS measurement not captured?

Information	[Type= discrete] [Format=numeric] [Range= 1-4] [Missing=*]		
Statistics [NW/ W]	[Valid=1091 /-] [Invalid=203 /-]		

Value	Label	Cases	Percentage
1	Outside of LC1	705	64.6%
2	Inside LC1 but owner refused	180	16.5%
3	Inside LC1 but not accessible	85	7.8%
4	Other (specify)	121	11.1%
Sysmiss		203	

Warning: these figures indicate the number of cases found in the data file. They cannot be interpreted as summary statistics of the population of interest.

a2bq5_2: Were you able to visit the parcel to record the GPS measurement?

Information	[Type= discrete] [Format=numeric] [Range= 1-2] [Missing=*]		
Statistics [NW/ W]	[Valid=1284 /-] [Invalid=10 /-]		

Value	Label	Cases	Percentage
1	Yes	193	15.0%
2	No	1091	85.0%
Sysmiss		10	

Warning: these figures indicate the number of cases found in the data file. They cannot be interpreted as summary statistics of the population of interest.

File : AGSEC2B

a2bq6: A2BQ6:Location: How long does it take to travel from the homestead to this parce

Information [Type= discrete] [Format=numeric] [Range= 1-5] [Missing=*]

Statistics [NW/ W] [Valid=1294 /-] [Invalid=0 /-]

Value	Label	Cases	Percentage
1	Less than 15min	331	25.6%
2	15min-30min	313	24.2%
3	30min-60min	344	26.6%
4	1hour-2hours	247	19.1%
5	Over 2 hours	59	4.6%

Warning: these figures indicate the number of cases found in the data file. They cannot be interpreted as summary statistics of the population of interest.

a2bq7: A2BQ6:Tenure System

Information [Type= discrete] [Format=numeric] [Range= 1-6] [Missing=*]

Statistics [NW/ W] [Valid=1292 /-] [Invalid=2 /-]

Value	Label	Cases	Percentage
1	Freehold	570	44.1%
2	Leasehold	148	11.5%
3	Mailo	39	3.0%
4	Customary	443	34.3%
6	Other(Specify)	92	7.1%
Sysmiss		2	

Warning: these figures indicate the number of cases found in the data file. They cannot be interpreted as summary statistics of the population of interest.

a2bq8: A2BQ8:How did you acquire this parcel?

Information [Type= discrete] [Format=numeric] [Range= 1-6] [Missing=*]

Statistics [NW/ W] [Valid=1292 /-] [Invalid=2 /-]

Value	Label	Cases	Percentage
1	Agreement with land/use rights owner	855	66.2%
2	Without agreement with land/use rights owner	420	32.5%
6	Other (Specify)	17	1.3%
Sysmiss		2	

Warning: these figures indicate the number of cases found in the data file. They cannot be interpreted as summary statistics of the population of interest.

a2bq9: A2BQ9:How much rent did you or will you pay to the land owner during the two cro

Information [Type= continuous] [Format=numeric] [Range= 0-400000] [Missing=*]

Statistics [NW/ W] [Valid=854 /-] [Invalid=440 /-]

a2bq10: A2BQ10:For how many years have you been in continued possession of this parcel?

Information [Type= continuous] [Format=numeric] [Range= 0-99] [Missing=*]

Statistics [NW/ W] [Valid=1292 /-] [Invalid=2 /-]

a2bq11: A2BQ11:Do you have to renew your use rights to this parcel at least once a year?

Information [Type= discrete] [Format=numeric] [Range= 1-2] [Missing=*]

Statistics [NW/ W] [Valid=1291 /-] [Invalid=3 /-]

Value	Label	Cases	Percentage
1	Yes	754	58.4%
2	No	537	41.6%

File : AGSEC2B

a2bq11: A2BQ11:Do you have to renew your use rights to this parcel at least once a year?

Value	Label	Cases	Percentage
Sysmiss		3	

Warning: these figures indicate the number of cases found in the data file. They cannot be interpreted as summary statistics of the population of interest.

a2bq12a: A2BQ12A:What was or is the primary use of this parcel during the 1st cropping s

Information	[Type= discrete] [Format=numeric] [Range= 1-96] [Missing=*]
Statistics [NW/ W]	[Valid=1294 /-] [Invalid=0 /-]

Value	Label	Cases	Percentage
1	Own Cultivated (annual crops)	950	73.4%
2	Own Cultivated (perennial crops)	113	8.7%
3	Sub-contracted out	1	0.1%
5	Fallow	134	10.4%
6	Grazing land	14	1.1%
7	Woodlot	3	0.2%
96	Other (specify)	79	6.1%

Warning: these figures indicate the number of cases found in the data file. They cannot be interpreted as summary statistics of the population of interest.

a2bq12b: A2BQ12B:What was the primary use of this parcel during the 2nd cropping season 2

Information	[Type= discrete] [Format=numeric] [Range= 1-96] [Missing=*]
Statistics [NW/ W]	[Valid=1294 /-] [Invalid=0 /-]

Value	Label	Cases	Percentage
1	Own Cultivated (annual crops)	975	75.3%
2	Own Cultivated (perennial crops)	108	8.3%
3	Sub-contracted out	4	0.3%
5	Fallow	143	11.1%
6	Grazing land	7	0.5%
7	Woodlot	4	0.3%
96	Other (specify)	53	4.1%

Warning: these figures indicate the number of cases found in the data file. They cannot be interpreted as summary statistics of the population of interest.

a2bq12a1: A2BQ12A1:What type of fallow was/is being used during the two cropping seasons?-

Information	[Type= discrete] [Format=numeric] [Range= 1-3] [Missing=*]
Statistics [NW/ W]	[Valid=133 /-] [Invalid=1161 /-]

Value	Label	Cases	Percentage
1	Fallow with cover crop	30	22.6%
2	Fallow with residue incorporation	8	6.0%
3	Bare fallow	95	71.4%
Sysmiss		1161	

Warning: these figures indicate the number of cases found in the data file. They cannot be interpreted as summary statistics of the population of interest.

a2bq12b1: A2BQ12B1:What type of fallow was/is being used during the two cropping seasons?-

Information	[Type= discrete] [Format=numeric] [Range= 1-3] [Missing=*]
Statistics [NW/ W]	[Valid=140 /-] [Invalid=1154 /-]

Value	Label	Cases	Percentage
1	Fallow with cover crop	38	27.1%
2	Fallow with residue incorporation	22	15.7%

File : AGSEC2B

a2bq12b1: A2BQ12B1:What type of fallow was/is being used during the two cropping seasons?-

Value	Label	Cases	Percentage
3	Bare fallow	80	<div><div></div></div> 57.1%
Sysmiss		1154	

Warning: these figures indicate the number of cases found in the data file. They cannot be interpreted as summary statistics of the population of interest.

a2bq13: A2BQ16:How much rent did you or will you receive (if sharecropped -out give the

Information	[Type= continuous] [Format=numeric] [Range= 0-60000] [Missing=*]
Statistics [NW/ W]	[Valid=4 /-] [Invalid=1290 /-]

a2bq14: A2BQ14:What soil type is this parcel?

Information	[Type= discrete] [Format=numeric] [Range= 1-6] [Missing=*]
Statistics [NW/ W]	[Valid=1291 /-] [Invalid=3 /-]

Value	Label	Cases	Percentage
1	Sand Loam	557	<div><div></div></div> 43.1%
2	Sandy Clay Loam	488	<div><div></div></div> 37.8%
3	Black Clay	235	<div><div></div></div> 18.2%
6	Other (Specify)	11	<div><div></div></div> 0.9%
Sysmiss		3	

Warning: these figures indicate the number of cases found in the data file. They cannot be interpreted as summary statistics of the population of interest.

a2bq15: A2BQ15:What soil/land quality is in this parcel?

Information	[Type= discrete] [Format=numeric] [Range= 1-3] [Missing=*]
Statistics [NW/ W]	[Valid=1290 /-] [Invalid=4 /-]

Value	Label	Cases	Percentage
1	Good	848	<div><div></div></div> 65.7%
2	Fair	409	<div><div></div></div> 31.7%
3	Poor	33	<div><div></div></div> 2.6%
Sysmiss		4	

Warning: these figures indicate the number of cases found in the data file. They cannot be interpreted as summary statistics of the population of interest.

a2bq16: A2BQ16:What is the main water source to this parcel?

Information	[Type= discrete] [Format=numeric] [Range= 1-3] [Missing=*]
Statistics [NW/ W]	[Valid=1290 /-] [Invalid=4 /-]

Value	Label	Cases	Percentage
1	Irrigated	8	<div><div></div></div> 0.6%
2	Rain-fed	1247	<div><div></div></div> 96.7%
3	Swamp/Wetland	35	<div><div></div></div> 2.7%
Sysmiss		4	

Warning: these figures indicate the number of cases found in the data file. They cannot be interpreted as summary statistics of the population of interest.


a2bq17: A2BQ17:In general, what is the topography of this parcel?

Information	[Type= discrete] [Format=numeric] [Range= 1-6] [Missing=*]
Statistics [NW/ W]	[Valid=1290 /-] [Invalid=4 /-]

Value	Label	Cases	Percentage
1	Hilly	58	<div><div></div></div> 4.5%
2	Flat	749	<div><div></div></div> 58.1%



File : AGSEC2B

a2bq17: A2BQ17:In general, what is the topography of this parcel?

Value	Label	Cases	Percentage
3	Gentle Slope	383	 29.7%
4	Steep Slope	45	 3.5%
5	Valley	55	 4.3%
6	Other (Specify)	0	
Sysmiss		4	






Warning: these figures indicate the number of cases found in the data file. They cannot be interpreted as summary statistics of the population of interest.

a2bq18: A2BQ18:During the last completed season, were there any problems with erosion in

Information	[Type= discrete] [Format=numeric] [Range= 1-2] [Missing=*]		
Statistics [NW/ W]	[Valid=1290 /-] [Invalid=4 /-]		
Value	Label	Cases	Percentage
1	Yes	116	 9.0%
2	No	1174	 91.0%
Sysmiss		4	









Warning: these figures indicate the number of cases found in the data file. They cannot be interpreted as summary statistics of the population of interest.

a2bq19: A2BQ19: What was the cause of these erosion problems?

Information	[Type= discrete] [Format=numeric] [Range= 1-6] [Missing=*]		
Statistics [NW/ W]	[Valid=116 /-] [Invalid=1178 /-]		
Value	Label	Cases	Percentage
1	Terrain	38	 32.8%
2	Flooding	65	 56.0%
3	Wind	2	 1.7%
4	Animals	2	 1.7%
5	Cultivation	0	
6	Other (Specify)	9	 7.8%
Sysmiss		1178	

Warning: these figures indicate the number of cases found in the data file. They cannot be interpreted as summary statistics of the population of interest.

a2bq20a: A2BQ20A:Is there any erosion control/water harvesting facility on this parcel?

Information	[Type= discrete] [Format=numeric] [Range= 1-11] [Missing=*]		
Statistics [NW/ W]	[Valid=135 /-] [Invalid=1159 /-]		
Value	Label	Cases	Percentage
1	Terraces	10	 7.4%
2	Gabions/Sandbags	4	 3.0%
3	Vetiver grass	4	 3.0%
4	Tree belts	0	
5	Water harvest bunds	1	 0.7%
6	Drainage ditches	63	 46.7%
7	Dam	0	
8	None	51	 37.8%
9	Stone bunds	0	
10	Earth bunds	1	 0.7%
11	Other (Specify)	1	 0.7%

File : AGSEC2B

a2bq20a: A2BQ20A:Is there any erosion control/water harvesting facility on this parcel?

Value	Label	Cases	Percentage
Sysmiss		1159	

Warning: these figures indicate the number of cases found in the data file. They cannot be interpreted as summary statistics of the population of interest.

a2bq20b: A2BQ20B:Is there any erosion control/water harvesting facility on this parcel?

Information	[Type= discrete] [Format=numeric] [Range= 1-11] [Missing=*]
Statistics [NW/ W]	[Valid=83 /-] [Invalid=1211 /-]

Value	Label	Cases	Percentage
1	Terraces	0	
2	Gabions/Sandbags	2	2.4%
3	Vetiver grass	2	2.4%
4	Tree belts	0	
5	Water harvest bunds	0	
6	Drainage ditches	30	36.1%
7	Dam	0	
8	None	48	57.8%
9	Stone bunds	0	
10	Earth bunds	0	
11	Other (Specify)	1	1.2%
Sysmiss		1211	

Warning: these figures indicate the number of cases found in the data file. They cannot be interpreted as summary statistics of the population of interest.

a2bq21a: A2BQ21A:Who has the use rights to this parcel?

Information	[Type= continuous] [Format=numeric] [Range= 102001-43010001] [Missing=*]
Statistics [NW/ W]	[Valid=1289 /-] [Invalid=5 /-]

a2bq21b: A2BQ21B:Who has the use rights to this parcel?

Information	[Type= continuous] [Format=numeric] [Range= 104002-99999999] [Missing=*]
Statistics [NW/ W]	[Valid=933 /-] [Invalid=361 /-]

A2BQ12B_plots: **INTERVIEWER: According to the discussion with the farmer, how**

Information	[Type= discrete] [Format=numeric] [Range= 1-11] [Missing=*]
Statistics [NW/ W]	[Valid=1083 /-] [Invalid=211 /-]

Value	Label	Cases	Percentage
1		794	73.3%
2		189	17.5%
3		60	5.5%
4		28	2.6%
5		8	0.7%
6		1	0.1%
7		1	0.1%
9		1	0.1%
11		1	0.1%
Sysmiss		211	

Warning: these figures indicate the number of cases found in the data file. They cannot be interpreted as summary statistics of the population of interest.

File : AGSEC2B

A2BQ12A_plots: **INTERVIEWER:** According to the discussion with the farmer,

Information [Type= continuous] [Format=numeric] [Range= 1-100] [Missing=*]

Statistics [NW/ W] [Valid=1063 /-] [Invalid=231 /-]

hh: Unique identifier in 20013/14

Information [Type= discrete] [Format=character] [Missing=*]

Statistics [NW/ W] [Valid=1294 /-] [Invalid=0 /-]

Value	Label	Cases	Percentage
H00102-04-01		1	0.1%
H00104-04-01		1	0.1%
H02113-04-01		1	0.1%
H03408-04-01		1	0.1%
H03602-04-04		2	0.2%
H03604-04-08		1	0.1%
H03604-04-09		1	0.1%
H03605-04-02		1	0.1%
H03608-04-01		2	0.2%
H03711-04-03		1	0.1%
H03809-04-01		1	0.1%
H03810-04-01		1	0.1%
H03903-04-01		2	0.2%
H03908-04-01		1	0.1%
H03910-04-01		1	0.1%
H04001-04-01		1	0.1%
H04002-04-01		3	0.2%
H04004-04-01		2	0.2%
H04005-04-01		1	0.1%
H04201-04-01		1	0.1%
H04202-04-01		1	0.1%
H04203-04-01		3	0.2%
H04204-04-01		2	0.2%
H04205-04-01		1	0.1%
H04208-04-01		3	0.2%
H04208-04-02		1	0.1%
H04209-04-01		1	0.1%
H04210-04-01		1	0.1%
H04509-04-01		1	0.1%
H04607-04-01		2	0.2%
H04610-04-02		1	0.1%
H04801-04-01		1	0.1%
H04802-04-01		2	0.2%
H04907-04-01		1	0.1%
H05008-04-01		1	0.1%
H05103-04-01		1	0.1%
H05104-04-01		2	0.2%

File : AGSEC2B

hh: Unique identifier in 20013/14

Value	Label	Cases	Percentage
H05107-04-01		1	0.1%
H05108-04-01		1	0.1%
H05303-04-01		1	0.1%
H05306-04-01		1	0.1%
H05306-04-02		1	0.1%
H05308-04-01		1	0.1%
H05403-04-01		1	0.1%
H05407-04-01		2	0.2%
H05407-04-02		1	0.1%
H05412-04-01		1	0.1%
H05412-04-03		1	0.1%
H05701-04-01		1	0.1%
H05705-04-01		2	0.2%
H05711-04-01		2	0.2%
H06008-04-01		1	0.1%
H06009-04-01		3	0.2%
H06010-04-01		1	0.1%
H06101-04-01		1	0.1%
H06110-04-01		1	0.1%
H06209-04-01		1	0.1%
H06301-04-01		3	0.2%
H06302-04-01		1	0.1%
H06406-04-01		1	0.1%
H06602-04-01		1	0.1%
H06603-04-01		1	0.1%
H06607-04-01		1	0.1%
H06608-04-01		1	0.1%
H06701-04-01		1	0.1%
H06704-04-01		5	0.4%
H06706-04-01		1	0.1%
H06709-04-01		1	0.1%
H06710-04-01		1	0.1%
H06801-04-01		1	0.1%
H06806-04-01		1	0.1%
H06807-04-01		2	0.2%
H06810-04-01		1	0.1%
H06902-04-01		1	0.1%
H06903-04-01		1	0.1%
H06909-04-01		3	0.2%
H06911-04-01		1	0.1%
H06914-04-01		1	0.1%
H07003-04-01		2	0.2%
H07007-04-01		1	0.1%

File : AGSEC2B

hh: Unique identifier in 20013/14

Value	Label	Cases	Percentage
H07010-04-01		2	0.2%
H07201-04-01		1	0.1%
H07202-04-02		1	0.1%
H07203-04-01		1	0.1%
H07204-04-01		2	0.2%
H07207-04-01		1	0.1%
H07208-04-01		2	0.2%
H07208-04-02		1	0.1%
H07209-04-01		1	0.1%
H07303-04-01		1	0.1%
H07304-04-01		1	0.1%
H07306-04-01		2	0.2%
H07307-04-01		2	0.2%
H07502-04-02		1	0.1%
H07504-04-01		2	0.2%
H07509-04-02		2	0.2%
H08107-04-01		1	0.1%
H08302-04-03		1	0.1%
H08302-04-04		1	0.1%
H08304-04-01		1	0.1%
H08307-04-02		1	0.1%
H08308-04-03		1	0.1%
H08402-04-01		1	0.1%
H08405-04-01		2	0.2%
H08406-04-01		1	0.1%
H08406-04-02		1	0.1%
H08408-04-01		2	0.2%
H08409-04-02		1	0.1%
H08410-04-01		1	0.1%
H08503-04-03		1	0.1%
H08505-04-01		2	0.2%
H08509-04-01		1	0.1%
H08602-04-01		2	0.2%
H08603-04-01		1	0.1%
H08605-04-01		1	0.1%
H08801-04-01		1	0.1%
H08802-04-01		1	0.1%
H08803-04-01		1	0.1%
H08806-04-01		2	0.2%
H08810-04-01		2	0.2%
H09001-04-01		2	0.2%
H09003-04-01		2	0.2%
H09008-04-02		1	0.1%

File : AGSEC2B

hh: Unique identifier in 20013/14

Value	Label	Cases	Percentage
H09102-04-01		1	0.1%
H09105-04-02		1	0.1%
H09106-04-01		1	0.1%
H09108-04-01		1	0.1%
H09206-04-01		2	0.2%
H09209-04-01		1	0.1%
H09510-04-01		1	0.1%
H09608-04-01		1	0.1%
H09909-04-01		1	0.1%
H09910-04-01		1	0.1%
H10201-04-01		1	0.1%
H10701-04-01		1	0.1%
H10701-04-02		1	0.1%
H10703-04-01		1	0.1%
H10704-04-01		2	0.2%
H10704-04-02		1	0.1%
H10706-04-01		1	0.1%
H10710-04-04		1	0.1%
H10803-04-02		2	0.2%
H10803-04-03		1	0.1%
H10807-04-02		2	0.2%
H10904-04-01		1	0.1%
H10906-04-01		1	0.1%
H10908-04-01		1	0.1%
H10909-04-02		2	0.2%
H11001-04-01		2	0.2%
H11002-04-01		1	0.1%
H11502-04-01		1	0.1%
H11805-04-01		1	0.1%
H11807-04-01		2	0.2%
H11809-04-01		3	0.2%
H11905-04-01		1	0.1%
H11907-04-01		2	0.2%
H12003-04-02		3	0.2%
H12008-04-02		1	0.1%
H12011-04-01		4	0.3%
H12311-04-01		1	0.1%
H12407-04-01		1	0.1%
H12408-04-01		1	0.1%
H12409-04-01		1	0.1%
H12505-04-01		1	0.1%
H12506-04-01		1	0.1%
H12507-04-01		1	0.1%

File : AGSEC2B

hh: Unique identifier in 20013/14

Value	Label	Cases	Percentage
H12603-04-01		2	0.2%
H12605-04-01		1	0.1%
H12606-04-01		2	0.2%
H12606-04-02		1	0.1%
H12609-04-01		1	0.1%
H12610-04-02		1	0.1%
H12611-04-01		2	0.2%
H12704-04-01		1	0.1%
H12706-04-01		2	0.2%
H12708-04-01		1	0.1%
H12710-04-01		1	0.1%
H12805-04-01		1	0.1%
H12806-04-01		1	0.1%
H12808-04-01		1	0.1%
H12811-04-01		1	0.1%
H12905-04-02		2	0.2%
H12906-04-01		2	0.2%
H12907-04-01		1	0.1%
H13002-04-01		1	0.1%
H13003-04-01		1	0.1%
H13007-04-01		3	0.2%
H13008-04-01		3	0.2%
H13104-04-01		1	0.1%
H13105-04-02		3	0.2%
H13106-04-01		1	0.1%
H13107-04-02		1	0.1%
H13107-04-04		2	0.2%
H13204-04-01		1	0.1%
H13205-04-02		3	0.2%
H13207-04-01		1	0.1%
H13303-04-01		1	0.1%
H13306-04-01		2	0.2%
H13307-04-01		1	0.1%
H13310-04-05		1	0.1%
H13310-04-06		3	0.2%
H14001-04-01		1	0.1%
H14106-04-01		1	0.1%
H14109-04-01		1	0.1%
H14201-04-01		1	0.1%
H14206-04-01		1	0.1%
H14207-04-01		1	0.1%
H14207-04-02		2	0.2%
H14207-04-03		1	0.1%

File : AGSEC2B

hh: Unique identifier in 20013/14

Value	Label	Cases	Percentage
H14209-04-01		1	0.1%
H14301-04-01		2	0.2%
H14302-04-04		1	0.1%
H14304-04-03		1	0.1%
H14306-04-02		1	0.1%
H14307-04-01		2	0.2%
H14308-04-02		1	0.1%
H14309-04-05		1	0.1%
H14408-04-01		1	0.1%
H14804-04-01		1	0.1%
H14806-04-01		1	0.1%
H14806-04-02		2	0.2%
H14807-04-01		1	0.1%
H14808-04-01		1	0.1%
H14809-04-01		1	0.1%
H14810-04-01		1	0.1%
H14906-04-01		1	0.1%
H14908-04-01		1	0.1%
H14910-04-01		3	0.2%
H15003-04-01		1	0.1%
H15010-04-01		2	0.2%
H15101-04-01		1	0.1%
H15103-04-01		2	0.2%
H15105-04-01		1	0.1%
H15108-04-01		2	0.2%
H15109-04-02		1	0.1%
H15308-04-01		1	0.1%
H15309-04-01		2	0.2%
H15309-04-02		1	0.1%
H15502-04-01		1	0.1%
H15504-04-01		1	0.1%
H15505-04-01		3	0.2%
H16201-04-01		1	0.1%
H16203-04-01		1	0.1%
H16205-04-01		1	0.1%
H16302-04-01		1	0.1%
H16304-04-01		1	0.1%
H16306-04-01		1	0.1%
H16308-04-01		3	0.2%
H16309-04-01		1	0.1%
H16310-04-01		2	0.2%
H16402-04-01		1	0.1%
H16405-04-02		1	0.1%

File : AGSEC2B

hh: Unique identifier in 20013/14

Value	Label	Cases	Percentage
H16410-04-01		2	0.2%
H16503-04-01		1	0.1%
H16508-04-01		1	0.1%
H16606-04-01		1	0.1%
H16607-04-01		2	0.2%
H16609-04-01		3	0.2%
H16701-04-01		1	0.1%
H16702-04-01		1	0.1%
H16704-04-01		1	0.1%
H16707-04-01		1	0.1%
H16708-04-01		2	0.2%
H16709-04-01		2	0.2%
H16802-04-01		3	0.2%
H16803-04-01		1	0.1%
H16806-04-01		2	0.2%
H16806-04-02		3	0.2%
H16807-04-01		1	0.1%
H16808-04-01		1	0.1%
H16809-04-03		1	0.1%
H17003-04-01		3	0.2%
H17006-04-01		2	0.2%
H17007-04-01		1	0.1%
H17008-04-01		2	0.2%
H17102-04-01		2	0.2%
H17108-04-01		2	0.2%
H17109-04-01		1	0.1%
H17202-04-01		2	0.2%
H17203-04-01		3	0.2%
H17204-04-01		1	0.1%
H17206-04-01		2	0.2%
H17207-04-01		1	0.1%
H17210-04-01		1	0.1%
H17309-04-01		1	0.1%
H17310-04-01		1	0.1%
H17401-04-02		1	0.1%
H17406-04-01		2	0.2%
H17502-04-01		1	0.1%
H17503-04-01		2	0.2%
H17504-04-02		2	0.2%
H17506-04-01		2	0.2%
H17507-04-01		2	0.2%
H17508-04-01		1	0.1%
H17511-04-01		1	0.1%

File : AGSEC2B

hh: Unique identifier in 20013/14

Value	Label	Cases	Percentage
H17511-04-02		1	<div></div> 0.1%
H17601-04-01		1	<div></div> 0.1%
H17606-04-01		1	<div></div> 0.1%
H17609-04-01		1	<div></div> 0.1%
H17708-04-02		1	<div></div> 0.1%
H17709-04-01		2	<div></div> 0.2%
H18001-04-02		2	<div></div> 0.2%
H18010-04-01		1	<div></div> 0.1%
H18011-04-01		2	<div></div> 0.2%
H18013-04-01		3	<div></div> 0.2%
H18102-04-01		1	<div></div> 0.1%
H18103-04-02		1	<div></div> 0.1%
H18202-04-02		1	<div></div> 0.1%
H18202-04-03		1	<div></div> 0.1%
H18202-04-04		1	<div></div> 0.1%
H18202-04-06		1	<div></div> 0.1%
H18206-04-01		1	<div></div> 0.1%
H18209-04-01		1	<div></div> 0.1%
H18210-04-05		1	<div></div> 0.1%
H18301-04-02		2	<div></div> 0.2%
H18301-04-03		1	<div></div> 0.1%
H18306-04-01		2	<div></div> 0.2%
H18601-04-01		2	<div></div> 0.2%
H18601-04-02		1	<div></div> 0.1%
H18712-04-01		2	<div></div> 0.2%
H18801-04-01		2	<div></div> 0.2%
H18801-04-02		1	<div></div> 0.1%
H18802-04-01		2	<div></div> 0.2%
H18805-04-01		1	<div></div> 0.1%
H18806-04-02		3	<div></div> 0.2%
H18807-04-01		3	<div></div> 0.2%
H18909-04-01		2	<div></div> 0.2%
H19001-04-01		1	<div></div> 0.1%
H19001-04-02		1	<div></div> 0.1%
H19002-04-01		1	<div></div> 0.1%
H19009-04-01		1	<div></div> 0.1%
H19105-04-01		2	<div></div> 0.2%
H19107-04-02		2	<div></div> 0.2%
H19108-04-03		1	<div></div> 0.1%
H19109-04-01		1	<div></div> 0.1%
H19110-04-01		1	<div></div> 0.1%
H19203-04-01		1	<div></div> 0.1%
H19204-04-01		2	<div></div> 0.2%

File : AGSEC2B

hh: Unique identifier in 20013/14

Value	Label	Cases	Percentage
H19205-04-01		1	0.1%
H19501-04-01		1	0.1%
H19505-04-01		1	0.1%
H19507-04-01		1	0.1%
H19509-04-01		1	0.1%
H19602-04-02		4	0.3%
H19610-04-01		4	0.3%
H20002-04-01		1	0.1%
H20004-04-01		2	0.2%
H20005-04-02		5	0.4%
H20007-04-01		3	0.2%
H20201-04-01		7	0.5%
H20202-04-01		2	0.2%
H20205-04-01		2	0.2%
H20206-04-01		4	0.3%
H20403-04-01		1	0.1%
H20601-04-02		1	0.1%
H20603-04-02		1	0.1%
H20606-04-01		1	0.1%
H20606-04-02		3	0.2%
H20608-04-01		1	0.1%
H20804-04-01		2	0.2%
H20805-04-01		3	0.2%
H20805-04-02		1	0.1%
H20903-04-03		1	0.1%
H20905-04-01		1	0.1%
H20905-04-02		1	0.1%
H20906-04-03		4	0.3%
H21102-04-02		1	0.1%
H21106-04-01		1	0.1%
H21609-04-01		1	0.1%
H21704-04-01		1	0.1%
H21711-04-01		1	0.1%
H22006-04-01		1	0.1%
H22106-04-01		3	0.2%
H22110-04-05		1	0.1%
H22110-04-06		1	0.1%
H22302-04-01		1	0.1%
H22305-04-01		1	0.1%
H22306-04-01		2	0.2%
H22309-04-01		1	0.1%
H22309-04-02		2	0.2%
H22407-04-01		1	0.1%

File : AGSEC2B

hh: Unique identifier in 20013/14

Value	Label	Cases	Percentage
H22407-04-02		2	<div></div> 0.2%
H22409-04-01		1	<div></div> 0.1%
H22503-04-02		3	<div></div> 0.2%
H22504-04-01		1	<div></div> 0.1%
H22803-04-01		1	<div></div> 0.1%
H23103-04-01		1	<div></div> 0.1%
H23103-04-02		2	<div></div> 0.2%
H23109-04-03		1	<div></div> 0.1%
H23503-04-02		1	<div></div> 0.1%
H23503-04-03		1	<div></div> 0.1%
H23503-04-04		1	<div></div> 0.1%
H23509-04-03		1	<div></div> 0.1%
H23510-04-01		4	<div></div> 0.3%
H23603-04-01		1	<div></div> 0.1%
H23607-04-01		1	<div></div> 0.1%
H23607-04-03		4	<div></div> 0.3%
H23607-04-05		4	<div></div> 0.3%
H23701-04-02		2	<div></div> 0.2%
H23708-04-01		2	<div></div> 0.2%
H23708-04-02		4	<div></div> 0.3%
H23901-04-01		2	<div></div> 0.2%
H23904-04-01		1	<div></div> 0.1%
H23906-04-01		1	<div></div> 0.1%
H24201-04-01		2	<div></div> 0.2%
H24205-04-02		2	<div></div> 0.2%
H24206-04-01		1	<div></div> 0.1%
H24208-04-01		4	<div></div> 0.3%
H24209-04-01		1	<div></div> 0.1%
H24403-04-01		2	<div></div> 0.2%
H24403-04-02		2	<div></div> 0.2%
H24407-04-01		2	<div></div> 0.2%
H24505-04-01		1	<div></div> 0.1%
H24509-04-01		1	<div></div> 0.1%
H24511-04-01		1	<div></div> 0.1%
H24603-04-01		1	<div></div> 0.1%
H24802-04-01		1	<div></div> 0.1%
H24802-04-02		1	<div></div> 0.1%
H25201-04-01		1	<div></div> 0.1%
H25209-04-01		2	<div></div> 0.2%
H25402-04-01		1	<div></div> 0.1%
H25404-04-01		1	<div></div> 0.1%
H25406-04-01		1	<div></div> 0.1%
H25410-04-02		1	<div></div> 0.1%

File : AGSEC2B

hh: Unique identifier in 20013/14

Value	Label	Cases	Percentage
H25601-04-01		3	<div></div> 0.2%
H25603-04-01		1	<div></div> 0.1%
H25605-04-01		1	<div></div> 0.1%
H25606-04-01		1	<div></div> 0.1%
H25609-04-01		2	<div></div> 0.2%
H25609-04-05		1	<div></div> 0.1%
H25610-04-03		2	<div></div> 0.2%
H25702-04-01		1	<div></div> 0.1%
H25704-04-01		2	<div></div> 0.2%
H25707-04-01		2	<div></div> 0.2%
H25904-04-01		1	<div></div> 0.1%
H25908-04-01		2	<div></div> 0.2%
H26009-04-02		1	<div></div> 0.1%
H26009-04-03		1	<div></div> 0.1%
H26009-04-05		1	<div></div> 0.1%
H26106-04-02		1	<div></div> 0.1%
H26109-04-01		2	<div></div> 0.2%
H26111-04-01		1	<div></div> 0.1%
H26201-04-01		2	<div></div> 0.2%
H26203-04-01		3	<div></div> 0.2%
H26205-04-01		2	<div></div> 0.2%
H26206-04-01		1	<div></div> 0.1%
H26206-04-02		1	<div></div> 0.1%
H26208-04-01		1	<div></div> 0.1%
H26209-04-03		1	<div></div> 0.1%
H26209-04-04		1	<div></div> 0.1%
H26305-04-01		1	<div></div> 0.1%
H26311-04-01		1	<div></div> 0.1%
H26407-04-01		1	<div></div> 0.1%
H26411-04-04		1	<div></div> 0.1%
H26502-04-01		1	<div></div> 0.1%
H26511-04-01		1	<div></div> 0.1%
H26602-04-02		2	<div></div> 0.2%
H26603-04-03		1	<div></div> 0.1%
H26605-04-01		2	<div></div> 0.2%
H26609-04-01		2	<div></div> 0.2%
H27005-04-01		2	<div></div> 0.2%
H27102-04-01		2	<div></div> 0.2%
H27103-04-01		1	<div></div> 0.1%
H27104-04-01		1	<div></div> 0.1%
H27106-04-01		1	<div></div> 0.1%
H27106-04-02		2	<div></div> 0.2%
H27107-04-01		1	<div></div> 0.1%

File : AGSEC2B

hh: Unique identifier in 20013/14

Value	Label	Cases	Percentage
H27108-04-01		1	<div></div> 0.1%
H27110-04-01		1	<div></div> 0.1%
H27801-04-01		1	<div></div> 0.1%
H27804-04-01		2	<div></div> 0.2%
H27901-04-01		1	<div></div> 0.1%
H27902-04-01		1	<div></div> 0.1%
H27903-04-01		2	<div></div> 0.2%
H27904-04-01		1	<div></div> 0.1%
H27905-04-01		1	<div></div> 0.1%
H27906-04-01		1	<div></div> 0.1%
H27907-04-01		1	<div></div> 0.1%
H27907-04-02		1	<div></div> 0.1%
H27908-04-01		2	<div></div> 0.2%
H27910-04-01		1	<div></div> 0.1%
H28102-04-01		1	<div></div> 0.1%
H28107-04-01		1	<div></div> 0.1%
H28202-04-01		1	<div></div> 0.1%
H28209-04-01		1	<div></div> 0.1%
H28211-04-01		1	<div></div> 0.1%
H28501-04-01		1	<div></div> 0.1%
H28504-04-01		2	<div></div> 0.2%
H28505-04-03		2	<div></div> 0.2%
H28508-04-01		2	<div></div> 0.2%
H28509-04-01		1	<div></div> 0.1%
H28702-04-01		1	<div></div> 0.1%
H28705-04-01		1	<div></div> 0.1%
H29002-04-01		2	<div></div> 0.2%
H29004-04-01		1	<div></div> 0.1%
H29401-04-01		1	<div></div> 0.1%
H29403-04-01		1	<div></div> 0.1%
H29404-04-01		1	<div></div> 0.1%
H29407-04-01		1	<div></div> 0.1%
H29408-04-01		1	<div></div> 0.1%
H29409-04-01		1	<div></div> 0.1%
H29503-04-01		2	<div></div> 0.2%
H29504-04-01		1	<div></div> 0.1%
H29505-04-01		1	<div></div> 0.1%
H29507-04-01		2	<div></div> 0.2%
H29508-04-01		1	<div></div> 0.1%
H29509-04-01		2	<div></div> 0.2%
H29603-04-01		2	<div></div> 0.2%
H29607-04-01		1	<div></div> 0.1%
H29608-04-01		1	<div></div> 0.1%

File : AGSEC2B

hh: Unique identifier in 20013/14

Value	Label	Cases	Percentage
H29608-04-02		1	<div></div> 0.1%
H29609-04-01		1	<div></div> 0.1%
H29609-04-02		1	<div></div> 0.1%
H29701-04-01		2	<div></div> 0.2%
H29702-04-01		1	<div></div> 0.1%
H29703-04-01		2	<div></div> 0.2%
H29704-04-01		1	<div></div> 0.1%
H29705-04-01		1	<div></div> 0.1%
H29707-04-02		2	<div></div> 0.2%
H29709-04-01		1	<div></div> 0.1%
H29801-04-01		1	<div></div> 0.1%
H29802-04-01		1	<div></div> 0.1%
H29805-04-01		1	<div></div> 0.1%
H29806-04-01		1	<div></div> 0.1%
H29902-04-02		1	<div></div> 0.1%
H29907-04-01		1	<div></div> 0.1%
H30002-04-02		1	<div></div> 0.1%
H30006-04-01		1	<div></div> 0.1%
H30008-04-01		1	<div></div> 0.1%
H30009-04-01		1	<div></div> 0.1%
H30404-04-01		1	<div></div> 0.1%
H30408-04-01		2	<div></div> 0.2%
H30408-04-02		2	<div></div> 0.2%
H30411-04-01		1	<div></div> 0.1%
H30602-04-01		1	<div></div> 0.1%
H30607-04-01		2	<div></div> 0.2%
H30610-04-01		1	<div></div> 0.1%
H30702-04-01		2	<div></div> 0.2%
H30702-04-02		1	<div></div> 0.1%
H30703-04-01		1	<div></div> 0.1%
H30703-04-02		3	<div></div> 0.2%
H30704-04-01		1	<div></div> 0.1%
H30706-04-03		1	<div></div> 0.1%
H30708-04-01		1	<div></div> 0.1%
H30709-04-01		2	<div></div> 0.2%
H30805-04-02		1	<div></div> 0.1%
H30806-04-01		1	<div></div> 0.1%
H30807-04-01		1	<div></div> 0.1%
H30901-04-01		2	<div></div> 0.2%
H30903-04-01		1	<div></div> 0.1%
H30905-04-01		1	<div></div> 0.1%
H30906-04-02		1	<div></div> 0.1%
H30907-04-01		1	<div></div> 0.1%

File : AGSEC2B

hh: Unique identifier in 20013/14

Value	Label	Cases	Percentage
H30908-04-01		1	0.1%
H30910-04-01		1	0.1%
H31003-04-01		1	0.1%
H31004-04-02		3	0.2%
H31008-04-01		2	0.2%
H31102-04-01		1	0.1%
H31103-04-01		1	0.1%
H31108-04-01		1	0.1%
H31109-04-01		1	0.1%
H31702-04-01		1	0.1%
H31708-04-01		1	0.1%
H32101-04-01		1	0.1%
H32108-04-01		1	0.1%
H32203-04-01		2	0.2%
H33504-04-01		1	0.1%
H33505-04-01		2	0.2%
H33506-04-01		2	0.2%
H33508-04-01		1	0.1%
H33509-04-01		1	0.1%
H33601-04-01		1	0.1%
H33604-04-01		2	0.2%
H33605-04-01		2	0.2%
H33607-04-01		2	0.2%
H33701-04-01		1	0.1%
H33704-04-01		1	0.1%
H33705-04-01		1	0.1%
H33707-04-01		3	0.2%
H33708-04-01		2	0.2%
H33709-04-01		2	0.2%
H33802-04-01		1	0.1%
H33803-04-01		3	0.2%
H33804-04-01		1	0.1%
H33805-04-01		1	0.1%
H33806-04-01		1	0.1%
H33808-04-01		4	0.3%
H33809-04-01		1	0.1%
H33901-04-01		2	0.2%
H33902-04-01		1	0.1%
H33903-04-01		1	0.1%
H33905-04-01		1	0.1%
H33907-04-01		2	0.2%
H33909-04-01		1	0.1%
H33910-04-01		1	0.1%

File : AGSEC2B

hh: Unique identifier in 20013/14

Value	Label	Cases	Percentage
H34002-04-01		2	0.2%
H34008-04-01		1	0.1%
H34102-04-01		1	0.1%
H34109-04-01		1	0.1%
H34202-04-01		2	0.2%
H34206-04-01		1	0.1%
H34304-04-01		1	0.1%
H34305-04-01		3	0.2%
H34306-04-01		1	0.1%
H34308-04-01		1	0.1%
H34402-04-01		2	0.2%
H34405-04-01		1	0.1%
H34406-04-01		2	0.2%
H34407-04-01		1	0.1%
H34410-04-01		1	0.1%
H34607-04-01		1	0.1%
H34908-04-01		3	0.2%
H35002-04-01		1	0.1%
H35006-04-01		1	0.1%
H35007-04-01		2	0.2%
H35008-04-01		1	0.1%
H35009-04-01		3	0.2%
H35010-04-01		1	0.1%
H35101-04-01		1	0.1%
H35102-04-01		1	0.1%
H35103-04-01		1	0.1%
H35106-04-01		1	0.1%
H35107-04-01		3	0.2%
H35110-04-01		1	0.1%
H35201-04-01		1	0.1%
H35203-04-01		2	0.2%
H35206-04-01		1	0.1%
H35208-04-01		1	0.1%
H35210-04-01		1	0.1%
H35305-04-01		1	0.1%
H35402-04-01		2	0.2%
H35403-04-01		2	0.2%
H35406-04-01		1	0.1%
H35409-04-01		1	0.1%
H35502-04-01		1	0.1%
H35505-04-01		1	0.1%
H35506-04-01		1	0.1%
H35604-04-01		2	0.2%

File : AGSEC2B

hh: Unique identifier in 20013/14

Value	Label	Cases	Percentage
H35609-04-01		1	0.1%
H35703-04-01		1	0.1%
H35705-04-01		1	0.1%
H35706-04-01		1	0.1%
H35708-04-01		2	0.2%
H35709-04-01		2	0.2%
H35710-04-01		1	0.1%
H35801-04-01		3	0.2%
H35803-04-01		1	0.1%
H35804-04-01		2	0.2%
H35805-04-01		1	0.1%
H35806-04-01		2	0.2%
H35807-04-01		2	0.2%
H35809-04-01		1	0.1%
H35810-04-01		2	0.2%
H35901-04-01		1	0.1%
H35902-04-01		2	0.2%
H35903-04-01		2	0.2%
H35904-04-01		1	0.1%
H35905-04-01		1	0.1%
H35906-04-01		1	0.1%
H35907-04-01		1	0.1%
H36004-04-01		1	0.1%
H36009-04-01		2	0.2%
H36010-04-01		2	0.2%
H36105-04-01		1	0.1%
H36106-04-01		2	0.2%
H36108-04-01		1	0.1%
H36109-04-01		2	0.2%
H36110-04-01		1	0.1%
H36201-04-01		1	0.1%
H36202-04-01		1	0.1%
H36206-04-01		2	0.2%
H36210-04-01		2	0.2%
H36309-04-01		1	0.1%
H36401-04-01		2	0.2%
H36403-04-01		1	0.1%
H36404-04-01		1	0.1%
H36407-04-01		1	0.1%
H36409-04-01		1	0.1%
H36410-04-01		1	0.1%
H36506-04-01		2	0.2%
H36507-04-01		3	0.2%

File : AGSEC2B

hh: Unique identifier in 20013/14

Value	Label	Cases	Percentage
H36605-04-01		2	0.2%
H36608-04-01		3	0.2%
H36609-04-01		1	0.1%
H36610-04-01		3	0.2%
H36701-04-01		2	0.2%
H36702-04-01		1	0.1%
H36705-04-01		1	0.1%
H36706-04-01		1	0.1%
H36707-04-01		2	0.2%
H36708-04-01		1	0.1%
H36710-04-01		1	0.1%
H36801-04-01		1	0.1%
H36802-04-01		1	0.1%
H36804-04-01		1	0.1%
H36807-04-01		1	0.1%
H36809-04-01		3	0.2%
H36903-04-01		1	0.1%
H36908-04-01		1	0.1%
H37003-04-01		1	0.1%
H37004-04-01		1	0.1%
H37005-04-01		1	0.1%
H37006-04-01		1	0.1%
H37009-04-01		1	0.1%
H37102-04-01		1	0.1%
H37104-04-01		1	0.1%
H37105-04-01		1	0.1%
H37108-04-01		1	0.1%
H37201-04-01		1	0.1%
H37203-04-01		2	0.2%
H37204-04-01		2	0.2%
H37205-04-01		1	0.1%
H37206-04-01		1	0.1%
H37207-04-01		1	0.1%
H37209-04-01		1	0.1%
H37210-04-01		1	0.1%
H37302-04-01		2	0.2%
H37305-04-01		2	0.2%
H37306-04-01		2	0.2%
H37308-04-01		1	0.1%
H37309-04-01		1	0.1%
H37404-04-01		3	0.2%
H37405-04-01		1	0.1%
H37407-04-01		4	0.3%

File : AGSEC2B

hh: Unique identifier in 20013/14

Value	Label	Cases	Percentage
H37408-04-01		2	<div></div> 0.2%
H37409-04-01		3	<div></div> 0.2%
H37410-04-01		1	<div></div> 0.1%
H37505-04-01		1	<div></div> 0.1%
H37507-04-01		1	<div></div> 0.1%
H37508-04-01		2	<div></div> 0.2%
H37602-04-02		3	<div></div> 0.2%
H37606-04-01		1	<div></div> 0.1%
H37609-04-01		1	<div></div> 0.1%
H37610-04-01		2	<div></div> 0.2%
H37701-04-01		2	<div></div> 0.2%
H37704-04-01		1	<div></div> 0.1%
H37705-04-01		1	<div></div> 0.1%
H37710-04-01		1	<div></div> 0.1%
H37806-04-01		1	<div></div> 0.1%
H37807-04-01		3	<div></div> 0.2%
H37810-04-01		2	<div></div> 0.2%
H37901-04-01		2	<div></div> 0.2%
H37902-04-01		1	<div></div> 0.1%
H38007-04-01		2	<div></div> 0.2%
H38008-04-01		3	<div></div> 0.2%
H38102-04-01		2	<div></div> 0.2%
H38103-04-01		1	<div></div> 0.1%
H38104-04-01		1	<div></div> 0.1%
H38105-04-01		4	<div></div> 0.3%
H38109-04-01		1	<div></div> 0.1%
H38201-04-01		1	<div></div> 0.1%
H38203-04-01		1	<div></div> 0.1%
H38204-04-01		1	<div></div> 0.1%
H38207-04-01		2	<div></div> 0.2%
H38208-04-01		2	<div></div> 0.2%
H38209-04-01		2	<div></div> 0.2%
H38302-04-01		1	<div></div> 0.1%
H38308-04-01		1	<div></div> 0.1%
H38310-04-01		2	<div></div> 0.2%
H38406-04-01		3	<div></div> 0.2%
H38408-04-01		3	<div></div> 0.2%
H38410-04-01		2	<div></div> 0.2%
H38505-04-01		3	<div></div> 0.2%
H38506-04-01		1	<div></div> 0.1%
H38507-04-01		1	<div></div> 0.1%
H38509-04-01		2	<div></div> 0.2%
H38510-04-01		1	<div></div> 0.1%

File : AGSEC2B

hh: Unique identifier in 20013/14

Value	Label	Cases	Percentage
H38601-04-01		1	<div></div> 0.1%
H38605-04-01		1	<div></div> 0.1%
H38701-04-01		5	<div></div> 0.4%
H38706-04-01		2	<div></div> 0.2%
H38804-04-01		2	<div></div> 0.2%
H38905-04-01		1	<div></div> 0.1%
H39003-04-01		1	<div></div> 0.1%
H39006-04-01		2	<div></div> 0.2%
H39101-04-01		1	<div></div> 0.1%
H39102-04-01		1	<div></div> 0.1%
H39107-04-01		3	<div></div> 0.2%
H39301-04-01		1	<div></div> 0.1%
H39308-04-01		2	<div></div> 0.2%
H39402-04-01		1	<div></div> 0.1%
H39403-04-01		1	<div></div> 0.1%
H39407-04-01		1	<div></div> 0.1%
H39505-04-01		3	<div></div> 0.2%
H39506-04-01		2	<div></div> 0.2%
H39510-04-01		1	<div></div> 0.1%
H39706-04-01		1	<div></div> 0.1%
H39803-04-01		1	<div></div> 0.1%
H39804-04-01		1	<div></div> 0.1%
H39805-04-01		1	<div></div> 0.1%
H39807-04-01		1	<div></div> 0.1%
H39808-04-01		2	<div></div> 0.2%
H39809-04-01		2	<div></div> 0.2%
H39902-04-01		1	<div></div> 0.1%
H39906-04-01		1	<div></div> 0.1%
H39907-04-01		3	<div></div> 0.2%
H40004-04-01		2	<div></div> 0.2%
H40005-04-02		1	<div></div> 0.1%
H40010-04-01		3	<div></div> 0.2%
H40101-04-01		1	<div></div> 0.1%
H40105-04-01		1	<div></div> 0.1%
H40107-04-01		1	<div></div> 0.1%
H40204-04-01		2	<div></div> 0.2%
H40207-04-01		2	<div></div> 0.2%
H40209-04-01		1	<div></div> 0.1%
H40302-04-01		3	<div></div> 0.2%
H40306-04-01		1	<div></div> 0.1%
H40308-04-01		1	<div></div> 0.1%
H40401-04-01		3	<div></div> 0.2%
H40404-04-01		1	<div></div> 0.1%

File : AGSEC2B

hh: Unique identifier in 20013/14

Value	Label	Cases	Percentage
H40405-04-01		1	<div><div></div></div> 0.1%
H40406-04-01		4	<div><div></div></div> 0.3%
H40409-04-01		1	<div><div></div></div> 0.1%
H40410-04-01		2	<div><div></div></div> 0.2%
H40504-04-01		1	<div><div></div></div> 0.1%
H40601-04-01		2	<div><div></div></div> 0.2%
H40607-04-01		1	<div><div></div></div> 0.1%
H40705-04-01		2	<div><div></div></div> 0.2%
H40710-04-01		2	<div><div></div></div> 0.2%
H40801-04-01		1	<div><div></div></div> 0.1%
H40802-04-01		1	<div><div></div></div> 0.1%
H40804-04-01		1	<div><div></div></div> 0.1%
H40808-04-01		1	<div><div></div></div> 0.1%
H40809-04-01		2	<div><div></div></div> 0.2%
H40903-04-01		1	<div><div></div></div> 0.1%
H40906-04-01		1	<div><div></div></div> 0.1%
H40910-04-01		1	<div><div></div></div> 0.1%
H41001-04-01		1	<div><div></div></div> 0.1%
H41002-04-01		1	<div><div></div></div> 0.1%
H41010-04-01		2	<div><div></div></div> 0.2%
H41106-04-01		1	<div><div></div></div> 0.1%
H41108-04-01		1	<div><div></div></div> 0.1%
H41201-04-01		1	<div><div></div></div> 0.1%
H41207-04-01		1	<div><div></div></div> 0.1%
H41210-04-01		1	<div><div></div></div> 0.1%
H41304-04-01		1	<div><div></div></div> 0.1%
H41305-04-01		1	<div><div></div></div> 0.1%
H41309-04-01		1	<div><div></div></div> 0.1%
H41401-04-01		1	<div><div></div></div> 0.1%
H41405-04-01		1	<div><div></div></div> 0.1%
H41408-04-01		1	<div><div></div></div> 0.1%
H41502-04-01		2	<div><div></div></div> 0.2%
H41504-04-01		1	<div><div></div></div> 0.1%
H41505-04-01		1	<div><div></div></div> 0.1%
H41701-04-01		2	<div><div></div></div> 0.2%
H41702-04-01		5	<div><div></div></div> 0.4%
H41703-04-01		1	<div><div></div></div> 0.1%
H41706-04-01		2	<div><div></div></div> 0.2%
H41707-04-01		3	<div><div></div></div> 0.2%
H41708-04-01		1	<div><div></div></div> 0.1%
H41709-04-01		5	<div><div></div></div> 0.4%
H41802-04-01		1	<div><div></div></div> 0.1%
H41804-04-01		1	<div><div></div></div> 0.1%

File : AGSEC2B

hh: Unique identifier in 20013/14

Value	Label	Cases	Percentage
H41805-04-01		1	0.1%
H41902-04-01		1	0.1%
H41903-04-01		1	0.1%
H41908-04-01		1	0.1%
H41909-04-01		1	0.1%
H42003-04-01		1	0.1%
H42006-04-01		2	0.2%
H42105-04-01		1	0.1%
H42201-04-02		2	0.2%
H42303-04-01		1	0.1%
H42309-04-01		1	0.1%
H42401-04-01		1	0.1%
H42403-04-01		1	0.1%
H42404-04-02		1	0.1%
H42405-04-01		2	0.2%
H42501-04-01		1	0.1%
H42503-04-01		1	0.1%
H42505-04-01		1	0.1%
H42506-04-01		1	0.1%
H42507-04-01		1	0.1%
H42508-04-01		1	0.1%
H42509-04-01		1	0.1%
H42510-04-01		1	0.1%
H42602-04-01		1	0.1%
H42608-04-01		1	0.1%
H42610-04-01		1	0.1%
H42707-04-01		1	0.1%
H42805-04-01		1	0.1%
H42806-04-01		3	0.2%
H42810-04-01		1	0.1%
H42905-04-01		1	0.1%
H42906-04-01		1	0.1%
H42907-04-01		1	0.1%
H42908-04-01		2	0.2%
H43002-04-01		1	0.1%
H43004-04-01		1	0.1%
H43007-04-01		1	0.1%
H43010-04-01		1	0.1%

Warning: these figures indicate the number of cases found in the data file. They cannot be interpreted as summary statistics of the population of interest.

wgt_X: Cross sectional weight for 2013_2014 panel survey



Information	[Type= continuous] [Format=numeric] [Range= 314.975738525391-6452.8603515625] [Missing=*]
Statistics [NW/ W]	[Valid=1294 /-] [Invalid=0 /-]

File : AGSEC3A			
# HHID: Household ID			
Information		[Type= discrete] [Format=numeric] [Range= 1100401-430100401] [Missing=*]	
Statistics [NW/ W]		[Valid=7550 /-] [Invalid=0 /-]	
# parcelID: Record Parcel to which Plot Belongs			
Information		[Type= discrete] [Format=numeric] [Range= 1-10] [Missing=*]	
Statistics [NW/ W]		[Valid=7548 /-] [Invalid=2 /-]	
Value	Label	Cases	Percentage
1		4435	<div></div> 58.8%
2		1889	<div></div> 25.0%
3		779	<div></div> 10.3%
4		299	<div></div> 4.0%
5		95	<div></div> 1.3%
6		33	<div></div> 0.4%
7		10	<div></div> 0.1%
8		4	<div></div> 0.1%
9		2	<div></div> 0.0%
10		2	<div></div> 0.0%
Sysmiss		2	
Warning: these figures indicate the number of cases found in the data file. They cannot be interpreted as summary statistics of the population of interest.			
# plotID: Plot specific information			
Information		[Type= discrete] [Format=numeric] [Range= 1-15] [Missing=*]	
Statistics [NW/ W]		[Valid=7550 /-] [Invalid=0 /-]	
Value	Label	Cases	Percentage
1		2380	<div></div> 31.5%
2		1979	<div></div> 26.2%
3		1401	<div></div> 18.6%
4		863	<div></div> 11.4%
5		464	<div></div> 6.1%
6		223	<div></div> 3.0%
7		114	<div></div> 1.5%
8		61	<div></div> 0.8%
9		33	<div></div> 0.4%
10		18	<div></div> 0.2%
11		5	<div></div> 0.1%
12		4	<div></div> 0.1%
13		2	<div></div> 0.0%
14		2	<div></div> 0.0%
15		1	<div></div> 0.0%
Warning: these figures indicate the number of cases found in the data file. They cannot be interpreted as summary statistics of the population of interest.			
# a3aq3_1: Plot_Resp: Record member of household who is the respondent for each plot.			
Information		[Type= continuous] [Format=numeric] [Range= 102001-43010001] [Missing=*]	
Statistics [NW/ W]		[Valid=7549 /-] [Invalid=1 /-]	

File : AGSEC3A

a3aq3_2: A3AQ1A: Were the decisions concerning the timing of cropping activities, crop ch

Information	[Type= discrete] [Format=numeric] [Range= 1-2] [Missing=*]
Statistics [NW/ W]	[Valid=7547 /-] [Invalid=3 /-]

Value	Label	Cases	Percentage
1	Single decision maker	3012	 39.9%
2	Multiple decision makers	4535	 60.1%
Sysmiss		3	

Warning: these figures indicate the number of cases found in the data file. They cannot be interpreted as summary statistics of the population of interest.

a3aq3_3: A3AQ1B: Who was the primary decision maker on the [A3AQ3] plot during 1st croppi

Information	[Type= continuous] [Format=numeric] [Range= 102001-43004001] [Missing=*]
Statistics [NW/ W]	[Valid=3012 /-] [Invalid=4538 /-]

a3aq3_4a: A3AQ1C: Who were the decision makers on the [A3AQ3] plot during 1st cropping sea



Information	[Type= continuous] [Format=numeric] [Range= 104001-43010001] [Missing=*]
Statistics [NW/ W]	[Valid=4535 /-] [Invalid=3015 /-]

a3aq3_4b: A3AQ1D: Record second household member who was a decision maker on the [A3AQ3] p

Information	[Type= continuous] [Format=numeric] [Range= 104002-99999999] [Missing=*]
Statistics [NW/ W]	[Valid=4532 /-] [Invalid=3018 /-]

a3aq3a: A3AQ3A:Was the parcel burned in preparation for planting?



Information	[Type= discrete] [Format=numeric] [Range= 1-2] [Missing=*]
Statistics [NW/ W]	[Valid=7544 /-] [Invalid=6 /-]

Value	Label	Cases	Percentage
1	Yes	611	 8.1%
2	No	6933	 91.9%
Sysmiss		6	

Warning: these figures indicate the number of cases found in the data file. They cannot be interpreted as summary statistics of the population of interest.

a3aq4: A3AQ4:Did you use any organic fertilizer on the parcel/plot?

Information	[Type= discrete] [Format=numeric] [Range= 1-2] [Missing=*]
Statistics [NW/ W]	[Valid=7543 /-] [Invalid=7 /-]

Value	Label	Cases	Percentage
1	Yes	322	 4.3%
2	No	7221	 95.7%
Sysmiss		7	

Warning: these figures indicate the number of cases found in the data file. They cannot be interpreted as summary statistics of the population of interest.

a3aq5: A3AQ5:What was the quantity used?



Information	[Type= continuous] [Format=numeric] [Range= 0.5-7000] [Missing=*]
Statistics [NW/ W]	[Valid=322 /-] [Invalid=7228 /-]

a3aq6: A3AQ6:Was any of this purchased?

Information	[Type= discrete] [Format=numeric] [Range= 1-2] [Missing=*]
Statistics [NW/ W]	[Valid=322 /-] [Invalid=7228 /-]

File : AGSEC3A

a3aq6: A3AQ6:Was any of this purchased?

Value	Label	Cases	Percentage
1	Yes	39	 12.1%
2	No	283	 87.9%
Sysmiss		7228	

Warning: these figures indicate the number of cases found in the data file. They cannot be interpreted as summary statistics of the population of interest.

a3aq7: A3AQ7:How much was purchased?






Information	[Type= continuous] [Format=numeric] [Range= 0.5-7000] [Missing=*]
Statistics [NW/ W]	[Valid=39 /-] [Invalid=7511 /-]

a3aq8: A3AQ8:What was the value of the purchase?

Information	[Type= continuous] [Format=numeric] [Range= 5000-1400000] [Missing=*]
Statistics [NW/ W]	[Valid=39 /-] [Invalid=7511 /-]

a3aq9: A3AQ9:Where did you buy most of it from?




Information	[Type= discrete] [Format=numeric] [Range= 1-6] [Missing=*]
Statistics [NW/ W]	[Valid=39 /-] [Invalid=7511 /-]

Value	Label	Cases	Percentage
1	Government/LC	0	
2	Private Trader in Local Market/Village	7	 17.9%
3	Private Trader in District Market	5	 12.8%
4	Fellow Farmer	23	 59.0%
5	Neighbour/Relative	3	 7.7%
6	Other (Specify)	1	 2.6%
Sysmiss		7511	

Warning: these figures indicate the number of cases found in the data file. They cannot be interpreted as summary statistics of the population of interest.

a3aq12: A3AQ12:What was the main source of organic fertilizer used on the parcel/plot?



Information	[Type= discrete] [Format=numeric] [Range= 1-3] [Missing=*]
Statistics [NW/ W]	[Valid=285 /-] [Invalid=7265 /-]

Value	Label	Cases	Percentage
1	Own Livestock	209	 73.3%
2	Own crop residues	40	 14.0%
3	Other (specify)	36	 12.6%
Sysmiss		7265	

Warning: these figures indicate the number of cases found in the data file. They cannot be interpreted as summary statistics of the population of interest.

a3aq13: A3AQ13:Did you use any inorganic/ chemical fertilizer on the parcel/plot?

Information	[Type= discrete] [Format=numeric] [Range= 1-2] [Missing=*]
Statistics [NW/ W]	[Valid=7543 /-] [Invalid=7 /-]





Value	Label	Cases	Percentage
1	Yes	156	 2.1%
2	No	7387	 97.9%
Sysmiss		7	

Warning: these figures indicate the number of cases found in the data file. They cannot be interpreted as summary statistics of the population of interest.

File : AGSEC3A

a3aq14: What type was used?A3AQ14:What type was used?

Information	[Type= discrete] [Format=numeric] [Range= 1-4] [Missing=*]
Statistics [NW/ W]	[Valid=156 /-] [Invalid=7394 /-]

Value	Label	Cases	Percentage
1	Nitrate	40	 25.6%
2	Phosphate	27	 17.3%
3	Potash	12	 7.7%
4	Mixed	77	 49.4%
Sysmiss		7394	



Warning: these figures indicate the number of cases found in the data file. They cannot be interpreted as summary statistics of the population of interest.

a3aq15: A3AQ15:What was the quantity used?

Information	[Type= continuous] [Format=numeric] [Range= 0.200000002980232-1000] [Missing=*]
Statistics [NW/ W]	[Valid=156 /-] [Invalid=7394 /-]

a3aq16: A3AQ16:Was any of this purchased?

Information	[Type= discrete] [Format=numeric] [Range= 1-2] [Missing=*]
Statistics [NW/ W]	[Valid=156 /-] [Invalid=7394 /-]

Value	Label	Cases	Percentage
1	Yes	144	 92.3%
2	No	12	 7.7%
Sysmiss		7394	

Warning: these figures indicate the number of cases found in the data file. They cannot be interpreted as summary statistics of the population of interest.

a3aq17: A3AQ17:How much was purchased?






Information	[Type= continuous] [Format=numeric] [Range= 0.200000002980232-1000] [Missing=*]
Statistics [NW/ W]	[Valid=144 /-] [Invalid=7406 /-]

a3aq18: A3AQ18:What was the value of the purchases?

Information	[Type= continuous] [Format=numeric] [Range= 1200-2700000] [Missing=*]
Statistics [NW/ W]	[Valid=144 /-] [Invalid=7406 /-]

a3aq19: A3AQ19:Where did you buy most of it?

Information	[Type= discrete] [Format=numeric] [Range= 1-6] [Missing=*]
Statistics [NW/ W]	[Valid=144 /-] [Invalid=7406 /-]

Value	Label	Cases	Percentage
1	Government/LC	1	 0.7%
2	Private Trader in Local Market/Village	68	 47.2%
3	Private Trader in District Market	58	 40.3%
4	Fellow Farmer	2	 1.4%
5	Neighbour/Relative	0	
6	Other (Specify)	15	 10.4%
Sysmiss		7406	

Warning: these figures indicate the number of cases found in the data file. They cannot be interpreted as summary statistics of the population of interest.

a3aq22: A3AQ22:Did you use any pesticides on the parcel/plot?

Information	[Type= discrete] [Format=numeric] [Range= 1-2] [Missing=*]
--------------------	--

File : AGSEC3A

a3aq22: A3AQ22:Did you use any pesticides on the parcel/plot?

Statistics [NW/ W] [Valid=7543 /-] [Invalid=7 /-]

Value	Label	Cases	Percentage
1	Yes	364	<div><div></div></div> 4.8%
2	No	7179	<div><div></div></div> 95.2%
Sysmiss		7	

Warning: these figures indicate the number of cases found in the data file. They cannot be interpreted as summary statistics of the population of interest.

a3aq23: A3AQ23:What type was used?

Information [Type= discrete] [Format=numeric] [Range= 1-96] [Missing=*]

Statistics [NW/ W] [Valid=364 /-] [Invalid=7186 /-]

Value	Label	Cases	Percentage
1	Insecticides	170	<div><div></div></div> 46.7%
2	Miticides/Acaricides	13	<div><div></div></div> 3.6%
3	Fungicides	13	<div><div></div></div> 3.6%
4	Growth regulators and harvest aids	117	<div><div></div></div> 32.1%
5	Rodenticides	0	
6	Nematicides/molluscicides	13	<div><div></div></div> 3.6%
96	Other (Specify)	38	<div><div></div></div> 10.4%
Sysmiss		7186	

Warning: these figures indicate the number of cases found in the data file. They cannot be interpreted as summary statistics of the population of interest.

a3aq24b: A3AQ24B:How much quantity was used?

Information [Type= continuous] [Format=numeric] [Range= 0.0199999995529652-60] [Missing=*]

Statistics [NW/ W] [Valid=364 /-] [Invalid=7186 /-]

a3aq24a: A3AQ24A:What was the quantity used?

Information [Type= discrete] [Format=numeric] [Range= 1-2] [Missing=*]

Statistics [NW/ W] [Valid=364 /-] [Invalid=7186 /-]

Value	Label	Cases	Percentage
1	Kilograms	24	<div><div></div></div> 6.6%
2	Litres	340	<div><div></div></div> 93.4%
Sysmiss		7186	

Warning: these figures indicate the number of cases found in the data file. They cannot be interpreted as summary statistics of the population of interest.

a3aq25: A3AQ25:Was any of this purchased?

Information [Type= discrete] [Format=numeric] [Range= 1-2] [Missing=*]

Statistics [NW/ W] [Valid=364 /-] [Invalid=7186 /-]

Value	Label	Cases	Percentage
1	Yes	348	<div><div></div></div> 95.6%
2	No	16	<div><div></div></div> 4.4%
Sysmiss		7186	

Warning: these figures indicate the number of cases found in the data file. They cannot be interpreted as summary statistics of the population of interest.

a3aq26: A3AQ26:What quantity was purchased?

Information [Type= continuous] [Format=numeric] [Range= 0.0199999995529652-40] [Missing=*]

Statistics [NW/ W] [Valid=348 /-] [Invalid=7202 /-]

File : AGSEC3A			
# a3aq27: A3AQ27:What was the value of the purchase?			
Information		[Type= continuous] [Format=numeric] [Range= 150-206000] [Missing=*]	
Statistics [NW/ W]		[Valid=348 /-] [Invalid=7202 /-]	
# a3aq28: A3AQ28: Where did you buy most of it?			
Information		[Type= discrete] [Format=numeric] [Range= 1-6] [Missing=*]	
Statistics [NW/ W]		[Valid=348 /-] [Invalid=7202 /-]	
Value	Label	Cases	Percentage
1	Government/LC	2	0.6%
2	Private Trader in Local Market/Village	198	56.9%
3	Private Trader in District Market	135	38.8%
4	Fellow Farmer	6	1.7%
5	Neighbour/Relative	2	0.6%
6	Other (Specify)	5	1.4%
Sysmiss		7202	
Warning: these figures indicate the number of cases found in the data file. They cannot be interpreted as summary statistics of the population of interest.			
# a3aq33a: A3AQ33A:Which members of the household worked on this plot?			
Information		[Type= continuous] [Format=numeric] [Range= 102001-99999999] [Missing=*]	
Statistics [NW/ W]		[Valid=7088 /-] [Invalid=462 /-]	
# a3aq33b: A3AQ33B:Which members of the household worked on this plot-second member			
Information		[Type= continuous] [Format=numeric] [Range= 102002-99999999] [Missing=*]	
Statistics [NW/ W]		[Valid=5671 /-] [Invalid=1879 /-]	
# a3aq33c: A3AQ33C:Which members of the household worked on this plot-third member?			
Information		[Type= continuous] [Format=numeric] [Range= 3408004-99999999] [Missing=*]	
Statistics [NW/ W]		[Valid=3155 /-] [Invalid=4395 /-]	
# a3aq33d: A3AQ33D:Which members of the household worked on this plot-fourth member?			
Information		[Type= continuous] [Format=numeric] [Range= 3602008-99999999] [Missing=*]	
Statistics [NW/ W]		[Valid=2013 /-] [Invalid=5537 /-]	
# a3aq33e: A3AQ33E:Which members of the household worked on this plot-fifth member?			
Information		[Type= continuous] [Format=numeric] [Range= 3604007-99999999] [Missing=*]	
Statistics [NW/ W]		[Valid=1027 /-] [Invalid=6523 /-]	
# a3aq33a_1: A3AQ33a_1:For this plot how many days did they work?			
Information		[Type= continuous] [Format=numeric] [Range= 1-120] [Missing=*]	
Statistics [NW/ W]		[Valid=7088 /-] [Invalid=462 /-]	
# a3aq33b_1: A3AQ33b_1:For this plot how many days did they work?-second member			
Information		[Type= continuous] [Format=numeric] [Range= 1-120] [Missing=*]	
Statistics [NW/ W]		[Valid=5615 /-] [Invalid=1935 /-]	
# a3aq33c_1: A3AQ33c_1:For this plot how many days did they work?-Third member			
Information		[Type= continuous] [Format=numeric] [Range= 1-115] [Missing=*]	
Statistics [NW/ W]		[Valid=3114 /-] [Invalid=4436 /-]	

File : AGSEC3A

a3aq33d_1: A3AQ33d_1:For this plot how many days did they work?-forth member

Information [Type= continuous] [Format=numeric] [Range= 1-98] [Missing=*]

Statistics [NW/ W] [Valid=1982 /-] [Invalid=5568 /-]

a3aq33e_1: A3AQ33e_1:For this plot how many days did they work?-fifth member



Information [Type= continuous] [Format=numeric] [Range= 1-90] [Missing=*]

Statistics [NW/ W] [Valid=1006 /-] [Invalid=6544 /-]

a3aq34: A3AQ34:Did you hire any labour to work on this plot during the first season of 2

Information [Type= discrete] [Format=numeric] [Range= 1-2] [Missing=*]

Statistics [NW/ W] [Valid=7545 /-] [Invalid=5 /-]

Value	Label	Cases	Percentage
1	Yes	1888	 25.0%
2	No	5657	 75.0%
Sysmiss		5	

Warning: these figures indicate the number of cases found in the data file. They cannot be interpreted as summary statistics of the population of interest.

a3aq35a: A3AQ35A:For this plot how many days did you hire in?-men

Information [Type= continuous] [Format=numeric] [Range= 0-180] [Missing=*]

Statistics [NW/ W] [Valid=1888 /-] [Invalid=5662 /-]

a3aq35b: A3AQ35B:For this plot how many days did you hire in?

Information [Type= continuous] [Format=numeric] [Range= 0-120] [Missing=*]

Statistics [NW/ W] [Valid=1887 /-] [Invalid=5663 /-]

a3aq35c: A3AQ35C:For this plot how many days did you hire in?

Information [Type= continuous] [Format=numeric] [Range= 0-30] [Missing=*]

Statistics [NW/ W] [Valid=1888 /-] [Invalid=5662 /-]

a3aq36: A3BQ36:How much did you pay including the value in-kind payments for these days












Information [Type= continuous] [Format=numeric] [Range= 0-3000000] [Missing=*]

Statistics [NW/ W] [Valid=1888 /-] [Invalid=5662 /-]

a3aq33: A3AQ33:How many household members worked on this plot during the first season of

Information [Type= discrete] [Format=numeric] [Range= 0-11] [Missing=*]

Statistics [NW/ W] [Valid=7545 /-] [Invalid=5 /-]

Value	Label	Cases	Percentage
0		455	 6.0%
1		1414	 18.7%
2		2520	 33.4%
3		1148	 15.2%
4		990	 13.1%
5		622	 8.2%
6		200	 2.7%
7		107	 1.4%
8		61	 0.8%
9		15	 0.2%
10		11	 0.1%

File : AGSEC3A**# a3aq33: A3AQ33:How many household members worked on this plot during the first season of**

Value	Label	Cases	Percentage
11		2	0.0%
Sysmiss		5	

Warning: these figures indicate the number of cases found in the data file. They cannot be interpreted as summary statistics of the population of interest.

hh: Unique identifier in 20013/14

Information	[Type= discrete] [Format=character] [Missing=*]
Statistics [NW/ W]	[Valid=7550 /-] [Invalid=0 /-]

wgt_X: Cross sectional weight for 2013_2014 panel survey

Information	[Type= continuous] [Format=numeric] [Range= 314.975738525391-6452.8603515625] [Missing=*]
Statistics [NW/ W]	[Valid=7550 /-] [Invalid=0 /-]

File : AGSEC3B			
# HHID: Household ID			
Information	[Type= discrete] [Format=numeric] [Range= 1100401-430100401] [Missing=*]		
Statistics [NW/ W]	[Valid=6756 +/-] [Invalid=0 +/-]		
# plotID: APlot2			
Information	[Type= discrete] [Format=numeric] [Range= 1-14] [Missing=*]		
Statistics [NW/ W]	[Valid=6756 +/-] [Invalid=0 +/-]		
Value	Label	Cases	Percentage
1		2162	<div><div></div></div> 32.0%
2		1773	<div><div></div></div> 26.2%
3		1239	<div><div></div></div> 18.3%
4		774	<div><div></div></div> 11.5%
5		423	<div><div></div></div> 6.3%
6		204	<div><div></div></div> 3.0%
7		97	<div><div></div></div> 1.4%
8		48	<div><div></div></div> 0.7%
9		20	<div><div></div></div> 0.3%
10		7	<div><div></div></div> 0.1%
11		3	<div><div></div></div> 0.0%
12		3	<div><div></div></div> 0.0%
13		2	<div><div></div></div> 0.0%
14		1	<div><div></div></div> 0.0%
Warning: these figures indicate the number of cases found in the data file. They cannot be interpreted as summary statistics of the population of interest.			
# parcelID: Record Parcel to which Plot Belongs			
Information	[Type= discrete] [Format=numeric] [Range= 1-10] [Missing=*]		
Statistics [NW/ W]	[Valid=6755 +/-] [Invalid=1 +/-]		
Value	Label	Cases	Percentage
1		3891	<div><div></div></div> 57.6%
2		1694	<div><div></div></div> 25.1%
3		767	<div><div></div></div> 11.4%
4		263	<div><div></div></div> 3.9%
5		96	<div><div></div></div> 1.4%
6		28	<div><div></div></div> 0.4%
7		8	<div><div></div></div> 0.1%
8		4	<div><div></div></div> 0.1%
9		2	<div><div></div></div> 0.0%
10		2	<div><div></div></div> 0.0%
Sysmiss		1	
Warning: these figures indicate the number of cases found in the data file. They cannot be interpreted as summary statistics of the population of interest.			
# a3bq3_1: Plot2_Resp: Record member of household who is the respondent for each plot.			
Information	[Type= continuous] [Format=numeric] [Range= 102001-999999999] [Missing=*]		
Statistics [NW/ W]	[Valid=6747 +/-] [Invalid=9 +/-]		
# a3bq3_2: A3BQ1A: Were the decisions concerning the timing of cropping activities, crop ch			
Information	[Type= discrete] [Format=numeric] [Range= 1-2] [Missing=*]		

File : AGSEC3B

a3bq3_2: A3BQ1A: Were the decisions concerning the timing of cropping activities, crop ch

Statistics [NW/ W] [Valid=6747 /-] [Invalid=9 /-]

Value	Label	Cases	Percentage
1	Single decision maker	2976	<div><div></div></div> 44.1%
2	Multiple decision makers	3771	<div><div></div></div> 55.9%
Sysmiss		9	

Warning: these figures indicate the number of cases found in the data file. They cannot be interpreted as summary statistics of the population of interest.

a3bq3_3: A3BQ1B: Who was the primary decision maker on the [A3BQ3] plot?

Information [Type= continuous] [Format=numeric] [Range= 102001-99999999] [Missing=*]

Statistics [NW/ W] [Valid=2975 /-] [Invalid=3781 /-]

a3bq3_4a: A3BQ1C: Who were the decision makers on the [A3BQ3] plot?

Information [Type= continuous] [Format=numeric] [Range= 2310001-99999999] [Missing=*]

Statistics [NW/ W] [Valid=3771 /-] [Invalid=2985 /-]

a3bq3_4b: A3BQ1D: Record second household member who was a decision maker on the [A3BQ3] p

Information [Type= continuous] [Format=numeric] [Range= 2310002-99999999] [Missing=*]

Statistics [NW/ W] [Valid=3760 /-] [Invalid=2996 /-]

a3bq3a: A3BQ3A: Was the parcel/plot burned in preparation for planting?

Information [Type= discrete] [Format=numeric] [Range= 1-2] [Missing=*]

Statistics [NW/ W] [Valid=6741 /-] [Invalid=15 /-]

Value	Label	Cases	Percentage
1	Yes	196	<div><div></div></div> 2.9%
2	No	6545	<div><div></div></div> 97.1%
Sysmiss		15	

Warning: these figures indicate the number of cases found in the data file. They cannot be interpreted as summary statistics of the population of interest.

a3bq4: A3BQ4: Did you use any organic fertilizer on the parcel/plot?

Information [Type= discrete] [Format=numeric] [Range= 1-2] [Missing=*]

Statistics [NW/ W] [Valid=6741 /-] [Invalid=15 /-]

Value	Label	Cases	Percentage
1	Yes	131	<div><div></div></div> 1.9%
2	No	6610	<div><div></div></div> 98.1%
Sysmiss		15	

Warning: these figures indicate the number of cases found in the data file. They cannot be interpreted as summary statistics of the population of interest.

a3bq5: A3BQ5: What was the quantity used?

Information [Type= continuous] [Format=numeric] [Range= 3-12000] [Missing=*]

Statistics [NW/ W] [Valid=131 /-] [Invalid=6625 /-]

a3bq6: A3BQ6: Was any of this purchased?

Information [Type= discrete] [Format=numeric] [Range= 1-2] [Missing=*]

Statistics [NW/ W] [Valid=131 /-] [Invalid=6625 /-]

Value	Label	Cases	Percentage
1	Yes	19	<div><div></div></div> 14.5%

File : AGSEC3B

a3bq6: A3BQ6:Was any of this purchased?

Value	Label	Cases	Percentage
2	No	112	<div></div> 85.5%
Sysmiss		6625	

Warning: these figures indicate the number of cases found in the data file. They cannot be interpreted as summary statistics of the population of interest.

a3bq7: A3BQ7:How much was purchased?

Information	[Type= continuous] [Format=numeric] [Range= 0-12000] [Missing=*]
Statistics [NW/ W]	[Valid=19 /-] [Invalid=6737 /-]

a3bq8: A3BQ8:What was the value of the purchase?

Information	[Type= continuous] [Format=numeric] [Range= 0-800000] [Missing=*]
Statistics [NW/ W]	[Valid=19 /-] [Invalid=6737 /-]

a3bq9: A3BQ9:Where did you buy most of it from?

Information	[Type= discrete] [Format=numeric] [Range= 1-6] [Missing=*]
Statistics [NW/ W]	[Valid=19 /-] [Invalid=6737 /-]

Value	Label	Cases	Percentage
1	Government/LC	0	
2	Private Trader in Local Market/Village	6	<div></div> 31.6%
3	Private Trader in District Market	1	<div></div> 5.3%
4	Fellow Farmer	8	<div></div> 42.1%
5	Neighbour/Relative	3	<div></div> 15.8%
6	Other (Specify)	1	<div></div> 5.3%
Sysmiss		6737	

Warning: these figures indicate the number of cases found in the data file. They cannot be interpreted as summary statistics of the population of interest.

a3bq12: A3BQ12:What was the main source of organic fertilizer used on the parcel/plot?

Information	[Type= discrete] [Format=numeric] [Range= 1-3] [Missing=*]
Statistics [NW/ W]	[Valid=112 /-] [Invalid=6644 /-]

Value	Label	Cases	Percentage
1	Own Livestock	98	<div></div> 87.5%
2	Own crop residues	8	<div></div> 7.1%
3	Other (specify)	6	<div></div> 5.4%
Sysmiss		6644	

Warning: these figures indicate the number of cases found in the data file. They cannot be interpreted as summary statistics of the population of interest.

a3bq13: A3BQ13:Did you use any inorganic/ chemical fertilizer on the parcel/plot?

Information	[Type= discrete] [Format=numeric] [Range= 1-2] [Missing=*]
Statistics [NW/ W]	[Valid=6741 /-] [Invalid=15 /-]

Value	Label	Cases	Percentage
1	Yes	67	<div></div> 1.0%
2	No	6674	<div></div> 99.0%
Sysmiss		15	

Warning: these figures indicate the number of cases found in the data file. They cannot be interpreted as summary statistics of the population of interest.

a3bq14: What type was used?A3BQ14:What type was used?

Information	[Type= discrete] [Format=numeric] [Range= 1-4] [Missing=*]
-------------	--

File : AGSEC3B

a3bq14: What type was used?A3BQ14:What type was used?

Statistics [NW/ W] [Valid=67 /-] [Invalid=6689 /-]

Value	Label	Cases	Percentage
1	Nitrate	5	7.5%
2	Phosphate	6	9.0%
3	Potash	7	10.4%
4	Mixed	49	73.1%
Sysmiss		6689	

Warning: these figures indicate the number of cases found in the data file. They cannot be interpreted as summary statistics of the population of interest.

a3bq15: A3BQ15:What was the quantity used?

Information [Type= continuous] [Format=numeric] [Range= 0.119999997317791-400] [Missing=*]

Statistics [NW/ W] [Valid=67 /-] [Invalid=6689 /-]

a3bq16: A3BQ16:Was any of this purchased?

Information [Type= discrete] [Format=numeric] [Range= 1-2] [Missing=*]

Statistics [NW/ W] [Valid=67 /-] [Invalid=6689 /-]

Value	Label	Cases	Percentage
1	Yes	62	92.5%
2	No	5	7.5%
Sysmiss		6689	

Warning: these figures indicate the number of cases found in the data file. They cannot be interpreted as summary statistics of the population of interest.

a3bq17: A3BQ17:How much was purchased?

Information [Type= continuous] [Format=numeric] [Range= 0.119999997317791-400] [Missing=*]

Statistics [NW/ W] [Valid=62 /-] [Invalid=6694 /-]

a3bq18: A3BQ18:What was the value of the purchases?

Information [Type= continuous] [Format=numeric] [Range= 3000-784000] [Missing=*]

Statistics [NW/ W] [Valid=62 /-] [Invalid=6694 /-]

a3bq19: A3BQ19:Where did you buy most of it?

Information [Type= discrete] [Format=numeric] [Range= 1-6] [Missing=*]

Statistics [NW/ W] [Valid=61 /-] [Invalid=6695 /-]

Value	Label	Cases	Percentage
1	Government/LC	0	
2	Private Trader in Local Market/Village	24	39.3%
3	Private Trader in District Market	33	54.1%
4	Fellow Farmer	1	1.6%
5	Neighbour/Relative	0	
6	Other (Specify)	3	4.9%
Sysmiss		6695	

Warning: these figures indicate the number of cases found in the data file. They cannot be interpreted as summary statistics of the population of interest.



a3bq22: A3BQ22:Did you use any pesticides on the parcel/plot?

Information [Type= discrete] [Format=numeric] [Range= 1-2] [Missing=*]

Statistics [NW/ W] [Valid=6741 /-] [Invalid=15 /-]

File : AGSEC3B







a3bq22: A3BQ22:Did you use any pesticides on the parcel/plot?

Value	Label	Cases	Percentage
1	Yes	244	 3.6%
2	No	6497	 96.4%
Sysmiss		15	

Warning: these figures indicate the number of cases found in the data file. They cannot be interpreted as summary statistics of the population of interest.

a3bq23: A3BQ23:What type was used?

Information	[Type= discrete] [Format=numeric] [Range= 1-96] [Missing=*]
Statistics [NW/ W]	[Valid=243 -/] [Invalid=6513 -/]

Value	Label	Cases	Percentage
1	Insecticides	100	 41.2%
2	Miticides/Acaricides	7	 2.9%
3	Fungicides	2	 0.8%
4	Growth regulators and harvest aids	83	 34.2%
5	Rodenticides	1	 0.4%
6	Nematicides/molluscicides	0	
96	Other (Specify)	50	 20.6%
Sysmiss		6513	



Warning: these figures indicate the number of cases found in the data file. They cannot be interpreted as summary statistics of the population of interest.

a3bq24b: A3BQ24B:How much quantity was used?

Information	[Type= continuous] [Format=numeric] [Range= 0.00999999977648258-45] [Missing=*]
Statistics [NW/ W]	[Valid=243 -/] [Invalid=6513 -/]

a3bq24a: A3BQ24A:What was the quantity used?



Information	[Type= discrete] [Format=numeric] [Range= 1-2] [Missing=*]
Statistics [NW/ W]	[Valid=243 -/] [Invalid=6513 -/]

Value	Label	Cases	Percentage
1	Kilograms	21	 8.6%
2	Litres	222	 91.4%
Sysmiss		6513	

Warning: these figures indicate the number of cases found in the data file. They cannot be interpreted as summary statistics of the population of interest.

a3bq25: A3BQ25:Was any of this purchased?

Information	[Type= discrete] [Format=numeric] [Range= 1-2] [Missing=*]
Statistics [NW/ W]	[Valid=243 -/] [Invalid=6513 -/]

Value	Label	Cases	Percentage
1	Yes	235	 96.7%
2	No	8	 3.3%
Sysmiss		6513	

Warning: these figures indicate the number of cases found in the data file. They cannot be interpreted as summary statistics of the population of interest.

a3bq26: A3BQ26:What quantity was purchased?

Information	[Type= continuous] [Format=numeric] [Range= 0.00999999977648258-40] [Missing=*]
Statistics [NW/ W]	[Valid=235 -/] [Invalid=6521 -/]

File : AGSEC3B			
# a3bq27: A3BQ27:What was the value of the purchase?			
Information	[Type= continuous] [Format=numeric] [Range= 1-320000] [Missing=*]		
Statistics [NW/ W]	[Valid=234 -/] [Invalid=6522 -/]		
# a3bq28: A3BQ28: Where did you buy most of it?			
Information	[Type= discrete] [Format=numeric] [Range= 1-6] [Missing=*]		
Statistics [NW/ W]	[Valid=234 -/] [Invalid=6522 -/]		
Value	Label	Cases	Percentage
1	Government/LC	0	
2	Private Trader in Local Market/Village	127	<div><div></div></div> 54.3%
3	Private Trader in District Market	96	<div><div></div></div> 41.0%
4	Fellow Farmer	7	<div><div></div></div> 3.0%
5	Neighbour/Relative	0	
6	Other (Specify)	4	<div><div></div></div> 1.7%
Sysmiss		6522	
Warning: these figures indicate the number of cases found in the data file. They cannot be interpreted as summary statistics of the population of interest.			
# A3BQ29: A3BQ29:Did you receive any of it on credit to be paid later?			
Information	[Type= discrete] [Format=numeric] [Range= 1-2] [Missing=*]		
Statistics [NW/ W]	[Valid=234 -/] [Invalid=6522 -/]		
Value	Label	Cases	Percentage
1	Yes	0	
2	No	234	<div><div></div></div> 100.0%
Sysmiss		6522	
Warning: these figures indicate the number of cases found in the data file. They cannot be interpreted as summary statistics of the population of interest.			
# A3BQ30: A3BQ30: From whom did you receive the credit?			
Information	[Type= discrete] [Format=numeric] [Range= 1-96] [Missing=*]		
Statistics [NW/ W]	[Valid=0 -/] [Invalid=6756 -/]		
Value	Label	Cases	Percentage
1	Friends/relatives	0	
2	Private Trader	0	
3	Cooperative	0	
4	Bank	0	
5	Microfinance institutions	0	
6	Input Trader	0	
96	Other (Specify)	0	
Sysmiss		6756	
Warning: these figures indicate the number of cases found in the data file. They cannot be interpreted as summary statistics of the population of interest.			
# a3bq33a: A3BQ33A:Which members of the household worked on this plot-first member			
Information	[Type= continuous] [Format=numeric] [Range= 102001-43010002] [Missing=*]		
Statistics [NW/ W]	[Valid=6400 -/] [Invalid=356 -/]		
# a3bq33b: A3BQ33B:Which members of the household worked on this plot-second member			
Information	[Type= continuous] [Format=numeric] [Range= 102002-99999999] [Missing=*]		
Statistics [NW/ W]	[Valid=5089 -/] [Invalid=1667 -/]		

File : AGSEC3B			
# a3bq33c: A3BQ33C:Which members of the household worked on this plot-third member?			
Information	[Type= continuous] [Format=numeric] [Range= 3408004-99999999] [Missing=*]		
Statistics [NW/ W]	[Valid=2820 /-] [Invalid=3936 /-]		
# a3bq33d: A3BQ33D:Which members of the household worked on this plot-fourth member?			
Information	[Type= continuous] [Format=numeric] [Range= 3602003-43009005] [Missing=*]		
Statistics [NW/ W]	[Valid=1730 /-] [Invalid=5026 /-]		
# a3bq33e: A3BQ33E:Which members of the household worked on this plot-fifth member?			
Information	[Type= continuous] [Format=numeric] [Range= 3604007-99999999] [Missing=*]		
Statistics [NW/ W]	[Valid=740 /-] [Invalid=6016 /-]		
# a3bq33a_1: A3BQ33a_1:For this plot how many days did they work?			
Information	[Type= continuous] [Format=numeric] [Range= 1-158] [Missing=*]		
Statistics [NW/ W]	[Valid=6400 /-] [Invalid=356 /-]		
# a3bq33b_1: A3BQ33_1:For this plot how many days did they work? Second member			
Information	[Type= continuous] [Format=numeric] [Range= 1-181] [Missing=*]		
Statistics [NW/ W]	[Valid=5085 /-] [Invalid=1671 /-]		
# a3bq33c_1: A3BQ33_1:For this plot how many days did they work? Third member			
Information	[Type= continuous] [Format=numeric] [Range= 1-100] [Missing=*]		
Statistics [NW/ W]	[Valid=2816 /-] [Invalid=3940 /-]		
# a3bq33d_1: A3BQ33_1:For this plot how many days did they work? Forth member			
Information	[Type= continuous] [Format=numeric] [Range= 1-181] [Missing=*]		
Statistics [NW/ W]	[Valid=1726 /-] [Invalid=5030 /-]		
# a3bq33e_1: A3BQ33_1:For this plot how many days did they work? Fifth member			
Information	[Type= continuous] [Format=numeric] [Range= 1-64] [Missing=*]		
Statistics [NW/ W]	[Valid=739 /-] [Invalid=6017 /-]		
# a3bq34: A3BQ34:Did you hire any labour to work on this plot during the second season of			
Information	[Type= discrete] [Format=numeric] [Range= 1-2] [Missing=*]		
Statistics [NW/ W]	[Valid=6747 /-] [Invalid=9 /-]		
Value	Label	Cases	Percentage
1	Yes	1360	20.2%
2	No	5387	79.8%
Sysmiss		9	
Warning: these figures indicate the number of cases found in the data file. They cannot be interpreted as summary statistics of the population of interest.			
# a3bq35a: A3BQ35A:For this plot how many days did you hire in?-men			
Information	[Type= continuous] [Format=numeric] [Range= 0-90] [Missing=*]		
Statistics [NW/ W]	[Valid=1360 /-] [Invalid=5396 /-]		
# a3bq35b: A3BQ35B:For this plot how many days did you hire in?			
Information	[Type= continuous] [Format=numeric] [Range= 0-90] [Missing=*]		
Statistics [NW/ W]	[Valid=1360 /-] [Invalid=5396 /-]		

File : AGSEC3B			
# a3bq35c: A3BQ35C:For this plot how many days did you hire in?			
Information	[Type= continuous] [Format=numeric] [Range= 0-26] [Missing=*]		
Statistics [NW/ W]	[Valid=1360 /-] [Invalid=5396 /-]		
# a3bq36: A3BQ36:How much did you pay including the value in-kind payments for these days			
Information	[Type= continuous] [Format=numeric] [Range= 0-1000000] [Missing=*]		
Statistics [NW/ W]	[Valid=1360 /-] [Invalid=5396 /-]		
# a3bq33: A3BQ33:How many household members worked on this plot during the second season o			
Information	[Type= discrete] [Format=numeric] [Range= 0-15] [Missing=*]		
Statistics [NW/ W]	[Valid=6745 /-] [Invalid=11 /-]		
Value	Label	Cases	Percentage
0		341	<div></div> 5.1%
1		1313	<div></div> 19.5%
2		2269	<div></div> 33.6%
3		1092	<div></div> 16.2%
4		990	<div></div> 14.7%
5		479	<div></div> 7.1%
6		137	<div></div> 2.0%
7		74	<div></div> 1.1%
8		42	<div></div> 0.6%
9		2	<div></div> 0.0%
10		5	<div></div> 0.1%
15		1	<div></div> 0.0%
Sysmiss		11	
Warning: these figures indicate the number of cases found in the data file. They cannot be interpreted as summary statistics of the population of interest.			
# hh: Unique identifier in 20013/14			
Information	[Type= discrete] [Format=character] [Missing=*]		
Statistics [NW/ W]	[Valid=6756 /-] [Invalid=0 /-]		

# wgt_X: Cross sectional weight for 2013_2014 panel survey	
Information	[Type= continuous] [Format=numeric] [Range= 314.975738525391-6452.8603515625] [Missing=*]
Statistics [NW/ W]	[Valid=6756 /-] [Invalid=0 /-]

File : AGSEC4A

HHID: Household ID











Information [Type= discrete] [Format=numeric] [Range= 1100401-430100401] [Missing=*]

Statistics [NW/ W] [Valid=10550 /-] [Invalid=0 /-]

parcelID: Parcel identifier

Information [Type= discrete] [Format=numeric] [Range= 1-10] [Missing=*]

Statistics [NW/ W] [Valid=10549 /-] [Invalid=1 /-]
















Value	Label	Cases	Percentage
1		6418	 60.8%
2		2574	 24.4%
3		989	 9.4%
4		389	 3.7%
5		122	 1.2%
6		36	 0.3%
7		11	 0.1%
8		5	 0.0%
9		2	 0.0%
10		3	 0.0%
Sysmiss		1	

Warning: these figures indicate the number of cases found in the data file. They cannot be interpreted as summary statistics of the population of interest.

plotID: Plot identifier

Information [Type= discrete] [Format=numeric] [Range= 1-15] [Missing=*]

Statistics [NW/ W] [Valid=10549 /-] [Invalid=1 /-]

Value	Label	Cases	Percentage
1		3962	 37.6%
2		2784	 26.4%
3		1772	 16.8%
4		1028	 9.7%
5		512	 4.9%
6		256	 2.4%
7		108	 1.0%
8		61	 0.6%
9		37	 0.4%
10		17	 0.2%
11		5	 0.0%
12		2	 0.0%
13		2	 0.0%
14		2	 0.0%
15		1	 0.0%
Sysmiss		1	

Warning: these figures indicate the number of cases found in the data file. They cannot be interpreted as summary statistics of the population of interest.

ACropCode: ACrop

Information [Type= continuous] [Format=numeric] [Range= 1-26] [Missing=*]

Statistics [NW/ W] [Valid=10550 /-] [Invalid=0 /-]

File : AGSEC4A

cropID: Crop Name

Information [Type= discrete] [Format=numeric] [Range= 111-890] [Missing=*]

Statistics [NW/ W] [Valid=10550 /-] [Invalid=0 /-]

Value	Label	Cases	Percentage
111	Wheat	15	0.1%
112	Barley	0	
120	Rice	63	0.6%
130	Maize	1731	16.4%
141	Finger Millet	232	2.2%
150	Sorghum	381	3.6%
210	Beans	1838	17.4%
221	Field Peas	36	0.3%
222	Cow Peas	31	0.3%
223	Pigeon Peas	141	1.3%
224	Chick Peas	1	0.0%
310	Groundnuts	607	5.8%
320	Soya Beans	102	1.0%
330	Sun Flower	26	0.2%
340	SimSim	60	0.6%
410	Cabbage	23	0.2%
420	Tomatoes	36	0.3%
430	Carrots	1	0.0%
440	Onions	28	0.3%
450	Pumpkins	21	0.2%
460	Dodo	2	0.0%
470	Eggplants	11	0.1%
480	Cucumber	1	0.0%
490	Green pepper	2	0.0%
510	Sugarcane	59	0.6%
520	Cotton	20	0.2%
530	Tobacco	24	0.2%
610	Irish Potatoes	164	1.6%
620	Sweet Potatoes	736	7.0%
630	Cassava	1741	16.5%
640	Yam	51	0.5%
650	Coco Yam	9	0.1%
700	Oranges	11	0.1%
710	Pawpaw	11	0.1%
720	Pineapples	15	0.1%
741	Banana Food	1345	12.7%
742	Banana Beer	83	0.8%
744	Banana Sweet	81	0.8%
750	Mango	23	0.2%
760	Jackfruit	10	0.1%
770	Avocado	22	0.2%

File : AGSEC4A

cropID: Crop Name

Value	Label	Cases	Percentage
780	Passion Fruit	9	0.1%
790	Watermelon	4	0.0%
810	Coffee All	83	0.8%
811		378	3.6%
812		221	2.1%
820	Cocoa	8	0.1%
830	Tea	8	0.1%
840	Ginger	2	0.0%
850	Tumeric	0	
860	Oil Palm	0	
870	Vanilla	1	0.0%
880	Black Wattle	0	
890	Other	42	0.4%

Warning: these figures indicate the number of cases found in the data file. They cannot be interpreted as summary statistics of the population of interest.

cropID_other: Specify Other Crop

Information	[Type= discrete] [Format=character] [Missing=*]
Statistics [NW/ W]	[Valid=43 /-] [Invalid=0 /-]

Value	Label	Cases	Percentage
BITTER TOMATOES		1	2.3%
Buga		1	2.3%
Bull Rice		2	4.7%
Coffee		2	4.7%
Eboa		1	2.3%
Eboai.e greens...		1	2.3%
Greens i.e Eboa		1	2.3%
Nakati		1	2.3%
OKRA		1	2.3%
PINE TREES		1	2.3%
Pine trees		1	2.3%
SUKUMA WIK		1	2.3%
Sukuma		1	2.3%
TONDOLO		1	2.3%
Teak Trees		1	2.3%
bitter berries		1	2.3%
bitterberries		1	2.3%
buga		1	2.3%
bull rush		2	4.7%
coffee		5	11.6%
eculptus trees		1	2.3%
eucalyptus trees		1	2.3%
green vegetables		1	2.3%
guavas		1	2.3%

File : AGSEC4A

cropID_other: Specify Other Crop

Value	Label	Cases	Percentage
local cucumber		1	2.3%
local cucumber		1	2.3%
nakatti		1	2.3%
ocra		1	2.3%
okra leaves		1	2.3%
oranges		1	2.3%
sugar cane		1	2.3%
sukuma wiki		3	7.0%
vegetables		2	4.7%

Warning: these figures indicate the number of cases found in the data file. They cannot be interpreted as summary statistics of the population of interest.

a4aq6_1: Crop_Resp: Record member of household who is the respondent for each crop.

Information	[Type= continuous] [Format=numeric] [Range= 102001-43010001] [Missing=*]
Statistics [NW/ W]	[Valid=10550 /-] [Invalid=0 /-]

a4aq7: A4AQ7:Total area of plot planted

Information	[Type= continuous] [Format=numeric] [Range= 0-100] [Missing=*]
Statistics [NW/ W]	[Valid=10550 /-] [Invalid=0 /-]

a4aq8: A4AQ8: What type of crop stand was on the plot?

Information	[Type= discrete] [Format=numeric] [Range= 1-2] [Missing=*]
Statistics [NW/ W]	[Valid=10550 /-] [Invalid=0 /-]

Value	Label	Cases	Percentage
1	Pure Stand	4761	45.1%
2	Mixed Stand	5789	54.9%

Warning: these figures indicate the number of cases found in the data file. They cannot be interpreted as summary statistics of the population of interest.

a4aq9: A4AQ9: what percentage of the plot area was under this crop?

Information	[Type= continuous] [Format=numeric] [Range= 1-100] [Missing=*]
Statistics [NW/ W]	[Valid=10550 /-] [Invalid=0 /-]

a4aq9_1: Month crop planted

Information	[Type= discrete] [Format=numeric] [Range= 1-99] [Missing=*]
Statistics [NW/ W]	[Valid=10550 /-] [Invalid=0 /-]

Value	Label	Cases	Percentage
1	January	1012	9.6%
2	February	1315	12.5%
3	March	3929	37.2%
4	April	1837	17.4%
5	May	538	5.1%
6	June	400	3.8%
7	July	80	0.8%
8	August	151	1.4%
9	September	86	0.8%
10	October	62	0.6%

File : AGSEC4A

a4aq9_1: Month crop planted

Value	Label	Cases	Percentage
11	November	77	0.7%
12	December	67	0.6%
99	Don't know	996	9.4%

Warning: these figures indicate the number of cases found in the data file. They cannot be interpreted as summary statistics of the population of interest.

a4aq9_2: Year crop planted

Information	[Type= discrete] [Format=numeric] [Range= 1-14] [Missing=*]
Statistics [NW/ W]	[Valid=10550 /-] [Invalid=0 /-]

Value	Label	Cases	Percentage
1	2000 or earlier	1291	12.2%
2	2001	39	0.4%
3	2002	44	0.4%
4	2003	52	0.5%
5	2004	49	0.5%
6	2005	80	0.8%
7	2006	104	1.0%
8	2007	48	0.5%
9	2008	96	0.9%
10	2009	83	0.8%
11	2010	130	1.2%
12	2011	229	2.2%
13	2012	813	7.7%
14	2013	7492	71.0%

Warning: these figures indicate the number of cases found in the data file. They cannot be interpreted as summary statistics of the population of interest.

a4aq16: A4AQ16:Did you use any seed or seedlings for this crop?

Information	[Type= discrete] [Format=numeric] [Range= 1-2] [Missing=*]
Statistics [NW/ W]	[Valid=10550 /-] [Invalid=0 /-]

Value	Label	Cases	Percentage
1	Yes	6742	63.9%
2	No	3808	36.1%

Warning: these figures indicate the number of cases found in the data file. They cannot be interpreted as summary statistics of the population of interest.

a4aq11a: A4AQ11A: How much seed did you use for this crop?

Information	[Type= continuous] [Format=numeric] [Range= 0.125-10000] [Missing=*]
Statistics [NW/ W]	[Valid=6740 /-] [Invalid=3810 /-]

a4aq11b: A4AQ11B: Unit of quantity of seed

Information	[Type= discrete] [Format=numeric] [Range= 1-99] [Missing=*]
Statistics [NW/ W]	[Valid=6734 /-] [Invalid=3816 /-]

Value	Label	Cases	Percentage
1	Kilogram (KG)	4156	61.7%
2	Gram	68	1.0%
9	Sack (120 kgs)	59	0.9%
10	Sack (100 kgs)	319	4.7%

File : AGSEC4A

a4aq11b: A4AQ11B: Unit of quantity of seed

Value	Label	Cases	Percentage
11	Sack (80 kgs)	70	1.0%
12	Sack (50 kgs)	79	1.2%
20	Tin (20 lts)	126	1.9%
21	Tin (5 lts)	69	1.0%
22	Plastic Basin (15 lts)	341	5.1%
29	Kimbo/Cowboy/Blueband Tin (2 kg)	125	1.9%
30	Kimbo/Cowboy/Blueband Tin (1 kg)	29	0.4%
31	Kimbo/Cowboy/Blueband Tin (0.5 kg)	182	2.7%
37	Basket (20 kg)	5	0.1%
38	Basket (10 kg)	12	0.2%
39	Basket (5 kg)	27	0.4%
40	Basket (2 kg)	25	0.4%
66	Bundle	460	6.8%
85	Number of Units (General)	175	2.6%
99	Other Units (Specify)	407	6.0%
Sysmiss		3816	

Warning: these figures indicate the number of cases found in the data file. They cannot be interpreted as summary statistics of the population of interest.

a4aq12a: A4AQ12A: How much seed would you have used for this crop if you had planted it p

Information	[Type= continuous] [Format=numeric] [Range= 0-300000] [Missing=*]
Statistics [NW/ W]	[Valid=3683 /-] [Invalid=6867 /-]

a4aq12b: A4AQ12B: unit of quantity of seed would have used if crop planted pure stand

Information	[Type= discrete] [Format=numeric] [Range= 1-99] [Missing=*]
Statistics [NW/ W]	[Valid=3678 /-] [Invalid=6872 /-]

Value	Label	Cases	Percentage
1	Kilogram (KG)	2624	71.3%
2	Gram	11	0.3%
3		2	0.1%
9	Sack (120 kgs)	15	0.4%
10	Sack (100 kgs)	123	3.3%
11	Sack (80 kgs)	22	0.6%
12	Sack (50 kgs)	31	0.8%
20	Tin (20 lts)	61	1.7%
21	Tin (5 lts)	26	0.7%
22	Plastic Basin (15 lts)	124	3.4%
29	Kimbo/Cowboy/Blueband Tin (2 kg)	61	1.7%
30	Kimbo/Cowboy/Blueband Tin (1 kg)	11	0.3%
31	Kimbo/Cowboy/Blueband Tin (0.5 kg)	97	2.6%
37	Basket (20 kg)	4	0.1%
38	Basket (10 kg)	6	0.2%
39	Basket (5 kg)	13	0.4%
40	Basket (2 kg)	19	0.5%
64		3	0.1%

File : AGSEC4A

a4aq12b: A4AQ12B: unit of quantity of seed would have used if crop planted pure stand

Value	Label	Cases	Percentage
66	Bundle	134	3.6%
85	Number of Units (General)	100	2.7%
99	Other Units (Specify)	191	5.2%
Sysmiss		6872	

Warning: these figures indicate the number of cases found in the data file. They cannot be interpreted as summary statistics of the population of interest.

a4aq13: A4AQ13:What type of seed did you use for this crop?

Information	[Type= discrete] [Format=numeric] [Range= 1-2] [Missing=*]
Statistics [NW/ W]	[Valid=6738 /-] [Invalid=3812 /-]

Value	Label	Cases	Percentage
1	Traditional	6140	91.1%
2	Improved	598	8.9%
Sysmiss		3812	

Warning: these figures indicate the number of cases found in the data file. They cannot be interpreted as summary statistics of the population of interest.

a4aq14: A4AQ14:What type of improved seed did you use for this crop?

Information	[Type= discrete] [Format=numeric] [Range= 1-3] [Missing=*]
Statistics [NW/ W]	[Valid=598 /-] [Invalid=9952 /-]

Value	Label	Cases	Percentage
1	Certified	236	39.5%
2	Quality declared	303	50.7%
3	Don't Know	59	9.9%
Sysmiss		9952	

Warning: these figures indicate the number of cases found in the data file. They cannot be interpreted as summary statistics of the population of interest.

a4aq10: A4AQ10:Did you purchase any seeds/seedlings for this crop?

Information	[Type= discrete] [Format=numeric] [Range= 1-2] [Missing=*]
Statistics [NW/ W]	[Valid=6738 /-] [Invalid=3812 /-]

Value	Label	Cases	Percentage
1	Yes	2123	31.5%
2	No	4615	68.5%
Sysmiss		3812	

Warning: these figures indicate the number of cases found in the data file. They cannot be interpreted as summary statistics of the population of interest.

a4aq15: A4AQ15: How much did you pay for all purchased seeds/seedlings used on this crop

Information	[Type= continuous] [Format=numeric] [Range= 1-800000] [Missing=*]
Statistics [NW/ W]	[Valid=2122 /-] [Invalid=8428 /-]

pure

Information	[Type= discrete] [Format=numeric] [Range= 0-1] [Missing=*]
Statistics [NW/ W]	[Valid=10550 /-] [Invalid=0 /-]









Value	Label	Cases	Percentage
0		10522	99.7%
1		28	0.3%

Warning: these figures indicate the number of cases found in the data file. They cannot be interpreted as summary statistics of the population of interest.

File : AGSEC4A

numcrops



Information	[Type= discrete] [Format=numeric] [Range= 1-9] [Missing=*]
Statistics [NW/ W]	[Valid=10550 /-] [Invalid=0 /-]

Value	Label	Cases	Percentage
1		4746	 45.0%
2		3794	 36.0%
3		1389	 13.2%
4		424	 4.0%
5		120	 1.1%
6		54	 0.5%
7		14	 0.1%
9		9	 0.1%

Warning: these figures indicate the number of cases found in the data file. They cannot be interpreted as summary statistics of the population of interest.

intercp

Information	[Type= discrete] [Format=numeric] [Range= 0-1] [Missing=*]
Statistics [NW/ W]	[Valid=10550 /-] [Invalid=0 /-]

Value	Label	Cases	Percentage
0		10537	 99.9%
1		13	 0.1%

Warning: these figures indicate the number of cases found in the data file. They cannot be interpreted as summary statistics of the population of interest.

hh: Unique identifier in 20013/14

Information	[Type= discrete] [Format=character] [Missing=*]
Statistics [NW/ W]	[Valid=10550 /-] [Invalid=0 /-]

wgt_X: Cross sectional weight for 2013_2014 panel survey

Information	[Type= continuous] [Format=numeric] [Range= 314.975738525391-6452.8603515625] [Missing=*]
Statistics [NW/ W]	[Valid=10550 /-] [Invalid=0 /-]

File : AGSEC4B

HHID: Household ID

Information [Type= discrete] [Format=numeric] [Range= 1100401-430100401] [Missing=*]

Statistics [NW/ W] [Valid=9146 /-] [Invalid=0 /-]

ACrop2_ID: ACrop2

Information [Type= discrete] [Format=numeric] [Range= 1-18] [Missing=*]

Statistics [NW/ W] [Valid=9146 /-] [Invalid=0 /-]

Value	Label	Cases	Percentage
1		2163	23.6%
2		1934	21.1%
3		1576	17.2%
4		1194	13.1%
5		845	9.2%
6		580	6.3%
7		352	3.8%
8		208	2.3%
9		119	1.3%
10		71	0.8%
11		39	0.4%
12		29	0.3%
13		16	0.2%
14		9	0.1%
15		5	0.1%
16		4	0.0%
17		1	0.0%
18		1	0.0%

Warning: these figures indicate the number of cases found in the data file. They cannot be interpreted as summary statistics of the population of interest.

parcelID: Record Parcel Name

Information [Type= discrete] [Format=numeric] [Range= 1-10] [Missing=*]

Statistics [NW/ W] [Valid=9143 /-] [Invalid=3 /-]

Value	Label	Cases	Percentage
1		5494	60.1%
2		2205	24.1%
3		946	10.3%
4		322	3.5%
5		122	1.3%
6		37	0.4%
7		8	0.1%
8		5	0.1%
9		2	0.0%
10		2	0.0%
Sysmiss		3	

Warning: these figures indicate the number of cases found in the data file. They cannot be interpreted as summary statistics of the population of interest.

File : AGSEC4B

plotID: Record Plot Name

Information [Type= discrete] [Format=numeric] [Range= 1-13] [Missing=*]

Statistics [NW/ W] [Valid=9141 /-] [Invalid=5 /-]

Value	Label	Cases	Percentage
1		3396	37.2%
2		2373	26.0%
3		1545	16.9%
4		903	9.9%
5		486	5.3%
6		233	2.5%
7		114	1.2%
8		51	0.6%
9		20	0.2%
10		11	0.1%
11		3	0.0%
12		3	0.0%
13		3	0.0%
Sysmiss		5	

Warning: these figures indicate the number of cases found in the data file. They cannot be interpreted as summary statistics of the population of interest.

cropID: Crop_Code2:Crop Name

Information [Type= discrete] [Format=numeric] [Range= 111-890] [Missing=*]

Statistics [NW/ W] [Valid=9144 /-] [Invalid=2 /-]

Value	Label	Cases	Percentage
111	Wheat	9	0.1%
112	Barley	0	
120	Rice	55	0.6%
130	Maize	1269	13.9%
141	Finger Millet	258	2.8%
150	Sorghum	211	2.3%
210	Beans	1503	16.4%
221	Field Peas	46	0.5%
222	Cow Peas	32	0.3%
223	Pigeon Peas	30	0.3%
224	Chick Peas	2	0.0%
310	Groundnuts	337	3.7%
320	Soya Beans	38	0.4%
330	Sun Flower	88	1.0%
340	SimSim	205	2.2%
410	Cabbage	22	0.2%
420	Tomatoes	46	0.5%
430	Carrots	1	0.0%
440	Onions	23	0.3%
450	Pumpkins	5	0.1%
460	Dodo	2	0.0%

File : AGSEC4B

cropID: Crop_Code2:Crop Name

Value	Label	Cases	Percentage
470	Eggplants	21	0.2%
480	Cucumber	1	0.0%
490	Green pepper	2	0.0%
510	Sugarcane	55	0.6%
520	Cotton	44	0.5%
530	Tobacco	4	0.0%
610	Irish Potatoes	157	1.7%
620	Sweet Potatoes	771	8.4%
630	Cassava	1601	17.5%
640	Yam	48	0.5%
650	Coco Yam	7	0.1%
700	Oranges	9	0.1%
710	Pawpaw	10	0.1%
720	Pineapples	12	0.1%
741	Banana Food	1309	14.3%
742	Banana Beer	68	0.7%
744	Banana Sweet	82	0.9%
750	Mango	18	0.2%
760	Jackfruit	5	0.1%
770	Avocado	15	0.2%
780	Passion Fruit	6	0.1%
790	Watermelon	3	0.0%
810	Coffee All	16	0.2%
811		375	4.1%
812		294	3.2%
820	Cocoa	6	0.1%
830	Tea	8	0.1%
840	Ginger	0	
850	Tumeric	0	
860	Oil Palm	0	
870	Vanilla	1	0.0%
880	Black Wattle	0	
890	Other	14	0.2%
Sysmiss		2	

Warning: these figures indicate the number of cases found in the data file. They cannot be interpreted as summary statistics of the population of interest.

cropID_other: Specify Other Crop

Information	[Type= discrete] [Format=character] [Missing=*]		
Statistics [NW/ W]	[Valid=14 /-] [Invalid=0 /-]		
Value	Label	Cases	Percentage
Greens		1	7.1%
Guava		1	7.1%
Pine trees		1	7.1%
Suukuma		1	7.1%

File : AGSEC4B

cropID_other: Specify Other Crop

Value	Label	Cases	Percentage
Trees		1	7.1%
bitter berries		1	7.1%
bitter tomatoes		2	14.3%
eculptus trees		1	7.1%
eucalyptus trees		1	7.1%
greens eboo		1	7.1%
pine tree		1	7.1%
sukuma wiki		1	7.1%
sukumawiki		1	7.1%

Warning: these figures indicate the number of cases found in the data file. They cannot be interpreted as summary statistics of the population of interest.

a4bq6_1: Crop2_Resp: Record member of household who is the respondent for each crop.

Information	[Type= continuous] [Format=numeric] [Range= 102001-43010002] [Missing=*]
Statistics [NW/ W]	[Valid=9131 /-] [Invalid=15 /-]

a4bq7: A4BQ7:Total area of plot planted

Information	[Type= continuous] [Format=numeric] [Range= 0-125] [Missing=*]
Statistics [NW/ W]	[Valid=9133 /-] [Invalid=13 /-]

a4bq8: A4BQ8: What type of crop stand was on the plot?

Information	[Type= discrete] [Format=numeric] [Range= 1-2] [Missing=*]
Statistics [NW/ W]	[Valid=9110 /-] [Invalid=36 /-]

Value	Label	Cases	Percentage
1	Pure Stand	4615	50.7%
2	Mixed Stand	4495	49.3%
Sysmiss		36	

Warning: these figures indicate the number of cases found in the data file. They cannot be interpreted as summary statistics of the population of interest.

a4bq9: A4BQ9: approximately what percentage of the plot area was under this crop?

Information	[Type= continuous] [Format=numeric] [Range= 1-609] [Missing=*]
Statistics [NW/ W]	[Valid=4444 /-] [Invalid=4702 /-]

a4bq9_1: Month crop planted

Information	[Type= discrete] [Format=numeric] [Range= 1-99] [Missing=*]
Statistics [NW/ W]	[Valid=9071 /-] [Invalid=75 /-]

Value	Label	Cases	Percentage
1	January	719	7.9%
2	February	228	2.5%
3	March	570	6.3%
4	April	537	5.9%
5	May	222	2.4%
6	June	201	2.2%
7	July	1131	12.5%
8	August	2936	32.4%
9	September	1133	12.5%

File : AGSEC4B















a4bq9_1: Month crop planted

Value	Label	Cases	Percentage
10	October	229	 2.5%
11	November	88	 1.0%
12	December	55	 0.6%
99	Don't know	1022	 11.3%
Sysmiss		75	

Warning: these figures indicate the number of cases found in the data file. They cannot be interpreted as summary statistics of the population of interest.

a4bq9_2: Year crop planted



Information	[Type= discrete] [Format=numeric] [Range= 1-14] [Missing=*]
Statistics [NW/ W]	[Valid=9060 /-] [Invalid=86 /-]

Value	Label	Cases	Percentage
1	2000 or earlier	1223	 13.5%
2	2001	34	 0.4%
3	2002	39	 0.4%
4	2003	42	 0.5%
5	2004	40	 0.4%
6	2005	76	 0.8%
7	2006	118	 1.3%
8	2007	37	 0.4%
9	2008	91	 1.0%
10	2009	74	 0.8%
11	2010	94	 1.0%
12	2011	151	 1.7%
13	2012	406	 4.5%
14	2013	6635	 73.2%
Sysmiss		86	

Warning: these figures indicate the number of cases found in the data file. They cannot be interpreted as summary statistics of the population of interest.

a4bq16: Did you use any seed or seedlings for this crop?

Information	[Type= discrete] [Format=numeric] [Range= 1-2] [Missing=*]
Statistics [NW/ W]	[Valid=8999 /-] [Invalid=147 /-]

Value	Label	Cases	Percentage
1	Yes	4874	 54.2%
2	No	4125	 45.8%
Sysmiss		147	

Warning: these figures indicate the number of cases found in the data file. They cannot be interpreted as summary statistics of the population of interest.

a4bq11a: A4BA11A: How much seed did you use for this crop?

Information	[Type= continuous] [Format=numeric] [Range= 0.05000000007450581-2300] [Missing=*]
Statistics [NW/ W]	[Valid=4761 /-] [Invalid=4385 /-]

a4bq11b: A4BQ11B: Unit of quantity of seeds used

Information	[Type= discrete] [Format=numeric] [Range= 1-99] [Missing=*]
Statistics [NW/ W]	[Valid=4754 /-] [Invalid=4392 /-]

File : AGSEC4B

a4bq11b: A4BQ11B: Unit of quantity of seeds used

Value	Label	Cases	Percentage
1	Kilogram (KG)	2991	62.9%
2	Gram	46	1.0%
9	Sack (120 kgs)	0	
10	Sack (100 kgs)	162	3.4%
11	Sack (80 kgs)	38	0.8%
12	Sack (50 kgs)	48	1.0%
20	Tin (20 lts)	134	2.8%
21	Tin (5 lts)	48	1.0%
22	Plastic Basin (15 lts)	254	5.3%
29	Kimbo/Cowboy/Blueband Tin (2 kg)	21	0.4%
30	Kimbo/Cowboy/Blueband Tin (1 kg)	16	0.3%
31	Kimbo/Cowboy/Blueband Tin (0.5 kg)	235	4.9%
37	Basket (20 kg)	2	0.0%
38	Basket (10 kg)	3	0.1%
39	Basket (5 kg)	26	0.5%
40	Basket (2 kg)	21	0.4%
66	Bundle	314	6.6%
85	Number of Units (General)	44	0.9%
99	Other Units (Specify)	351	7.4%
Sysmiss		4392	

Warning: these figures indicate the number of cases found in the data file. They cannot be interpreted as summary statistics of the population of interest.

a4bq12a: A4BQ12A: How much seed would you have used for this crop if you had planted it p

Information	[Type= continuous] [Format=numeric] [Range= 0-3000] [Missing=*]
Statistics [NW/ W]	[Valid=2178 /-] [Invalid=6968 /-]

a4bq12b: A4BQ12B: Unit of quantity of seed would have used if planted pure stand.

Information	[Type= discrete] [Format=numeric] [Range= 1-99] [Missing=*]
Statistics [NW/ W]	[Valid=2010 /-] [Invalid=7136 /-]

Value	Label	Cases	Percentage
1	Kilogram (KG)	1422	70.7%
2	Gram	10	0.5%
9	Sack (120 kgs)	0	
10	Sack (100 kgs)	47	2.3%
11	Sack (80 kgs)	9	0.4%
12	Sack (50 kgs)	10	0.5%
20	Tin (20 lts)	59	2.9%
21	Tin (5 lts)	3	0.1%
22	Plastic Basin (15 lts)	88	4.4%
29	Kimbo/Cowboy/Blueband Tin (2 kg)	7	0.3%
30	Kimbo/Cowboy/Blueband Tin (1 kg)	6	0.3%
31	Kimbo/Cowboy/Blueband Tin (0.5 kg)	78	3.9%
37	Basket (20 kg)	0	
38	Basket (10 kg)	0	

File : AGSEC4B

a4bq12b: A4BQ12B: Unit of quantity of seed would have used if planted pure stand.

Value	Label	Cases	Percentage
39	Basket (5 kg)	16	0.8%
40	Basket (2 kg)	14	0.7%
66	Bundle	63	3.1%
85	Number of Units (General)	27	1.3%
99	Other Units (Specify)	151	7.5%
Sysmiss		7136	

Warning: these figures indicate the number of cases found in the data file. They cannot be interpreted as summary statistics of the population of interest.

a4bq13: A4BQ13:What type of seed did you use for this crop?

Information	[Type= discrete] [Format=numeric] [Range= 1-2] [Missing=*]
Statistics [NW/ W]	[Valid=4746 /-] [Invalid=4400 /-]

Value	Label	Cases	Percentage
1	Traditional	4421	93.2%
2	Improved	325	6.8%
Sysmiss		4400	

Warning: these figures indicate the number of cases found in the data file. They cannot be interpreted as summary statistics of the population of interest.

a4bq14: A4BQ14:What type of improved seed did you use for this crop?

Information	[Type= discrete] [Format=numeric] [Range= 1-3] [Missing=*]
Statistics [NW/ W]	[Valid=321 /-] [Invalid=8825 /-]

Value	Label	Cases	Percentage
1	Certified	124	38.6%
2	Quality declared	161	50.2%
3	Don't Know	36	11.2%
Sysmiss		8825	

Warning: these figures indicate the number of cases found in the data file. They cannot be interpreted as summary statistics of the population of interest.

a4bq10: A4BQ10:Did you purchase any seeds/seedlings for this crop?

Information	[Type= discrete] [Format=numeric] [Range= 1-2] [Missing=*]
Statistics [NW/ W]	[Valid=4744 /-] [Invalid=4402 /-]

Value	Label	Cases	Percentage
1	Yes	1290	27.2%
2	No	3454	72.8%
Sysmiss		4402	

Warning: these figures indicate the number of cases found in the data file. They cannot be interpreted as summary statistics of the population of interest.

a4bq15: A4BQ15: How much did you pay for all purchased seeds/seedlings?

Information	[Type= continuous] [Format=numeric] [Range= 0-350000] [Missing=*]
Statistics [NW/ W]	[Valid=1288 /-] [Invalid=7858 /-]

hh: Unique identifier in 20013/14

Information	[Type= discrete] [Format=character] [Missing=*]
Statistics [NW/ W]	[Valid=9146 /-] [Invalid=0 /-]

wgt_X: Cross sectional weight for 2013_2014 panel survey

Information	[Type= continuous] [Format=numeric] [Range= 314.975738525391-6452.8603515625] [Missing=*]
-------------	---

File : AGSEC4B	
# wgt_X: Cross sectional weight for 2013_2014 panel survey	
Statistics [NW/ W]	[Valid=9146 /-] [Invalid=0 /-]

File : AGSEC5A

HHID: Household ID

Information	[Type= discrete] [Format=numeric] [Range= 1100401-430100401] [Missing=*]
Statistics [NW/ W]	[Valid=10774 /-] [Invalid=0 /-]

parcelID: Parcel identifier

Information	[Type= discrete] [Format=numeric] [Range= 1-10] [Missing=*]
Statistics [NW/ W]	[Valid=10772 /-] [Invalid=2 /-]

Value	Label	Cases	Percentage
1		6656	<div></div> 61.8%
2		2582	<div></div> 24.0%
3		977	<div></div> 9.1%
4		379	<div></div> 3.5%
5		122	<div></div> 1.1%
6		33	<div></div> 0.3%
7		13	<div></div> 0.1%
8		5	<div></div> 0.0%
9		2	<div></div> 0.0%
10		3	<div></div> 0.0%
Sysmiss		2	

Warning: these figures indicate the number of cases found in the data file. They cannot be interpreted as summary statistics of the population of interest.

plotID: Plot identifier

Information	[Type= discrete] [Format=numeric] [Range= 1-15] [Missing=*]
Statistics [NW/ W]	[Valid=10772 /-] [Invalid=2 /-]

Value	Label	Cases	Percentage
1		4176	<div></div> 38.8%
2		2812	<div></div> 26.1%
3		1770	<div></div> 16.4%
4		1010	<div></div> 9.4%
5		522	<div></div> 4.8%
6		254	<div></div> 2.4%
7		107	<div></div> 1.0%
8		57	<div></div> 0.5%
9		35	<div></div> 0.3%
10		17	<div></div> 0.2%
11		5	<div></div> 0.0%
12		2	<div></div> 0.0%
13		2	<div></div> 0.0%
14		2	<div></div> 0.0%
15		1	<div></div> 0.0%
Sysmiss		2	

Warning: these figures indicate the number of cases found in the data file. They cannot be interpreted as summary statistics of the population of interest.

Production_ID: Crop Production & Disposition

Information	[Type= discrete] [Format=numeric] [Range= 1-20] [Missing=*]
Statistics [NW/ W]	[Valid=10774 /-] [Invalid=0 /-]

File : AGSEC5A

Production_ID: Crop Production & Disposition

Value	Label	Cases	Percentage
1		2225	20.7%
2		2044	19.0%
3		1764	16.4%
4		1417	13.2%
5		1070	9.9%
6		753	7.0%
7		516	4.8%
8		338	3.1%
9		232	2.2%
10		153	1.4%
11		85	0.8%
12		66	0.6%
13		45	0.4%
14		31	0.3%
15		17	0.2%
16		10	0.1%
17		3	0.0%
18		3	0.0%
19		1	0.0%
20		1	0.0%

Warning: these figures indicate the number of cases found in the data file. They cannot be interpreted as summary statistics of the population of interest.

cropID: Crop identifier

Information	[Type= continuous] [Format=numeric] [Range= 111-890] [Missing=*]
Statistics [NW/ W]	[Valid=10766 /-] [Invalid=8 /-]

a5aq5_1: Production_Resp: Record member of household who is the respondent for each crop.

Information	[Type= continuous] [Format=numeric] [Range= 102001-43010001] [Missing=*]
Statistics [NW/ W]	[Valid=10772 /-] [Invalid=2 /-]

a5aq5_2: Is crop still immature?

Information	[Type= discrete] [Format=numeric] [Range= 1-2] [Missing=*]
Statistics [NW/ W]	[Valid=10773 /-] [Invalid=1 /-]

Value	Label	Cases	Percentage
1	Yes	2003	18.6%
2	No	8770	81.4%
Sysmiss		1	

Warning: these figures indicate the number of cases found in the data file. They cannot be interpreted as summary statistics of the population of interest.

a5aq6a: Quantity of the crop harvested in 2013

Information	[Type= continuous] [Format=numeric] [Range= 0.25-50007] [Missing=*]
Statistics [NW/ W]	[Valid=8765 /-] [Invalid=2009 /-]

a5aq6b: Unit of quantity for the crop harvested

Information	[Type= discrete] [Format=numeric] [Range= 11-99] [Missing=*]
-------------	--

File : AGSEC5A

a5aq6b: Unit of quantity for the crop harvested

Statistics [NW/ W] [Valid=8735 /-] [Invalid=2039 /-]

Value	Label	Cases	Percentage
11	Green harvested – with shell/cob and with stalk	22	0.3%
12	Green harvested – with shell/cob without stalk	73	0.8%
13	Green harvested – in the cob	85	1.0%
14	Green harvested – in the pods	82	0.9%
20	Fresh/raw harvested – state not applicable	3094	35.4%
21	Fresh/raw harvested – with shell/cob and with stalk	27	0.3%
22	Fresh/raw harvested – with shell/cob without stalk	300	3.4%
23	Fresh/raw harvested – in the cob	182	2.1%
24	Fresh/raw harvested – in pods or shell/husks	767	8.8%
31	Dry at harvest – with shell/cob and with stalk	102	1.2%
32	Dry at harvest – with shell/cob without stalk	160	1.8%
33	Dry at harvest – in the cob	47	0.5%
35	Dry at harvest – grain	335	3.8%
40	Dry after additional drying – state not applicable	91	1.0%
41	Dry after additional drying – with shell and with stalk	29	0.3%
42	Dry after additional drying – with shell and without stalk	303	3.5%
43	Dry after additional drying – in the cob	47	0.5%
44	Dry after additional drying – In pods or shell/husks	143	1.6%
45	Dry – grain	2822	32.3%
99		24	0.3%
Sysmiss		2039	

Warning: these figures indicate the number of cases found in the data file. They cannot be interpreted as summary statistics of the population of interest.

a5aq6c: A5AQ6C: Condition/state of the harvested crop

Information [Type= discrete] [Format=numeric] [Range= 1-122] [Missing=*]

Statistics [NW/ W] [Valid=8757 /-] [Invalid=2017 /-]

Value	Label	Cases	Percentage
1	Kilogram (KG)	2152	24.6%
9	Sack (120 kgs)	276	3.2%
10	Sack (100 kgs)	1788	20.4%
11		7	0.1%
12	Sack (50 kgs)	265	3.0%
14	Jerrican (20 lts)	30	0.3%
15	Jerrican(10Lts)	2	0.0%
16	Jerrican (5 lts)	1	0.0%
17	Jerrican (3 lts)	1	0.0%
18	Jerrican (2 lts)	0	
20	Tin (20 lts)	707	8.1%
21	Tin (5 lts)	23	0.3%
22	Plastic Basin (15 lts)	1213	13.9%
29	Kimbo/Cowboy/Blueband Tin (2 kg)	16	0.2%
30	Kimbo/Cowboy/Blueband Tin (1 kg)	6	0.1%

File : AGSEC5A

a5aq6c: A5AQ6C: Condition/state of the harvested crop

Value	Label	Cases	Percentage
31	Kimbo/Cowboy/Blueband Tin (0.5 kg)	7	0.1%
32	Cup/Mug(0.5Lt)	11	0.1%
37	Basket (20 kg)	70	0.8%
38	Basket (10 kg)	141	1.6%
39	Basket (5 kg)	139	1.6%
40	Basket (2 kg)	26	0.3%
64		3	0.0%
66		3	0.0%
67	Bunch (Big)	174	2.0%
68	Bunch (Medium)	731	8.3%
69	Bunch (Small)	750	8.6%
83	Tobacco leaf (Number)	0	
85		13	0.1%
87	Piece (Large)	11	0.1%
88	Piece (Medium)	70	0.8%
89	Piece (Small)	21	0.2%
90	Heap (Large)	17	0.2%
91	Heap (Medium)	40	0.5%
92	Heap (Small)	12	0.1%
93	Cluster (Large)	2	0.0%
94	Cluster (Medium)	2	0.0%
95	Cluster (Small)	2	0.0%
99		8	0.1%
107	Nice cup (Large)	2	0.0%
108	Nice cup (Medium)	1	0.0%
109	Nice cup (Small)	0	
119	Nomi Tin (1 kg)	13	0.1%
120	Nomi Tin (0.5 kg)	1	0.0%
121	Nomi Tin (0.25 kg)	0	
122	Nido Tin (0.4 kg)	0	
Sysmiss		2017	

Warning: these figures indicate the number of cases found in the data file. They cannot be interpreted as summary statistics of the population of interest.

a5aq6d: A5AQ6D:Corvension factor into kgs per crop

Information	[Type= continuous] [Format=numeric] [Range= 0.00999999977648258-80000] [Missing=*]
Statistics [NW/ W]	[Valid=6603 /-] [Invalid=4171 /-]

a5aq6a_1: A5AQ6A_1: Were the decisions concerning the use of the crop output made by a sin







Information	[Type= discrete] [Format=numeric] [Range= 1-2] [Missing=*]
Statistics [NW/ W]	[Valid=8759 /-] [Invalid=2015 /-]

Value	Label	Cases	Percentage
1	Single decision maker	4138	47.2%
2	Multiple decision makers	4621	52.8%
Sysmiss		2015	

File : AGSEC5A			
# a5aq6a_1: A5AQ6A_1: Were the decisions concerning the use of the crop output made by a sin			
Warning: these figures indicate the number of cases found in the data file. They cannot be interpreted as summary statistics of the population of interest.			
# a5aq6a_2: A5AQ6A_2: Who is the primary decision maker concerning the use of the crop output			
Information	[Type= continuous] [Format=numeric] [Range= 102001-99999999] [Missing=*]		
Statistics [NW/ W]	[Valid=4138 /-] [Invalid=6636 /-]		
# a5aq6a_3: A5AQ6A_3: Who are the decision makers concerning the use of the crop output?			
Information	[Type= continuous] [Format=numeric] [Range= 104001-43010001] [Missing=*]		
Statistics [NW/ W]	[Valid=4620 /-] [Invalid=6154 /-]		
# a5aq6a_4: A5AQ6A_4: Record second household member who was a decision maker on the crop ou			
Information	[Type= continuous] [Format=numeric] [Range= 104002-43010002] [Missing=*]		
Statistics [NW/ W]	[Valid=4566 /-] [Invalid=6208 /-]		
# a5aq6e: A5AQ6E:In what month did the harvest begin?			
Information	[Type= discrete] [Format=numeric] [Range= 1-12] [Missing=*]		
Statistics [NW/ W]	[Valid=8765 /-] [Invalid=2009 /-]		
Value	Label	Cases	Percentage
1		1731	<div></div> 19.7%
2		261	<div></div> 3.0%
3		225	<div></div> 2.6%
4		275	<div></div> 3.1%
5		1177	<div></div> 13.4%
6		2238	<div></div> 25.5%
7		1462	<div></div> 16.7%
8		695	<div></div> 7.9%
9		346	<div></div> 3.9%
10		212	<div></div> 2.4%
11		66	<div></div> 0.8%
12		77	<div></div> 0.9%
Sysmiss		2009	
Warning: these figures indicate the number of cases found in the data file. They cannot be interpreted as summary statistics of the population of interest.			
# a5aq6e_1: A5AQ6e1:In what year did the harvest begin?			
Information	[Type= continuous] [Format=numeric] [Range= 2012-2814] [Missing=*]		
Statistics [NW/ W]	[Valid=8758 /-] [Invalid=2016 /-]		
# a5aq6f: A5AQ6F:In what month did the harvest end?			
Information	[Type= discrete] [Format=numeric] [Range= 1-12] [Missing=*]		
Statistics [NW/ W]	[Valid=8759 /-] [Invalid=2015 /-]		
Value	Label	Cases	Percentage
1		50	<div></div> 0.6%
2		40	<div></div> 0.5%
3		35	<div></div> 0.4%
4		106	<div></div> 1.2%
5		406	<div></div> 4.6%
6		3762	<div></div> 43.0%

File : AGSEC5A


a5aq6f: A5AQ6F:In what month did the harvest end?

Value	Label	Cases	Percentage
7		2134	 24.4%
8		984	 11.2%
9		493	 5.6%
10		364	 4.2%
11		191	 2.2%
12		194	 2.2%
Sysmiss		2015	

Warning: these figures indicate the number of cases found in the data file. They cannot be interpreted as summary statistics of the population of interest.

a5aq6f_1: A5AQ6f1:In what year did the harvest end?

Information	[Type= discrete] [Format=numeric] [Range= 2012-2014] [Missing=*]
Statistics [NW/ W]	[Valid=8758 /-] [Invalid=2016 /-]

Value	Label	Cases	Percentage
2012		13	0.1%
2013		8664	 98.9%
2014		81	0.9%
Sysmiss		2016	



Warning: these figures indicate the number of cases found in the data file. They cannot be interpreted as summary statistics of the population of interest.

a5aq7a: A5AQ7A:Quantity of the crop harvested in 2013

Information	[Type= continuous] [Format=numeric] [Range= 0-50007] [Missing=*]
Statistics [NW/ W]	[Valid=8765 /-] [Invalid=2009 /-]

a5aq7b: A5AQ7B: Condition/state of the harvested crop

Information	[Type= discrete] [Format=numeric] [Range= 11-99] [Missing=*]
Statistics [NW/ W]	[Valid=3270 /-] [Invalid=7504 /-]

Value	Label	Cases	Percentage
11	Green harvested – with shell/cob and with stalk	2	0.1%
12	Green harvested – with shell/cob without stalk	4	0.1%
13	Green harvested – in the cob	8	0.2%
14	Green harvested – in the pods	2	0.1%
20	Fresh/raw harvested – state not applicable	1013	 31.0%
21	Fresh/raw harvested – with shell/cob and with stalk	2	0.1%
22	Fresh/raw harvested – with shell/cob without stalk	32	1.0%
23	Fresh/raw harvested – in the cob	10	0.3%
24	Fresh/raw harvested – in pods or shell/husks	224	 6.9%
31	Dry at harvest – with shell/cob and with stalk	32	1.0%
32	Dry at harvest – with shell/cob without stalk	44	1.3%
33	Dry at harvest – in the cob	11	0.3%
35	Dry at harvest – grain	94	2.9%
40	Dry after additional drying – state not applicable	71	2.2%
41	Dry after additional drying – with shell and with stalk	6	0.2%
42	Dry after additional drying – with shell and without stalk	121	3.7%
43	Dry after additional drying – in the cob	11	0.3%

File : AGSEC5A

a5aq7b: A5AQ7B: Condition/state of the harvested crop

Value	Label	Cases	Percentage
44	Dry after additional drying – In pods or shell/husks	161	4.9%
45	Dry – grain	1407	43.0%
99		15	0.5%
Sysmiss		7504	

Warning: these figures indicate the number of cases found in the data file. They cannot be interpreted as summary statistics of the population of interest.

a5aq7c: A5AQ7C:unit of quantity for the crop harvested

Information	[Type= continuous] [Format=numeric] [Range= 1-122] [Missing=*]
Statistics [NW/ W]	[Valid=3188 /-] [Invalid=7586 /-]

a5aq7d: A5AQ7D: Record conversion factor into KG of quantity/unit sold.

Information	[Type= continuous] [Format=numeric] [Range= 0-50000] [Missing=*]
Statistics [NW/ W]	[Valid=2343 /-] [Invalid=8431 /-]

a5aq8: A5AQ8:What was the value?

Information	[Type= continuous] [Format=numeric] [Range= 6-10277500] [Missing=*]
Statistics [NW/ W]	[Valid=3302 /-] [Invalid=7472 /-]

a5aq9: A5AQ9:Who bought the largest part?

Information	[Type= discrete] [Format=numeric] [Range= 1-6] [Missing=*]
Statistics [NW/ W]	[Valid=3300 /-] [Invalid=7474 /-]

Value	Label	Cases	Percentage
1	Government/LC	3	0.1%
2	Private trader in local village/market	2224	67.4%
3	Private trader in district market	462	14.0%
4	Consumer at market	356	10.8%
5	Neighbor/ Relative	232	7.0%
6	Other (specify)	23	0.7%
Sysmiss		7474	

Warning: these figures indicate the number of cases found in the data file. They cannot be interpreted as summary statistics of the population of interest.

a5aq10: A5AQ10:How much was spent on transport?

Information	[Type= continuous] [Format=numeric] [Range= 0-360000] [Missing=*]
Statistics [NW/ W]	[Valid=3298 /-] [Invalid=7476 /-]

a5aq11e: A5AQ11E: Were the decisions concerning the use of the earnings from the crop sal

Information	[Type= discrete] [Format=numeric] [Range= 1-2] [Missing=*]
Statistics [NW/ W]	[Valid=3298 /-] [Invalid=7476 /-]

Value	Label	Cases	Percentage
1	Single decision maker	1476	44.8%
2	Multiple decision makers	1822	55.2%
Sysmiss		7476	

Warning: these figures indicate the number of cases found in the data file. They cannot be interpreted as summary statistics of the population of interest.

a5aq11f: A5AQ11F: Who was the primary decision maker concerning the use of earnings from

Information	[Type= continuous] [Format=numeric] [Range= 102001-99999999] [Missing=*]
-------------	--

File : AGSEC5A			
# a5aq11f: A5AQ11F: Who was the primary decision maker concerning the use of earnings from			
Statistics [NW/ W]	[Valid=1476 /-] [Invalid=9298 /-]		
# a5aq11g: A5AQ11G: Who were the decision makers concerning the use of the earnings from th			
Information	[Type= continuous] [Format=numeric] [Range= 2110001-43010001] [Missing=*]		
Statistics [NW/ W]	[Valid=1822 /-] [Invalid=8952 /-]		
# a5aq11h: A5AQ11H: Record second household member who was a decision maker on the earnings			
Information	[Type= continuous] [Format=numeric] [Range= 2110002-43010002] [Missing=*]		
Statistics [NW/ W]	[Valid=1800 /-] [Invalid=8974 /-]		
# a5aq12: A5AQ12:How much of the [...] harvested during the first season of 2013 was given			
Information	[Type= continuous] [Format=numeric] [Range= 0-1800] [Missing=*]		
Statistics [NW/ W]	[Valid=8754 /-] [Invalid=2020 /-]		
# a5aq13: A5AQ13:How much of the [...] harvested during the first season of 2013 has alrea			
Information	[Type= continuous] [Format=numeric] [Range= 0-1490] [Missing=*]		
Statistics [NW/ W]	[Valid=8757 /-] [Invalid=2017 /-]		
# a5aq14a: A5AQ14A:How much of the [crop] harvested during the first season of 2013 was use			
Information	[Type= continuous] [Format=numeric] [Range= 0-200] [Missing=*]		
Statistics [NW/ W]	[Valid=8754 /-] [Invalid=2020 /-]		
# a5aq14b: A5AQ14B:How much of the [crop] harvested during the first season of 2013 was us			
Information	[Type= continuous] [Format=numeric] [Range= 0-56] [Missing=*]		
Statistics [NW/ W]	[Valid=8754 /-] [Invalid=2020 /-]		
# a5aq15: A5AQ15:How much of the SEED from [A5AQ6C] harvested during the first season of			
Information	[Type= continuous] [Format=numeric] [Range= 0-100] [Missing=*]		
Statistics [NW/ W]	[Valid=8756 /-] [Invalid=2018 /-]		
# a5aq16: A5AQ16:How much of the harvested during the first season of 2013 did you lose or			
Information	[Type= continuous] [Format=numeric] [Range= 0-100] [Missing=*]		
Statistics [NW/ W]	[Valid=8754 /-] [Invalid=2020 /-]		
# a5aq17: A5AQ17:What was the reason for the loss?			
Information	[Type= discrete] [Format=numeric] [Range= 1-5] [Missing=*]		
Statistics [NW/ W]	[Valid=295 /-] [Invalid=10479 /-]		
Value	Label	Cases	Percentage
1	Insects	129	<div><div></div></div> 43.7%
2	Rodents	80	<div><div></div></div> 27.1%
3	Flood	21	<div><div></div></div> 7.1%
4	Stolen	23	<div><div></div></div> 7.8%
5	Other (Specify)	42	<div><div></div></div> 14.2%
Sysmiss		10479	
<i>Warning: these figures indicate the number of cases found in the data file. They cannot be interpreted as summary statistics of the population of interest.</i>			
# a5aq18: A5AQ18:What is your main method of storage for this crop?			
Information	[Type= discrete] [Format=numeric] [Range= 1-96] [Missing=*]		

File : AGSEC5A

a5aq18: A5AQ18:What is your main method of storage for this crop?

Statistics [NW/ W] [Valid=8754 /-] [Invalid=2020 /-]

Value	Label	Cases	Percentage
1	Locally made traditional structure	258	2.9%
2	Improved locally made structure	43	0.5%
3	Modern store	23	0.3%
4	Sacks/open drum	4322	49.4%
5	Airtight drum	52	0.6%
6	Unprotected pile	3710	42.4%
7	In ceiling of dwelling	49	0.6%
96	Other (Specify)	297	3.4%
Sysmiss		2020	

Warning: these figures indicate the number of cases found in the data file. They cannot be interpreted as summary statistics of the population of interest.

a5aq19: A5AQ19:Did you do anything to protect the stored crop?

Information [Type= discrete] [Format=numeric] [Range= 1-2] [Missing=*]

Statistics [NW/ W] [Valid=8754 /-] [Invalid=2020 /-]

Value	Label	Cases	Percentage
1	Yes	366	4.2%
2	No	8388	95.8%
Sysmiss		2020	

Warning: these figures indicate the number of cases found in the data file. They cannot be interpreted as summary statistics of the population of interest.

a5aq20: A5AQ20:What did you do?

Information [Type= discrete] [Format=numeric] [Range= 1-3] [Missing=*]

Statistics [NW/ W] [Valid=366 /-] [Invalid=10408 /-]

Value	Label	Cases	Percentage
1	Spraying	102	27.9%
2	Smoking	10	2.7%
3	Other (Specify)	254	69.4%
Sysmiss		10408	

Warning: these figures indicate the number of cases found in the data file. They cannot be interpreted as summary statistics of the population of interest.

a5aq21: A5AQ21:How much of the crop harvested during the first season of 2013 is still b

Information [Type= continuous] [Format=numeric] [Range= 0-1552] [Missing=*]

Statistics [NW/ W] [Valid=8754 /-] [Invalid=2020 /-]

a5aq22: A5AQ22:In case there was no ,what was the main reason for the pre-harvest loss?

Information [Type= discrete] [Format=numeric] [Range= 1-6] [Missing=*]

Statistics [NW/ W] [Valid=1 /-] [Invalid=10773 /-]

Value	Label	Cases	Percentage
1	Pests	0	
2	Animals	0	
3	Floods	0	
4	Drought	1	100.0%
5	Hailstones	0	

File : AGSEC5A

a5aq22: A5AQ22:In case there was no ,what was the main reason for the pre-harvest loss?

Value	Label	Cases	Percentage
6	Other (specify)	0	
Sysmiss		10773	

Warning: these figures indicate the number of cases found in the data file. They cannot be interpreted as summary statistics of the population of interest.

a5aq23a: A5AQ23A:Did you harvest any [crop] residues?

Information	[Type= discrete] [Format=numeric] [Range= 1-3] [Missing=*]
Statistics [NW/ W]	[Valid=8753 /-] [Invalid=2021 /-]

Value	Label	Cases	Percentage
1	Yes - Harvested	1409	16.1%
2	No - residues left in field	2838	32.4%
3	No - no residues	4506	51.5%
Sysmiss		2021	

Warning: these figures indicate the number of cases found in the data file. They cannot be interpreted as summary statistics of the population of interest.

a5aq23b: A5AQ23B:If crop residue was harvested, was their main use?

Information	[Type= discrete] [Format=numeric] [Range= 1-96] [Missing=*]
Statistics [NW/ W]	[Valid=4247 /-] [Invalid=6527 /-]

Value	Label	Cases	Percentage
1	Animal Feed	763	18.0%
2	Fuel	579	13.6%
3	Thatching/Other HH items	130	3.1%
96	Other (Specify)	2775	65.3%
Sysmiss		6527	

Warning: these figures indicate the number of cases found in the data file. They cannot be interpreted as summary statistics of the population of interest.

dup

Information	[Type= discrete] [Format=numeric] [Range= 0-1] [Missing=*]
Statistics [NW/ W]	[Valid=10774 /-] [Invalid=0 /-]

Value	Label	Cases	Percentage
0		10683	99.2%
1		91	0.8%

Warning: these figures indicate the number of cases found in the data file. They cannot be interpreted as summary statistics of the population of interest.

hh: Unique identifier in 20013/14

Information	[Type= discrete] [Format=character] [Missing=*]
Statistics [NW/ W]	[Valid=10774 /-] [Invalid=0 /-]

wgt_X: Cross sectional weight for 2013_2014 panel survey

Information	[Type= continuous] [Format=numeric] [Range= 314.975738525391-6452.8603515625] [Missing=*]
Statistics [NW/ W]	[Valid=10774 /-] [Invalid=0 /-]

File : AGSEC5B			
# HHID: Household ID			
Information	[Type= discrete] [Format=numeric] [Range= 1100401-430100401] [Missing=*]		
Statistics [NW/ W]	[Valid=10424 /-] [Invalid=0 /-]		
# parcelID: Parcel identifier			
Information	[Type= discrete] [Format=numeric] [Range= 1-10] [Missing=*]		
Statistics [NW/ W]	[Valid=10422 /-] [Invalid=2 /-]		
Value	Label	Cases	Percentage
1		6378	<div></div> 61.2%
2		2486	<div></div> 23.9%
3		1028	<div></div> 9.9%
4		346	<div></div> 3.3%
5		126	<div></div> 1.2%
6		41	<div></div> 0.4%
7		8	<div></div> 0.1%
8		5	<div></div> 0.0%
9		2	<div></div> 0.0%
10		2	<div></div> 0.0%
Sysmiss		2	
Warning: these figures indicate the number of cases found in the data file. They cannot be interpreted as summary statistics of the population of interest.			
# plotID: Plot identifier			
Information	[Type= discrete] [Format=numeric] [Range= 1-13] [Missing=*]		
Statistics [NW/ W]	[Valid=10422 /-] [Invalid=2 /-]		
Value	Label	Cases	Percentage
1		3986	<div></div> 38.2%
2		2707	<div></div> 26.0%
3		1731	<div></div> 16.6%
4		990	<div></div> 9.5%
5		536	<div></div> 5.1%
6		257	<div></div> 2.5%
7		119	<div></div> 1.1%
8		53	<div></div> 0.5%
9		20	<div></div> 0.2%
10		12	<div></div> 0.1%
11		4	<div></div> 0.0%
12		3	<div></div> 0.0%
13		4	<div></div> 0.0%
Sysmiss		2	
Warning: these figures indicate the number of cases found in the data file. They cannot be interpreted as summary statistics of the population of interest.			
# Production2_ID: ACrop2_Production			
Information	[Type= continuous] [Format=numeric] [Range= 1-22] [Missing=*]		
Statistics [NW/ W]	[Valid=10424 /-] [Invalid=0 /-]		
# cropID: Record Crop Name			
Information	[Type= continuous] [Format=numeric] [Range= 111-890] [Missing=*]		

File : AGSEC5B

cropID: Record Crop Name

Statistics [NW/ W] [Valid=10415 /-] [Invalid=9 /-]

a5bq5_1: Production2_Resp: Record member of household who is the respondent for each crop

Information [Type= continuous] [Format=numeric] [Range= 102001-43010002] [Missing=*]

Statistics [NW/ W] [Valid=10422 /-] [Invalid=2 /-]

a5bq5_2: Is crop still immature?

Information [Type= discrete] [Format=numeric] [Range= 1-2] [Missing=*]

Statistics [NW/ W] [Valid=10424 /-] [Invalid=0 /-]

Value	Label	Cases	Percentage
1	Yes	1517	14.6%
2	No	8907	85.4%

Warning: these figures indicate the number of cases found in the data file. They cannot be interpreted as summary statistics of the population of interest.

a5bq6a: A5BQ6A:Quantity of the crop harvested in 2013

Information [Type= continuous] [Format=numeric] [Range= 0-180000] [Missing=*]

Statistics [NW/ W] [Valid=8895 /-] [Invalid=1529 /-]

a5bq6b: A5BQ6B: Condition/state of the harvested crop in 2013

Information [Type= discrete] [Format=numeric] [Range= 11-99] [Missing=*]

Statistics [NW/ W] [Valid=8497 /-] [Invalid=1927 /-]

Value	Label	Cases	Percentage
11	Green harvested – with shell/cob and with stalk	5	0.1%
12	Green harvested – with shell/cob without stalk	123	1.4%
13	Green harvested – in the cob	47	0.6%
14	Green harvested – in the pods	99	1.2%
20	Fresh/raw harvested – state not applicable	3206	37.7%
21	Fresh/raw harvested – with shell/cob and with stalk	8	0.1%
22	Fresh/raw harvested – with shell/cob without stalk	202	2.4%
23	Fresh/raw harvested – in the cob	202	2.4%
24	Fresh/raw harvested – in pods or shell/husks	786	9.3%
31	Dry at harvest – with shell/cob and with stalk	31	0.4%
32	Dry at harvest – with shell/cob without stalk	62	0.7%
33	Dry at harvest – in the cob	24	0.3%
35	Dry at harvest – grain	190	2.2%
40	Dry after additional drying – state not applicable	110	1.3%
41	Dry after additional drying – with shell and with stalk	18	0.2%
42	Dry after additional drying – with shell and without stalk	259	3.0%
43	Dry after additional drying – in the cob	24	0.3%
44	Dry after additional drying – In pods or shell/husks	185	2.2%
45	Dry – grain	2908	34.2%
99		8	0.1%
Sysmiss		1927	

Warning: these figures indicate the number of cases found in the data file. They cannot be interpreted as summary statistics of the population of interest.

File : AGSEC5B

a5bq6c: A5BQ6C:unit of quantity for the crop harvested

Information [Type= discrete] [Format=numeric] [Range= 1-122] [Missing=*]

Statistics [NW/ W] [Valid=8516 /-] [Invalid=1908 /-]

Value	Label	Cases	Percentage
1	Kilogram (KG)	1847	21.7%
9	Sack (120 kgs)	210	2.5%
10	Sack (100 kgs)	1799	21.1%
11		1	0.0%
12	Sack (50 kgs)	216	2.5%
13		1	0.0%
14	Jerrican (20 lts)	34	0.4%
15	Jerrican(10Lts)	6	0.1%
16	Jerrican (5 lts)	1	0.0%
17	Jerrican (3 lts)	0	
18	Jerrican (2 lts)	0	
20	Tin (20 lts)	853	10.0%
21	Tin (5 lts)	13	0.2%
22	Plastic Basin (15 lts)	1252	14.7%
29	Kimbo/Cowboy/Blueband Tin (2 kg)	10	0.1%
30	Kimbo/Cowboy/Blueband Tin (1 kg)	0	
31	Kimbo/Cowboy/Blueband Tin (0.5 kg)	15	0.2%
32	Cup/Mug(0.5Lt)	5	0.1%
37	Basket (20 kg)	50	0.6%
38	Basket (10 kg)	214	2.5%
39	Basket (5 kg)	172	2.0%
40	Basket (2 kg)	18	0.2%
66		1	0.0%
67	Bunch (Big)	163	1.9%
68	Bunch (Medium)	732	8.6%
69	Bunch (Small)	751	8.8%
83	Tobacco leaf (Number)	3	0.0%
87	Piece (Large)	11	0.1%
88	Piece (Medium)	53	0.6%
89	Piece (Small)	15	0.2%
90	Heap (Large)	14	0.2%
91	Heap (Medium)	27	0.3%
92	Heap (Small)	10	0.1%
93	Cluster (Large)	0	
94	Cluster (Medium)	1	0.0%
95	Cluster (Small)	0	
99		11	0.1%
107	Nice cup (Large)	2	0.0%
108	Nice cup (Medium)	0	
109	Nice cup (Small)	0	
119	Nomi Tin (1 kg)	3	0.0%

File : AGSEC5B

a5bq6c: A5BQ6C:unit of quantity for the crop harvested

Value	Label	Cases	Percentage
120	Nomi Tin (0.5 kg)	1	0.0%
121	Nomi Tin (0.25 kg)	1	0.0%
122	Nido Tin (0.4 kg)	0	
Sysmiss		1908	

Warning: these figures indicate the number of cases found in the data file. They cannot be interpreted as summary statistics of the population of interest.

a5bq6d: A5BQ6D:Corvension factor into kgs per crop in 2013

Information	[Type= continuous] [Format=numeric] [Range= 0-14000] [Missing=*]
Statistics [NW/ W]	[Valid=6665 /-] [Invalid=3759 /-]

a5bq6a_1: A5BQ6A_1: Were the decisions concerning the use of the crop output made by a sin

Information	[Type= discrete] [Format=numeric] [Range= 1-2] [Missing=*]
Statistics [NW/ W]	[Valid=8521 /-] [Invalid=1903 /-]

Value	Label	Cases	Percentage
1	Single decision maker	4433	52.0%
2	Multiple decision makers	4088	48.0%
Sysmiss		1903	

Warning: these figures indicate the number of cases found in the data file. They cannot be interpreted as summary statistics of the population of interest.

a5bq6a_2: A5BQ6A_2: Who is the primary decision maker concerning the use of the crop output

Information	[Type= continuous] [Format=numeric] [Range= 102001-99999999] [Missing=*]
Statistics [NW/ W]	[Valid=4429 /-] [Invalid=5995 /-]

a5bq6a_3: A5BQ6A_3: Who are the decision makers concerning the use of the crop output?

Information	[Type= continuous] [Format=numeric] [Range= 3601001-43010001] [Missing=*]
Statistics [NW/ W]	[Valid=4088 /-] [Invalid=6336 /-]

a5bq6a_4: A5BQ6A_4: Record second household member who was a decision maker on the crop ou

Information	[Type= continuous] [Format=numeric] [Range= 3601009-99999999] [Missing=*]
Statistics [NW/ W]	[Valid=4078 /-] [Invalid=6346 /-]

a5bq6e: A5BQ6E:In what month did the harvest begin?

Information	[Type= discrete] [Format=numeric] [Range= 1-12] [Missing=*]
Statistics [NW/ W]	[Valid=7024 /-] [Invalid=3400 /-]

Value	Label	Cases	Percentage
1		486	6.9%
2		124	1.8%
3		47	0.7%
4		32	0.5%
7		1441	20.5%
8		296	4.2%
9		367	5.2%
10		858	12.2%
11		1620	23.1%
12		1753	25.0%
Sysmiss		3400	

File : AGSEC5B

a5bq6e: A5BQ6E:In what month did the harvest begin?

Warning: these figures indicate the number of cases found in the data file. They cannot be interpreted as summary statistics of the population of interest.

a5bq6e_1: A5BQ6e1:In what year did the harvest begin?

Information [Type= discrete] [Format=numeric] [Range= 2010-2014] [Missing=*]

Statistics [NW/ W] [Valid=8478 /-] [Invalid=1946 /-]

Value	Label	Cases	Percentage
2010		1	0.0%
2011		1	0.0%
2012		5	0.1%
2013		7663	90.4%
2014		808	9.5%
Sysmiss		1946	

Warning: these figures indicate the number of cases found in the data file. They cannot be interpreted as summary statistics of the population of interest.

a5bq6f: A5BQ6F:In what month did the harvest end?

Information [Type= discrete] [Format=numeric] [Range= 1-12] [Missing=*]

Statistics [NW/ W] [Valid=6999 /-] [Invalid=3425 /-]

Value	Label	Cases	Percentage
1		685	9.8%
2		257	3.7%
3		121	1.7%
4		191	2.7%
7		28	0.4%
8		44	0.6%
9		120	1.7%
10		337	4.8%
11		889	12.7%
12		4327	61.8%
Sysmiss		3425	

Warning: these figures indicate the number of cases found in the data file. They cannot be interpreted as summary statistics of the population of interest.

a5bq6f_1: A5BQf1:In what year did the harvest end?

Information [Type= continuous] [Format=numeric] [Range= 150-2301] [Missing=*]

Statistics [NW/ W] [Valid=8489 /-] [Invalid=1935 /-]

a5bq7a: A5BQ7A:Quantity of the crop harvested in 2013

Information [Type= continuous] [Format=numeric] [Range= 0-18000] [Missing=*]

Statistics [NW/ W] [Valid=8492 /-] [Invalid=1932 /-]

a5bq7b: A5BQ7B: Condition/state of the harvested crop in 2013

Information [Type= discrete] [Format=numeric] [Range= 11-99] [Missing=*]

Statistics [NW/ W] [Valid=3173 /-] [Invalid=7251 /-]

Value	Label	Cases	Percentage
11	Green harvested – with shell/cob and with stalk	0	
12	Green harvested – with shell/cob without stalk	4	0.1%
13	Green harvested – in the cob	3	0.1%

File : AGSEC5B

a5bq7b: A5BQ7B: Condition/state of the harvested crop in 2013

Value	Label	Cases	Percentage
14	Green harvested – in the pods	3	0.1%
20	Fresh/raw harvested – state not applicable	997	31.4%
21	Fresh/raw harvested – with shell/cob and with stalk	0	
22	Fresh/raw harvested – with shell/cob without stalk	11	0.3%
23	Fresh/raw harvested – in the cob	3	0.1%
24	Fresh/raw harvested – in pods or shell/husks	205	6.5%
31	Dry at harvest – with shell/cob and with stalk	2	0.1%
32	Dry at harvest – with shell/cob without stalk	14	0.4%
33	Dry at harvest – in the cob	5	0.2%
35	Dry at harvest – grain	58	1.8%
40	Dry after additional drying – state not applicable	76	2.4%
41	Dry after additional drying – with shell and with stalk	4	0.1%
42	Dry after additional drying – with shell and without stalk	82	2.6%
43	Dry after additional drying – in the cob	9	0.3%
44	Dry after additional drying – In pods or shell/husks	191	6.0%
45	Dry – grain	1499	47.2%
99		7	0.2%
Sysmiss		7251	

Warning: these figures indicate the number of cases found in the data file. They cannot be interpreted as summary statistics of the population of interest.

a5bq7c: A5BQ7C:unit of quantity for the crop harvested in 2013

Information		[Type= discrete] [Format=numeric] [Range= 1-122] [Missing=*]	
Statistics [NW/ W]		[Valid=3155 /-] [Invalid=7269 /-]	
Value	Label	Cases	Percentage
1	Kilogram (KG)	959	<div></div> 30.4%
9	Sack (120 kgs)	93	<div></div> 2.9%
10	Sack (100 kgs)	821	<div></div> 26.0%
12	Sack (50 kgs)	63	<div></div> 2.0%
14	Jerrican (20 lts)	6	<div></div> 0.2%
15	Jerrican(10Lts)	0	
16	Jerrican (5 lts)	0	
17	Jerrican (3 lts)	0	
18	Jerrican (2 lts)	0	
20	Tin (20 lts)	220	<div></div> 7.0%
21	Tin (5 lts)	1	<div></div> 0.0%
22	Plastic Basin (15 lts)	318	<div></div> 10.1%
29	Kimbo/Cowboy/Blueband Tin (2 kg)	3	<div></div> 0.1%
30	Kimbo/Cowboy/Blueband Tin (1 kg)	1	<div></div> 0.0%
31	Kimbo/Cowboy/Blueband Tin (0.5 kg)	4	<div></div> 0.1%
32	Cup/Mug(0.5Lt)	0	
37	Basket (20 kg)	13	<div></div> 0.4%
38	Basket (10 kg)	4	<div></div> 0.1%
39	Basket (5 kg)	4	<div></div> 0.1%
40	Basket (2 kg)	2	<div></div> 0.1%

File : AGSEC5B

a5bq7c: A5BQ7C:unit of quantity for the crop harvested in 2013

Value	Label	Cases	Percentage
67	Bunch (Big)	105	3.3%
68	Bunch (Medium)	360	11.4%
69	Bunch (Small)	122	3.9%
83	Tobacco leaf (Number)	2	0.1%
87	Piece (Large)	8	0.3%
88	Piece (Medium)	24	0.8%
89	Piece (Small)	8	0.3%
90	Heap (Large)	3	0.1%
91	Heap (Medium)	8	0.3%
92	Heap (Small)	2	0.1%
93	Cluster (Large)	0	
94	Cluster (Medium)	0	
95	Cluster (Small)	0	
107	Nice cup (Large)	0	
108	Nice cup (Medium)	0	
109	Nice cup (Small)	0	
119	Nomi Tin (1 kg)	0	
120	Nomi Tin (0.5 kg)	0	
121	Nomi Tin (0.25 kg)	1	0.0%
122	Nido Tin (0.4 kg)	0	
Sysmiss		7269	

Warning: these figures indicate the number of cases found in the data file. They cannot be interpreted as summary statistics of the population of interest.

a5bq7d: Record conversion factor into KG of quantity/unit sold.

Information	[Type= continuous] [Format=numeric] [Range= 0.0199999995529652-80000] [Missing=*]
Statistics [NW/ W]	[Valid=2196 /-] [Invalid=8228 /-]

a5bq8: A5BQ8:What was the value?

Information	[Type= continuous] [Format=numeric] [Range= 0-7200000] [Missing=*]
Statistics [NW/ W]	[Valid=3190 /-] [Invalid=7234 /-]

a5bq9: A5BQ9:Who bought the largest part?

Information	[Type= discrete] [Format=numeric] [Range= 1-6] [Missing=*]
Statistics [NW/ W]	[Valid=3184 /-] [Invalid=7240 /-]

Value	Label	Cases	Percentage
1	Government/LC	7	0.2%
2	Private trader in local village/market	2310	72.6%
3	Private trader in district market	376	11.8%
4	Consumer at market	293	9.2%
5	Neighbor/ Relative	187	5.9%
6	Other (specify)	11	0.3%
Sysmiss		7240	

Warning: these figures indicate the number of cases found in the data file. They cannot be interpreted as summary statistics of the population of interest.

File : AGSEC5B			
# a5bq10: A5BQ10:How much was spent on transport?			
Information		[Type= continuous] [Format=numeric] [Range= 0-900000] [Missing=*]	
Statistics [NW/ W]		[Valid=3186 /-] [Invalid=7238 /-]	
# a5bq11e: A5BQ11E:			
Information		[Type= discrete] [Format=numeric] [Range= 1-2] [Missing=*]	
Statistics [NW/ W]		[Valid=3188 /-] [Invalid=7236 /-]	
Value	Label	Cases	Percentage
1	Single decision maker	1578	49.5%
2	Multiple decision makers	1610	50.5%
Sysmiss		7236	
Warning: these figures indicate the number of cases found in the data file. They cannot be interpreted as summary statistics of the population of interest.			
# a5bq11f: A5BQ11F: Who was the primary decision maker concerning the use of earnings from			
Information		[Type= continuous] [Format=numeric] [Range= 102001-99999999] [Missing=*]	
Statistics [NW/ W]		[Valid=1574 /-] [Invalid=8850 /-]	
# a5bq11g: A5BQ11G: Who were the decision makers concerning the use of the earnings from th			
Information		[Type= continuous] [Format=numeric] [Range= 3601001-43010001] [Missing=*]	
Statistics [NW/ W]		[Valid=1607 /-] [Invalid=8817 /-]	
# a5bq11h: A5BQ11H:			
Information		[Type= continuous] [Format=numeric] [Range= 3601009-43010002] [Missing=*]	
Statistics [NW/ W]		[Valid=1602 /-] [Invalid=8822 /-]	
# a5bq12: A5BQ12:How much of the [...] harvested during the second season of 2013 was give			
Information		[Type= continuous] [Format=numeric] [Range= 0-200] [Missing=*]	
Statistics [NW/ W]		[Valid=8514 /-] [Invalid=1910 /-]	
# a5bq13: A5BQ13:How much of the [...] harvested during the second season of 2013 has alre			
Information		[Type= continuous] [Format=numeric] [Range= 0-990] [Missing=*]	
Statistics [NW/ W]		[Valid=8515 /-] [Invalid=1909 /-]	
# a5bq14a: A5BQ14A:How much of the [crop] harvested during the second season of 2013 was us			
Information		[Type= continuous] [Format=numeric] [Range= 0-180] [Missing=*]	
Statistics [NW/ W]		[Valid=8514 /-] [Invalid=1910 /-]	
# a5bq14b: A5BQ14B:How much of the [crop] harvested during the second season of 2013 was us			
Information		[Type= discrete] [Format=numeric] [Range= 0-20] [Missing=*]	
Statistics [NW/ W]		[Valid=8514 /-] [Invalid=1910 /-]	
Value	Label	Cases	Percentage
0		8497	99.8%
0.1000000014901		2	0.0%
0.25		2	0.0%
0.3000000119209		1	0.0%
1		1	0.0%
2		1	0.0%
3		2	0.0%

File : AGSEC5B

a5bq14b: A5BQ14B:How much of the [crop] harvested during the second season of 2013 was us

Value	Label	Cases	Percentage
5		1	0.0%
6		1	0.0%
8		1	0.0%
10		3	0.0%
20		2	0.0%
Sysmiss		1910	

Warning: these figures indicate the number of cases found in the data file. They cannot be interpreted as summary statistics of the population of interest.

a5bq15: A5BQ15:How much of the SEED from [A5BQ6C] harvested during the second season of

Information	[Type= continuous] [Format=numeric] [Range= 0-160] [Missing=*]
Statistics [NW/ W]	[Valid=8515 /-] [Invalid=1909 /-]

a5bq16: A5BQ16:How much of the harvested during the second season of 2013 did you lose o

Information	[Type= continuous] [Format=numeric] [Range= 0-100] [Missing=*]
Statistics [NW/ W]	[Valid=8514 /-] [Invalid=1910 /-]

a5bq17: A5BQ17:What was the MAIN reason for the loss?

Information	[Type= discrete] [Format=numeric] [Range= 1-5] [Missing=*]
Statistics [NW/ W]	[Valid=127 /-] [Invalid=10297 /-]

Value	Label	Cases	Percentage
1	Insects	61	48.0%
2	Rodents	31	24.4%
3	Flood	12	9.4%
4	Stolen	6	4.7%
5	Other (Specify)	17	13.4%
Sysmiss		10297	

Warning: these figures indicate the number of cases found in the data file. They cannot be interpreted as summary statistics of the population of interest.

a5bq18: A5BQ18:What is your main method of storage for this crop?

Information	[Type= discrete] [Format=numeric] [Range= 1-96] [Missing=*]
Statistics [NW/ W]	[Valid=8514 /-] [Invalid=1910 /-]

Value	Label	Cases	Percentage
1	Locally made traditional structure	74	0.9%
2	Improved locally made structure	21	0.2%
3	Modern store	22	0.3%
4	Sacks/open drum	4026	47.3%
5	Airtight drum	19	0.2%
6	Unprotected pile	4275	50.2%
7	In ceiling of dwelling	11	0.1%
96	Other (Specify)	66	0.8%
Sysmiss		1910	

Warning: these figures indicate the number of cases found in the data file. They cannot be interpreted as summary statistics of the population of interest.

a5bq19: A5BQ19:Did you do anything to protect the stored crop?

Information	[Type= discrete] [Format=numeric] [Range= 1-2] [Missing=*]
-------------	--

File : AGSEC5B

a5bq19: A5BQ19:Did you do anything to protect the stored crop?

Statistics [NW/ W] [Valid=8514 /-] [Invalid=1910 /-]

Value	Label	Cases	Percentage
1	Yes	312	3.7%
2	No	8202	96.3%
Sysmiss		1910	

Warning: these figures indicate the number of cases found in the data file. They cannot be interpreted as summary statistics of the population of interest.

a5bq20: A5BQ20:What did you do?

Information [Type= discrete] [Format=numeric] [Range= 1-3] [Missing=*]

Statistics [NW/ W] [Valid=313 /-] [Invalid=10111 /-]

Value	Label	Cases	Percentage
1	Spraying	103	32.9%
2	Smoking	5	1.6%
3	Other (Specify)	205	65.5%
Sysmiss		10111	

Warning: these figures indicate the number of cases found in the data file. They cannot be interpreted as summary statistics of the population of interest.

a5bq21: A5BQ21:How much of the crop harvested during the second season of 2013 is still

Information [Type= continuous] [Format=numeric] [Range= 0-950] [Missing=*]

Statistics [NW/ W] [Valid=8513 /-] [Invalid=1911 /-]

a5bq22: A5BQ22:In case there was no ,what was the main reason for the pre-harvest loss?

Information [Type= discrete] [Format=numeric] [Range= 1-6] [Missing=*]

Statistics [NW/ W] [Valid=364 /-] [Invalid=10060 /-]

Value	Label	Cases	Percentage
1	Pests	42	11.5%
2	Animals	34	9.3%
3	Floods	43	11.8%
4	Drought	191	52.5%
5	Hailstones	13	3.6%
6	Other (specify)	41	11.3%
Sysmiss		10060	

Warning: these figures indicate the number of cases found in the data file. They cannot be interpreted as summary statistics of the population of interest.

a5bq23a: A5BQ23A:Did you harvest any [crop] residues?

Information [Type= discrete] [Format=numeric] [Range= 1-3] [Missing=*]

Statistics [NW/ W] [Valid=8511 /-] [Invalid=1913 /-]

Value	Label	Cases	Percentage
1	Yes - Harvested	1263	14.8%
2	No - residues left in field	2954	34.7%
3	No - no residues	4294	50.5%
Sysmiss		1913	





Warning: these figures indicate the number of cases found in the data file. They cannot be interpreted as summary statistics of the population of interest.

a5bq23b: A5BQ23B:If crop residuew were harvested, was their main use?

Information [Type= discrete] [Format=numeric] [Range= 1-96] [Missing=*]

File : AGSEC5B**# a5bq23b: A5BQ23B:If crop residue was harvested, was their main use?**

Statistics [NW/ W]	[Valid=4215 /-] [Invalid=6209 /-]
--------------------	-----------------------------------

Value	Label	Cases	Percentage
1	Animal Feed	691	 16.4%
2	Fuel	446	 10.6%
3	Thatching/Other HH items	55	 1.3%
96	Other (Specify)	3023	 71.7%
Sysmiss		6209	

Warning: these figures indicate the number of cases found in the data file. They cannot be interpreted as summary statistics of the population of interest.

hh: Unique identifier in 20013/14

Information	[Type= discrete] [Format=character] [Missing=*]
-------------	---

Statistics [NW/ W]	[Valid=10424 /-] [Invalid=0 /-]
--------------------	---------------------------------

wgt_X: Cross sectional weight for 2013_2014 panel survey

Information	[Type= continuous] [Format=numeric] [Range= 314.975738525391-6452.8603515625] [Missing=*]
-------------	---

Statistics [NW/ W]	[Valid=10424 /-] [Invalid=0 /-]
--------------------	---------------------------------

File : AGSEC6A_1

HHID: Household ID

Information [Type= discrete] [Format=numeric] [Range= 1100401-430100401] [Missing=*]

Statistics [NW/ W] [Valid=2495 /-] [Invalid=0 /-]

a6aq1: A6AQ1:Has any member of your household raised or owned cattle and pack animals d

Information [Type= discrete] [Format=numeric] [Range= 1-2] [Missing=*]

Statistics [NW/ W] [Valid=2491 /-] [Invalid=4 /-]

Value	Label	Cases	Percentage
1	Yes	778	31.2%
2	No	1713	68.8%
Sysmiss		4	

Warning: these figures indicate the number of cases found in the data file. They cannot be interpreted as summary statistics of the population of interest.

hh: Unique identifier in 20013/14

Information [Type= discrete] [Format=character] [Missing=*]

Statistics [NW/ W] [Valid=2495 /-] [Invalid=0 /-]

wgt_X: Cross sectional weight for 2013_2014 panel survey

Information [Type= continuous] [Format=numeric] [Range= 314.975738525391-6452.8603515625] [Missing=*]

Statistics [NW/ W] [Valid=2495 /-] [Invalid=0 /-]

File : AGSEC6A				
# HHID: Household ID				
Information		[Type= discrete] [Format=numeric] [Range= 1100401-430100401] [Missing=*]		
Statistics [NW/ W]		[Valid=8364 /-] [Invalid=0 /-]		
Value	Label	Cases	Percentage	
27110401		12		0.1%
36040409		12		0.1%
37050401		12		0.1%
37060401		12		0.1%
39090401		12		0.1%
39090402		12		0.1%
39100401		12		0.1%
40020401		12		0.1%
42080402		12		0.1%
45080403		12		0.1%
45090401		12		0.1%
46030401		12		0.1%
46060402		12		0.1%
46100401		12		0.1%
48060401		12		0.1%
48080401		12		0.1%
49100401		12		0.1%
50020401		12		0.1%
53040401		12		0.1%
53050401		12		0.1%
53080401		12		0.1%
54100401		12		0.1%
54120401		12		0.1%
54120402		12		0.1%
57020401		12		0.1%
57030401		12		0.1%
57040401		12		0.1%
57100401		12		0.1%
60010401		12		0.1%
60090401		12		0.1%
60100401		12		0.1%
61030401		12		0.1%
61050401		12		0.1%
61050402		12		0.1%
61070401		12		0.1%
61080401		12		0.1%
61100401		12		0.1%
62010401		12		0.1%
62070401		12		0.1%
62080401		12		0.1%
63100401		12		0.1%

File : AGSEC6A

HHID: Household ID

Value	Label	Cases	Percentage	
64090401		12		0.1%
67010401		12		0.1%
67040401		12		0.1%
67060401		12		0.1%
67100401		12		0.1%
68060401		12		0.1%
70070401		12		0.1%
70090401		12		0.1%
70100401		12		0.1%
73100401		12		0.1%
74080401		12		0.1%
74080402		12		0.1%
74080403		12		0.1%
75020406		12		0.1%
75040401		12		0.1%
75100401		12		0.1%
81020401		12		0.1%
81020402		12		0.1%
83010401		12		0.1%
83020402		12		0.1%
84050401		12		0.1%
84090402		12		0.1%
86030401		12		0.1%
87010401		12		0.1%
87030401		12		0.1%
87040401		12		0.1%
87060401		12		0.1%
87070401		12		0.1%
87080401		12		0.1%
87080402		12		0.1%
87090401		12		0.1%
87100401		12		0.1%
90010401		12		0.1%
90070401		12		0.1%
90080401		12		0.1%
95050401		12		0.1%
97100401		12		0.1%
100040401		12		0.1%
100070401		12		0.1%
100100401		12		0.1%
107060402		12		0.1%
109040401		12		0.1%
109050401		12		0.1%

File : AGSEC6A

HHID: Household ID

Value	Label	Cases	Percentage	
109090401		12	<div></div>	0.1%
109090402		12	<div></div>	0.1%
110070401		12	<div></div>	0.1%
110100401		12	<div></div>	0.1%
110110401		12	<div></div>	0.1%
115020401		12	<div></div>	0.1%
115050401		12	<div></div>	0.1%
118080401		12	<div></div>	0.1%
119010401		12	<div></div>	0.1%
119050401		12	<div></div>	0.1%
119070401		12	<div></div>	0.1%
119080401		12	<div></div>	0.1%
119100401		12	<div></div>	0.1%
120030402		4	<div></div>	0.0%
120050401		12	<div></div>	0.1%
120080401		12	<div></div>	0.1%
120110401		12	<div></div>	0.1%
125100401		12	<div></div>	0.1%
125120401		12	<div></div>	0.1%
126070401		12	<div></div>	0.1%
127010401		12	<div></div>	0.1%
127040401		12	<div></div>	0.1%
127050401		12	<div></div>	0.1%
127060401		12	<div></div>	0.1%
127080401		12	<div></div>	0.1%
127090401		12	<div></div>	0.1%
128100401		12	<div></div>	0.1%
129040401		12	<div></div>	0.1%
129050401		12	<div></div>	0.1%
129060401		12	<div></div>	0.1%
129080401		12	<div></div>	0.1%
129090402		12	<div></div>	0.1%
129100401		12	<div></div>	0.1%
130020401		12	<div></div>	0.1%
130040401		12	<div></div>	0.1%
130050401		12	<div></div>	0.1%
130060401		12	<div></div>	0.1%
130060402		12	<div></div>	0.1%
130060403		12	<div></div>	0.1%
130060406		12	<div></div>	0.1%
130070401		12	<div></div>	0.1%
130080401		12	<div></div>	0.1%
130090401		12	<div></div>	0.1%

File : AGSEC6A

HHID: Household ID

Value	Label	Cases	Percentage	
130100401		12		0.1%
131030401		12		0.1%
131060401		12		0.1%
131070402		12		0.1%
131090401		12		0.1%
133080401		12		0.1%
133090401		12		0.1%
133100401		12		0.1%
133100406		8	0.1%	
140010401		12		0.1%
140020401		12		0.1%
140030401		12		0.1%
140040401		12		0.1%
140050401		12		0.1%
140060401		12		0.1%
140070401		12		0.1%
140080401		12		0.1%
140090401		12		0.1%
140100401		12		0.1%
141110401		12		0.1%
142060401		12		0.1%
142070401		12		0.1%
142070403		12		0.1%
143010402		12		0.1%
143020401		12		0.1%
143020402		12		0.1%
143020404		12		0.1%
143030401		12		0.1%
143040401		12		0.1%
143040403		12		0.1%
143040404		12		0.1%
143050401		12		0.1%
143060401		12		0.1%
143070401		12		0.1%
143080401		12		0.1%
143090401		12		0.1%
143090402		12		0.1%
143090404		12		0.1%
144020401		12		0.1%
144020402		12		0.1%
144040401		12		0.1%
144040402		12		0.1%
144040403		12		0.1%

File : AGSEC6A

HHID: Household ID

Value	Label	Cases	Percentage	
144050401		12		0.1%
144060401		12		0.1%
144090401		12		0.1%
144100402		12		0.1%
148030401		12		0.1%
148060402		12		0.1%
148080401		12		0.1%
148100401		12		0.1%
149030401		12		0.1%
149070401		12		0.1%
149080401		12		0.1%
149100401		12		0.1%
150030401		12		0.1%
150040401		12		0.1%
150060401		12		0.1%
150070401		12		0.1%
150070402		12		0.1%
150090401		12		0.1%
150100401		12		0.1%
151010401		12		0.1%
151050401		12		0.1%
151070401		12		0.1%
151090401		12		0.1%
151090402		12		0.1%
153010401		12		0.1%
153010402		12		0.1%
153020401		12		0.1%
153050401		12		0.1%
153090401		12		0.1%
153100401		12		0.1%
155030401		12		0.1%
155040401		12		0.1%
155050401		12		0.1%
155050402		12		0.1%
155080401		12		0.1%
155090401		12		0.1%
155100401		12		0.1%
159030401		12		0.1%
159070401		12		0.1%
159090401		12		0.1%
159090403		12		0.1%
162020401		12		0.1%
162040401		12		0.1%

File : AGSEC6A

HHID: Household ID

Value	Label	Cases	Percentage	
162090401		12		0.1%
162100401		12		0.1%
163040401		12		0.1%
163060401		12		0.1%
163070401		12		0.1%
163090401		12		0.1%
164010401		12		0.1%
164020401		12		0.1%
164050401		12		0.1%
164060401		12		0.1%
164070401		12		0.1%
164080401		12		0.1%
164090401		12		0.1%
164090402		12		0.1%
164090403		12		0.1%
164100401		12		0.1%
165010402		12		0.1%
165050401		12		0.1%
165060401		12		0.1%
165070401		12		0.1%
165090401		12		0.1%
165100401		12		0.1%
166110401		12		0.1%
167040401		12		0.1%
167070401		12		0.1%
167080401		12		0.1%
167100401		12		0.1%
168020401		12		0.1%
168040401		12		0.1%
168040403		12		0.1%
168060402		12		0.1%
168070401		12		0.1%
168100401		12		0.1%
170080401		12		0.1%
170100401		12		0.1%
171100401		12		0.1%
172050401		12		0.1%
172070401		12		0.1%
173080401		12		0.1%
174010401		12		0.1%
174030401		12		0.1%
174040401		12		0.1%
174090401		12		0.1%

File : AGSEC6A

HHID: Household ID

Value	Label	Cases	Percentage	
175030401		12		0.1%
175060401		12		0.1%
176010401		12		0.1%
176020401		12		0.1%
176040401		12		0.1%
176050401		12		0.1%
176060401		12		0.1%
176080401		12		0.1%
176100401		12		0.1%
177040401		12		0.1%
177070402		12		0.1%
177070403		12		0.1%
177080401		12		0.1%
177090401		12		0.1%
177100401		12		0.1%
180100401		12		0.1%
180110401		12		0.1%
181030402		12		0.1%
182040401		12		0.1%
182060401		12		0.1%
182070401		12		0.1%
182090401		12		0.1%
182100401		12		0.1%
182100402		12		0.1%
182100403		12		0.1%
182100405		12		0.1%
183010401		12		0.1%
183010402		12		0.1%
183010405		12		0.1%
183010406		12		0.1%
183010407		12		0.1%
183030401		12		0.1%
183050401		12		0.1%
183070401		12		0.1%
183110401		12		0.1%
186010403		12		0.1%
186010404		12		0.1%
187080401		12		0.1%
188010401		12		0.1%
188050401		12		0.1%
188060401		12		0.1%
188060403		12		0.1%
188080401		12		0.1%

File : AGSEC6A

HHID: Household ID

Value	Label	Cases	Percentage	
188090401		12		0.1%
188100401		12		0.1%
189020401		12		0.1%
189040401		12		0.1%
189080401		12		0.1%
189090401		12		0.1%
189100401		12		0.1%
190010401		12		0.1%
190020401		12		0.1%
190050401		12		0.1%
190060401		12		0.1%
190100401		12		0.1%
191030401		12		0.1%
191050401		12		0.1%
191060401		12		0.1%
191070401		12		0.1%
191070403		12		0.1%
191090401		12		0.1%
191100401		12		0.1%
192010401		12		0.1%
192030401		12		0.1%
192040401		12		0.1%
192070401		12		0.1%
192080401		12		0.1%
192100401		12		0.1%
192110401		12		0.1%
194090401		12		0.1%
196030401		12		0.1%
196100401		12		0.1%
197030401		12		0.1%
197040401		12		0.1%
197070401		12		0.1%
197100401		12		0.1%
202010401		12		0.1%
202020401		12		0.1%
202030401		12		0.1%
202070402		12		0.1%
202100401		12		0.1%
203030401		12		0.1%
203050401		12		0.1%
203060401		12		0.1%
203100401		12		0.1%
204030401		12		0.1%

File : AGSEC6A

HHID: Household ID

Value	Label	Cases	Percentage	
204070401		12		0.1%
204090401		12		0.1%
204110401		12		0.1%
205070402		12		0.1%
208030401		12		0.1%
208040401		12		0.1%
208110402		12		0.1%
208110403		12		0.1%
209050402		12		0.1%
209060401		12		0.1%
209070401		12		0.1%
209090401		12		0.1%
209100401		12		0.1%
211050401		12		0.1%
211060401		12		0.1%
211080401		12		0.1%
211090401		12		0.1%
211100401		12		0.1%
214010401		12		0.1%
214010402		12		0.1%
214080401		12		0.1%
214100401		12		0.1%
216120401		12		0.1%
220020401		12		0.1%
220040401		12		0.1%
220060401		12		0.1%
220140401		12		0.1%
221010401		12		0.1%
221020402		12		0.1%
221030401		12		0.1%
221050401		12		0.1%
221090401		12		0.1%
221100402		12		0.1%
221100403		12		0.1%
221100404		12		0.1%
221100406		12		0.1%
223020401		12		0.1%
223030404		12		0.1%
223070401		12		0.1%
223090401		12		0.1%
224100401		12		0.1%
225020402		12		0.1%
225030401		12		0.1%

File : AGSEC6A

HHID: Household ID

Value	Label	Cases	Percentage	
225030402		12		0.1%
225040401		12		0.1%
225050401		12		0.1%
225090401		12		0.1%
225100401		12		0.1%
228020401		12		0.1%
231020401		12		0.1%
231030401		12		0.1%
231040401		12		0.1%
231050401		12		0.1%
231060401		12		0.1%
231070401		12		0.1%
231080401		12		0.1%
231090401		12		0.1%
231100401		12		0.1%
233080401		12		0.1%
234070402		12		0.1%
235050401		12		0.1%
235060402		12		0.1%
236010401		12		0.1%
236050401		12		0.1%
236070402		12		0.1%
236070403		12		0.1%
236070404		12		0.1%
236100401		12		0.1%
237070401		12		0.1%
238010401		12		0.1%
239060401		12		0.1%
239090401		12		0.1%
244030401		12		0.1%
244090401		12		0.1%
248020401		12		0.1%
248020402		12		0.1%
248110401		12		0.1%
250010401		12		0.1%
250020401		12		0.1%
250050401		12		0.1%
250110401		12		0.1%
252030401		12		0.1%
254010401		12		0.1%
254020401		12		0.1%
254070401		12		0.1%
254080401		12		0.1%

File : AGSEC6A

HHID: Household ID

Value	Label	Cases	Percentage	
254090401		12		0.1%
254100401		12		0.1%
254100402		12		0.1%
256070401		12		0.1%
256100402		12		0.1%
257020401		12		0.1%
257050401		12		0.1%
257060401		12		0.1%
257060402		12		0.1%
257070401		12		0.1%
257080401		12		0.1%
257090401		12		0.1%
259030401		12		0.1%
259070401		12		0.1%
259100401		12		0.1%
260100401		12		0.1%
261100401		12		0.1%
264160401		12		0.1%
265090401		12		0.1%
266070401		12		0.1%
266100401		12		0.1%
271070401		12		0.1%
271080401		12		0.1%
271100401		12		0.1%
281060401		12		0.1%
282060401		12		0.1%
282090401		12		0.1%
294020401		12		0.1%
294090401		12		0.1%
294100401		12		0.1%
296030401		12		0.1%
296110401		12		0.1%
297040401		12		0.1%
297060402		12		0.1%
297100401		12		0.1%
298020401		12		0.1%
298090401		12		0.1%
298100401		12		0.1%
300100401		12		0.1%
300120401		12		0.1%
303020401		12		0.1%
303030401		12		0.1%
303060401		12		0.1%

File : AGSEC6A

HHID: Household ID

Value	Label	Cases	Percentage	
303070401		12		0.1%
303090401		12		0.1%
303100401		12		0.1%
305100401		12		0.1%
305110401		12		0.1%
306020401		12		0.1%
306070401		12		0.1%
307030401		12		0.1%
307060401		12		0.1%
307080401		12		0.1%
307090401		12		0.1%
308090401		12		0.1%
309060401		12		0.1%
309090401		12		0.1%
309100401		12		0.1%
310060401		12		0.1%
310070401		12		0.1%
317060402		12		0.1%
317070401		12		0.1%
317080401		12		0.1%
321030401		12		0.1%
321040401		12		0.1%
321050401		12		0.1%
321060401		12		0.1%
321080401		12		0.1%
321090401		12		0.1%
322020401		12		0.1%
322060401		12		0.1%
322090401		12		0.1%
336030401		12		0.1%
337020401		12		0.1%
338010401		12		0.1%
338060401		12		0.1%
338070401		12		0.1%
338080401		12		0.1%
340030401		12		0.1%
340050401		12		0.1%
342080401		12		0.1%
343010401		12		0.1%
344020401		12		0.1%
350010401		12		0.1%
350040401		12		0.1%
350050401		12		0.1%

File : AGSEC6A

HHID: Household ID

Value	Label	Cases	Percentage	
350060401		12		0.1%
350070401		12		0.1%
350080401		12		0.1%
351080401		12		0.1%
352010401		12		0.1%
352070401		12		0.1%
352100401		12		0.1%
354010401		12		0.1%
354020401		12		0.1%
354040401		12		0.1%
354070401		12		0.1%
354080401		12		0.1%
354100401		12		0.1%
355060401		12		0.1%
355080401		12		0.1%
356020401		12		0.1%
357040401		12		0.1%
359040401		12		0.1%
361020401		12		0.1%
361040401		12		0.1%
361100401		12		0.1%
362030401		12		0.1%
362080401		12		0.1%
362100401		12		0.1%
363040401		12		0.1%
363080401		12		0.1%
363090401		12		0.1%
364030401		12		0.1%
364040401		12		0.1%
364050401		12		0.1%
364060401		12		0.1%
364090401		12		0.1%
364100401		12		0.1%
365020401		12		0.1%
365040401		12		0.1%
365050401		12		0.1%
365060401		12		0.1%
365080401		12		0.1%
365090401		12		0.1%
366020401		12		0.1%
366030401		12		0.1%
366070401		12		0.1%
366100401		12		0.1%

File : AGSEC6A

HHID: Household ID

Value	Label	Cases	Percentage	
367010401		12		0.1%
368030401		12		0.1%
369010401		12		0.1%
369020401		12		0.1%
369040401		12		0.1%
369070401		12		0.1%
370090401		12		0.1%
371010401		12		0.1%
371060401		12		0.1%
371070401		12		0.1%
371080401		12		0.1%
372010401		12		0.1%
372020401		12		0.1%
372030401		12		0.1%
372050401		12		0.1%
372070401		12		0.1%
372080401		12		0.1%
372090401		12		0.1%
373010401		12		0.1%
373030401		12		0.1%
373050401		12		0.1%
373070401		12		0.1%
374010401		12		0.1%
375080401		12		0.1%
376050401		12		0.1%
376060401		12		0.1%
376080401		12		0.1%
377010401		12		0.1%
377020401		12		0.1%
377030401		12		0.1%
377050401		12		0.1%
377100401		12		0.1%
378070401		12		0.1%
378080401		12		0.1%
378100401		12		0.1%
379020401		12		0.1%
379080401		12		0.1%
380010401		12		0.1%
380040401		12		0.1%
380070401		12		0.1%
380090401		12		0.1%
380100401		12		0.1%
381010401		12		0.1%

File : AGSEC6A

HHID: Household ID

Value	Label	Cases	Percentage	
381020401		12		0.1%
381030401		12		0.1%
381040401		12		0.1%
381050401		12		0.1%
381070401		12		0.1%
381090401		12		0.1%
381100401		12		0.1%
383030401		12		0.1%
383100401		12		0.1%
384050401		12		0.1%
384070401		12		0.1%
385050401		12		0.1%
385100401		12		0.1%
386040401		12		0.1%
386070401		12		0.1%
387010401		12		0.1%
387030401		12		0.1%
390050401		12		0.1%
391010401		12		0.1%
391040401		12		0.1%
391090401		12		0.1%
393010401		12		0.1%
393020401		12		0.1%
393050401		12		0.1%
393090401		12		0.1%
393100401		12		0.1%
394050401		12		0.1%
395010401		12		0.1%
395030401		12		0.1%
395040401		12		0.1%
395060401		12		0.1%
395070401		12		0.1%
395090401		12		0.1%
395100401		12		0.1%
396070401		12		0.1%
397010401		12		0.1%
397030401		12		0.1%
398090401		12		0.1%
399020401		12		0.1%
399030401		12		0.1%
399060401		12		0.1%
399070401		12		0.1%
400030401		12		0.1%

File : AGSEC6A

HHID: Household ID

Value	Label	Cases	Percentage	
400070401		12		0.1%
400080401		12		0.1%
402070401		12		0.1%
402080401		12		0.1%
402100401		12		0.1%
403010401		12		0.1%
403050401		12		0.1%
403060401		12		0.1%
403070401		12		0.1%
403080401		12		0.1%
403100401		12		0.1%
404010401		12		0.1%
404030401		12		0.1%
404040401		12		0.1%
404050401		12		0.1%
404060401		12		0.1%
404070401		12		0.1%
404090401		12		0.1%
404100401		12		0.1%
405030401		12		0.1%
405040401		12		0.1%
405060401		12		0.1%
405070401		12		0.1%
405080401		12		0.1%
405090401		12		0.1%
407080401		12		0.1%
407090401		12		0.1%
409040401		12		0.1%
411060401		12		0.1%
413100401		12		0.1%
414040401		12		0.1%
414070401		12		0.1%
418030401		12		0.1%
419010401		12		0.1%
419100401		12		0.1%
420040401		12		0.1%
421040401		12		0.1%
421060401		12		0.1%
421090401		12		0.1%
421100401		12		0.1%
423010401		12		0.1%
423100401		12		0.1%
425040401		12		0.1%

File : AGSEC6A				
# HHID: Household ID				
Value	Label	Cases	Percentage	
427030401		12	<div></div>	0.1%
427040401		12	<div></div>	0.1%
427090401		12	<div></div>	0.1%
428010401		12	<div></div>	0.1%
428020401		12	<div></div>	0.1%
428040401		12	<div></div>	0.1%
428060401		12	<div></div>	0.1%
428070401		12	<div></div>	0.1%
428080401		12	<div></div>	0.1%
428090401		12	<div></div>	0.1%
429020401		12	<div></div>	0.1%
430090401		12	<div></div>	0.1%
<i>Warning: these figures indicate the number of cases found in the data file. They cannot be interpreted as summary statistics of the population of interest.</i>				
# LiveStockID: Livestock code				
Information	[Type= discrete] [Format=numeric] [Range= 1-12] [Missing=*]			
Statistics [NW/ W]	[Valid=8364 /-] [Invalid=0 /-]			
Value	Label	Cases	Percentage	
1	Exotic/cross-Calves	698	<div></div>	8.3%
2	Exotic/cross-Bulls	698	<div></div>	8.3%
3	Exotic/cross-Oxen	698	<div></div>	8.3%
4	Exotic/cross-Heifer	697	<div></div>	8.3%
5	Exotic/cross-Cows	697	<div></div>	8.3%
6	Indigenous-Calves	697	<div></div>	8.3%
7	Indigenous-Bulls	698	<div></div>	8.3%
8	Indigenous-Oxen	697	<div></div>	8.3%
9	Indigenous-Heifer	696	<div></div>	8.3%
10	Indigenous-Cows	696	<div></div>	8.3%
11	Indigenous-Donkeys / Mules	696	<div></div>	8.3%
12	Indigenous - Horses	696	<div></div>	8.3%
<i>Warning: these figures indicate the number of cases found in the data file. They cannot be interpreted as summary statistics of the population of interest.</i>				
# a6aq2: A6AQ2:During the last 12 months, has any member of your household raised or owne				
Information	[Type= discrete] [Format=numeric] [Range= 1-2] [Missing=*]			
Statistics [NW/ W]	[Valid=8364 /-] [Invalid=0 /-]			
Value	Label	Cases	Percentage	
1	Yes	1407	<div></div>	16.8%
2	No	6957	<div></div>	83.2%
<i>Warning: these figures indicate the number of cases found in the data file. They cannot be interpreted as summary statistics of the population of interest.</i>				
# a6aq3a: A6AQ3A:How many of [...] are owned by your household now (present at your farm o				
Information	[Type= continuous] [Format=numeric] [Range= 0-77] [Missing=*]			
Statistics [NW/ W]	[Valid=1407 /-] [Invalid=6957 /-]			















File : AGSEC6A			
# a6aq3b: A6AQ3B: Who owns the [...]?			
Information	[Type= continuous] [Format=numeric] [Range= 2711001-43009001] [Missing=*]		
Statistics [NW/ W]	[Valid=1278 -/] [Invalid=7086 -/]		
# a6aq3c: A6AQ3C:Who owns the [..]?			
Information	[Type= continuous] [Format=numeric] [Range= 3705001-99999999] [Missing=*]		
Statistics [NW/ W]	[Valid=931 -/] [Invalid=7433 -/]		
# a6aq3d: A6AQ3D: Who keeps the [livestock] that your household owns?			
Information	[Type= continuous] [Format=numeric] [Range= 3604033-99999999] [Missing=*]		
Statistics [NW/ W]	[Valid=1277 -/] [Invalid=7087 -/]		
# a6aq3e: A6AQ3E: Who keeps the [livestock] that your household owns?			
Information	[Type= continuous] [Format=numeric] [Range= 3604034-99999999] [Missing=*]		
Statistics [NW/ W]	[Valid=1010 -/] [Invalid=7354 -/]		
# a6aq4a: A6AQ4A:How many of [...] are kept but not owned by your household now?			
Information	[Type= continuous] [Format=numeric] [Range= 0-35] [Missing=*]		
Statistics [NW/ W]	[Valid=1407 -/] [Invalid=6957 -/]		
# a6aq4b: A6AQ4B: Who keeps the [livestock] that your household keeps but doesn't own?			
Information	[Type= continuous] [Format=numeric] [Range= 3604033-40409001] [Missing=*]		
Statistics [NW/ W]	[Valid=165 -/] [Invalid=8199 -/]		
# a6aq4c: A6AQ4C: Who keeps the [livestock] that your household keeps but doesn't own?			
Information	[Type= continuous] [Format=numeric] [Range= 3604034-99999999] [Missing=*]		
Statistics [NW/ W]	[Valid=107 -/] [Invalid=8257 -/]		
# a6aq5a: A6AQ5A: Has your household hired any labour for keeping / herding [livestock] in			
Information	[Type= continuous] [Format=numeric] [Range= 0-30] [Missing=*]		
Statistics [NW/ W]	[Valid=8328 -/] [Invalid=36 -/]		
# a6aq5b: A6AQ5B: What is the main type of labour employed while keeping Cattle and Pac			
Information	[Type= discrete] [Format=numeric] [Range= 1-3] [Missing=*]		
Statistics [NW/ W]	[Valid=972 -/] [Invalid=7392 -/]		
Value	Label	Cases	Percentage
1	Family	60	<div><div></div></div> 6.2%
2	Hired Casual	564	<div><div></div></div> 58.0%
3	Hired Permanent	348	<div><div></div></div> 35.8%
Sysmiss		7392	
Warning: these figures indicate the number of cases found in the data file. They cannot be interpreted as summary statistics of the population of interest.			
# a6aq5c: A6AQ5C: How much did you pay to the paid labour for keeping / herding Cattle			
Information	[Type= continuous] [Format=numeric] [Range= 10000-1440000] [Missing=*]		
Statistics [NW/ W]	[Valid=972 -/] [Invalid=7392 -/]		
# a6aq6: A6AQ6: How many did you own exactly 12 months ago (present or away)?			
Information	[Type= continuous] [Format=numeric] [Range= 0-68] [Missing=*]		
Statistics [NW/ W]	[Valid=1406 -/] [Invalid=6958 -/]		

File : AGSEC6A

a6aq7: A6AQ7: During the last 12 months, how many were born or graduated to?

Information [Type= discrete] [Format=numeric] [Range= 0-16] [Missing=*]

Statistics [NW/ W] [Valid=1406 /-] [Invalid=6958 /-]







Value	Label	Cases	Percentage
0		1010	 71.8%
1		234	 16.6%
2		79	 5.6%
3		31	 2.2%
4		15	 1.1%
5		21	 1.5%
6		1	 0.1%
7		6	 0.4%
8		1	 0.1%
9		1	 0.1%
10		2	 0.1%
13		3	 0.2%
15		1	 0.1%
16		1	 0.1%
Sysmiss		6958	

Warning: these figures indicate the number of cases found in the data file. They cannot be interpreted as summary statistics of the population of interest.

a6aq8: A6AQ8: During the last 12 months, how many were received as a gift or payment fo

Information [Type= discrete] [Format=numeric] [Range= 0-5] [Missing=*]

Statistics [NW/ W] [Valid=1406 /-] [Invalid=6958 /-]








Value	Label	Cases	Percentage
0		1379	 98.1%
1		15	 1.1%
2		8	 0.6%
3		2	 0.1%
4		1	 0.1%
5		1	 0.1%
Sysmiss		6958	

Warning: these figures indicate the number of cases found in the data file. They cannot be interpreted as summary statistics of the population of interest.

a6aq9: A6AQ9: During the last 12 months, how many were given away as gifts or payment fo

Information [Type= discrete] [Format=numeric] [Range= 0-11] [Missing=*]

Statistics [NW/ W] [Valid=1406 /-] [Invalid=6958 /-]

Value	Label	Cases	Percentage
0		1368	 97.3%
1		20	 1.4%
2		6	 0.4%
3		3	 0.2%
4		3	 0.2%
5		1	 0.1%
6		3	 0.2%

File : AGSEC6A

a6aq9: A6AQ9:During the last 12 months, how many were given away as gifts or payment fo

Value	Label	Cases	Percentage
8		1	0.1%
11		1	0.1%
Sysmiss		6958	

Warning: these figures indicate the number of cases found in the data file. They cannot be interpreted as summary statistics of the population of interest.

a6aq10: A6AQ10:During the last 12 months, how many were lost to theft?

Information	[Type= discrete] [Format=numeric] [Range= 0-5] [Missing=*]
Statistics [NW/ W]	[Valid=1406 /-] [Invalid=6958 /-]

Value	Label	Cases	Percentage
0		1397	99.4%
1		6	0.4%
2		2	0.1%
5		1	0.1%
Sysmiss		6958	

Warning: these figures indicate the number of cases found in the data file. They cannot be interpreted as summary statistics of the population of interest.

a6aq11: A6AQ11:During the last 12 months, how many were lost to injury, accident or natu

Information	[Type= discrete] [Format=numeric] [Range= 0-4] [Missing=*]
Statistics [NW/ W]	[Valid=1406 /-] [Invalid=6958 /-]

Value	Label	Cases	Percentage
0		1372	97.6%
1		22	1.6%
2		6	0.4%
3		4	0.3%
4		2	0.1%
Sysmiss		6958	

Warning: these figures indicate the number of cases found in the data file. They cannot be interpreted as summary statistics of the population of interest.

a6aq12: A6AQ12: During the last 12 months, how many were lost to disease?

Information	[Type= discrete] [Format=numeric] [Range= 0-5] [Missing=*]
Statistics [NW/ W]	[Valid=1403 /-] [Invalid=6961 /-]

Value	Label	Cases	Percentage
0		1322	94.2%
1		52	3.7%
2		18	1.3%
3		7	0.5%
4		2	0.1%
5		2	0.1%
Sysmiss		6961	

Warning: these figures indicate the number of cases found in the data file. They cannot be interpreted as summary statistics of the population of interest.

a6aq13a: How many [LiveStockID] did you buy to raise during the last 12 months? <f

Information	[Type= discrete] [Format=numeric] [Range= 0-6] [Missing=*]
Statistics [NW/ W]	[Valid=1406 /-] [Invalid=6958 /-]

File : AGSEC6A

a6aq13a: How many [LiveStockID] did you buy to raise during the last 12 months? (U

Value	Label	Cases	Percentage
0		1326	<div><div></div></div> 94.3%
1		60	<div><div></div></div> 4.3%
2		15	<div><div></div></div> 1.1%
3		4	<div><div></div></div> 0.3%
6		1	<div><div></div></div> 0.1%
Sysmiss		6958	

Warning: these figures indicate the number of cases found in the data file. They cannot be interpreted as summary statistics of the population of interest.

a6aq13b: What was, on average, the value of each [LiveStockID] sold? (U

Information	[Type= continuous] [Format=numeric] [Range= 40000-1300000] [Missing=*]
Statistics [NW/ W]	[Valid=80 /-] [Invalid=8284 /-]

a6aq14a: A6AQ14A: How many [LiveStockID] did you sell during the last 12 months?

Information	[Type= continuous] [Format=numeric] [Range= 0-23] [Missing=*]
Statistics [NW/ W]	[Valid=1406 /-] [Invalid=6958 /-]

a6aq14b: A6AQ14B: What was, on aveage, the value of each sold?

Information	[Type= continuous] [Format=numeric] [Range= 120000-25000000] [Missing=*]
Statistics [NW/ W]	[Valid=178 /-] [Invalid=8186 /-]

a6aq15: A6AQ15: How many [LiveStockID] did you slaughter in the last 12 months?

Information	[Type= discrete] [Format=numeric] [Range= 0-2] [Missing=*]
Statistics [NW/ W]	[Valid=1406 /-] [Invalid=6958 /-]

Value	Label	Cases	Percentage
0		1391	<div><div></div></div> 98.9%
1		14	<div><div></div></div> 1.0%
2		1	<div><div></div></div> 0.1%
Sysmiss		6958	

Warning: these figures indicate the number of cases found in the data file. They cannot be interpreted as summary statistics of the population of interest.

a6aq15b: A6AQ15B: What are the two principal reasons why the household possessed or raise

Information	[Type= discrete] [Format=numeric] [Range= 1-9] [Missing=*]
Statistics [NW/ W]	[Valid=1406 /-] [Invalid=6958 /-]

Value	Label	Cases	Percentage
1	Generate revenue	960	<div><div></div></div> 68.3%
2	Milk consumption	221	<div><div></div></div> 15.7%
3	Meat consumption	11	<div><div></div></div> 0.8%
4	To use for festivals and ceremonies	44	<div><div></div></div> 3.1%
5	Cope with lowered agricultural revenues	81	<div><div></div></div> 5.8%
6	Traditional activity in the household or family	53	<div><div></div></div> 3.8%
7	Transport, racing	1	<div><div></div></div> 0.1%
8	Works (rural, drainage)	16	<div><div></div></div> 1.1%
9	Other (specify)	19	<div><div></div></div> 1.4%
Sysmiss		6958	

Warning: these figures indicate the number of cases found in the data file. They cannot be interpreted as summary statistics of the population of interest.

File : AGSEC6A

a6aq15c: A6AQ15C: What are the two principal reasons why the household possessed or raise

Information	[Type= discrete] [Format=numeric] [Range= 1-9] [Missing=*]
Statistics [NW/ W]	[Valid=1406 /-] [Invalid=6958 /-]

Value	Label	Cases	Percentage
1	Generate revenue	298	21.2%
2	Milk consumption	326	23.2%
3	Meat consumption	94	6.7%
4	To use for festivals and ceremonies	123	8.7%
5	Cope with lowered agricultural revenues	413	29.4%
6	Traditional activity in the household or family	102	7.3%
7	Transport, racing	3	0.2%
8	Works (rural, drainage)	15	1.1%
9	Other (specify)	32	2.3%
Sysmiss		6958	

Warning: these figures indicate the number of cases found in the data file. They cannot be interpreted as summary statistics of the population of interest.

a6aq16: A6AQ16: What is the main purpose of livestock products originating from your [Li

Information	[Type= discrete] [Format=numeric] [Range= 1-3] [Missing=*]
Statistics [NW/ W]	[Valid=1406 /-] [Invalid=6958 /-]

Value	Label	Cases	Percentage
1	Subsistence	1189	84.6%
2	Commercial	206	14.7%
3	Other (specify)	11	0.8%
Sysmiss		6958	

Warning: these figures indicate the number of cases found in the data file. They cannot be interpreted as summary statistics of the population of interest.

hh: Unique identifier in 20013/14

Information	[Type= discrete] [Format=character] [Missing=*]
Statistics [NW/ W]	[Valid=8364 /-] [Invalid=0 /-]

Value	Label	Cases	Percentage
H02711-04-01		12	0.1%
H03604-04-09		12	0.1%
H03705-04-01		12	0.1%
H03706-04-01		12	0.1%
H03909-04-01		12	0.1%
H03909-04-02		12	0.1%
H03910-04-01		12	0.1%
H04002-04-01		12	0.1%
H04208-04-02		12	0.1%
H04508-04-03		12	0.1%
H04509-04-01		12	0.1%
H04603-04-01		12	0.1%
H04606-04-02		12	0.1%
H04610-04-01		12	0.1%
H04806-04-01		12	0.1%

File : AGSEC6A

hh: Unique identifier in 20013/14

Value	Label	Cases	Percentage	
H04808-04-01		12		0.1%
H04910-04-01		12		0.1%
H05002-04-01		12		0.1%
H05304-04-01		12		0.1%
H05305-04-01		12		0.1%
H05308-04-01		12		0.1%
H05410-04-01		12		0.1%
H05412-04-01		12		0.1%
H05412-04-02		12		0.1%
H05702-04-01		12		0.1%
H05703-04-01		12		0.1%
H05704-04-01		12		0.1%
H05710-04-01		12		0.1%
H06001-04-01		12		0.1%
H06009-04-01		12		0.1%
H06010-04-01		12		0.1%
H06103-04-01		12		0.1%
H06105-04-01		12		0.1%
H06105-04-02		12		0.1%
H06107-04-01		12		0.1%
H06108-04-01		12		0.1%
H06110-04-01		12		0.1%
H06201-04-01		12		0.1%
H06207-04-01		12		0.1%
H06208-04-01		12		0.1%
H06310-04-01		12		0.1%
H06409-04-01		12		0.1%
H06701-04-01		12		0.1%
H06704-04-01		12		0.1%
H06706-04-01		12		0.1%
H06710-04-01		12		0.1%
H06806-04-01		12		0.1%
H07007-04-01		12		0.1%
H07009-04-01		12		0.1%
H07010-04-01		12		0.1%
H07310-04-01		12		0.1%
H07408-04-01		12		0.1%
H07408-04-02		12		0.1%
H07408-04-03		12		0.1%
H07502-04-06		12		0.1%
H07504-04-01		12		0.1%
H07510-04-01		12		0.1%
H08102-04-01		12		0.1%

File : AGSEC6A

hh: Unique identifier in 20013/14

Value	Label	Cases	Percentage
H08102-04-02		12	0.1%
H08301-04-01		12	0.1%
H08302-04-02		12	0.1%
H08405-04-01		12	0.1%
H08409-04-02		12	0.1%
H08603-04-01		12	0.1%
H08701-04-01		12	0.1%
H08703-04-01		12	0.1%
H08704-04-01		12	0.1%
H08706-04-01		12	0.1%
H08707-04-01		12	0.1%
H08708-04-01		12	0.1%
H08708-04-02		12	0.1%
H08709-04-01		12	0.1%
H08710-04-01		12	0.1%
H09001-04-01		12	0.1%
H09007-04-01		12	0.1%
H09008-04-01		12	0.1%
H09505-04-01		12	0.1%
H09710-04-01		12	0.1%
H10004-04-01		12	0.1%
H10007-04-01		12	0.1%
H10010-04-01		12	0.1%
H10706-04-02		12	0.1%
H10904-04-01		12	0.1%
H10905-04-01		12	0.1%
H10909-04-01		12	0.1%
H10909-04-02		12	0.1%
H11007-04-01		12	0.1%
H11010-04-01		12	0.1%
H11011-04-01		12	0.1%
H11502-04-01		12	0.1%
H11505-04-01		12	0.1%
H11808-04-01		12	0.1%
H11901-04-01		12	0.1%
H11905-04-01		12	0.1%
H11907-04-01		12	0.1%
H11908-04-01		12	0.1%
H11910-04-01		12	0.1%
H12003-04-02		4	0.0%
H12005-04-01		12	0.1%
H12008-04-01		12	0.1%
H12011-04-01		12	0.1%

File : AGSEC6A

hh: Unique identifier in 20013/14

Value	Label	Cases	Percentage
H12510-04-01		12	0.1%
H12512-04-01		12	0.1%
H12607-04-01		12	0.1%
H12701-04-01		12	0.1%
H12704-04-01		12	0.1%
H12705-04-01		12	0.1%
H12706-04-01		12	0.1%
H12708-04-01		12	0.1%
H12709-04-01		12	0.1%
H12810-04-01		12	0.1%
H12904-04-01		12	0.1%
H12905-04-01		12	0.1%
H12906-04-01		12	0.1%
H12908-04-01		12	0.1%
H12909-04-02		12	0.1%
H12910-04-01		12	0.1%
H13002-04-01		12	0.1%
H13004-04-01		12	0.1%
H13005-04-01		12	0.1%
H13006-04-01		12	0.1%
H13006-04-02		12	0.1%
H13006-04-03		12	0.1%
H13006-04-06		12	0.1%
H13007-04-01		12	0.1%
H13008-04-01		12	0.1%
H13009-04-01		12	0.1%
H13010-04-01		12	0.1%
H13103-04-01		12	0.1%
H13106-04-01		12	0.1%
H13107-04-02		12	0.1%
H13109-04-01		12	0.1%
H13308-04-01		12	0.1%
H13309-04-01		12	0.1%
H13310-04-01		12	0.1%
H13310-04-06		8	0.1%
H14001-04-01		12	0.1%
H14002-04-01		12	0.1%
H14003-04-01		12	0.1%
H14004-04-01		12	0.1%
H14005-04-01		12	0.1%
H14006-04-01		12	0.1%
H14007-04-01		12	0.1%
H14008-04-01		12	0.1%

File : AGSEC6A

hh: Unique identifier in 20013/14

Value	Label	Cases	Percentage	
H14009-04-01		12		0.1%
H14010-04-01		12		0.1%
H14111-04-01		12		0.1%
H14206-04-01		12		0.1%
H14207-04-01		12		0.1%
H14207-04-03		12		0.1%
H14301-04-02		12		0.1%
H14302-04-01		12		0.1%
H14302-04-02		12		0.1%
H14302-04-04		12		0.1%
H14303-04-01		12		0.1%
H14304-04-01		12		0.1%
H14304-04-03		12		0.1%
H14304-04-04		12		0.1%
H14305-04-01		12		0.1%
H14306-04-01		12		0.1%
H14307-04-01		12		0.1%
H14308-04-01		12		0.1%
H14309-04-01		12		0.1%
H14309-04-02		12		0.1%
H14309-04-04		12		0.1%
H14402-04-01		12		0.1%
H14402-04-02		12		0.1%
H14404-04-01		12		0.1%
H14404-04-02		12		0.1%
H14404-04-03		12		0.1%
H14405-04-01		12		0.1%
H14406-04-01		12		0.1%
H14409-04-01		12		0.1%
H14410-04-02		12		0.1%
H14803-04-01		12		0.1%
H14806-04-02		12		0.1%
H14808-04-01		12		0.1%
H14810-04-01		12		0.1%
H14903-04-01		12		0.1%
H14907-04-01		12		0.1%
H14908-04-01		12		0.1%
H14910-04-01		12		0.1%
H15003-04-01		12		0.1%
H15004-04-01		12		0.1%
H15006-04-01		12		0.1%
H15007-04-01		12		0.1%
H15007-04-02		12		0.1%

File : AGSEC6A

hh: Unique identifier in 20013/14

Value	Label	Cases	Percentage	
H15009-04-01		12		0.1%
H15010-04-01		12		0.1%
H15101-04-01		12		0.1%
H15105-04-01		12		0.1%
H15107-04-01		12		0.1%
H15109-04-01		12		0.1%
H15109-04-02		12		0.1%
H15301-04-01		12		0.1%
H15301-04-02		12		0.1%
H15302-04-01		12		0.1%
H15305-04-01		12		0.1%
H15309-04-01		12		0.1%
H15310-04-01		12		0.1%
H15503-04-01		12		0.1%
H15504-04-01		12		0.1%
H15505-04-01		12		0.1%
H15505-04-02		12		0.1%
H15508-04-01		12		0.1%
H15509-04-01		12		0.1%
H15510-04-01		12		0.1%
H15903-04-01		12		0.1%
H15907-04-01		12		0.1%
H15909-04-01		12		0.1%
H15909-04-03		12		0.1%
H16202-04-01		12		0.1%
H16204-04-01		12		0.1%
H16209-04-01		12		0.1%
H16210-04-01		12		0.1%
H16304-04-01		12		0.1%
H16306-04-01		12		0.1%
H16307-04-01		12		0.1%
H16309-04-01		12		0.1%
H16401-04-01		12		0.1%
H16402-04-01		12		0.1%
H16405-04-01		12		0.1%
H16406-04-01		12		0.1%
H16407-04-01		12		0.1%
H16408-04-01		12		0.1%
H16409-04-01		12		0.1%
H16409-04-02		12		0.1%
H16409-04-03		12		0.1%
H16410-04-01		12		0.1%
H16501-04-02		12		0.1%

File : AGSEC6A

hh: Unique identifier in 20013/14

Value	Label	Cases	Percentage	
H16505-04-01		12		0.1%
H16506-04-01		12		0.1%
H16507-04-01		12		0.1%
H16509-04-01		12		0.1%
H16510-04-01		12		0.1%
H16611-04-01		12		0.1%
H16704-04-01		12		0.1%
H16707-04-01		12		0.1%
H16708-04-01		12		0.1%
H16710-04-01		12		0.1%
H16802-04-01		12		0.1%
H16804-04-01		12		0.1%
H16804-04-03		12		0.1%
H16806-04-02		12		0.1%
H16807-04-01		12		0.1%
H16810-04-01		12		0.1%
H17008-04-01		12		0.1%
H17010-04-01		12		0.1%
H17110-04-01		12		0.1%
H17205-04-01		12		0.1%
H17207-04-01		12		0.1%
H17308-04-01		12		0.1%
H17401-04-01		12		0.1%
H17403-04-01		12		0.1%
H17404-04-01		12		0.1%
H17409-04-01		12		0.1%
H17503-04-01		12		0.1%
H17506-04-01		12		0.1%
H17601-04-01		12		0.1%
H17602-04-01		12		0.1%
H17604-04-01		12		0.1%
H17605-04-01		12		0.1%
H17606-04-01		12		0.1%
H17608-04-01		12		0.1%
H17610-04-01		12		0.1%
H17704-04-01		12		0.1%
H17707-04-02		12		0.1%
H17707-04-03		12		0.1%
H17708-04-01		12		0.1%
H17709-04-01		12		0.1%
H17710-04-01		12		0.1%
H18010-04-01		12		0.1%
H18011-04-01		12		0.1%

File : AGSEC6A

hh: Unique identifier in 20013/14

Value	Label	Cases	Percentage	
H18103-04-02		12		0.1%
H18204-04-01		12		0.1%
H18206-04-01		12		0.1%
H18207-04-01		12		0.1%
H18209-04-01		12		0.1%
H18210-04-01		12		0.1%
H18210-04-02		12		0.1%
H18210-04-03		12		0.1%
H18210-04-05		12		0.1%
H18301-04-01		12		0.1%
H18301-04-02		12		0.1%
H18301-04-05		12		0.1%
H18301-04-06		12		0.1%
H18301-04-07		12		0.1%
H18303-04-01		12		0.1%
H18305-04-01		12		0.1%
H18307-04-01		12		0.1%
H18311-04-01		12		0.1%
H18601-04-03		12		0.1%
H18601-04-04		12		0.1%
H18708-04-01		12		0.1%
H18801-04-01		12		0.1%
H18805-04-01		12		0.1%
H18806-04-01		12		0.1%
H18806-04-03		12		0.1%
H18808-04-01		12		0.1%
H18809-04-01		12		0.1%
H18810-04-01		12		0.1%
H18902-04-01		12		0.1%
H18904-04-01		12		0.1%
H18908-04-01		12		0.1%
H18909-04-01		12		0.1%
H18910-04-01		12		0.1%
H19001-04-01		12		0.1%
H19002-04-01		12		0.1%
H19005-04-01		12		0.1%
H19006-04-01		12		0.1%
H19010-04-01		12		0.1%
H19103-04-01		12		0.1%
H19105-04-01		12		0.1%
H19106-04-01		12		0.1%
H19107-04-01		12		0.1%
H19107-04-03		12		0.1%

File : AGSEC6A

hh: Unique identifier in 20013/14

Value	Label	Cases	Percentage	
H19109-04-01		12		0.1%
H19110-04-01		12		0.1%
H19201-04-01		12		0.1%
H19203-04-01		12		0.1%
H19204-04-01		12		0.1%
H19207-04-01		12		0.1%
H19208-04-01		12		0.1%
H19210-04-01		12		0.1%
H19211-04-01		12		0.1%
H19409-04-01		12		0.1%
H19603-04-01		12		0.1%
H19610-04-01		12		0.1%
H19703-04-01		12		0.1%
H19704-04-01		12		0.1%
H19707-04-01		12		0.1%
H19710-04-01		12		0.1%
H20201-04-01		12		0.1%
H20202-04-01		12		0.1%
H20203-04-01		12		0.1%
H20207-04-02		12		0.1%
H20210-04-01		12		0.1%
H20303-04-01		12		0.1%
H20305-04-01		12		0.1%
H20306-04-01		12		0.1%
H20310-04-01		12		0.1%
H20403-04-01		12		0.1%
H20407-04-01		12		0.1%
H20409-04-01		12		0.1%
H20411-04-01		12		0.1%
H20507-04-02		12		0.1%
H20803-04-01		12		0.1%
H20804-04-01		12		0.1%
H20811-04-02		12		0.1%
H20811-04-03		12		0.1%
H20905-04-02		12		0.1%
H20906-04-01		12		0.1%
H20907-04-01		12		0.1%
H20909-04-01		12		0.1%
H20910-04-01		12		0.1%
H21105-04-01		12		0.1%
H21106-04-01		12		0.1%
H21108-04-01		12		0.1%
H21109-04-01		12		0.1%

File : AGSEC6A

hh: Unique identifier in 20013/14

Value	Label	Cases	Percentage	
H21110-04-01		12		0.1%
H21401-04-01		12		0.1%
H21401-04-02		12		0.1%
H21408-04-01		12		0.1%
H21410-04-01		12		0.1%
H21612-04-01		12		0.1%
H22002-04-01		12		0.1%
H22004-04-01		12		0.1%
H22006-04-01		12		0.1%
H22014-04-01		12		0.1%
H22101-04-01		12		0.1%
H22102-04-02		12		0.1%
H22103-04-01		12		0.1%
H22105-04-01		12		0.1%
H22109-04-01		12		0.1%
H22110-04-02		12		0.1%
H22110-04-03		12		0.1%
H22110-04-04		12		0.1%
H22110-04-06		12		0.1%
H22302-04-01		12		0.1%
H22303-04-04		12		0.1%
H22307-04-01		12		0.1%
H22309-04-01		12		0.1%
H22410-04-01		12		0.1%
H22502-04-02		12		0.1%
H22503-04-01		12		0.1%
H22503-04-02		12		0.1%
H22504-04-01		12		0.1%
H22505-04-01		12		0.1%
H22509-04-01		12		0.1%
H22510-04-01		12		0.1%
H22802-04-01		12		0.1%
H23102-04-01		12		0.1%
H23103-04-01		12		0.1%
H23104-04-01		12		0.1%
H23105-04-01		12		0.1%
H23106-04-01		12		0.1%
H23107-04-01		12		0.1%
H23108-04-01		12		0.1%
H23109-04-01		12		0.1%
H23110-04-01		12		0.1%
H23308-04-01		12		0.1%
H23407-04-02		12		0.1%

File : AGSEC6A

hh: Unique identifier in 20013/14

Value	Label	Cases	Percentage	
H23505-04-01		12		0.1%
H23506-04-02		12		0.1%
H23601-04-01		12		0.1%
H23605-04-01		12		0.1%
H23607-04-02		12		0.1%
H23607-04-03		12		0.1%
H23607-04-04		12		0.1%
H23610-04-01		12		0.1%
H23707-04-01		12		0.1%
H23801-04-01		12		0.1%
H23906-04-01		12		0.1%
H23909-04-01		12		0.1%
H24403-04-01		12		0.1%
H24409-04-01		12		0.1%
H24802-04-01		12		0.1%
H24802-04-02		12		0.1%
H24811-04-01		12		0.1%
H25001-04-01		12		0.1%
H25002-04-01		12		0.1%
H25005-04-01		12		0.1%
H25011-04-01		12		0.1%
H25203-04-01		12		0.1%
H25401-04-01		12		0.1%
H25402-04-01		12		0.1%
H25407-04-01		12		0.1%
H25408-04-01		12		0.1%
H25409-04-01		12		0.1%
H25410-04-01		12		0.1%
H25410-04-02		12		0.1%
H25607-04-01		12		0.1%
H25610-04-02		12		0.1%
H25702-04-01		12		0.1%
H25705-04-01		12		0.1%
H25706-04-01		12		0.1%
H25706-04-02		12		0.1%
H25707-04-01		12		0.1%
H25708-04-01		12		0.1%
H25709-04-01		12		0.1%
H25903-04-01		12		0.1%
H25907-04-01		12		0.1%
H25910-04-01		12		0.1%
H26010-04-01		12		0.1%
H26110-04-01		12		0.1%

File : AGSEC6A

hh: Unique identifier in 20013/14

Value	Label	Cases	Percentage	
H26416-04-01		12		0.1%
H26509-04-01		12		0.1%
H26607-04-01		12		0.1%
H26610-04-01		12		0.1%
H27107-04-01		12		0.1%
H27108-04-01		12		0.1%
H27110-04-01		12		0.1%
H28106-04-01		12		0.1%
H28206-04-01		12		0.1%
H28209-04-01		12		0.1%
H29402-04-01		12		0.1%
H29409-04-01		12		0.1%
H29410-04-01		12		0.1%
H29603-04-01		12		0.1%
H29611-04-01		12		0.1%
H29704-04-01		12		0.1%
H29706-04-02		12		0.1%
H29710-04-01		12		0.1%
H29802-04-01		12		0.1%
H29809-04-01		12		0.1%
H29810-04-01		12		0.1%
H30010-04-01		12		0.1%
H30012-04-01		12		0.1%
H30302-04-01		12		0.1%
H30303-04-01		12		0.1%
H30306-04-01		12		0.1%
H30307-04-01		12		0.1%
H30309-04-01		12		0.1%
H30310-04-01		12		0.1%
H30510-04-01		12		0.1%
H30511-04-01		12		0.1%
H30602-04-01		12		0.1%
H30607-04-01		12		0.1%
H30703-04-01		12		0.1%
H30706-04-01		12		0.1%
H30708-04-01		12		0.1%
H30709-04-01		12		0.1%
H30809-04-01		12		0.1%
H30906-04-01		12		0.1%
H30909-04-01		12		0.1%
H30910-04-01		12		0.1%
H31006-04-01		12		0.1%
H31007-04-01		12		0.1%

File : AGSEC6A

hh: Unique identifier in 20013/14

Value	Label	Cases	Percentage	
H31706-04-02		12		0.1%
H31707-04-01		12		0.1%
H31708-04-01		12		0.1%
H32103-04-01		12		0.1%
H32104-04-01		12		0.1%
H32105-04-01		12		0.1%
H32106-04-01		12		0.1%
H32108-04-01		12		0.1%
H32109-04-01		12		0.1%
H32202-04-01		12		0.1%
H32206-04-01		12		0.1%
H32209-04-01		12		0.1%
H33603-04-01		12		0.1%
H33702-04-01		12		0.1%
H33801-04-01		12		0.1%
H33806-04-01		12		0.1%
H33807-04-01		12		0.1%
H33808-04-01		12		0.1%
H34003-04-01		12		0.1%
H34005-04-01		12		0.1%
H34208-04-01		12		0.1%
H34301-04-01		12		0.1%
H34402-04-01		12		0.1%
H35001-04-01		12		0.1%
H35004-04-01		12		0.1%
H35005-04-01		12		0.1%
H35006-04-01		12		0.1%
H35007-04-01		12		0.1%
H35008-04-01		12		0.1%
H35108-04-01		12		0.1%
H35201-04-01		12		0.1%
H35207-04-01		12		0.1%
H35210-04-01		12		0.1%
H35401-04-01		12		0.1%
H35402-04-01		12		0.1%
H35404-04-01		12		0.1%
H35407-04-01		12		0.1%
H35408-04-01		12		0.1%
H35410-04-01		12		0.1%
H35506-04-01		12		0.1%
H35508-04-01		12		0.1%
H35602-04-01		12		0.1%
H35704-04-01		12		0.1%

File : AGSEC6A

hh: Unique identifier in 20013/14

Value	Label	Cases	Percentage	
H35904-04-01		12		0.1%
H36102-04-01		12		0.1%
H36104-04-01		12		0.1%
H36110-04-01		12		0.1%
H36203-04-01		12		0.1%
H36208-04-01		12		0.1%
H36210-04-01		12		0.1%
H36304-04-01		12		0.1%
H36308-04-01		12		0.1%
H36309-04-01		12		0.1%
H36403-04-01		12		0.1%
H36404-04-01		12		0.1%
H36405-04-01		12		0.1%
H36406-04-01		12		0.1%
H36409-04-01		12		0.1%
H36410-04-01		12		0.1%
H36502-04-01		12		0.1%
H36504-04-01		12		0.1%
H36505-04-01		12		0.1%
H36506-04-01		12		0.1%
H36508-04-01		12		0.1%
H36509-04-01		12		0.1%
H36602-04-01		12		0.1%
H36603-04-01		12		0.1%
H36607-04-01		12		0.1%
H36610-04-01		12		0.1%
H36701-04-01		12		0.1%
H36803-04-01		12		0.1%
H36901-04-01		12		0.1%
H36902-04-01		12		0.1%
H36904-04-01		12		0.1%
H36907-04-01		12		0.1%
H37009-04-01		12		0.1%
H37101-04-01		12		0.1%
H37106-04-01		12		0.1%
H37107-04-01		12		0.1%
H37108-04-01		12		0.1%
H37201-04-01		12		0.1%
H37202-04-01		12		0.1%
H37203-04-01		12		0.1%
H37205-04-01		12		0.1%
H37207-04-01		12		0.1%
H37208-04-01		12		0.1%

File : AGSEC6A

hh: Unique identifier in 20013/14

Value	Label	Cases	Percentage	
H37209-04-01		12		0.1%
H37301-04-01		12		0.1%
H37303-04-01		12		0.1%
H37305-04-01		12		0.1%
H37307-04-01		12		0.1%
H37401-04-01		12		0.1%
H37508-04-01		12		0.1%
H37605-04-01		12		0.1%
H37606-04-01		12		0.1%
H37608-04-01		12		0.1%
H37701-04-01		12		0.1%
H37702-04-01		12		0.1%
H37703-04-01		12		0.1%
H37705-04-01		12		0.1%
H37710-04-01		12		0.1%
H37807-04-01		12		0.1%
H37808-04-01		12		0.1%
H37810-04-01		12		0.1%
H37902-04-01		12		0.1%
H37908-04-01		12		0.1%
H38001-04-01		12		0.1%
H38004-04-01		12		0.1%
H38007-04-01		12		0.1%
H38009-04-01		12		0.1%
H38010-04-01		12		0.1%
H38101-04-01		12		0.1%
H38102-04-01		12		0.1%
H38103-04-01		12		0.1%
H38104-04-01		12		0.1%
H38105-04-01		12		0.1%
H38107-04-01		12		0.1%
H38109-04-01		12		0.1%
H38110-04-01		12		0.1%
H38303-04-01		12		0.1%
H38310-04-01		12		0.1%
H38405-04-01		12		0.1%
H38407-04-01		12		0.1%
H38505-04-01		12		0.1%
H38510-04-01		12		0.1%
H38604-04-01		12		0.1%
H38607-04-01		12		0.1%
H38701-04-01		12		0.1%
H38703-04-01		12		0.1%

File : AGSEC6A

hh: Unique identifier in 20013/14

Value	Label	Cases	Percentage	
H39005-04-01		12		0.1%
H39101-04-01		12		0.1%
H39104-04-01		12		0.1%
H39109-04-01		12		0.1%
H39301-04-01		12		0.1%
H39302-04-01		12		0.1%
H39305-04-01		12		0.1%
H39309-04-01		12		0.1%
H39310-04-01		12		0.1%
H39405-04-01		12		0.1%
H39501-04-01		12		0.1%
H39503-04-01		12		0.1%
H39504-04-01		12		0.1%
H39506-04-01		12		0.1%
H39507-04-01		12		0.1%
H39509-04-01		12		0.1%
H39510-04-01		12		0.1%
H39607-04-01		12		0.1%
H39701-04-01		12		0.1%
H39703-04-01		12		0.1%
H39809-04-01		12		0.1%
H39902-04-01		12		0.1%
H39903-04-01		12		0.1%
H39906-04-01		12		0.1%
H39907-04-01		12		0.1%
H40003-04-01		12		0.1%
H40007-04-01		12		0.1%
H40008-04-01		12		0.1%
H40207-04-01		12		0.1%
H40208-04-01		12		0.1%
H40210-04-01		12		0.1%
H40301-04-01		12		0.1%
H40305-04-01		12		0.1%
H40306-04-01		12		0.1%
H40307-04-01		12		0.1%
H40308-04-01		12		0.1%
H40310-04-01		12		0.1%
H40401-04-01		12		0.1%
H40403-04-01		12		0.1%
H40404-04-01		12		0.1%
H40405-04-01		12		0.1%
H40406-04-01		12		0.1%
H40407-04-01		12		0.1%

File : AGSEC6A

hh: Unique identifier in 20013/14

Value	Label	Cases	Percentage
H40409-04-01		12	0.1%
H40410-04-01		12	0.1%
H40503-04-01		12	0.1%
H40504-04-01		12	0.1%
H40506-04-01		12	0.1%
H40507-04-01		12	0.1%
H40508-04-01		12	0.1%
H40509-04-01		12	0.1%
H40708-04-01		12	0.1%
H40709-04-01		12	0.1%
H40904-04-01		12	0.1%
H41106-04-01		12	0.1%
H41310-04-01		12	0.1%
H41404-04-01		12	0.1%
H41407-04-01		12	0.1%
H41803-04-01		12	0.1%
H41901-04-01		12	0.1%
H41910-04-01		12	0.1%
H42004-04-01		12	0.1%
H42104-04-01		12	0.1%
H42106-04-01		12	0.1%
H42109-04-01		12	0.1%
H42110-04-01		12	0.1%
H42301-04-01		12	0.1%
H42310-04-01		12	0.1%
H42504-04-01		12	0.1%
H42703-04-01		12	0.1%
H42704-04-01		12	0.1%
H42709-04-01		12	0.1%
H42801-04-01		12	0.1%
H42802-04-01		12	0.1%
H42804-04-01		12	0.1%
H42806-04-01		12	0.1%
H42807-04-01		12	0.1%
H42808-04-01		12	0.1%
H42809-04-01		12	0.1%
H42902-04-01		12	0.1%
H43009-04-01		12	0.1%

Warning: these figures indicate the number of cases found in the data file. They cannot be interpreted as summary statistics of the population of interest.

wgt_X: Cross sectional weight for 2013_2014 panel survey

Information	[Type= continuous] [Format=numeric] [Range= 314.975738525391-6452.8603515625] [Missing=*]
Statistics [NW/ W]	[Valid=8364 /-] [Invalid=0 /-]

File : AGSEC6B_1

HHID: Household ID

Information	[Type= discrete] [Format=numeric] [Range= 1100401-430100401] [Missing=*]
-------------	--

Statistics [NW/ W]	[Valid=2495 /-] [Invalid=0 /-]
--------------------	--------------------------------

a6bq1: A6BQ1:Has any member of your household raised or owned small animals during the

Information	[Type= discrete] [Format=numeric] [Range= 1-2] [Missing=*]
-------------	--

Statistics [NW/ W]	[Valid=2488 /-] [Invalid=7 /-]
--------------------	--------------------------------

Value	Label	Cases	Percentage
1	Yes	1286	51.7%
2	No	1202	48.3%
Sysmiss		7	

Warning: these figures indicate the number of cases found in the data file. They cannot be interpreted as summary statistics of the population of interest.

hh: Unique identifier in 20013/14

Information	[Type= discrete] [Format=character] [Missing=*]
-------------	---

Statistics [NW/ W]	[Valid=2495 /-] [Invalid=0 /-]
--------------------	--------------------------------

wgt_X: Cross sectional weight for 2013_2014 panel survey

Information	[Type= continuous] [Format=numeric] [Range= 314.975738525391-6452.8603515625] [Missing=*]
-------------	---

Statistics [NW/ W]	[Valid=2495 /-] [Invalid=0 /-]
--------------------	--------------------------------

File : AGSEC6B				
# HHID: Household ID				
Information		[Type= discrete] [Format=numeric] [Range= 1100401-430100401] [Missing=*]		
Statistics [NW/ W]		[Valid=12847 /-] [Invalid=0 /-]		
# ALiveStock_Small_ID: Small Animals				
Information		[Type= discrete] [Format=numeric] [Range= 13-22] [Missing=*]		
Statistics [NW/ W]		[Valid=12847 /-] [Invalid=0 /-]		
Value	Label	Cases	Percentage	
13	Exotic/Cross - Male Goats	1285	<div></div>	10.0%
14	Exotic/Cross - Female Goats	1285	<div></div>	10.0%
15	Exotic/Cross - Male sheep	1285	<div></div>	10.0%
16	Exotic/Cross - Female sheep	1285	<div></div>	10.0%
17	Exotic/Cross - Pigs	1284	<div></div>	10.0%
18	Indigenous - Male goats	1285	<div></div>	10.0%
19	Indigenous - Female goats	1285	<div></div>	10.0%
20	Indigenous - Male sheep	1285	<div></div>	10.0%
21	Indigenous - Female sheep	1284	<div></div>	10.0%
22	Indigenous - Pigs	1284	<div></div>	10.0%
Warning: these figures indicate the number of cases found in the data file. They cannot be interpreted as summary statistics of the population of interest.				
# a6bq2: A6BQ2:During the last 6 months, has any member of your household raised or owned				
Information		[Type= discrete] [Format=numeric] [Range= 1-2] [Missing=*]		
Statistics [NW/ W]		[Valid=12847 /-] [Invalid=0 /-]		
Value	Label	Cases	Percentage	
1	Yes	2205	<div></div>	17.2%
2	No	10642	<div></div>	82.8%
Warning: these figures indicate the number of cases found in the data file. They cannot be interpreted as summary statistics of the population of interest.				
# a6bq3a: A6BQ3A:How many of [...] are owned by your household now?(present at your farm o				
Information		[Type= continuous] [Format=numeric] [Range= 0-76] [Missing=*]		
Statistics [NW/ W]		[Valid=2205 /-] [Invalid=10642 /-]		
# a6bq3b: A6BQ3B: Who owns the [ALiveStock_Small_ID]?				
Information		[Type= continuous] [Format=numeric] [Range= 101001-43010001] [Missing=*]		
Statistics [NW/ W]		[Valid=2066 /-] [Invalid=10781 /-]		
# a6bq3c: A6BQ3C: Who owns the [livestock]?				
Information		[Type= continuous] [Format=numeric] [Range= 2310002-99999999] [Missing=*]		
Statistics [NW/ W]		[Valid=1505 /-] [Invalid=11342 /-]		
# a6bq3d: A6BQ3D: Who keeps the [livestock]?				
Information		[Type= continuous] [Format=numeric] [Range= 101001-99999999] [Missing=*]		
Statistics [NW/ W]		[Valid=2064 /-] [Invalid=10783 /-]		
# a6bq3e: A6BQ3E: Who keeps the [livestock]?				
Information		[Type= continuous] [Format=numeric] [Range= 102002-99999999] [Missing=*]		
Statistics [NW/ W]		[Valid=1610 /-] [Invalid=11237 /-]		

File : AGSEC6B			
# a6bq4a: A6BQ4A:How many [?] are kept but not owned by your household now?			
Information		[Type= discrete] [Format=numeric] [Range= 0-8] [Missing=*]	
Statistics [NW/ W]		[Valid=2202 -/] [Invalid=10645 -/]	
Value	Label	Cases	Percentage
0		2051	<div><div></div></div> 93.1%
1		78	<div><div></div></div> 3.5%
2		38	<div><div></div></div> 1.7%
3		14	<div><div></div></div> 0.6%
4		10	<div><div></div></div> 0.5%
5		4	<div><div></div></div> 0.2%
6		4	<div><div></div></div> 0.2%
7		1	<div><div></div></div> 0.0%
8		2	<div><div></div></div> 0.1%
Sysmiss		10645	
Warning: these figures indicate the number of cases found in the data file. They cannot be interpreted as summary statistics of the population of interest.			
# a6bq4b: A6BQ4B: Who keeps the [livestock] that your household keeps but doesn't own?			
Information		[Type= continuous] [Format=numeric] [Range= 2711001-42101001] [Missing=*]	
Statistics [NW/ W]		[Valid=150 -/] [Invalid=12697 -/]	
# a6bq4c: A6BQ4C: Who keeps the [livestock] that your household keeps but doesn't own?			
Information		[Type= continuous] [Format=numeric] [Range= 3603002-99999999] [Missing=*]	
Statistics [NW/ W]		[Valid=105 -/] [Invalid=12742 -/]	
# a6bq5a: A6BQ5A: Has your household hired any labour for keeping / herding Small Anima			
Information		[Type= continuous] [Format=numeric] [Range= 0-30] [Missing=*]	
Statistics [NW/ W]		[Valid=12840 -/] [Invalid=7 -/]	
# a6bq5b: A6BQ5B: What is the main type of labour employed while keeping Small Animals<			
Information		[Type= discrete] [Format=numeric] [Range= 1-3] [Missing=*]	
Statistics [NW/ W]		[Valid=180 -/] [Invalid=12667 -/]	
Value	Label	Cases	Percentage
1	Family	0	
2	Hired Casual	120	<div><div></div></div> 66.7%
3	Hired Permanent	60	<div><div></div></div> 33.3%
Sysmiss		12667	
Warning: these figures indicate the number of cases found in the data file. They cannot be interpreted as summary statistics of the population of interest.			
# a6bq5c: A6BQ5C: How much did you pay for keeping/herding Small Animals in the las			
Information		[Type= continuous] [Format=numeric] [Range= 1-720000] [Missing=*]	
Statistics [NW/ W]		[Valid=180 -/] [Invalid=12667 -/]	
# a6bq6: A6BQ6: How many [Livestock] did you own exactly 6 months ago (present or away)?			
Information		[Type= continuous] [Format=numeric] [Range= 0-90] [Missing=*]	
Statistics [NW/ W]		[Valid=2205 -/] [Invalid=10642 -/]	
# a6bq7: A6BQ7:During the last 6 months, how many were born?(in Nos)			
Information		[Type= continuous] [Format=numeric] [Range= 0-35] [Missing=*]	

File : AGSEC6B**# a6bq7: A6BQ7:During the last 6 months, how many were born?(in Nos)**

Statistics [NW/ W]	[Valid=2205 /-] [Invalid=10642 /-]
--------------------	------------------------------------

a6bq8: A6BQ8:During the last 6 months, how many were received as gift or payment for so

Information	[Type= discrete] [Format=numeric] [Range= 0-6] [Missing=*]
-------------	--

Statistics [NW/ W]	[Valid=2203 /-] [Invalid=10644 /-]
--------------------	------------------------------------

Value	Label	Cases	Percentage
0		2179	<div></div> 98.9%
1		17	0.8%
2		3	0.1%
3		2	0.1%
4		1	0.0%
6		1	0.0%
Sysmiss		10644	

Warning: these figures indicate the number of cases found in the data file. They cannot be interpreted as summary statistics of the population of interest.

a6bq9: A6BQ9: During the last 6 months, how many were given as gifts?(in Nos)

Information	[Type= discrete] [Format=numeric] [Range= 0-7] [Missing=*]
-------------	--

Statistics [NW/ W]	[Valid=2203 /-] [Invalid=10644 /-]
--------------------	------------------------------------

Value	Label	Cases	Percentage
0		2126	<div></div> 96.5%
1		42	1.9%
2		19	0.9%
3		4	0.2%
4		5	0.2%
5		1	0.0%
6		4	0.2%
7		2	0.1%
Sysmiss		10644	

Warning: these figures indicate the number of cases found in the data file. They cannot be interpreted as summary statistics of the population of interest.

a6bq10: A6BQ10: During the last 6 months, how many were lost to theft?

Information	[Type= discrete] [Format=numeric] [Range= 0-17] [Missing=*]
-------------	---

Statistics [NW/ W]	[Valid=2202 /-] [Invalid=10645 /-]
--------------------	------------------------------------

Value	Label	Cases	Percentage
0		2166	<div></div> 98.4%
1		10	0.5%
2		12	0.5%
3		4	0.2%
4		4	0.2%
7		1	0.0%
8		3	0.1%
9		1	0.0%
17		1	0.0%
Sysmiss		10645	

Warning: these figures indicate the number of cases found in the data file. They cannot be interpreted as summary statistics of the population of interest.

File : AGSEC6B			
# a6bq11: A6BQ11:During the last 6 months, how many were lost to injury, accident or natur			
Information		[Type= continuous] [Format=numeric] [Range= 0-25] [Missing=*]	
Statistics [NW/ W]		[Valid=2202 /-] [Invalid=10645 /-]	
# a6bq12: A6BQ12: During the last 6 months, how many were lost to disease?			
Information		[Type= discrete] [Format=numeric] [Range= 0-20] [Missing=*]	
Statistics [NW/ W]		[Valid=2202 /-] [Invalid=10645 /-]	
Value	Label	Cases	Percentage
0		2010	<div></div> 91.3%
1		90	<div></div> 4.1%
2		53	<div></div> 2.4%
3		15	<div></div> 0.7%
4		10	<div></div> 0.5%
5		9	<div></div> 0.4%
6		6	<div></div> 0.3%
7		1	<div></div> 0.0%
9		1	<div></div> 0.0%
10		3	<div></div> 0.1%
12		1	<div></div> 0.0%
15		2	<div></div> 0.1%
20		1	<div></div> 0.0%
Sysmiss		10645	
Warning: these figures indicate the number of cases found in the data file. They cannot be interpreted as summary statistics of the population of interest.			
# a6bq13a: A6BQ13A: How many livestock did you buy to raise during the lat 12 days			
Information		[Type= continuous] [Format=numeric] [Range= 0-23] [Missing=*]	
Statistics [NW/ W]		[Valid=2203 /-] [Invalid=10644 /-]	
# a6bq13b: A6BQ13B: Average value of each bought			
Information		[Type= continuous] [Format=numeric] [Range= 10000-180000] [Missing=*]	
Statistics [NW/ W]		[Valid=247 /-] [Invalid=12600 /-]	
# a6bq14a: A6BQ14A: How many livestock did you sell alive during the last 12 months			
Information		[Type= continuous] [Format=numeric] [Range= 0-49] [Missing=*]	
Statistics [NW/ W]		[Valid=2203 /-] [Invalid=10644 /-]	
# a6bq14b: A6BQ14B: Average value of each sold			
Information		[Type= continuous] [Format=numeric] [Range= 80-4000000] [Missing=*]	
Statistics [NW/ W]		[Valid=438 /-] [Invalid=12409 /-]	
# a6bq15: A6BQ15: How many livestock did you slaughter during the last 12 months			
Information		[Type= discrete] [Format=numeric] [Range= 0-6] [Missing=*]	
Statistics [NW/ W]		[Valid=2203 /-] [Invalid=10644 /-]	
Value	Label	Cases	Percentage
0		2141	<div></div> 97.2%
1		39	<div></div> 1.8%
2		14	<div></div> 0.6%

File : AGSEC6B

a6bq15: A6BQ15: How many livestock did you slaughter during the last 12 months

Value	Label	Cases	Percentage
3		4	0.2%
4		2	0.1%
5		2	0.1%
6		1	0.0%
Sysmiss		10644	

Warning: these figures indicate the number of cases found in the data file. They cannot be interpreted as summary statistics of the population of interest.

a6bq15b: A6AQ15B: What are the two principal reasons why the household possessed or raise

Information	[Type= discrete] [Format=numeric] [Range= 1-9] [Missing=*]
Statistics [NW/ W]	[Valid=2182 /-] [Invalid=10665 /-]

Value	Label	Cases	Percentage
1	Generate revenue	1802	82.6%
2	Milk consumption	4	0.2%
3	Meat consumption	34	1.6%
4	To use for festivals and ceremonies	60	2.7%
5	Cope with lowered agricultural revenues	151	6.9%
6	Traditional activity in the household or family	126	5.8%
7	Transport, racing	0	
8	Works (rural, drainage)	0	
9	Other (specify)	5	0.2%
Sysmiss		10665	

Warning: these figures indicate the number of cases found in the data file. They cannot be interpreted as summary statistics of the population of interest.

a6bq15c: A6AQ15C: What are the two principal reasons why the household possessed or raise

Information	[Type= discrete] [Format=numeric] [Range= 1-9] [Missing=*]
Statistics [NW/ W]	[Valid=2179 /-] [Invalid=10668 /-]

Value	Label	Cases	Percentage
1	Generate revenue	515	23.6%
2	Milk consumption	11	0.5%
3	Meat consumption	411	18.9%
4	To use for festivals and ceremonies	275	12.6%
5	Cope with lowered agricultural revenues	738	33.9%
6	Traditional activity in the household or family	191	8.8%
7	Transport, racing	0	
8	Works (rural, drainage)	1	0.0%
9	Other (specify)	37	1.7%
Sysmiss		10668	

Warning: these figures indicate the number of cases found in the data file. They cannot be interpreted as summary statistics of the population of interest.

a6bq16: A6BQ16: What is the main purpose of livestock products originating from [livesto

Information	[Type= discrete] [Format=numeric] [Range= 1-3] [Missing=*]
Statistics [NW/ W]	[Valid=2202 /-] [Invalid=10645 /-]

Value	Label	Cases	Percentage
1	Subsistence	1864	84.7%

File : AGSEC6B

a6bq16: A6BQ16: What is the main purpose of livestock products originating from [livesto

Value	Label	Cases	Percentage
2	Commercial	321	14.6%
3	Other (specify)	17	0.8%
Sysmiss		10645	

Warning: these figures indicate the number of cases found in the data file. They cannot be interpreted as summary statistics of the population of interest.

hh: Unique identifier in 20013/14

Information	[Type= discrete] [Format=character] [Missing=*]
Statistics [NW/ W]	[Valid=12847 /-] [Invalid=0 /-]

wgt_X: Cross sectional weight for 2013_2014 panel survey

Information	[Type= continuous] [Format=numeric] [Range= 314.975738525391-6452.8603515625] [Missing=*]
Statistics [NW/ W]	[Valid=12847 /-] [Invalid=0 /-]

File : AGSEC6C_1

HHID: Household ID

Information	[Type= discrete] [Format=numeric] [Range= 1100401-430100401] [Missing=*]
-------------	--

Statistics [NW/ W]	[Valid=2495 /-] [Invalid=0 /-]
--------------------	--------------------------------

a6cq1: A6CQ1:Has any member of your household raised or owned rabbits, poultry or other

Information	[Type= discrete] [Format=numeric] [Range= 1-2] [Missing=*]
-------------	--

Statistics [NW/ W]	[Valid=2488 /-] [Invalid=7 /-]
--------------------	--------------------------------

Value	Label	Cases	Percentage
1	Yes	1290	51.8%
2	No	1198	48.2%
Sysmiss		7	

Warning: these figures indicate the number of cases found in the data file. They cannot be interpreted as summary statistics of the population of interest.

hh: Unique identifier in 20013/14

Information	[Type= discrete] [Format=character] [Missing=*]
-------------	---

Statistics [NW/ W]	[Valid=2495 /-] [Invalid=0 /-]
--------------------	--------------------------------

wgt_X: Cross sectional weight for 2013_2014 panel survey

Information	[Type= continuous] [Format=numeric] [Range= 314.975738525391-6452.8603515625] [Missing=*]
-------------	---

Statistics [NW/ W]	[Valid=2495 /-] [Invalid=0 /-]
--------------------	--------------------------------

File : AGSEC6C				
# HHID: Household ID				
Information		[Type= discrete] [Format=numeric] [Range= 1100401-430100401] [Missing=*]		
Statistics [NW/ W]		[Valid=6444 /-] [Invalid=0 /-]		
# APCode: Poultry and other animals details				
Information		[Type= discrete] [Format=numeric] [Range= 23-27] [Missing=*]		
Statistics [NW/ W]		[Valid=6444 /-] [Invalid=0 /-]		
Value	Label	Cases	Percentage	
23	Indigenous dual-purpose chicken	1289	<div></div> 20.0%	
24	Layers (exotic/cross chicken)	1289	<div></div> 20.0%	
25	Broilers (exotic/cross chicken)	1289	<div></div> 20.0%	
26	Other poultry and birds (turkeys/ducks/geese)	1289	<div></div> 20.0%	
27	Rabbits	1288	<div></div> 20.0%	
Warning: these figures indicate the number of cases found in the data file. They cannot be interpreted as summary statistics of the population of interest.				
# a6cq2: A6CQ2:During the last 3 months, has any member of your household raised or owned				
Information		[Type= discrete] [Format=numeric] [Range= 1-2] [Missing=*]		
Statistics [NW/ W]		[Valid=6444 /-] [Invalid=0 /-]		
Value	Label	Cases	Percentage	
1	Yes	1397	<div></div> 21.7%	
2	No	5047	<div></div> 78.3%	
Warning: these figures indicate the number of cases found in the data file. They cannot be interpreted as summary statistics of the population of interest.				
# a6cq3a: A6CQ3A: How many [...] are owned by your household now (present at your farm or a				
Information		[Type= continuous] [Format=numeric] [Range= 0-1550] [Missing=*]		
Statistics [NW/ W]		[Valid=1397 /-] [Invalid=5047 /-]		
# a6cq3b: A6CQ3B: Who owns the [livestock]?				
Information		[Type= continuous] [Format=numeric] [Range= 101001-43007001] [Missing=*]		
Statistics [NW/ W]		[Valid=1350 /-] [Invalid=5094 /-]		
# a6cq3c: A6CQ3C:Who owns the [livestock]- Household member2?				
Information		[Type= continuous] [Format=numeric] [Range= 101009-99999999] [Missing=*]		
Statistics [NW/ W]		[Valid=1017 /-] [Invalid=5427 /-]		
# a6cq3d: A6CQ3D: Who keeps the [livestock] that your household owns?				
Information		[Type= continuous] [Format=numeric] [Range= 101001-99999999] [Missing=*]		
Statistics [NW/ W]		[Valid=1349 /-] [Invalid=5095 /-]		
# a6cq3e: Who keeps the [livestock] that your household owns?				
Information		[Type= continuous] [Format=numeric] [Range= 101008-99999999] [Missing=*]		
Statistics [NW/ W]		[Valid=1058 /-] [Invalid=5386 /-]		
# a6cq4a: A6CQ4A:How many [...] are kept but not owned by your household?				
Information		[Type= continuous] [Format=numeric] [Range= 0-200] [Missing=*]		
Statistics [NW/ W]		[Valid=1396 /-] [Invalid=5048 /-]		
# a6cq4b: A6CQ4B: Who keeps the [APCode] that your household keeps but doesn't own?				
Information		[Type= continuous] [Format=numeric] [Range= 5304001-40510001] [Missing=*]		

File : AGSEC6C			
# a6cq4b: A6CQ4B: Who keeps the [APCode] that your household keeps but doesn't own?			
Statistics [NW/ W]		[Valid=64 /-] [Invalid=6380 /-]	
# a6cq4c: A6CQ4C: Who keeps the [livestock] that your household keeps but doesn't own?			
Information		[Type= continuous] [Format=numeric] [Range= 5304001-40510002] [Missing=*]	
Statistics [NW/ W]		[Valid=52 /-] [Invalid=6392 /-]	
# a6cq5a: A6CQ5A: Has your household hired any labour for keeping / herding Poultry and Ot			
Information		[Type= discrete] [Format=numeric] [Range= 0-9] [Missing=*]	
Statistics [NW/ W]		[Valid=6430 /-] [Invalid=14 /-]	
Value	Label	Cases	Percentage
0		6420	99.8%
1		5	0.1%
9		5	0.1%
Sysmiss		14	
Warning: these figures indicate the number of cases found in the data file. They cannot be interpreted as summary statistics of the population of interest.			
# a6cq5b: A6CQ5B: What is the type of labour employed while keeping Poultry and Other A			
Information		[Type= discrete] [Format=numeric] [Range= 1-3] [Missing=*]	
Statistics [NW/ W]		[Valid=10 /-] [Invalid=6434 /-]	
Value	Label	Cases	Percentage
1	Family	0	
2	Hired Casual	0	
3	Hired Permanent	10	100.0%
Sysmiss		6434	
Warning: these figures indicate the number of cases found in the data file. They cannot be interpreted as summary statistics of the population of interest.			
# a6cq5c: A6CQ5C: How much did you pay for keeping / herding in the last 3 months?			
Information		[Type= continuous] [Format=numeric] [Range= 120000-360000] [Missing=*]	
Statistics [NW/ W]		[Valid=10 /-] [Invalid=6434 /-]	
# a6cq6: A6CQ6:How many did you own exactly 3 months ago (present or away)?			
Information		[Type= continuous] [Format=numeric] [Range= 0-1653] [Missing=*]	
Statistics [NW/ W]		[Valid=1397 /-] [Invalid=5047 /-]	
# a6cq7: A6CQ7: During the last 3 months, how many were born?			
Information		[Type= continuous] [Format=numeric] [Range= 0-90] [Missing=*]	
Statistics [NW/ W]		[Valid=1396 /-] [Invalid=5048 /-]	
# a6cq8: A6CQ8: During the last 3 months, how many were receieved as gifts or payment for			
Information		[Type= discrete] [Format=numeric] [Range= 0-7] [Missing=*]	
Statistics [NW/ W]		[Valid=1395 /-] [Invalid=5049 /-]	
Value	Label	Cases	Percentage
0		1358	97.3%
1		21	1.5%
2		6	0.4%
3		6	0.4%
4		2	0.1%

File : AGSEC6C

a6cq8: A6CQ8: During the last 3 months, how many were received as gifts or payment for

Value	Label	Cases	Percentage
5		1	0.1%
7		1	0.1%
Sysmiss		5049	

Warning: these figures indicate the number of cases found in the data file. They cannot be interpreted as summary statistics of the population of interest.

a6cq9: A6CQ9: During the last 3 months, how many were given away as gifts or payments fo

Information	[Type= discrete] [Format=numeric] [Range= 0-20] [Missing=*]
Statistics [NW/ W]	[Valid=1395 /-] [Invalid=5049 /-]

Value	Label	Cases	Percentage
0		1321	94.7%
1		29	2.1%
2		23	1.6%
3		10	0.7%
4		5	0.4%
5		2	0.1%
6		3	0.2%
8		1	0.1%
20		1	0.1%
Sysmiss		5049	

Warning: these figures indicate the number of cases found in the data file. They cannot be interpreted as summary statistics of the population of interest.

a6cq10: A6CQ10: During the last 3 months, how many [APCode] were lost to theft?

Information	[Type= continuous] [Format=numeric] [Range= 0-35] [Missing=*]
Statistics [NW/ W]	[Valid=1395 /-] [Invalid=5049 /-]

a6cq11: A6CQ11: During the last 3 months, how many were lost to injury, accident or natu

Information	[Type= continuous] [Format=numeric] [Range= 0-36] [Missing=*]
Statistics [NW/ W]	[Valid=1395 /-] [Invalid=5049 /-]

a6cq12: A6CQ12: During the last 3 months, how many [APCode] were lost to disease?

Information	[Type= continuous] [Format=numeric] [Range= 0-250] [Missing=*]
Statistics [NW/ W]	[Valid=1395 /-] [Invalid=5049 /-]

a6cq13a: A6CQ13A: How many [APCode] did you buy to raise during the last 3 months?

Information	[Type= continuous] [Format=numeric] [Range= 0-200] [Missing=*]
Statistics [NW/ W]	[Valid=1396 /-] [Invalid=5048 /-]

a6cq13b: A6CQ13B: Average value of each bought

Information	[Type= continuous] [Format=numeric] [Range= 1500-100000] [Missing=*]
Statistics [NW/ W]	[Valid=132 /-] [Invalid=6312 /-]

a6cq14a: A6CQ14A: How many [APCode] did you sell alive during the last 3 months? <f

Information	[Type= continuous] [Format=numeric] [Range= 0-580] [Missing=*]
Statistics [NW/ W]	[Valid=1396 /-] [Invalid=5048 /-]

a6cq14b: A6CQ14B: Average value of each one sold

Information	[Type= continuous] [Format=numeric] [Range= 20-546000] [Missing=*]
-------------	--

File : AGSEC6C

a6cq14b: A6CQ14B: Average value of each one sold

Statistics [NW/ W] [Valid=248 /-] [Invalid=6196 /-]

a6cq15: A6CQ15: How many [APCode] did you slaughter during the last 3 months? <font colo

Information [Type= continuous] [Format=numeric] [Range= 0-70] [Missing=*]

Statistics [NW/ W] [Valid=1395 /-] [Invalid=5049 /-]

a6cq15b: A6AQ15B: What are the two principal reasons why the household possessed or raise

Information [Type= discrete] [Format=numeric] [Range= 1-9] [Missing=*]

Statistics [NW/ W] [Valid=1387 /-] [Invalid=5057 /-]

Value	Label	Cases	Percentage
1	Generate revenue	847	61.1%
2	Milk consumption	6	0.4%
3	Meat consumption	350	25.2%
4	To use for festivals and ceremonies	30	2.2%
5	Cope with lowered agricultural revenues	71	5.1%
6	Traditional activity in the household or family	81	5.8%
7	Transport, racing	1	0.1%
8	Works (rural, drainage)	0	
9	Other (specify)	1	0.1%
Sysmiss		5057	

Warning: these figures indicate the number of cases found in the data file. They cannot be interpreted as summary statistics of the population of interest.

a6cq15c: A6AQ15C: What are the two principal reasons why the household possessed or raise

Information [Type= discrete] [Format=numeric] [Range= 1-9] [Missing=*]

Statistics [NW/ W] [Valid=1387 /-] [Invalid=5057 /-]

Value	Label	Cases	Percentage
1	Generate revenue	245	17.7%
2	Milk consumption	7	0.5%
3	Meat consumption	586	42.2%
4	To use for festivals and ceremonies	181	13.0%
5	Cope with lowered agricultural revenues	270	19.5%
6	Traditional activity in the household or family	81	5.8%
7	Transport, racing	0	
8	Works (rural, drainage)	0	
9	Other (specify)	17	1.2%
Sysmiss		5057	

Warning: these figures indicate the number of cases found in the data file. They cannot be interpreted as summary statistics of the population of interest.

a6cq16: A6CQ16: What is the main purpose of livestock products originating from the [APC

Information [Type= discrete] [Format=numeric] [Range= 1-3] [Missing=*]

Statistics [NW/ W] [Valid=1396 /-] [Invalid=5048 /-]

Value	Label	Cases	Percentage
1	Subsistence	1273	91.2%
2	Commercial	116	8.3%
3	Other (specify)	7	0.5%

File : AGSEC6C

a6cq16: A6CQ16: What is the main purpose of livestock products originating from the [APC

Value	Label	Cases	Percentage
Sysmiss		5048	

Warning: these figures indicate the number of cases found in the data file. They cannot be interpreted as summary statistics of the population of interest.

hh: Unique identifier in 20013/14

Information	[Type= discrete] [Format=character] [Missing=*]
Statistics [NW/ W]	[Valid=6444 /-] [Invalid=0 /-]

wgt_X: Cross sectional weight for 2013_2014 panel survey

Information	[Type= continuous] [Format=numeric] [Range= 314.975738525391-6452.8603515625] [Missing=*]
Statistics [NW/ W]	[Valid=6444 /-] [Invalid=0 /-]

File : AGSEC7

HHID: Household ID

Information

[Type= discrete] [Format=numeric] [Range= 1100401-430100401] [Missing=*]

Statistics [NW/ W]

[Valid=24842 /-] [Invalid=0 /-]

AGroup_ID: Animal Groups

Information

[Type= discrete] [Format=numeric] [Range= 101-110] [Missing=*]

Statistics [NW/ W]

[Valid=24842 /-] [Invalid=0 /-]

Value	Label	Cases	Percentage
101	Exotic/Cross - Large Ruminants	2484	<div></div> 10.0%
102	Exotic/Cross - Small Ruminants	2484	<div></div> 10.0%
103	Exotic/Cross - Poultry	2484	<div></div> 10.0%
104	Exotic/Cross - Pigs	2484	<div></div> 10.0%
105	Indigenous - Large Ruminants	2484	<div></div> 10.0%
106	Indigenous - Small Ruminants	2485	<div></div> 10.0%
107	Indigenous - Poultry	2485	<div></div> 10.0%
108	Indigenous - Pigs	2484	<div></div> 10.0%
109	Indigenous - Donkeys/Mules	2484	<div></div> 10.0%
110	Indigenous - Horses	2484	<div></div> 10.0%

Warning: these figures indicate the number of cases found in the data file. They cannot be interpreted as summary statistics of the population of interest.

a7aq1: Has any member of your household raised or owned cattle and pack animals during

Information

[Type= discrete] [Format=numeric] [Range= 1-2] [Missing=*]

Statistics [NW/ W]

[Valid=24842 /-] [Invalid=0 /-]

Value	Label	Cases	Percentage
1	Yes	3606	<div></div> 14.5%
2	No	21236	<div></div> 85.5%

Warning: these figures indicate the number of cases found in the data file. They cannot be interpreted as summary statistics of the population of interest.

a7bq1a: A7BQ1A: Has this household practiced any controlled mating or other breeding str

Information

[Type= discrete] [Format=numeric] [Range= 1-2] [Missing=*]

Statistics [NW/ W]

[Valid=3600 /-] [Invalid=21242 /-]

Value	Label	Cases	Percentage
1	Yes	456	<div></div> 12.7%
2	No	3144	<div></div> 87.3%
Sysmiss		21242	

Warning: these figures indicate the number of cases found in the data file. They cannot be interpreted as summary statistics of the population of interest.

a7bq1b: A7BQ1B: What has been the main controlled mating or breeding strategy used by th

Information

[Type= discrete] [Format=numeric] [Range= 1-16] [Missing=*]

Statistics [NW/ W]

[Valid=456 /-] [Invalid=24386 /-]

Value	Label	Cases	Percentage
1	None	6	<div></div> 1.3%
2	Controlled mating - best male(s) from herd	135	<div></div> 29.6%
3	Controlled mating - to avoid mating of close relatives	19	<div></div> 4.2%
4	Controlled mating - other (e.g. corrective)	12	<div></div> 2.6%
5	Use of high quality breeding male from neighbor, other supplier	245	<div></div> 53.7%

- 897 -

File : AGSEC7

a7bq1b: A7BQ1B: What has been the main controlled mating or breeding strategy used by th

Value	Label	Cases	Percentage
6	Exchange of high quality breeding male	17	3.7%
7	Purchase of high quality breeding male	1	0.2%
8	Artificial insemination - cross breeding	0	
9	Artificial insemination - same breed	3	0.7%
10	Purchase of high quality breeding female(s)	0	
11	Castrate non-productive males	1	0.2%
12	Culled/sold non-productive males	0	
13	Culled/sold non-productive females	0	
14	Cross-breeding - own herd	3	0.7%
15	Cross-breeding -male from neighbor, other supplier	13	2.9%
16	Other (specify)	1	0.2%
Sysmiss		24386	

Warning: these figures indicate the number of cases found in the data file. They cannot be interpreted as summary statistics of the population of interest.

a7bq1c: A7BQ1B: What has been the main controlled mating or breeding strategy used by th

Information	[Type= discrete] [Format=numeric] [Range= 1-16] [Missing=*]
Statistics [NW/ W]	[Valid=456 /-] [Invalid=24386 /-]

Value	Label	Cases	Percentage
1	None	182	39.9%
2	Controlled mating - best male(s) from herd	49	10.7%
3	Controlled mating - to avoid mating of close relatives	14	3.1%
4	Controlled mating - other (e.g. corrective)	8	1.8%
5	Use of high quality breeding male from neighbor, other supplier	163	35.7%
6	Exchange of high quality breeding male	12	2.6%
7	Purchase of high quality breeding male	4	0.9%
8	Artificial insemination - cross breeding	2	0.4%
9	Artificial insemination - same breed	3	0.7%
10	Purchase of high quality breeding female(s)	0	
11	Castrate non-productive males	2	0.4%
12	Culled/sold non-productive males	0	
13	Culled/sold non-productive females	0	
14	Cross-breeding - own herd	2	0.4%
15	Cross-breeding -male from neighbor, other supplier	14	3.1%
16	Other (specify)	1	0.2%
Sysmiss		24386	

Warning: these figures indicate the number of cases found in the data file. They cannot be interpreted as summary statistics of the population of interest.

a7bq2a: A7BQ2A: What has been, for this household, the major feeding practice for the [A

Information	[Type= discrete] [Format=numeric] [Range= 1-6] [Missing=*]
Statistics [NW/ W]	[Valid=3600 /-] [Invalid=21242 /-]

Value	Label	Cases	Percentage
1	only grazing / scavenging	1872	52.0%
2	mainly grazing / scavenging with some feeding	653	18.1%
3	mainly feeding with some grazing / scavenging	145	4.0%

File : AGSEC7

a7bq2a: A7BQ2A: What has been, for this household, the major feeding practice for the [A

Value	Label	Cases	Percentage
4	only feeding (zero grazing / scavenging)	312	8.7%
5	Tethering	614	17.1%
6	Other (specify)	4	0.1%
Sysmiss		21242	

Warning: these figures indicate the number of cases found in the data file. They cannot be interpreted as summary statistics of the population of interest.

a7bq2b: A7BQ2A: What has been, for this household, the major feeding practice for the [A

Information	[Type= discrete] [Format=numeric] [Range= 1-7] [Missing=*]
Statistics [NW/ W]	[Valid=3575 /-] [Invalid=21267 /-]

Value	Label	Cases	Percentage
1	only grazing / scavenging	1556	43.5%
2	mainly grazing / scavenging with some feeding	801	22.4%
3	mainly feeding with some grazing / scavenging	175	4.9%
4	only feeding (zero grazing / scavenging)	300	8.4%
5	Tethering	600	16.8%
6	Other (specify)	111	3.1%
7		32	0.9%
Sysmiss		21267	

Warning: these figures indicate the number of cases found in the data file. They cannot be interpreted as summary statistics of the population of interest.

a7bq2c: A7BQ2C: Has this household ever paid to feed its [AGroup_ID] in the past 12 mont

Information	[Type= discrete] [Format=numeric] [Range= 1-2] [Missing=*]
Statistics [NW/ W]	[Valid=3599 /-] [Invalid=21243 /-]

Value	Label	Cases	Percentage
1	Yes	102	2.8%
2	No	3497	97.2%
Sysmiss		21243	

Warning: these figures indicate the number of cases found in the data file. They cannot be interpreted as summary statistics of the population of interest.

a7bq2d_1: A7BQ2D_1: January

Information	[Type= discrete] [Format=character] [Missing=*]
Statistics [NW/ W]	[Valid=108 /-] [Invalid=0 /-]

Value	Label	Cases	Percentage
N		42	38.9%
Y		66	61.1%

Warning: these figures indicate the number of cases found in the data file. They cannot be interpreted as summary statistics of the population of interest.

a7bq2d_2: A7BQ2D_2: February

Information	[Type= discrete] [Format=character] [Missing=*]
Statistics [NW/ W]	[Valid=108 /-] [Invalid=0 /-]

Value	Label	Cases	Percentage
N		44	40.7%
Y		64	59.3%

Warning: these figures indicate the number of cases found in the data file. They cannot be interpreted as summary statistics of the population of interest.

File : AGSEC7			
# a7bq2d_3: A7BQ2D_3: March			
Information	[Type= discrete] [Format=character] [Missing=*]		
Statistics [NW/ W]	[Valid=108 /-] [Invalid=0 /-]		
Value	Label	Cases	Percentage
N		42	<div></div> 38.9%
Y		66	<div></div> 61.1%
Warning: these figures indicate the number of cases found in the data file. They cannot be interpreted as summary statistics of the population of interest.			
# a7bq2d_4: A7BQ2D_4: April			
Information	[Type= discrete] [Format=character] [Missing=*]		
Statistics [NW/ W]	[Valid=108 /-] [Invalid=0 /-]		
Value	Label	Cases	Percentage
N		41	<div></div> 38.0%
Y		67	<div></div> 62.0%
Warning: these figures indicate the number of cases found in the data file. They cannot be interpreted as summary statistics of the population of interest.			
# a7bq2d_5: A7BQ2D_5: May			
Information	[Type= discrete] [Format=character] [Missing=*]		
Statistics [NW/ W]	[Valid=108 /-] [Invalid=0 /-]		
Value	Label	Cases	Percentage
N		40	<div></div> 37.0%
Y		68	<div></div> 63.0%
Warning: these figures indicate the number of cases found in the data file. They cannot be interpreted as summary statistics of the population of interest.			
# a7bq2d_6: A7BQ2D_6: June			
Information	[Type= discrete] [Format=character] [Missing=*]		
Statistics [NW/ W]	[Valid=108 /-] [Invalid=0 /-]		
Value	Label	Cases	Percentage
N		34	<div></div> 31.5%
Y		74	<div></div> 68.5%
Warning: these figures indicate the number of cases found in the data file. They cannot be interpreted as summary statistics of the population of interest.			
# a7bq2d_7: A7BQ2D_7: July			
Information	[Type= discrete] [Format=character] [Missing=*]		
Statistics [NW/ W]	[Valid=108 /-] [Invalid=0 /-]		
Value	Label	Cases	Percentage
N		35	<div></div> 32.4%
Y		73	<div></div> 67.6%
Warning: these figures indicate the number of cases found in the data file. They cannot be interpreted as summary statistics of the population of interest.			
# a7bq2d_8: A7BQ2D_8: August			
Information	[Type= discrete] [Format=character] [Missing=*]		
Statistics [NW/ W]	[Valid=108 /-] [Invalid=0 /-]		
Value	Label	Cases	Percentage
N		35	<div></div> 32.4%
Y		73	<div></div> 67.6%
Warning: these figures indicate the number of cases found in the data file. They cannot be interpreted as summary statistics of the population of interest.			

File : AGSEC7

a7bq2d_9: A7BQ2D_9: September

Information	[Type= discrete] [Format=character] [Missing=*]		
Statistics [NW/ W]	[Valid=108 /-] [Invalid=0 /-]		
Value	Label	Cases	Percentage
N		33	<div></div> 30.6%
Y		75	<div></div> 69.4%
Warning: these figures indicate the number of cases found in the data file. They cannot be interpreted as summary statistics of the population of interest.			

a7bq2d_10: A7BQ2D_10: October

Information	[Type= discrete] [Format=character] [Missing=*]		
Statistics [NW/ W]	[Valid=108 /-] [Invalid=0 /-]		
Value	Label	Cases	Percentage
N		40	<div></div> 37.0%
Y		68	<div></div> 63.0%
Warning: these figures indicate the number of cases found in the data file. They cannot be interpreted as summary statistics of the population of interest.			

a7bq2d_11: A7BQ2D_11: November

Information	[Type= discrete] [Format=character] [Missing=*]		
Statistics [NW/ W]	[Valid=108 /-] [Invalid=0 /-]		
Value	Label	Cases	Percentage
N		42	<div></div> 38.9%
Y		66	<div></div> 61.1%
Warning: these figures indicate the number of cases found in the data file. They cannot be interpreted as summary statistics of the population of interest.			

a7bq2d_12: A7BQ2D_12: December

Information	[Type= discrete] [Format=character] [Missing=*]		
Statistics [NW/ W]	[Valid=108 /-] [Invalid=0 /-]		
Value	Label	Cases	Percentage
N		46	<div></div> 42.6%
Y		62	<div></div> 57.4%
Warning: these figures indicate the number of cases found in the data file. They cannot be interpreted as summary statistics of the population of interest.			

a7bq2e: A7BQ2E: How much has this household paid to feed the [AGroup_ID] in the past 12

Information	[Type= continuous] [Format=numeric] [Range= 1500-60000000] [Missing=*]		
Statistics [NW/ W]	[Valid=102 /-] [Invalid=24740 /-]		

a7bq3a: A7BQ3A: How frequently, on average, has this household watered the [AGroup_ID] i

Information	[Type= discrete] [Format=numeric] [Range= 1-6] [Missing=*]		
Statistics [NW/ W]	[Valid=3601 /-] [Invalid=21241 /-]		
Value	Label	Cases	Percentage
1	Animals get on their own from available sources	834	<div></div> 23.2%
2	Once a day	1498	<div></div> 41.6%
3	Twice a day	708	<div></div> 19.7%
4	Thrice a day	122	<div></div> 3.4%
5	Throughout the day	419	<div></div> 11.6%
6	Other (specify)	20	<div></div> 0.6%

File : AGSEC7

a7bq3a: A7BQ3A: How frequently, on average, has this household watered the [AGroup_ID] i

Value	Label	Cases	Percentage
Sysmiss		21241	

Warning: these figures indicate the number of cases found in the data file. They cannot be interpreted as summary statistics of the population of interest.

a7bq3b: A7BQ3B: What has been the main source of water for the [AGroup_ID] in the

Information	[Type= discrete] [Format=numeric] [Range= 1-10] [Missing=*]
Statistics [NW/ W]	[Valid=3599 /-] [Invalid=21243 /-]

Value	Label	Cases	Percentage
1	Tap water	155	4.3%
2	Borehole	1062	29.5%
3	Dam	104	2.9%
4	Well	807	22.4%
5	River/Lake	346	9.6%
6	Spring	451	12.5%
7	Stream	427	11.9%
8	Constructed water points	43	1.2%
9	Rainwater harvesting	106	2.9%
10	Other (specify)	98	2.7%
Sysmiss		21243	

Warning: these figures indicate the number of cases found in the data file. They cannot be interpreted as summary statistics of the population of interest.

a7bq3c: A7BQ3B: What has been the main source of water for the [AGroup_ID] in the

Information	[Type= discrete] [Format=numeric] [Range= 1-10] [Missing=*]
Statistics [NW/ W]	[Valid=3575 /-] [Invalid=21267 /-]

Value	Label	Cases	Percentage
1	Tap water	110	3.1%
2	Borehole	885	24.8%
3	Dam	97	2.7%
4	Well	680	19.0%
5	River/Lake	317	8.9%
6	Spring	382	10.7%
7	Stream	427	11.9%
8	Constructed water points	45	1.3%
9	Rainwater harvesting	452	12.6%
10	Other (specify)	180	5.0%
Sysmiss		21267	

Warning: these figures indicate the number of cases found in the data file. They cannot be interpreted as summary statistics of the population of interest.

a7bq3f: A7BQ3F: How much has this household paid to access the main water sources for th

Information	[Type= continuous] [Format=numeric] [Range= 0-660000] [Missing=*]
Statistics [NW/ W]	[Valid=3578 /-] [Invalid=21264 /-]

a7abq4: A7BQ4: What housing system for this type of livestock has this household mainly

Information	[Type= discrete] [Format=numeric] [Range= 1-7] [Missing=*]
Statistics [NW/ W]	[Valid=3600 /-] [Invalid=21242 /-]

File : AGSEC7

a7abq4: A7BQ4: What housing system for this type of livestock has this household mainly

Value	Label	Cases	Percentage
1	None	1365	37.9%
2	Confined in sheds	1077	29.9%
3	Confined in paddocks	207	5.8%
4	Confined by fences	133	3.7%
5	Cage	225	6.2%
6	Basket	34	0.9%
7	Other (specify)	559	15.5%
Sysmiss		21242	

Warning: these figures indicate the number of cases found in the data file. They cannot be interpreted as summary statistics of the population of interest.

a7abq5a: A7BQ5A: Has this household vaccinated any [AGroup_ID] in the past 12 months?

Information	[Type= discrete] [Format=numeric] [Range= 1-3] [Missing=*]
Statistics [NW/ W]	[Valid=3599 /-] [Invalid=21243 /-]

Value	Label	Cases	Percentage
1	Yes, all animals at least once	647	18.0%
2	Yes, some animals	52	1.4%
3	None, no animals	2900	80.6%
Sysmiss		21243	

Warning: these figures indicate the number of cases found in the data file. They cannot be interpreted as summary statistics of the population of interest.

a7abq5b: A7BQ5B: Who administered the vaccination services for the [AGroup_ID]?

Information	[Type= discrete] [Format=numeric] [Range= 1-6] [Missing=*]
Statistics [NW/ W]	[Valid=699 /-] [Invalid=24143 /-]

Value	Label	Cases	Percentage
1	Private Vet Clinic	432	61.8%
2	District Vet Clinic	118	16.9%
3	NGO/Project	9	1.3%
6	Other (specify)	140	20.0%
Sysmiss		24143	

Warning: these figures indicate the number of cases found in the data file. They cannot be interpreted as summary statistics of the population of interest.

a7bq5c_1: A7BQ5C_1: Rinder pest

Information	[Type= discrete] [Format=character] [Missing=*]
Statistics [NW/ W]	[Valid=573 /-] [Invalid=0 /-]












Value	Label	Cases	Percentage
N		428	74.7%
Y		145	25.3%

Warning: these figures indicate the number of cases found in the data file. They cannot be interpreted as summary statistics of the population of interest.

a7bq5c_2: A7BQ5C_2: FMD

Information	[Type= discrete] [Format=character] [Missing=*]
Statistics [NW/ W]	[Valid=354 /-] [Invalid=0 /-]

Value	Label	Cases	Percentage
N		265	74.9%

File : AGSEC7			
# a7bq5c_2: A7BQ5C_2: FMD			
Value	Label	Cases	Percentage
Y		89	 25.1%
<i>Warning: these figures indicate the number of cases found in the data file. They cannot be interpreted as summary statistics of the population of interest.</i>			
# a7bq5c_3: A7BQ5C_3: CBPP			
Information	[Type= discrete] [Format=character] [Missing=*]		
Statistics [NW/ W]	[Valid=165 /-] [Invalid=0 /-]		
Value	Label	Cases	Percentage
N		154	 93.3%
Y		11	 6.7%
<i>Warning: these figures indicate the number of cases found in the data file. They cannot be interpreted as summary statistics of the population of interest.</i>			
# a7bq5c_4: A7BQ5C_4: CCPP			
Information	[Type= discrete] [Format=character] [Missing=*]		
Statistics [NW/ W]	[Valid=354 /-] [Invalid=0 /-]		
Value	Label	Cases	Percentage
N		343	 96.9%
Y		11	 3.1%
<i>Warning: these figures indicate the number of cases found in the data file. They cannot be interpreted as summary statistics of the population of interest.</i>			
# a7bq5c_5: A7BQ5C_5: LSD			
Information	[Type= discrete] [Format=character] [Missing=*]		
Statistics [NW/ W]	[Valid=704 /-] [Invalid=0 /-]		
Value	Label	Cases	Percentage
N		671	 95.3%
Y		33	 4.7%
<i>Warning: these figures indicate the number of cases found in the data file. They cannot be interpreted as summary statistics of the population of interest.</i>			
# a7bq5c_6: A7BQ5C_6: Anthrax			
Information	[Type= discrete] [Format=character] [Missing=*]		
Statistics [NW/ W]	[Valid=354 /-] [Invalid=0 /-]		
Value	Label	Cases	Percentage
N		295	 83.3%
Y		59	 16.7%
<i>Warning: these figures indicate the number of cases found in the data file. They cannot be interpreted as summary statistics of the population of interest.</i>			
# a7bq5c_7: A7BQ5C_7: Blackleg			
Information	[Type= discrete] [Format=character] [Missing=*]		
Statistics [NW/ W]	[Valid=165 /-] [Invalid=0 /-]		
Value	Label	Cases	Percentage
N		152	 92.1%
Y		13	 7.9%
<i>Warning: these figures indicate the number of cases found in the data file. They cannot be interpreted as summary statistics of the population of interest.</i>			
# a7bq5c_8: A7BQ5C_8: PPR			
Information	[Type= discrete] [Format=character] [Missing=*]		

File : AGSEC7

a7bq5c_8: A7BQ5C_8: PPR

Statistics [NW/ W] [Valid=165 /-] [Invalid=0 /-]

Value	Label	Cases	Percentage
N		158	<div><div></div></div> 95.8%
Y		7	<div><div></div></div> 4.2%

Warning: these figures indicate the number of cases found in the data file. They cannot be interpreted as summary statistics of the population of interest.

a7bq5c_9: A7BQ5C_9: Sheep and goat pox

Information [Type= discrete] [Format=character] [Missing=*]

Statistics [NW/ W] [Valid=131 /-] [Invalid=0 /-]

Value	Label	Cases	Percentage
N		129	<div><div></div></div> 98.5%
Y		2	<div><div></div></div> 1.5%

Warning: these figures indicate the number of cases found in the data file. They cannot be interpreted as summary statistics of the population of interest.

a7bq5c_10: A7BQ5C_10: Newcastle disease

Information [Type= discrete] [Format=character] [Missing=*]

Statistics [NW/ W] [Valid=131 /-] [Invalid=0 /-]

Value	Label	Cases	Percentage
N		100	<div><div></div></div> 76.3%
Y		31	<div><div></div></div> 23.7%

Warning: these figures indicate the number of cases found in the data file. They cannot be interpreted as summary statistics of the population of interest.

a7bq5c_11: A7BQ5C_11: Fowl pox

Information [Type= discrete] [Format=character] [Missing=*]

Statistics [NW/ W] [Valid=131 /-] [Invalid=0 /-]

Value	Label	Cases	Percentage
N		122	<div><div></div></div> 93.1%
Y		9	<div><div></div></div> 6.9%

Warning: these figures indicate the number of cases found in the data file. They cannot be interpreted as summary statistics of the population of interest.

a7bq5c_12: A7BQ5C_12: Avian flu

Information [Type= discrete] [Format=character] [Missing=*]

Statistics [NW/ W] [Valid=131 /-] [Invalid=0 /-]

Value	Label	Cases	Percentage
N		122	<div><div></div></div> 93.1%
Y		9	<div><div></div></div> 6.9%

Warning: these figures indicate the number of cases found in the data file. They cannot be interpreted as summary statistics of the population of interest.

a7bq5c_13: A7BQ5C_13: IBD / Gumboro

Information [Type= discrete] [Format=character] [Missing=*]

Statistics [NW/ W] [Valid=704 /-] [Invalid=0 /-]

Value	Label	Cases	Percentage
N		655	<div><div></div></div> 93.0%
Y		49	<div><div></div></div> 7.0%

Warning: these figures indicate the number of cases found in the data file. They cannot be interpreted as summary statistics of the population of interest.

File : AGSEC7

a7bq5c_14: A7BQ5C_14: Other (specify)

Information [Type= discrete] [Format=character] [Missing=*]

Statistics [NW/ W] [Valid=704 /-] [Invalid=0 /-]

Value	Label	Cases	Percentage
N		650	92.3%
Y		54	7.7%

Warning: these figures indicate the number of cases found in the data file. They cannot be interpreted as summary statistics of the population of interest.

a7bq5c_14_other: A7BQ5C_14_Other: Other (Specify)

Information [Type= discrete] [Format=character] [Missing=*]

Statistics [NW/ W] [Valid=53 /-] [Invalid=0 /-]

Value	Label	Cases	Percentage
'Maison and Kipumpulo'		1	1.9%
0		3	5.7%
4500		1	1.9%
COCIDIOSIS		1	1.9%
East Coast Fever		1	1.9%
FLU		1	1.9%
Fever		1	1.9%
Fever and worms		1	1.9%
Kipumpulu		1	1.9%
Kipupulira		1	1.9%
NAGANA		3	5.7%
NAGANA [KAWALI]		1	1.9%
amasio		1	1.9%
black quater		1	1.9%
coccidiosis		1	1.9%
dewormers drugs		1	1.9%
deworming		1	1.9%
deworming drugs		1	1.9%
diarrhea		1	1.9%
ebola		1	1.9%
eye disease		1	1.9%
fever		9	17.0%
foot and mouth		2	3.8%
khawoya		1	1.9%
kipumpuli		1	1.9%
kipunpli		1	1.9%
nagana		7	13.2%
no		1	1.9%
swollen throat		1	1.9%
typhoid		2	3.8%

File : AGSEC7

a7bq5c_14_other: A7BQ5C_14_Other: Other (Specify)

Value	Label	Cases	Percentage
vitamins		1	1.9%
worms , ticks		1	1.9%
wounds on the mouth		1	1.9%

Warning: these figures indicate the number of cases found in the data file. They cannot be interpreted as summary statistics of the population of interest.

a7bq5c_15: A7BQ5C_15: Do not know

Information	[Type= discrete] [Format=character] [Missing=*]
Statistics [NW/ W]	[Valid=700 /-] [Invalid=0 /-]

Value	Label	Cases	Percentage
N		444	63.4%
Y		256	36.6%

Warning: these figures indicate the number of cases found in the data file. They cannot be interpreted as summary statistics of the population of interest.

a7bq5d: A7BQ5D: What was the total cost of vaccination, including vaccine and profession

Information	[Type= continuous] [Format=numeric] [Range= 0-5700000] [Missing=*]
Statistics [NW/ W]	[Valid=699 /-] [Invalid=24143 /-]

a7bq6a: A7BQ6A: During the last 12 months, have you used deworming on your [AGroup_ID]?

Information	[Type= discrete] [Format=numeric] [Range= 1-3] [Missing=*]
Statistics [NW/ W]	[Valid=3597 /-] [Invalid=21245 /-]

Value	Label	Cases	Percentage
1	Yes, all animals at least once	891	24.8%
2	Yes, some animals	88	2.4%
3	None, no animals	2618	72.8%
Sysmiss		21245	

Warning: these figures indicate the number of cases found in the data file. They cannot be interpreted as summary statistics of the population of interest.

a7bq6b: A7BQ6B: Who administered the dewormer treatment to your [AGroup_ID]?

Information	[Type= discrete] [Format=numeric] [Range= 1-6] [Missing=*]
Statistics [NW/ W]	[Valid=979 /-] [Invalid=23863 /-]

Value	Label	Cases	Percentage
1	Private Vet Clinic	541	55.3%
2	District Vet Clinic	77	7.9%
3	NGO/Project	5	0.5%
6	Other (specify)	356	36.4%
Sysmiss		23863	

Warning: these figures indicate the number of cases found in the data file. They cannot be interpreted as summary statistics of the population of interest.

a7bq6c: A7BQ6C: What was the total cost for deworming, including cost of dewormer and pr

Information	[Type= continuous] [Format=numeric] [Range= 0-600000] [Missing=*]
Statistics [NW/ W]	[Valid=979 /-] [Invalid=23863 /-]

a7bq7a: A7BQ7A: During the last 12 months have your [AGroup_ID] been treated against tic

Information	[Type= discrete] [Format=numeric] [Range= 1-3] [Missing=*]
Statistics [NW/ W]	[Valid=2292 /-] [Invalid=22550 /-]

File : AGSEC7

a7bq7a: A7BQ7A: During the last 12 months have your [AGroup_ID] been treated against tic

Value	Label	Cases	Percentage
1	Yes, all animals at least once	603	<div></div> 26.3%
2	Yes, some animals	29	<div></div> 1.3%
3	None, no animals	1660	<div></div> 72.4%
Sysmiss		22550	

Warning: these figures indicate the number of cases found in the data file. They cannot be interpreted as summary statistics of the population of interest.

# a7bq7b: A7BQ7B: Who administered the tick treatment to your [AGroup_ID]?			
Information		[Type= discrete] [Format=numeric] [Range= 1-6] [Missing=*]	
Statistics [NW/ W]		[Valid=632 -/] [Invalid=24210 -/]	
Value	Label	Cases	Percentage
1	Private Vet Clinic	317	<div><div></div></div> 50.2%
2	District Vet Clinic	34	<div><div></div></div> 5.4%
3	NGO/Project	5	<div><div></div></div> 0.8%
6	Other (specify)	276	<div><div></div></div> 43.7%
Sysmiss		24210	
Warning: these figures indicate the number of cases found in the data file. They cannot be interpreted as summary statistics of the population of interest.			
# a7bq7c: A7BQ7C: What was the total cost of the treatment of the [AGroup_ID] against tick			
Information		[Type= continuous] [Format=numeric] [Range= 0-900000] [Missing=*]	
Statistics [NW/ W]		[Valid=632 -/] [Invalid=24210 -/]	
# a7bq8a: A7BQ8A: During the last 12 months, have your [AGroup_ID] received some curative			
Information		[Type= discrete] [Format=numeric] [Range= 1-3] [Missing=*]	
Statistics [NW/ W]		[Valid=3598 -/] [Invalid=21244 -/]	
Value	Label	Cases	Percentage
1	Yes, all animals at least once	359	<div><div></div></div> 10.0%
2	Yes, some animals	123	<div><div></div></div> 3.4%
3	None, no animals	3116	<div><div></div></div> 86.6%
Sysmiss		21244	
Warning: these figures indicate the number of cases found in the data file. They cannot be interpreted as summary statistics of the population of interest.			
# a7bq8b: A7BQ8B: Who administered the curative treatment to your [AGroup_ID]?			
Information		[Type= discrete] [Format=numeric] [Range= 1-6] [Missing=*]	
Statistics [NW/ W]		[Valid=482 -/] [Invalid=24360 -/]	
Value	Label	Cases	Percentage
1	Private Vet Clinic	327	<div><div></div></div> 67.8%
2	District Vet Clinic	41	<div><div></div></div> 8.5%
3	NGO/Project	8	<div><div></div></div> 1.7%
6	Other (specify)	106	<div><div></div></div> 22.0%
Sysmiss		24360	
Warning: these figures indicate the number of cases found in the data file. They cannot be interpreted as summary statistics of the population of interest.			
# a7bq8c: A7BQ8C: What was the total cost of the curative treatment for the [AGroup_ID], i			
Information		[Type= continuous] [Format=numeric] [Range= 0-2000000] [Missing=*]	
Statistics [NW/ W]		[Valid=482 -/] [Invalid=24360 -/]	
# hh: Unique identifier in 20013/14			
Information		[Type= discrete] [Format=character] [Missing=*]	
Statistics [NW/ W]		[Valid=24842 -/] [Invalid=0 -/]	
# wgt_X: Cross sectional weight for 2013_2014 panel survey			
Information		[Type= continuous] [Format=numeric] [Range= 314.975738525391-6452.8603515625] [Missing=*]	
Statistics [NW/ W]		[Valid=24842 -/] [Invalid=0 -/]	

File : AGSEC8A			
# HHID: Household ID			
Information	[Type= discrete] [Format=numeric] [Range= 1100401-430100401] [Missing=*]		
Statistics [NW/ W]	[Valid=3596 /-] [Invalid=0 /-]		
# AGroup_ID: Animal Groups			
Information	[Type= discrete] [Format=numeric] [Range= 101-110] [Missing=*]		
Statistics [NW/ W]	[Valid=3596 /-] [Invalid=0 /-]		
Value	Label	Cases	Percentage
101	Exotic/Cross - Large Ruminants	149	<div><div></div>4.1%</div>
102	Exotic/Cross - Small Ruminants	31	<div><div></div>0.9%</div>
103	Exotic/Cross - Poultry	17	<div><div></div>0.5%</div>
104	Exotic/Cross - Pigs	10	<div><div></div>0.3%</div>
105	Indigenous - Large Ruminants	639	<div><div></div>17.8%</div>
106	Indigenous - Small Ruminants	1110	<div><div></div>30.9%</div>
107	Indigenous - Poultry	1290	<div><div></div>35.9%</div>
108	Indigenous - Pigs	350	<div><div></div>9.7%</div>
109	Indigenous - Donkeys/Mules	0	
110	Indigenous - Horses	0	
<i>Warning: these figures indicate the number of cases found in the data file. They cannot be interpreted as summary statistics of the population of interest.</i>			
# a8aq1: How many [AGroup_ID] were slaughtered for meat in the last 12 months?			
Information	[Type= continuous] [Format=numeric] [Range= 0-70] [Missing=*]		
Statistics [NW/ W]	[Valid=3596 /-] [Invalid=0 /-]		
# a8aq2: A8AQ2: What was the live weight, on average, of this livestock that the household			
Information	[Type= continuous] [Format=numeric] [Range= 0.400000005960464-180] [Missing=*]		
Statistics [NW/ W]	[Valid=646 /-] [Invalid=2950 /-]		
# a8aq3: A8AQ3: How much of the meat of the [AGroup_ID] produced did you sell in the past			
Information	[Type= continuous] [Format=numeric] [Range= 0-160] [Missing=*]		
Statistics [NW/ W]	[Valid=646 /-] [Invalid=2950 /-]		
# a8aq4: A8AQ4: Where / to whom do you mainly sell the [AGroup_ID] meat?			
Information	[Type= discrete] [Format=numeric] [Range= 1-6] [Missing=*]		
Statistics [NW/ W]	[Valid=30 /-] [Invalid=3566 /-]		
Value	Label	Cases	Percentage
1	Government/LC	0	
2	Private trader in local village/market	12	<div><div></div>40.0%</div>
3	Private trader in district market	0	
4	Consumer at market	6	<div><div></div>20.0%</div>
5	Neighbor/ Relative	12	<div><div></div>40.0%</div>
6	Other (specify)	0	
Sysmiss		3566	
<i>Warning: these figures indicate the number of cases found in the data file. They cannot be interpreted as summary statistics of the population of interest.</i>			
# a8aq5: A8AQ5: How much has this household earned by selling [AGroup_ID] meat in the past			
Information	[Type= continuous] [Format=numeric] [Range= 5000-960000] [Missing=*]		

File : AGSEC8A	
# a8aq5: A8AQ5: How much has this household earned by selling [AGroup_ID] meat in the pas	
Statistics [NW/ W]	[Valid=30 /-] [Invalid=3566 /-]
# a8aq6a: A8AQ6A: Who controls the revenue from this product?	
Information	[Type= continuous] [Format=numeric] [Range= 3605008-42207001] [Missing=*]
Statistics [NW/ W]	[Valid=30 /-] [Invalid=3566 /-]
# a8aq6b: A8AQ6B: Record second household member who controls the revenue from this produc	
Information	[Type= continuous] [Format=numeric] [Range= 3605007-99999999] [Missing=*]
Statistics [NW/ W]	[Valid=21 /-] [Invalid=3575 /-]
# hh: Unique identifier in 20013/14	
Information	[Type= discrete] [Format=character] [Missing=*]
Statistics [NW/ W]	[Valid=3596 /-] [Invalid=0 /-]
# wgt_X: Cross sectional weight for 2013_2014 panel survey	
Information	[Type= continuous] [Format=numeric] [Range= 314.975738525391-6452.8603515625] [Missing=*]
Statistics [NW/ W]	[Valid=3596 /-] [Invalid=0 /-]

File : AGSEC8B			
# HHID: Household ID			
Information	[Type= discrete] [Format=numeric] [Range= 1100401-430100401] [Missing=*]		
Statistics [NW/ W]	[Valid=1928 /-] [Invalid=0 /-]		
# AGroup_ID: Animal Groups			
Information	[Type= discrete] [Format=numeric] [Range= 101-110] [Missing=*]		
Statistics [NW/ W]	[Valid=1928 /-] [Invalid=0 /-]		
Value	Label	Cases	Percentage
101	Exotic/Cross - Large Ruminants	149	<div><div></div></div> 7.7%
102	Exotic/Cross - Small Ruminants	31	<div><div></div></div> 1.6%
103	Exotic/Cross - Poultry	0	
104	Exotic/Cross - Pigs	0	
105	Indigenous - Large Ruminants	639	<div><div></div></div> 33.1%
106	Indigenous - Small Ruminants	1109	<div><div></div></div> 57.5%
107	Indigenous - Poultry	0	
108	Indigenous - Pigs	0	
109	Indigenous - Donkeys/Mules	0	
110	Indigenous - Horses	0	
Warning: these figures indicate the number of cases found in the data file. They cannot be interpreted as summary statistics of the population of interest.			
# a8bq1: A8BQ1: How many of the following livestock types were milked in the last 12 mont			
Information	[Type= continuous] [Format=numeric] [Range= 0-7560] [Missing=*]		
Statistics [NW/ W]	[Valid=1928 /-] [Invalid=0 /-]		
# a8bq2: A8BQ2: How many MONTHS on average, were [AGoup_ID] milked for?			
Information	[Type= discrete] [Format=numeric] [Range= 1-12] [Missing=*]		
Statistics [NW/ W]	[Valid=345 /-] [Invalid=1583 /-]		
Value	Label	Cases	Percentage
1		43	<div><div></div></div> 12.5%
2		45	<div><div></div></div> 13.0%
3		45	<div><div></div></div> 13.0%
4		25	<div><div></div></div> 7.2%
5		36	<div><div></div></div> 10.4%
6		65	<div><div></div></div> 18.8%
7		15	<div><div></div></div> 4.3%
8		20	<div><div></div></div> 5.8%
9		6	<div><div></div></div> 1.7%
10		14	<div><div></div></div> 4.1%
11		2	<div><div></div></div> 0.6%
12		29	<div><div></div></div> 8.4%
Sysmiss		1583	
Warning: these figures indicate the number of cases found in the data file. They cannot be interpreted as summary statistics of the population of interest.			
# a8bq3: A8BQ3: What was the average [AGroup_ID] milk production per day per milking anim			
Information	[Type= continuous] [Format=numeric] [Range= 0.25-40] [Missing=*]		
Statistics [NW/ W]	[Valid=345 /-] [Invalid=1583 /-]		

File : AGSEC8B

a8bq4: A8BQ4: In general, were your [AGroup_ID] suckling during the time they were bein

Information	[Type= discrete] [Format=numeric] [Range= 0-2] [Missing=*]
Statistics [NW/ W]	[Valid=345 -/] [Invalid=1583 -/]

Value	Label	Cases	Percentage
0	No calf	56	16.2%
1	Intermittent suckling	227	65.8%
2	Continuous suckling	62	18.0%
Sysmiss		1583	

Warning: these figures indicate the number of cases found in the data file. They cannot be interpreted as summary statistics of the population of interest.

a8bq5: A8BQ5: How much of the milk produced by [AGroup_ID] was consumed by your househo

Information	[Type= continuous] [Format=numeric] [Range= 0-1120] [Missing=*]
Statistics [NW/ W]	[Valid=345 -/] [Invalid=1583 -/]

a8bq5_1: A8BQ5_1 How many litres of [AGroup_ID] liquid milk did you sell per day?

Information	[Type= continuous] [Format=numeric] [Range= 0-300] [Missing=*]
Statistics [NW/ W]	[Valid=345 -/] [Invalid=1583 -/]

a8bq6: A8BQ6: How much of the milk produced by [AGroup_ID] did you convert EACH DAY int

Information	[Type= continuous] [Format=numeric] [Range= 0-1008000] [Missing=*]
Statistics [NW/ W]	[Valid=345 -/] [Invalid=1583 -/]

a8bq7: A8BQ7: How much of this production of processed dairy products did you sell per

Information	[Type= continuous] [Format=numeric] [Range= 0-720] [Missing=*]
Statistics [NW/ W]	[Valid=31 -/] [Invalid=1897 -/]

a8bq8: A8BQ8: Where/to whom do you mainly sell your [AGroup_ID] milk?

Information	[Type= discrete] [Format=numeric] [Range= 1-6] [Missing=*]
Statistics [NW/ W]	[Valid=163 -/] [Invalid=1765 -/]

Value	Label	Cases	Percentage
1	Government/LC	0	
2	Private trader in local village/market	40	24.5%
3	Private trader in district market	8	4.9%
4	Consumer at market	33	20.2%
5	Neighbor/ Relative	78	47.9%
6	Other (specify)	4	2.5%
Sysmiss		1765	

Warning: these figures indicate the number of cases found in the data file. They cannot be interpreted as summary statistics of the population of interest.

a8bq9: A8BQ9: How much has this household earned by selling [AGroup_ID] milk AND DAIRY

Information	[Type= continuous] [Format=numeric] [Range= 0-4800000] [Missing=*]
Statistics [NW/ W]	[Valid=163 -/] [Invalid=1765 -/]

a8bq10a: A8BQ10A: Who controls the revenue from this product?

Information	[Type= continuous] [Format=numeric] [Range= 2711001-42902002] [Missing=*]
Statistics [NW/ W]	[Valid=163 -/] [Invalid=1765 -/]

File : AGSEC8B**# a8bq10b: A8BQ10B: Record second household member who controls the revenue from this produ**

Information	[Type= continuous] [Format=numeric] [Range= 3705005-99999999] [Missing=*]
--------------------	---

Statistics [NW/ W]	[Valid=123 /-] [Invalid=1805 /-]
---------------------------	----------------------------------

hh: Unique identifier in 20013/14

Information	[Type= discrete] [Format=character] [Missing=*]
--------------------	---

Statistics [NW/ W]	[Valid=1928 /-] [Invalid=0 /-]
---------------------------	--------------------------------

wgt_X: Cross sectional weight for 2013_2014 panel survey

Information	[Type= continuous] [Format=numeric] [Range= 314.975738525391-6452.8603515625] [Missing=*]
--------------------	---

Statistics [NW/ W]	[Valid=1928 /-] [Invalid=0 /-]
---------------------------	--------------------------------

File : AGSEC8C

HHID: Household ID

Information

[Type= discrete] [Format=numeric] [Range= 1100401-430100401] [Missing=*]

Statistics [NW/ W]

[Valid=1308 /-] [Invalid=0 /-]

AGroup_ID: Animal Groups

Information

[Type= discrete] [Format=numeric] [Range= 101-110] [Missing=*]

Statistics [NW/ W]

[Valid=1308 /-] [Invalid=0 /-]

Value	Label	Cases	Percentage
101	Exotic/Cross - Large Ruminants	0	
102	Exotic/Cross - Small Ruminants	0	
103	Exotic/Cross - Poultry	17	1.3%
104	Exotic/Cross - Pigs	0	
105	Indigenous - Large Ruminants	0	
106	Indigenous - Small Ruminants	0	
107	Indigenous - Poultry	1291	98.7%
108	Indigenous - Pigs	0	
109	Indigenous - Donkeys/Mules	0	
110	Indigenous - Horses	0	

Warning: these figures indicate the number of cases found in the data file. They cannot be interpreted as summary statistics of the population of interest.

a8cq1: A8CQ1: How many [AGroup_ID] laid eggs in the last 3 months?

Information

[Type= continuous] [Format=numeric] [Range= 0-4800] [Missing=*]

Statistics [NW/ W]

[Valid=1308 /-] [Invalid=0 /-]

a8cq2: A8CQ2: How many[AGroup_ID] eggs did you produce in the last 3 months?

Information

[Type= continuous] [Format=numeric] [Range= 0-67500] [Missing=*]

Statistics [NW/ W]

[Valid=789 /-] [Invalid=519 /-]

a8cq3: A8CQ3: How many [AGroup_ID] eggs did you sell in the last 3 months?

Information

[Type= continuous] [Format=numeric] [Range= 0-22497] [Missing=*]

Statistics [NW/ W]

[Valid=788 /-] [Invalid=520 /-]

a8cq4: A8CQ4: Where/to whom do you mainly sell your [AGroup_ID] eggs?

Information

[Type= discrete] [Format=numeric] [Range= 1-6] [Missing=*]

Statistics [NW/ W]

[Valid=49 /-] [Invalid=1259 /-]

Value	Label	Cases	Percentage
1	Government/LC	0	
2	Private trader in local village/market	29	59.2%
3	Private trader in district market	1	2.0%
4	Consumer at market	9	18.4%
5	Neighbor/ Relative	10	20.4%
6	Other (specify)	0	
Sysmiss		1259	

Warning: these figures indicate the number of cases found in the data file. They cannot be interpreted as summary statistics of the population of interest.

a8cq5: A8CQ5: How much has this household earned by selling [AGroup_ID] eggs in the pas

Information

[Type= continuous] [Format=numeric] [Range= 400-6749100] [Missing=*]

- 915 -

File : AGSEC8C	
# a8cq5: A8CQ5: How much has this household earned by selling [AGroup_ID] eggs in the pas	
Statistics [NW/ W]	[Valid=49 /-] [Invalid=1259 /-]
# a8cq6a: A8CQ6A: Who controls the revenue from the [AGroup_ID] eggs?	
Information	[Type= continuous] [Format=numeric] [Range= 4610003-42908001] [Missing=*]
Statistics [NW/ W]	[Valid=49 /-] [Invalid=1259 /-]
# a8cq6b: A8CQ6B: Record second household member who controls the revenue from the eggs.	
Information	[Type= continuous] [Format=numeric] [Range= 5704002-42603003] [Missing=*]
Statistics [NW/ W]	[Valid=36 /-] [Invalid=1272 /-]
# hh: Unique identifier in 20013/14	
Information	[Type= discrete] [Format=character] [Missing=*]
Statistics [NW/ W]	[Valid=1308 /-] [Invalid=0 /-]
# wgt_X: Cross sectional weight for 2013_2014 panel survey	
Information	[Type= continuous] [Format=numeric] [Range= 314.975738525391-6452.8603515625] [Missing=*]
Statistics [NW/ W]	[Valid=1308 /-] [Invalid=0 /-]

File : AGSEC9

HHID: Household ID

Information [Type= discrete] [Format=numeric] [Range= 1100401-430100401] [Missing=*]

Statistics [NW/ W] [Valid=14919 /-] [Invalid=0 /-]

a9q2: Extension services for Agriculture survey

Information [Type= discrete] [Format=numeric] [Range= 1-6] [Missing=*]

Statistics [NW/ W] [Valid=14919 /-] [Invalid=0 /-]

Value	Label	Cases	Percentage
1	National Agriculture Advisory Services (NAADS)	2487	16.7%
2	Input Supplier	2487	16.7%
3	NGO	2487	16.7%
4	Cooperative / Farmers Association	2486	16.7%
5	Large Scale Farmer	2486	16.7%
6	Other extension services	2486	16.7%

Warning: these figures indicate the number of cases found in the data file. They cannot be interpreted as summary statistics of the population of interest.

a9q3: A9Q3:Did anyone in this household receive advice/information for about agricultu

Information [Type= discrete] [Format=numeric] [Range= 1-2] [Missing=*]

Statistics [NW/ W] [Valid=14919 /-] [Invalid=0 /-]

Value	Label	Cases	Percentage
1	Yes	569	3.8%
2	No	14350	96.2%

Warning: these figures indicate the number of cases found in the data file. They cannot be interpreted as summary statistics of the population of interest.

A9Q3_other: Other Services

Information [Type= discrete] [Format=character] [Missing=*]

Statistics [NW/ W] [Valid=13 /-] [Invalid=0 /-]

Value	Label	Cases	Percentage
0		3	23.1%
1		2	15.4%
Small scale farmer.		1	7.7%
dar 2		1	7.7%
district extension worker		1	7.7%
district livelihood support programme		1	7.7%
karitas		2	15.4%
mengo officials		1	7.7%
s/county officials		1	7.7%

Warning: these figures indicate the number of cases found in the data file. They cannot be interpreted as summary statistics of the population of interest.

a9q4a: A9Q4A:Which household members received advice/information?

Information [Type= continuous] [Format=numeric] [Range= 110001-43007001] [Missing=*]

Statistics [NW/ W] [Valid=568 /-] [Invalid=14351 /-]

File : AGSEC9			
# a9q4b: A9Q4B:Which household members received advice/information?			
Information	[Type= continuous] [Format=numeric] [Range= 110004-99999999] [Missing=*]		
Statistics [NW/ W]	[Valid=215 /-] [Invalid=14704 /-]		
# a9q4c: A9Q4C:Which household members received advice/information?			
Information	[Type= continuous] [Format=numeric] [Range= 4010002-99999999] [Missing=*]		
Statistics [NW/ W]	[Valid=45 /-] [Invalid=14874 /-]		
# a9q4d: A9Q4D:Which household members received advice/information?			
Information	[Type= continuous] [Format=numeric] [Range= 9103006-42201004] [Missing=*]		
Statistics [NW/ W]	[Valid=19 /-] [Invalid=14900 /-]		
# a9q5a: A9Q5A:Was the advice from [SOURCE] about Agricultural production ?			
Information	[Type= discrete] [Format=numeric] [Range= 1-2] [Missing=*]		
Statistics [NW/ W]	[Valid=569 /-] [Invalid=14350 /-]		
Value	Label	Cases	Percentage
1	Yes	549	<div></div> 96.5%
2	No	20	<div></div> 3.5%
Sysmiss		14350	
Warning: these figures indicate the number of cases found in the data file. They cannot be interpreted as summary statistics of the population of interest.			
# a9q5b: A9Q5B:Was the advice from [SOURCE] about Agricultural prices?			
Information	[Type= discrete] [Format=numeric] [Range= 1-2] [Missing=*]		
Statistics [NW/ W]	[Valid=568 /-] [Invalid=14351 /-]		
Value	Label	Cases	Percentage
1	Yes	267	<div></div> 47.0%
2	No	301	<div></div> 53.0%
Sysmiss		14351	
Warning: these figures indicate the number of cases found in the data file. They cannot be interpreted as summary statistics of the population of interest.			
# a9q5c: A9Q5C:Was the advice from [SOURCE] about Agricultural processing?			
Information	[Type= discrete] [Format=numeric] [Range= 1-2] [Missing=*]		
Statistics [NW/ W]	[Valid=568 /-] [Invalid=14351 /-]		
Value	Label	Cases	Percentage
1	Yes	166	<div></div> 29.2%
2	No	402	<div></div> 70.8%
Sysmiss		14351	
Warning: these figures indicate the number of cases found in the data file. They cannot be interpreted as summary statistics of the population of interest.			
# a9q5d: A9Q5D:Was the advice from [SOURCE] about crop marketing?			
Information	[Type= discrete] [Format=numeric] [Range= 1-2] [Missing=*]		
Statistics [NW/ W]	[Valid=568 /-] [Invalid=14351 /-]		
Value	Label	Cases	Percentage
1	Yes	203	<div></div> 35.7%
2	No	365	<div></div> 64.3%
Sysmiss		14351	
Warning: these figures indicate the number of cases found in the data file. They cannot be interpreted as summary statistics of the population of interest.			

File : AGSEC9			
# a9q5d_2: A9Q5D2:Was the advice from [SOURCE] about livestock marketing?			
Information	[Type= discrete] [Format=numeric] [Range= 1-2] [Missing=*]		
Statistics [NW/ W]	[Valid=568 /-] [Invalid=14351 /-]		
Value	Label	Cases	Percentage
1	Yes	163	<div><div></div></div> 28.7%
2	No	405	<div><div></div></div> 71.3%
Sysmiss		14351	
<i>Warning: these figures indicate the number of cases found in the data file. They cannot be interpreted as summary statistics of the population of interest.</i>			
# a9q5e: A9Q5E:Was the advice from [SOURCE] about fish production?			
Information	[Type= discrete] [Format=numeric] [Range= 1-2] [Missing=*]		
Statistics [NW/ W]	[Valid=568 /-] [Invalid=14351 /-]		
Value	Label	Cases	Percentage
1	Yes	67	<div><div></div></div> 11.8%
2	No	501	<div><div></div></div> 88.2%
Sysmiss		14351	
<i>Warning: these figures indicate the number of cases found in the data file. They cannot be interpreted as summary statistics of the population of interest.</i>			
# a9q5f: A9Q5F:Was the advice from[SOURCE] about Livestock production (meat)?			
Information	[Type= discrete] [Format=numeric] [Range= 1-2] [Missing=*]		
Statistics [NW/ W]	[Valid=569 /-] [Invalid=14350 /-]		
Value	Label	Cases	Percentage
1	Yes	146	<div><div></div></div> 25.7%
2	No	423	<div><div></div></div> 74.3%
Sysmiss		14350	
<i>Warning: these figures indicate the number of cases found in the data file. They cannot be interpreted as summary statistics of the population of interest.</i>			
# a9q5f_2: A9AQF2:Was the advice from [SOURCE] about Livestock production (milk)?			
Information	[Type= discrete] [Format=character] [Missing=*]		
Statistics [NW/ W]	[Valid=567 /-] [Invalid=0 /-]		
Value	Label	Cases	Percentage
0		85	<div><div></div></div> 15.0%
1		10	<div><div></div></div> 1.8%
2		13	<div><div></div></div> 2.3%
6		1	<div><div></div></div> 0.2%
Fair		1	<div><div></div></div> 0.2%
Good		3	<div><div></div></div> 0.5%
N/A		3	<div><div></div></div> 0.5%
N0		8	<div><div></div></div> 1.4%
NA		7	<div><div></div></div> 1.2%
NO		36	<div><div></div></div> 6.3%
N\A		1	<div><div></div></div> 0.2%
No		41	<div><div></div></div> 7.2%
None		1	<div><div></div></div> 0.2%
YES		15	<div><div></div></div> 2.6%
Yes		18	<div><div></div></div> 3.2%

File : AGSEC9

a9q5f_2: A9AQF2:Was the advice from [SOURCE] about Livestock production (milk)?

Value	Label	Cases	Percentage
good		1	0.2%
n/a		1	0.2%
n0		3	0.5%
n\	a	1	0.2%
nno		1	0.2%
no		212	37.4%
no (2)		7	1.2%
no [2]		1	0.2%
no advice		1	0.2%
none		6	1.1%
not given		1	0.2%
p		1	0.2%
yea		1	0.2%
yes		87	15.3%

Warning: these figures indicate the number of cases found in the data file. They cannot be interpreted as summary statistics of the population of interest.

a9q5g: A9Q5G:Was the advice from[SOURCE] about prevention of Livestock diseases?

Information	[Type= discrete] [Format=numeric] [Range= 1-2] [Missing=*]
Statistics [NW/ W]	[Valid=569 /-] [Invalid=14350 /-]

Value	Label	Cases	Percentage
1	Yes	263	46.2%
2	No	306	53.8%
Sysmiss		14350	

Warning: these figures indicate the number of cases found in the data file. They cannot be interpreted as summary statistics of the population of interest.

a9q6a: A9Q6A:How many times did someone from [SOURCE] visit any of the household's plot

Information	[Type= continuous] [Format=numeric] [Range= 0-76] [Missing=*]
Statistics [NW/ W]	[Valid=568 /-] [Invalid=14351 /-]

a9q6b: A9Q6B:How many times did someone from [SOURCE] visit any of the household's plot

Information	[Type= continuous] [Format=numeric] [Range= 0-30] [Missing=*]
Statistics [NW/ W]	[Valid=568 /-] [Invalid=14351 /-]

a9q7: A9Q7:How many times did anyone in the household visit the [SOURCE] in the past 1

Information	[Type= continuous] [Format=numeric] [Range= 0-52] [Missing=*]
Statistics [NW/ W]	[Valid=568 /-] [Invalid=14351 /-]

a9q8: A9Q8:Did anyone in the household pay anything in order to receive any type of ad

Information	[Type= discrete] [Format=numeric] [Range= 1-2] [Missing=*]
Statistics [NW/ W]	[Valid=568 /-] [Invalid=14351 /-]

Value	Label	Cases	Percentage
1	Yes	34	6.0%
2	No	534	94.0%
Sysmiss		14351	

Warning: these figures indicate the number of cases found in the data file. They cannot be interpreted as summary statistics of the population of interest.

File : AGSEC9

a9q9: A9Q9:How much was paid? (shs)

Information	[Type= continuous] [Format=numeric] [Range= 0-40000] [Missing=*]
-------------	--

Statistics [NW/ W]	[Valid=34 /-] [Invalid=14885 /-]
--------------------	----------------------------------

a9q10: A9Q10:How would you rate the advice received?

Information	[Type= discrete] [Format=numeric] [Range= 1-3] [Missing=*]
-------------	--

Statistics [NW/ W]	[Valid=568 /-] [Invalid=14351 /-]
--------------------	-----------------------------------

Value	Label	Cases	Percentage
1	Good	392	69.0%
2	Average	132	23.2%
3	Bad	44	7.7%
Sysmiss		14351	

Warning: these figures indicate the number of cases found in the data file. They cannot be interpreted as summary statistics of the population of interest.

hh: Unique identifier in 20013/14

Information	[Type= discrete] [Format=character] [Missing=*]
-------------	---

Statistics [NW/ W]	[Valid=14919 /-] [Invalid=0 /-]
--------------------	---------------------------------

wgt_X: Cross sectional weight for 2013_2014 panel survey

Information	[Type= continuous] [Format=numeric] [Range= 314.975738525391-6452.8603515625] [Missing=*]
-------------	---

Statistics [NW/ W]	[Valid=14919 /-] [Invalid=0 /-]
--------------------	---------------------------------

File : AGSEC9A			
# HHID: Household ID			
Information		[Type= discrete] [Format=numeric] [Range= 1100401-430100401] [Missing=*]	
Statistics [NW/ W]		[Valid=2487 /-] [Invalid=0 /-]	
# a9q11: A9Q11:Are you informed of training programs organized by NAADS?			
Information		[Type= discrete] [Format=numeric] [Range= 1-2] [Missing=*]	
Statistics [NW/ W]		[Valid=2487 /-] [Invalid=0 /-]	
Value	Label	Cases	Percentage
1	Yes	1608	<div></div> 64.7%
2	No	879	<div></div> 35.3%
Warning: these figures indicate the number of cases found in the data file. They cannot be interpreted as summary statistics of the population of interest.			
# a9q12: A9Q12:Has any member of your household participated in a training program organi			
Information		[Type= discrete] [Format=numeric] [Range= 1-2] [Missing=*]	
Statistics [NW/ W]		[Valid=1608 /-] [Invalid=879 /-]	
Value	Label	Cases	Percentage
1	Yes	369	<div></div> 22.9%
2	No	1239	<div></div> 77.1%
Sysmiss		879	
Warning: these figures indicate the number of cases found in the data file. They cannot be interpreted as summary statistics of the population of interest.			
# a9q13: A9Q13:Are you informed of farmers' groups established under the farmer instituti			
Information		[Type= discrete] [Format=numeric] [Range= 1-2] [Missing=*]	
Statistics [NW/ W]		[Valid=2487 /-] [Invalid=0 /-]	
Value	Label	Cases	Percentage
1	Yes	947	<div></div> 38.1%
2	No	1540	<div></div> 61.9%
Warning: these figures indicate the number of cases found in the data file. They cannot be interpreted as summary statistics of the population of interest.			
# a9q14: A9Q14:Is any member your household a member of such a farmers' group?			
Information		[Type= discrete] [Format=numeric] [Range= 1-2] [Missing=*]	
Statistics [NW/ W]		[Valid=947 /-] [Invalid=1540 /-]	
Value	Label	Cases	Percentage
1	Yes	245	<div></div> 25.9%
2	No	702	<div></div> 74.1%
Sysmiss		1540	
Warning: these figures indicate the number of cases found in the data file. They cannot be interpreted as summary statistics of the population of interest.			
# a9q15: A9Q15:Are you informed of NAADS initiatives to prioritize enterprises to demand			
Information		[Type= discrete] [Format=numeric] [Range= 1-2] [Missing=*]	
Statistics [NW/ W]		[Valid=2487 /-] [Invalid=0 /-]	
Value	Label	Cases	Percentage
1	Yes	423	<div></div> 17.0%
2	No	2064	<div></div> 83.0%
Warning: these figures indicate the number of cases found in the data file. They cannot be interpreted as summary statistics of the population of interest.			

File : AGSEC9A

a9q16: A9Q16:Has any member of your household participated in such initiatives in the p

Information	[Type= discrete] [Format=numeric] [Range= 1-2] [Missing=*]
Statistics [NW/ W]	[Valid=422 /-] [Invalid=2065 /-]

Value	Label	Cases	Percentage
1	Yes	142	33.6%
2	No	280	66.4%
Sysmiss		2065	

Warning: these figures indicate the number of cases found in the data file. They cannot be interpreted as summary statistics of the population of interest.

hh: Unique identifier in 20013/14

Information	[Type= discrete] [Format=character] [Missing=*]
Statistics [NW/ W]	[Valid=2487 /-] [Invalid=0 /-]

wgt_X: Cross sectional weight for 2013_2014 panel survey

Information	[Type= continuous] [Format=numeric] [Range= 314.975738525391-6452.8603515625] [Missing=*]
Statistics [NW/ W]	[Valid=2487 /-] [Invalid=0 /-]

File : AGSEC10				
# HHID: Household ID				
Information		[Type= discrete] [Format=numeric] [Range= 1100401-430100401] [Missing=*]		
Statistics [NW/ W]		[Valid=54711 /-] [Invalid=0 /-]		
# A10itemcod: Farm Implements				
Information		[Type= discrete] [Format=numeric] [Range= 1-23] [Missing=*]		
Statistics [NW/ W]		[Valid=54711 /-] [Invalid=0 /-]		
Value	Label	Cases	Percentage	
1	Hoe	2487	<div></div>	4.5%
2	Ploughs	2486	<div></div>	4.5%
3	Pangas	2487	<div></div>	4.5%
4	Slashers	2487	<div></div>	4.5%
5	Wheel barrows	2487	<div></div>	4.5%
6	Tractor	2487	<div></div>	4.5%
7	Watering cans	2487	<div></div>	4.5%
8	Pruning knives	2486	<div></div>	4.5%
9	Pruning Saws	2487	<div></div>	4.5%
10	Chain/band Saws	2487	<div></div>	4.5%
11	Sheller	2487	<div></div>	4.5%
12	Spade	2487	<div></div>	4.5%
13	Fork hoe	2487	<div></div>	4.5%
14	Animal-drawn plough	2487	<div></div>	4.5%
15	Trailer	2486	<div></div>	4.5%
16	Harrow/Cultivator	2487	<div></div>	4.5%
17	Weeder	2487	<div></div>	4.5%
18	Planter	2487	<div></div>	4.5%
19	Sprayer	2487	<div></div>	4.5%
20	Pail	2487	<div></div>	4.5%
21	Milk can	2487	<div></div>	4.5%
22	Other farm implements/machinery	2487	<div></div>	4.5%
23	Animal-drawn cart	0		
Warning: these figures indicate the number of cases found in the data file. They cannot be interpreted as summary statistics of the population of interest.				
# Farm_Implement: Did your household own, use or rent/borrow any of the following farm implements				
Information		[Type= discrete] [Format=numeric] [Range= 1-2] [Missing=*]		
Statistics [NW/ W]		[Valid=54711 /-] [Invalid=0 /-]		
Value	Label	Cases	Percentage	
1	Yes	7311	<div></div>	13.4%
2	No	47400	<div></div>	86.6%
Warning: these figures indicate the number of cases found in the data file. They cannot be interpreted as summary statistics of the population of interest.				
# A10Q1_other: Other Implements/Machinery (specify type)				
Information		[Type= discrete] [Format=character] [Missing=*]		
Statistics [NW/ W]		[Valid=285 /-] [Invalid=0 /-]		
Value	Label	Cases	Percentage	
1		10	<div></div>	3.5%

File : AGSEC10

A10Q1_other: Other Implements/Machinery (specify type)

Value	Label	Cases	Percentage
AXE		37	13.0%
AXE & RAKE		1	0.4%
Axe		24	8.4%
Hand axe		1	0.4%
OX PLOUGH		1	0.4%
Pick Axe		1	0.4%
RAKE		2	0.7%
Rake		2	0.7%
ax3		1	0.4%
axe		190	66.7%
axe and rake		1	0.4%
coffee miller		1	0.4%
knife		1	0.4%
mower lawn		1	0.4%
peak axe		2	0.7%
pick axe		1	0.4%
poultry food troughs		1	0.4%
rake		1	0.4%
shovels		1	0.4%
sickle		5	1.8%

Warning: these figures indicate the number of cases found in the data file. They cannot be interpreted as summary statistics of the population of interest.

a10q1: A10Q1:How many [ITEM] does your household currently own?

Information	[Type= discrete] [Format=numeric] [Range= 0-20] [Missing=*]
Statistics [NW/ W]	[Valid=7310 /-] [Invalid=47401 /-]

Value	Label	Cases	Percentage
0		505	6.9%
1		3579	49.0%
2		1567	21.4%
3		700	9.6%
4		426	5.8%
5		233	3.2%
6		131	1.8%
7		72	1.0%
8		41	0.6%
9		16	0.2%
10		29	0.4%
12		5	0.1%
13		1	0.0%
14		3	0.0%
15		1	0.0%
20		1	0.0%
Sysmiss		47401	

File : AGSEC10

a10q1: A10Q1:How many [ITEM] does your household currently own?

Warning: these figures indicate the number of cases found in the data file. They cannot be interpreted as summary statistics of the population of interest.

a10q2: A10Q2:What is the total estimated value of all [ITEM] owned by your household?

Information [Type= continuous] [Format=numeric] [Range= 0-300000000] [Missing=*]

Statistics [NW/ W] [Valid=6805 /-] [Invalid=47906 /-]

a10q3: A10Q3:How many [ITEM] did your household own exactly 12 months ago?

Information [Type= continuous] [Format=numeric] [Range= 0-44] [Missing=*]

Statistics [NW/ W] [Valid=7307 /-] [Invalid=47404 /-]

a10q4: A10Q4:Did your household use the [ITEM] during the last 12 months?

Information [Type= discrete] [Format=numeric] [Range= 1-2] [Missing=*]

Statistics [NW/ W] [Valid=7307 /-] [Invalid=47404 /-]

Value	Label	Cases	Percentage
1	Yes	7183	98.3%
2	No	124	1.7%
Sysmiss		47404	

Warning: these figures indicate the number of cases found in the data file. They cannot be interpreted as summary statistics of the population of interest.

a10q5: A10Q5:What was the main reason for not using the [ITEM]?

Information [Type= discrete] [Format=numeric] [Range= 1-5] [Missing=*]

Statistics [NW/ W] [Valid=124 /-] [Invalid=54587 /-]

Value	Label	Cases	Percentage
1	No need for one	83	66.9%
2	Needs repairs	17	13.7%
3	Lent to others	7	5.6%
4	Rented to others	0	
5	Other (Specify)	17	13.7%
Sysmiss		54587	

Warning: these figures indicate the number of cases found in the data file. They cannot be interpreted as summary statistics of the population of interest.

a10q6: A10Q6:Did your household rent or borrow any [ITEM] during the last 12 months?

Information [Type= discrete] [Format=numeric] [Range= 1-2] [Missing=*]

Statistics [NW/ W] [Valid=7182 /-] [Invalid=47529 /-]

Value	Label	Cases	Percentage
1	Yes	1088	15.1%
2	No	6094	84.9%
Sysmiss		47529	

Warning: these figures indicate the number of cases found in the data file. They cannot be interpreted as summary statistics of the population of interest.

a10q7: A10Q7:How many [ITEM] did your household rent or borrow during the last 12 month

Information [Type= continuous] [Format=numeric] [Range= 1-48] [Missing=*]

Statistics [NW/ W] [Valid=1088 /-] [Invalid=53623 /-]

a10q8: A10Q8:How much did your household pay to rent or borrow [ITEM] during the last 1

Information [Type= continuous] [Format=numeric] [Range= 0-320000] [Missing=*]

Statistics [NW/ W] [Valid=1088 /-] [Invalid=53623 /-]

File : AGSEC10	
# hh: Unique identifier in 20013/14	
Information	[Type= discrete] [Format=character] [Missing=*]
Statistics [NW/ W]	[Valid=54711 /-] [Invalid=0 /-]
# wgt_X: Cross sectional weight for 2013_2014 panel survey	
Information	[Type= continuous] [Format=numeric] [Range= 314.975738525391-6452.8603515625] [Missing=*]
Statistics [NW/ W]	[Valid=54711 /-] [Invalid=0 /-]

File : AGSEC11			
# HHID: Household ID			
Information	[Type= discrete] [Format=numeric] [Range= 1100401-430100401] [Missing=*]		
Statistics [NW/ W]	[Valid=3607 /-] [Invalid=0 /-]		
# AGroup_ID: Animal Groups			
Information	[Type= discrete] [Format=numeric] [Range= 101-110] [Missing=*]		
Statistics [NW/ W]	[Valid=3607 /-] [Invalid=0 /-]		
Value	Label	Cases	Percentage
101	Exotic/Cross - Large Ruminants	150	<div><div></div>4.2%</div>
102	Exotic/Cross - Small Ruminants	32	<div><div></div>0.9%</div>
103	Exotic/Cross - Poultry	17	<div><div></div>0.5%</div>
104	Exotic/Cross - Pigs	10	<div><div></div>0.3%</div>
105	Indigenous - Large Ruminants	642	<div><div></div>17.8%</div>
106	Indigenous - Small Ruminants	1112	<div><div></div>30.8%</div>
107	Indigenous - Poultry	1291	<div><div></div>35.8%</div>
108	Indigenous - Pigs	350	<div><div></div>9.7%</div>
109	Indigenous - Donkeys/Mules	2	<div><div></div>0.1%</div>
110	Indigenous - Horses	1	<div><div></div>0.0%</div>
Warning: these figures indicate the number of cases found in the data file. They cannot be interpreted as summary statistics of the population of interest.			
# a11q1a: A11Q1A: Has this household made any use of the dung produced by your livestock i			
Information	[Type= discrete] [Format=numeric] [Range= 1-7] [Missing=*]		
Statistics [NW/ W]	[Valid=3598 /-] [Invalid=9 /-]		
Value	Label	Cases	Percentage
1	Manure	1070	<div><div></div>29.7%</div>
2	Fuel (cooking)	2	<div><div></div>0.1%</div>
3	Feed to other animals	0	<div><div></div></div>
4	Construction of building	96	<div><div></div>2.7%</div>
5	Sales	6	<div><div></div>0.2%</div>
6	No, no use	2417	<div><div></div>67.2%</div>
7	Other (specify)	7	<div><div></div>0.2%</div>
Sysmiss		9	
Warning: these figures indicate the number of cases found in the data file. They cannot be interpreted as summary statistics of the population of interest.			
# a11q1b: A11Q1B: Has this household made any use of the dung produced by your livestock i			
Information	[Type= discrete] [Format=numeric] [Range= 1-7] [Missing=*]		
Statistics [NW/ W]	[Valid=3573 /-] [Invalid=34 /-]		
Value	Label	Cases	Percentage
1	Manure	724	<div><div></div>20.3%</div>
2	Fuel (cooking)	2	<div><div></div>0.1%</div>
3	Feed to other animals	2	<div><div></div>0.1%</div>
4	Construction of building	89	<div><div></div>2.5%</div>
5	Sales	6	<div><div></div>0.2%</div>
6	No, no use	2741	<div><div></div>76.7%</div>
7	Other (specify)	9	<div><div></div>0.3%</div>
Sysmiss		34	

File : AGSEC11

a11q1b: A11Q1B: Has this household made any use of the dung produced by your livestock i

Warning: these figures indicate the number of cases found in the data file. They cannot be interpreted as summary statistics of the population of interest.

a11q1c: A11Q1C: What was the total value from the sales of dung from this livestock type

Information [Type= continuous] [Format=numeric] [Range= 7000-280000] [Missing=*]

Statistics [NW/ W] [Valid=8 /-] [Invalid=3599 /-]

a11q2: A11Q2: Has this household used any of its [AGroup_ID] for its own transport (per

Information [Type= discrete] [Format=numeric] [Range= 1-2] [Missing=*]

Statistics [NW/ W] [Valid=1939 /-] [Invalid=1668 /-]

Value	Label	Cases	Percentage
1	Yes	70	3.6%
2	No	1869	96.4%
Sysmiss		1668	

Warning: these figures indicate the number of cases found in the data file. They cannot be interpreted as summary statistics of the population of interest.

a11q3: A11Q3:Has this household used any of its [AGroup_ID] for ploughing its own field

Information [Type= discrete] [Format=numeric] [Range= 1-2] [Missing=*]

Statistics [NW/ W] [Valid=1923 /-] [Invalid=1684 /-]

Value	Label	Cases	Percentage
1	Yes	175	9.1%
2	No	1748	90.9%
Sysmiss		1684	

Warning: these figures indicate the number of cases found in the data file. They cannot be interpreted as summary statistics of the population of interest.

a11q4: A11Q4: Has this household used any of its [AGroup_ID] to provide transport or pl

Information [Type= discrete] [Format=numeric] [Range= 1-2] [Missing=*]

Statistics [NW/ W] [Valid=1923 /-] [Invalid=1684 /-]

Value	Label	Cases	Percentage
1	Yes	66	3.4%
2	No	1857	96.6%
Sysmiss		1684	

Warning: these figures indicate the number of cases found in the data file. They cannot be interpreted as summary statistics of the population of interest.

a11q5: A11Q5: How much has this household earned in cash / kind by providing draught po

Information [Type= continuous] [Format=numeric] [Range= 0-400000] [Missing=*]

Statistics [NW/ W] [Valid=66 /-] [Invalid=3541 /-]

hh: Unique identifier in 20013/14

Information [Type= discrete] [Format=character] [Missing=*]

Statistics [NW/ W] [Valid=3607 /-] [Invalid=0 /-]

wgt_X: Cross sectional weight for 2013_2014 panel survey

Information [Type= continuous] [Format=numeric] [Range= 314.975738525391-6452.8603515625] [Missing=*]

Statistics [NW/ W] [Valid=3607 /-] [Invalid=0 /-]

File : CSEC1A			
# HHID: Household Unique Identifier in 2013/14			
Information	[Type= discrete] [Format=character] [Missing=*]		
Statistics [NW/ W]	[Valid=3388 /-] [Invalid=0 /-]		
# HHID_old: Household Identifier to Link Data to Previous Waves (2005/06 - 2011/12)			
Information	[Type= discrete] [Format=numeric] [Range= 1013000201-3.0108300200205e+15] [Missing=*]		
Statistics [NW/ W]	[Valid=1957 /-] [Invalid=1437 /-]		
# rotate: Household Rotation Status			
Information	[Type= discrete] [Format=numeric] [Range= 0-2] [Missing=*]		
Statistics [NW/ W]	[Valid=3388 /-] [Invalid=6 /-]		
Value	Label	Cases	Percentage
0	rotated in 2013/14	1152	<div><div></div></div> 34.0%
1	Covered in wave 2011/12	2236	<div><div></div></div> 66.0%
2	split-off in 2013/14	0	
Sysmiss		6	
Warning: these figures indicate the number of cases found in the data file. They cannot be interpreted as summary statistics of the population of interest.			
# result_code: Interview completion status			
Information	[Type= discrete] [Format=numeric] [Range= 1-3] [Missing=*]		
Statistics [NW/ W]	[Valid=3381 /-] [Invalid=13 /-]		
Value	Label	Cases	Percentage
1	Completed	3371	<div><div></div></div> 99.7%
2	Partially done	10	<div><div></div></div> 0.3%
3	Not done	0	
Sysmiss		13	
Warning: these figures indicate the number of cases found in the data file. They cannot be interpreted as summary statistics of the population of interest.			
# h1aq1a: District of residence in 2013/14			
Information	[Type= continuous] [Format=numeric] [Range= 101-426] [Missing=*]		
Statistics [NW/ W]	[Valid=3386 /-] [Invalid=8 /-]		
# h1aq3a: County/Subcounty of Residence in 2013/14			
Information	[Type= continuous] [Format=numeric] [Range= 101204-426111] [Missing=*]		
Statistics [NW/ W]	[Valid=3386 /-] [Invalid=8 /-]		
# h1aq3b: LC2 Name in 2013/14			
Information	[Type= discrete] [Format=character] [Missing=*]		
Statistics [NW/ W]	[Valid=3386 /-] [Invalid=0 /-]		
Value	Label	Cases	Percentage
Abanga		2	<div><div></div></div> 0.1%
Aber		1	<div><div></div></div> 0.0%
Abia		3	<div><div></div></div> 0.1%
Aboke		13	<div><div></div></div> 0.4%
Abongomola		10	<div><div></div></div> 0.3%
Acaba		10	<div><div></div></div> 0.3%
Adeknino		9	<div><div></div></div> 0.3%

File : CSEC1A

h1aq3b: LC2 Name in 2013/14

Value	Label	Cases	Percentage
Adekokwok		2	0.1%
Adumi		10	0.3%
Adwari		1	0.0%
Adyel		1	0.0%
Agwata		8	0.2%
Agwingiri		2	0.1%
Aii-vu		1	0.0%
Ajia		1	0.0%
Akokoro		11	0.3%
Akoromit		20	0.6%
Alebtong Tc		10	0.3%
Alerek		10	0.3%
Alito		48	1.4%
Aloi		1	0.0%
Amugu		10	0.3%
Apac		2	0.1%
Apac Tc		5	0.1%
Apala		5	0.1%
Aputi		10	0.3%
Arapai		16	0.5%
Arinyapi		1	0.0%
Ariwa		8	0.2%
Aroi		9	0.3%
Aromo		6	0.2%
Arwotcek		1	0.0%
Asuret		1	0.0%
Atanga		1	0.0%
Atiira		1	0.0%
Atutur		2	0.1%
Atyak		3	0.1%
Awach		2	0.1%
Awei		10	0.3%
Awere		1	0.0%
Bagezza		2	0.1%
Baitambogwe		18	0.5%
Bala		2	0.1%
Balawoli		3	0.1%
Bar Dege Division		1	0.0%
Barr		1	0.0%
Bbaale		1	0.0%
Bigasa		9	0.3%
Bihanga		1	0.0%
Bileafe		7	0.2%

File : CSEC1A

h1aq3b: LC2 Name in 2013/14

Value	Label	Cases	Percentage
Binyiny		10	0.3%
Bireere		11	0.3%
Bisheshe		13	0.4%
Bobi		13	0.4%
Bombo Town Council		1	0.0%
Bubaare		10	0.3%
Bubutu		1	0.0%
Budondo		31	0.9%
Budongo		4	0.1%
Bududa.		10	0.3%
Bugamba		1	0.0%
Bugambe		8	0.2%
Bugangari		10	0.3%
Bugaya		11	0.3%
Bugembe Town Council		8	0.2%
Bugiri Tc		1	0.0%
Bugondo		11	0.3%
Bugongi		1	0.0%
Bugoye		12	0.4%
Buhanika		9	0.3%
Buheesi		1	0.0%
Buhugu		3	0.1%
Bujumbura Division		7	0.2%
Bukabooli		9	0.3%
Bukhulo		1	0.0%
Bukiise		1	0.0%
Bukooma		1	0.0%
Bukusu		10	0.3%
Bukuya		1	0.0%
Bulaago		9	0.3%
Bulamagi		19	0.6%
Bulesa		12	0.4%
Bumalimba		7	0.2%
Bumbaire		1	0.0%
Bumwoni		1	0.0%
Bunabwana		2	0.1%
Bungatira		11	0.3%
Burere		1	0.0%
Busakira		1	0.0%
Busanza		12	0.4%
Busedde		9	0.3%

File : CSEC1A

h1aq3b: LC2 Name in 2013/14

Value	Label	Cases	Percentage
Bushiribo.		1	0.0%
Busimbi		9	0.3%
Busukuma		1	0.0%
Buswale		1	0.0%
Butagaya		9	0.3%
Buteba		10	0.3%
Butenga		1	0.0%
Butunduzi Tc		9	0.3%
Buwalasi		8	0.2%
Buwama		20	0.6%
Buwasa		2	0.1%
Buwenge		2	0.1%
Buwunga		27	0.8%
Buyende		1	0.0%
Buyende Town Council		21	0.6%
Buyengo		1	0.0%
Buyinja		21	0.6%
Bwambara		8	0.2%
Bweyale Tc		2	0.1%
Bwikara		10	0.3%
Central		5	0.1%
Central Division		20	0.6%
Chawente		1	0.0%
Chegere		11	0.3%
Dadamu		9	0.3%
Division B		1	0.0%
Dokolo Tc		9	0.3%
Eastern Division		9	0.3%
Galiraaya		10	0.3%
Gimara		15	0.4%
Goma Division		2	0.1%
Gweri		9	0.3%
Ibanda Town Council		13	0.4%
Ibuje		11	0.3%
Iceme		8	0.2%
Ikumba		1	0.0%
Ikumbya		12	0.4%
Imanyiro		1	0.0%
Industrial Division		11	0.3%
Inomo		1	0.0%
Ishaka Division		1	0.0%











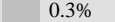





























File : CSEC1A

h1aq3b: LC2 Name in 2013/14

Value	Label	Cases	Percentage
Ishongororo		10	0.3%
Ishongororo Tc		11	0.3%
Isingiro Town Council		8	0.2%
Itojo		1	0.0%
Itula		11	0.3%
Kaabong West		16	0.5%
Kaberamaido Town Council		1	0.0%
Kabingo		1	0.0%
Kabonera		3	0.1%
Kabulasoke		1	0.0%
Kabweeza-kyegegwa		8	0.2%
Kabwohe Town Council		1	0.0%
Kacheera		8	0.2%
Kachonga		21	0.6%
Kachumbala		26	0.8%
Kagadi Tc		3	0.1%
Kagamba		10	0.3%
Kagango		10	0.3%
Kagulu		12	0.4%
Kahoora Division		1	0.0%
Kakiika		6	0.2%
Kakindo		9	0.3%
Kakindu		10	0.3%
Kakira Town Council		1	0.0%
Kakoba		45	1.3%
Kakooge		1	0.0%
Kakuuto		1	0.0%
Kalagala		9	0.3%
Kalamba		10	0.3%
Kalangalo		10	0.3%
Kaliiro		1	0.0%
Kalisizo		1	0.0%
Kalungu		10	0.3%
Kalwana		7	0.2%
Kambuga		1	0.0%
Kamdini		11	0.3%
Kameke		40	1.2%
Kamuda		1	0.0%
Kamukuzi		2	0.1%

File : CSEC1A

h1aq3b: LC2 Name in 2013/14

Value	Label	Cases	Percentage
Kamuli Town Council		11	 0.3%
Kanyum		32	 0.9%
Kapeeka		11	 0.3%
Kapeke		1	 0.0%
Kapir		1	 0.0%
Kapyanga		1	 0.0%
Karugutu		10	 0.3%
Kasaali		1	 0.0%
Kasambya		8	 0.2%
Kasanje		1	 0.0%
Kasawo		21	 0.6%
Kashambya		10	 0.3%
Kashare		1	 0.0%
Kashenshero Town Council		2	 0.1%
Kasiita		10	 0.3%
Kassanda		2	 0.1%
Katabi		18	 0.5%
Katenga		1	 0.0%
Kateta		2	 0.1%
Kathile		11	 0.3%
Katooke		9	 0.3%
Katrini		1	 0.0%
Katwe/butego		1	 0.0%
Kawempe Division		40	 1.2%
Kawolo		12	 0.4%
Kayunga		5	 0.1%
Kayunga Town Council		11	 0.3%
Kazo		1	 0.0%
Kei		9	 0.3%
Kenshunga		1	 0.0%
Kibale		1	 0.0%
Kibatsi		7	 0.2%
Kibiga		10	 0.3%
Kibiito		10	 0.3%
Kiboga Town Council		5	 0.1%
Kicwamba		10	 0.3%
Kidongole		2	 0.1%
Kiganda		1	 0.0%
Kigandalo		6	 0.2%
Kigorobyia Tc		1	 0.0%

File : CSEC1A

h1aq3b: LC2 Name in 2013/14

Value	Label	Cases	Percentage
Kijomoro		1	0.0%
Kijongo		1	0.0%
Kikaatsi		9	0.3%
Kikyenkye		10	0.3%
Kikyusa		10	0.3%
Kimaanya/ kyabakuza		1	0.0%
Kira Town Council		37	1.1%
Kirika		1	0.0%
Kiringente		1	0.0%
Kirumba		7	0.2%
Kisekka		21	0.6%
Kisojo		10	0.3%
Kitanda		1	0.0%
Kitgum Tc		3	0.1%
Kitimbwa		10	0.3%
Kitoba		17	0.5%
Kitumbi		10	0.3%
Kitwe Town Council		9	0.3%
Koboko Tc		8	0.2%
Koro		1	0.0%
Kotido		6	0.2%
Kotido Tc		22	0.6%
Kotomol		1	0.0%
Kucwiny		1	0.0%
Kumi		1	0.0%
Kumi Tc		5	0.1%
Kuru		1	0.0%
Kyalulangira		10	0.3%
Kyamulibwa		1	0.0%
Kyanamira		11	0.3%
Kyangwali		9	0.3%
Kyangyenyi		1	0.0%
Kyannamukaaka		1	0.0%
Kyazanga		15	0.4%
Kyazanga Town Council		11	0.3%
Kyebe		10	0.3%
Kyeizooba		10	0.3%
Kyere		5	0.1%
Kyesiiga		8	0.2%
Kyondo		10	0.3%








































File : CSEC1A

h1aq3b: LC2 Name in 2013/14

Value	Label	Cases	Percentage
Kyotera Town Council		9	0.3%
Labongo Amida		1	0.0%
Labongo Layamo		1	0.0%
Laguti		10	0.3%
Lake Katwe		12	0.4%
Laroo Division		4	0.1%
Layibi Division		1	0.0%
Lefori		1	0.0%
Lira		1	0.0%
Lira Palwo		10	0.3%
Lobule		10	0.3%
Lodonga		1	0.0%
Logiri		9	0.3%
Lorengedwat		7	0.2%
Loro		13	0.4%
Lotome		9	0.3%
Lubaga Division		102	3.0%
Lugazi Town Council		9	0.3%
Lukaya Town Council		7	0.2%
Lunyo		1	0.0%
Lusha		10	0.3%
Luuka Town Council		1	0.0%
Lwabenge		10	0.3%
Lwakhakha Town Council		10	0.3%
Lwamagwa		9	0.3%
Lwamata		4	0.1%
Lwankoni		1	0.0%
Lwebitakuli		19	0.6%
Lyantonde		1	0.0%
Lyantonde Tc		3	0.1%
Maanyi		9	0.3%
Magale		49	1.4%
Mahyoro		1	0.0%
Makidye - ssabagabo		9	0.3%
Makindye Division		40	1.2%
Malaba Tc		1	0.0%
Malera		1	0.0%
Malongo		10	0.3%

File : CSEC1A

h1aq3b: LC2 Name in 2013/14

Value	Label	Cases	Percentage
Maracha Town Council		8	 0.2%
Masese/walukuba		5	 0.1%
Masha		1	 0.0%
Matale		1	 0.0%
Mateete		1	 0.0%
Mazinga		3	 0.1%
Merikit		10	 0.3%
Metu		10	 0.3%
Midia		10	 0.3%
Minakulu		1	 0.0%
Mitooma Town Council		10	 0.3%
Mityana Town Council		8	 0.2%
Molo		10	 0.3%
Moruita		1	 0.0%
Moyo		1	 0.0%
Moyo Tc		1	 0.0%
Mpara		1	 0.0%
Mpeefu		1	 0.0%
Mubende Town Council		10	 0.3%
Mucwini		3	 0.1%
Muduuma		9	 0.3%
Mugusu		10	 0.3%
Muhokya		9	 0.3%
Muko		1	 0.0%
Mukongoro		1	 0.0%
Mukuju		1	 0.0%
Mulanda		10	 0.3%
Mutunda		1	 0.0%
Mwizi		1	 0.0%
Myene		1	 0.0%
Nabigasa		1	 0.0%
Nabukalu		8	 0.2%
Nabweru		1	 0.0%
Nabwigulu		10	 0.3%
Nadunget		10	 0.3%
Nairambi		7	 0.2%
Najjembe		1	 0.0%
Nakalama		7	 0.2%
Nakapiripirit Town Council		14	 0.4%

File : CSEC1A

h1aq3b: LC2 Name in 2013/14

Value	Label	Cases	Percentage
Nakatsi.		8	0.2%
Nakawa Division		49	1.4%
Nalutuntu		1	0.0%
Nama		12	0.4%
Namalemba		1	0.0%
Namasagali		13	0.4%
Namasale		1	0.0%
Namayumba Town Council		1	0.0%
Nambeiso		3	0.1%
Namboko		9	0.3%
Namungo		1	0.0%
Namutumba		11	0.3%
Namutumba Town Council		1	0.0%
Namwendwa		1	0.0%
Nangabo		9	0.3%
Nankoma		1	0.0%
Nansana Town Council		8	0.2%
Nawaikoke		10	0.3%
Nawampiti		1	0.0%
Nawandala		1	0.0%
Ndagwe		9	0.3%
Ndaiga		1	0.0%
Ndeija		9	0.3%
Ndhew		1	0.0%
Nebbi		18	0.5%
Nebbi Town Council		7	0.2%
Ngai		2	0.1%
Ngarama		9	0.3%
Ngetta		21	0.6%
Ngoma		10	0.3%
Ngora		1	0.0%
Njeru Town Council		16	0.5%
Northern Division		24	0.7%
Nsangi		10	0.3%
Ntara		1	0.0%
Ntunda		1	0.0%
Ntusi		9	0.3%
Ntwete		3	0.1%
Ntwetwe Tc		4	0.1%

File : CSEC1A

h1aq3b: LC2 Name in 2013/14

Value	Label	Cases	Percentage
Nyabubare		13	0.4%
Nyabuharwa		9	0.3%
Nyakayojo		1	0.0%
Nyakishana		12	0.4%
Nyakishenyi		18	0.5%
Nyakitunda		16	0.5%
Nyakyera		13	0.4%
Nyamitanga		3	0.1%
Nyamwamba Division		10	0.3%
Nyankwanzi		10	0.3%
Nyapea		1	0.0%
Nyarubuye		10	0.3%
Nyarusiza		10	0.3%
Nyendo-ssenyange		1	0.0%
Nyenga		31	0.9%
Nyero		1	0.0%
Ogur		3	0.1%
Ogwette		2	0.1%
Ojwina		4	0.1%
Okwang		1	0.0%
Okwerodot		9	0.3%
Olilm		10	0.3%
Omiya Anyima		1	0.0%
Omot		10	0.3%
Omugo		20	0.6%
Ongino		15	0.4%
Osukuru		2	0.1%
Otwal		3	0.1%
Pabo		1	0.0%
Padibe West		1	0.0%
Paidha Tc		20	0.6%
Paimol		1	0.0%
Pakanyi		4	0.1%
Pakwach		9	0.3%
Panyimur		1	0.0%
Patiko		1	0.0%
Pawor		1	0.0%
Paya		1	0.0%
Pece Division		14	0.4%
Rengen		9	0.3%
Rhino Camp		1	0.0%
Rigbo		1	0.0%

File : CSEC1A

h1aq3b: LC2 Name in 2013/14

Value	Label	Cases	Percentage
River Oli		1	0.0%
Rubaare		9	0.3%
Rubaya		1	0.0%
Rubongi		8	0.2%
Rugando		1	0.0%
Rugyeyo		10	0.3%
Ruhaama		1	0.0%
Ruhinda		1	0.0%
Rukiri		15	0.4%
Rupa		1	0.0%
Ruyonza		10	0.3%
Rwanyamahembe		1	0.0%
Rwengwe		12	0.4%
Seeta-namuganga		1	0.0%
Serere Town Council		1	0.0%
Shuuku		1	0.0%
Sidok		10	0.3%
Sigulu Islands		8	0.2%
Sironko Tc		7	0.2%
Sisuni		13	0.4%
Soroti		11	0.3%
South Division		1	0.0%
Southern Division		11	0.3%
Ssekanyonyi		7	0.2%
Ssi Bukunja		10	0.3%
Ssisa		5	0.1%
Tara		1	0.0%
Toroma		15	0.4%
Udupi		10	0.3%
Unyama		1	0.0%
Vurra		9	0.3%
Wadelai		1	0.0%
Wairasa		40	1.2%
Wakiso		19	0.6%
Wakiso Town Council		1	0.0%
Wanale Division		1	0.0%
Western Division		10	0.3%
Wobulenzi Town Council		5	0.1%
Yivu		12	0.4%

File : CSEC1A

h1aq3b: LC2 Name in 2013/14

Value	Label	Cases	Percentage
Zeus		1	0.0%
Ziobwe		9	0.3%
Zombo Tc		11	0.3%

Warning: these figures indicate the number of cases found in the data file. They cannot be interpreted as summary statistics of the population of interest.

h1aq4a: Parish of Residence in 2013/14

Information	[Type= continuous] [Format=numeric] [Range= 10120402-42611101] [Missing=*]
Statistics [NW/ W]	[Valid=3391 /-] [Invalid=3 /-]

h1aq4b: LC3 Name in 2013/14

Information	[Type= discrete] [Format=character] [Missing=*]
Statistics [NW/ W]	[Valid=3385 /-] [Invalid=0 /-]

Value	Label	Cases	Percentage
7/8 Ochieng Ward		4	0.1%
Abany		1	0.0%
Aber East		1	0.0%
Aberidwogo		1	0.0%
Abira East Ward		11	0.3%
Abiting		2	0.1%
Abubur		2	0.1%
Abuli		1	0.0%
Abwong		8	0.2%
Acokara		1	0.0%
Acutkumu		3	0.1%
Adeknino		4	0.1%
Adellogo		9	0.3%
Adonyimo		1	0.0%
Adwoki		8	0.2%
Aganga		1	0.0%
Agengo		10	0.3%
Agonga		10	0.3%
Agurur		1	0.0%
Agururu A Ward		2	0.1%
Agwiciri		1	0.0%
Ajiba		5	0.1%
Akali		1	0.0%
Akara		2	0.1%
Akaya		5	0.1%
Akere		1	0.0%
Aketo		1	0.0%
Akia		1	0.0%
Akoromit		20	0.6%
Akurao		14	0.4%

File : CSEC1A

h1aq4b: LC3 Name in 2013/14

Value	Label	Cases	Percentage
Alemere		1	0.0%
Aler		1	0.0%
Alir		1	0.0%
Alito		4	0.1%
Alito Camp		1	0.0%
Alutkot		13	0.4%
Alworoceng		1	0.0%
Amai		9	0.3%
Amii- aberidwogo		8	0.2%
Amunga		1	0.0%
Amuria		1	0.0%
Anepkide		10	0.3%
Angazi		10	0.3%
Angwetangwet		1	0.0%
Anyangapuc		2	0.1%
Anyola		2	0.1%
Anyomolyec		2	0.1%
Anyomorem		3	0.1%
Anzuu		9	0.3%
Aornga		2	0.1%
Apach		13	0.4%
Apuce		1	0.0%
Arapai		16	0.5%
Ariet		1	0.0%
Ariwara		1	0.0%
Arwotngo		1	0.0%
Arwotomito		1	0.0%
Atego		1	0.0%
Atiira		1	0.0%
Atik		1	0.0%
Atinkok		2	0.1%
Atongtidi		1	0.0%
Atyak		1	0.0%
Aumi		1	0.0%
Awila		11	0.3%
Awoba		2	0.1%
Awoja		9	0.3%
Aya-yia		1	0.0%
Ayuri		1	0.0%
Bajja Ward		2	0.1%
Balawoli		1	0.0%
Banda		10	0.3%
Barongin		44	1.3%

File : CSEC1A

h1aq4b: LC3 Name in 2013/14

Value	Label	Cases	Percentage
Bazaar		1	0.0%
Bbaale		1	0.0%
Bbongole		10	0.3%
Birongo		10	0.3%
Bison Maguria		1	0.0%
Bitooma		1	0.0%
Bolo		1	0.0%
Boro		1	0.0%
Bubajjwe		4	0.1%
Bubalya		1	0.0%
Bubirumi		1	0.0%
Budaka		1	0.0%
Bufukhula		1	0.0%
Bufunda		6	0.2%
Bugarama		12	0.4%
Bugaya		11	0.3%
Bugere		8	0.2%
Bugibugi		3	0.1%
Bugomba		1	0.0%
Bugona		1	0.0%
Bugondo		5	0.1%
Bugumya		9	0.3%
Bugusege		6	0.2%
Buhozi		11	0.3%
Bujaga		1	0.0%
Bukandula		1	0.0%
Bukasa		5	0.1%
Bukaye		2	0.1%
Bukereere Ward		2	0.1%
Bukhoma		10	0.3%
Bukibeti		40	1.2%
Bukibino		10	0.3%
Bukimu		1	0.0%
Bukoto I		7	0.2%
Bukoto Ii		6	0.2%
Bukoyo		18	0.5%
Bukurungo		1	0.0%
Bulika		1	0.0%
Bulingo		6	0.2%
Buloba		11	0.3%
Bulongo		5	0.1%
Bulowooza		1	0.0%
Bulugo		1	0.0%

File : CSEC1A

h1aq4b: LC3 Name in 2013/14

Value	Label	Cases	Percentage
Buluwe		9	0.3%
Buluya		9	0.3%
Bulyantete		1	0.0%
Bumaefe		10	0.3%
Bumagambo		10	0.3%
Bumasaba		1	0.0%
Bumogoli		1	0.0%
Bumudu		3	0.1%
Bumukuluma		8	0.2%
Bumulika		1	0.0%
Bumulisya		7	0.2%
Bumusomi		1	0.0%
Bunamwaya		1	0.0%
Bupala		27	0.8%
Bura		10	0.3%
Busaale		1	0.0%
Busamaga East		1	0.0%
Busega		7	0.2%
Bushunya		8	0.2%
Busiika		1	0.0%
Busimaolya		8	0.2%
Busunju Ward		4	0.1%
Busuyi		10	0.3%
Buteba		10	0.3%
Butema		1	0.0%
Butinindi		1	0.0%
Butoole		1	0.0%
Butsebeni		1	0.0%
Butulume		3	0.1%
Butunduzi		9	0.3%
Buwagi		10	0.3%
Buwuni Rural		1	0.0%
Buyiisa		7	0.2%
Buzibweera Ward		5	0.1%
Buziga		4	0.1%
Bwaise Ii		10	0.3%
Bwesa		10	0.3%
Bweyogerere		26	0.8%
Bwiri		1	0.0%
Bwondha		1	0.0%
Central Ward		26	0.8%
Chegere		10	0.3%
Chiaba		1	0.0%

File : CSEC1A

h1aq4b: LC3 Name in 2013/14

Value	Label	Cases	Percentage
Chodong		1	0.0%
Degiba		10	0.3%
Diima		1	0.0%
Dogapio		10	0.3%
Dooba		9	0.3%
Dranzipi		1	0.0%
Driwala		1	0.0%
East Ward		1	0.0%
Eastern Ward		2	0.1%
Egamara		1	0.0%
Elenderea		1	0.0%
Gitovu		1	0.0%
Gobu		2	0.1%
Gombe		11	0.3%
Gondohera		11	0.3%
Gopele		1	0.0%
Greenland		2	0.1%
Gwanda		9	0.3%
Gwengdiya		1	0.0%
Ibaare		8	0.2%
Ibanda		12	0.4%
Idinda		1	0.0%
Iggwe		1	0.0%
Ikumbya		11	0.3%
Ilee		1	0.0%
Industrial		7	0.2%
Industrial Area		1	0.0%
Ipito Aweno		1	0.0%
Ireda West		5	0.1%
Iriaga		2	0.1%
Irundu		1	0.0%
Ivunamba		10	0.3%
Iwal		13	0.4%
Juma		10	0.3%
Jupangira		1	0.0%
Kabaare		1	0.0%
Kabale		1	0.0%
Kabbega		1	0.0%
Kabegaramire		1	0.0%
Kabigi		1	0.0%
Kabimbiri		19	0.6%
Kabowa		3	0.1%
Kabukye		10	0.3%

File : CSEC1A

h1aq4b: LC3 Name in 2013/14

Value	Label	Cases	Percentage
Kabule		1	0.0%
Kabwalin		1	0.0%
Kachaboi		1	0.0%
Kachinga (tb)		9	0.3%
Kafunjo		1	0.0%
Kagaaga		9	0.3%
Kagamba		10	0.3%
Kagarama		1	0.0%
Kagoma		1	0.0%
Kagugube		4	0.1%
Kagumba		1	0.0%
Kaharo		7	0.2%
Kahendero		9	0.3%
Kahoko		10	0.3%
Kahokya		12	0.4%
Kahungye		2	0.1%
Kajamaka		1	0.0%
Kakakala		7	0.2%
Kakayo		1	0.0%
Kakiika		6	0.2%
Kakinga Ward		10	0.3%
Kakoba		45	1.3%
Kakoge Ward		2	0.1%
Kakoma		1	0.0%
Kakoma Parish		15	0.4%
Kakunyu		1	0.0%
Kakus Ward		1	0.0%
Kal		1	0.0%
Kalagala		10	0.3%
Kalanamu		7	0.2%
Kaliiro		2	0.1%
Kaliro Ward		2	0.1%
Kalowang		9	0.3%
Kalupo		1	0.0%
Kaluuba		1	0.0%
Kamaturu		6	0.2%
Kamira		1	0.0%
Kamuda		1	0.0%
Kamukuzi		2	0.1%
Kamuli		2	0.1%
Kamuli Sabawali		9	0.3%
Kamusongole		2	0.1%
Kamuzinda		1	0.0%

File : CSEC1A

h1aq4b: LC3 Name in 2013/14

Value	Label	Cases	Percentage
Kamyokya I		1	0.0%
Kangondo		5	0.1%
Kanyagoga		1	0.0%
Kanyanya		10	0.3%
Kanyum Ward		1	0.0%
Kapeeka		1	0.0%
Kapir		1	0.0%
Karambi		10	0.3%
Karembe		1	0.0%
Karongo		1	0.0%
Karwenyi		10	0.3%
Kasaana		10	0.3%
Kasanje		1	0.0%
Kasejjere		4	0.1%
Kasenge		8	0.2%
Kasensero Town Board		1	0.0%
Kasenyi -caltex Ward		1	0.0%
Kashojwa		9	0.3%
Kashozi		1	0.0%
Kasimeri		10	0.3%
Kasoigo		10	0.3%
Kasokero		10	0.3%
Kasolwe		1	0.0%
Kassaazi		7	0.2%
Kassanda Town Board		1	0.0%
Kasula		10	0.3%
Kasunganyanja		10	0.3%
Katanga		8	0.2%
Katanga Ward		2	0.1%
Kataraaka		12	0.4%
Katatenga		1	0.0%
Katembe		1	0.0%
Katende		7	0.2%
Kateta		1	0.0%
Katete		1	0.0%
Kati		10	0.3%
Katogo Ward		5	0.1%
Katonte		11	0.3%
Katoogo		9	0.3%
Katuugo		1	0.0%
Katwe		1	0.0%

File : CSEC1A

h1aq4b: LC3 Name in 2013/14

Value	Label	Cases	Percentage
Kawempe I		6	0.2%
Kawempe Ii		11	0.3%
Kayago		1	0.0%
Kayanja		1	0.0%
Kayunga-lubona		1	0.0%
Kazo Angola		2	0.1%
Kibaare		2	0.1%
Kibibi		11	0.3%
Kibimba		12	0.4%
Kibingo		1	0.0%
Kibukwa		3	0.1%
Kibuli		4	0.1%
Kibuuka		8	0.2%
Kibuye Ii		10	0.3%
Kidera		7	0.2%
Kidiki		1	0.0%
Kiduuzi Ward		1	0.0%
Kigarama		1	0.0%
Kigenya		1	0.0%
Kihamba		2	0.1%
Kihomboza		1	0.0%
Kijanju		10	0.3%
Kijuguta		3	0.1%
Kijuna		9	0.3%
Kikaaya		6	0.2%
Kikokwa		1	0.0%
Kikongi		8	0.2%
Kikwaya		9	0.3%
Kimaanya		1	0.0%
Kimuli		4	0.1%
Kinambogo		10	0.3%
Kinoni		1	0.0%
Kinyara		4	0.1%
Kira		1	0.0%
Kiraaro		10	0.3%
Kiragura		16	0.5%
Kirasa		9	0.3%
Kireka		1	0.0%
Kirimya		1	0.0%
Kirinya		8	0.2%
Kirombe		2	0.1%
Kiryoka		10	0.3%
Kisaikye		13	0.4%

File : CSEC1A

h1aq4b: LC3 Name in 2013/14

Value	Label	Cases	Percentage
Kisekende Ward		4	0.1%
Kisenyi Ii		7	0.2%
Kisojjo Ward		4	0.1%
Kisubi		1	0.0%
Kisugu		5	0.1%
Kisuura Parish		2	0.1%
Kitaihuka		10	0.3%
Kitamba		8	0.2%
Kitanaba		1	0.0%
Kitanga		10	0.3%
Kitende		4	0.1%
Kitimba		10	0.3%
Kitodha		1	0.0%
Kitojo		1	0.0%
Kitongole		10	0.3%
Kitonya		8	0.2%
Kitooro- kyazanga Town Board		11	0.3%
Kitovu		10	0.3%
Kitumba		2	0.1%
Kitumbi		1	0.0%
Kitwe		10	0.3%
Kitwe Central		1	0.0%
Kivuuvu		5	0.1%
Kiwafu		1	0.0%
Kiwatule		1	0.0%
Kiwenda		1	0.0%
Kiyanja		10	0.3%
Kiyunga Ward		1	0.0%
Kiziba		20	0.6%
Kizibawo		1	0.0%
Kizinga		10	0.3%
Kobaale		1	0.0%
Koch		9	0.3%
Komamboga		1	0.0%
Kongoto		11	0.3%
Kongunga		10	0.3%
Kono		10	0.3%
Kooki Ward		3	0.1%
Kotido Central Ward		20	0.6%
Kotido Rural		2	0.1%
Kotyang		9	0.3%

File : CSEC1A

h1aq4b: LC3 Name in 2013/14

Value	Label	Cases	Percentage
Kwarikwar		1	0.0%
Kyabandara		10	0.3%
Kyabazala		1	0.0%
Kyabyaza		1	0.0%
Kyakasa		4	0.1%
Kyaliwajjala		1	0.0%
Kyambogo		3	0.1%
Kyamulibwa Town Board		1	0.0%
Kyamuyimbwa		1	0.0%
Kyanamira		10	0.3%
Kyangwali		8	0.2%
Kyanja		4	0.1%
Kyanuuna		1	0.0%
Kyaruhanga		6	0.2%
Kyayimba		1	0.0%
Kyebando		3	0.1%
Kyegera		2	0.1%
Kyenyi		1	0.0%
Kyerima		10	0.3%
Kyesiiga		5	0.1%
Kyoga		1	0.0%
Labala		1	0.0%
Labongo		4	0.1%
Labourline Ward		3	0.1%
Lapainat East		1	0.0%
Lazebu		8	0.2%
Liri		1	0.0%
Liwa		1	0.0%
Lobongia		16	0.5%
Lobuneit Ward		12	0.4%
Logoba		1	0.0%
Lomuno		9	0.3%
Losilang		6	0.2%
Luba		1	0.0%
Lubaga		4	0.1%
Lubya		39	1.2%
Lugbari		1	0.0%
Lugoba		10	0.3%
Lugolole		2	0.1%
Lugusulu		10	0.3%
Lukee		1	0.0%
Lukone		5	0.1%
Lungujja		10	0.3%

File : CSEC1A

h1aq4b: LC3 Name in 2013/14

Value	Label	Cases	Percentage
Lwala		2	0.1%
Lyakisana		7	0.2%
Mabona		14	0.4%
Madi- Kiloc		1	0.0%
Mafudu		1	0.0%
Magamaga Town Board		30	0.9%
Majengo		1	0.0%
Makanga- ndorwa		11	0.3%
Makenya		1	0.0%
Makerere University		1	0.0%
Makindye I		1	0.0%
Makukuulu		1	0.0%
Malenga Ward		2	0.1%
Malukhu Ward		10	0.3%
Manago		1	0.0%
Mango		1	0.0%
Masajja		6	0.2%
Masaloa		1	0.0%
Masese Ward		5	0.1%
Masooli		9	0.3%
Mayanja		1	0.0%
Mbazzi		9	0.3%
Mbirizi		9	0.3%
Mbuya I		4	0.1%
Mbuya Ii		1	0.0%
Mengo Ward		6	0.2%
Merikit(tb)		1	0.0%
Mikombe		1	0.0%
Mirongo		1	0.0%
Mishenyi		1	0.0%
Mitukula Ward		3	0.1%
Moruita		1	0.0%
Mpakawero		1	0.0%
Mpumudde		9	0.3%
Mugandu		1	0.0%
Mugarutsya		9	0.3%
Mugulu		1	0.0%
Mukale		8	0.2%
Muko Ward		7	0.2%
Mulanda		9	0.3%
Mutto		1	0.0%

File : CSEC1A

h1aq4b: LC3 Name in 2013/14

Value	Label	Cases	Percentage
Mutukula		4	0.1%
Mutundwe		3	0.1%
Mutungo		12	0.4%
Muwebwa		1	0.0%
Muyinayina		1	0.0%
Muyumbu		1	0.0%
Mwera		10	0.3%
Mwitanzige		10	0.3%
Nabiganda		11	0.3%
Nabigasa		1	0.0%
Nabikakala		2	0.1%
Nabirumba I		1	0.0%
Nabitambala		9	0.3%
Nabiteete		10	0.3%
Nabweru South Ward		2	0.1%
Nabyoto		1	0.0%
Nachukul		11	0.3%
Naguru Ii		4	0.1%
Naitakwae		10	0.3%
Najjanankumbi I		10	0.3%
Najjanankumbi Ii		20	0.6%
Nakabale Ward		10	0.3%
Nakabugo		4	0.1%
Nakadeli		1	0.0%
Nakagongo		1	0.0%
Nakalama		5	0.1%
Nakalembe		20	0.6%
Nakasenyi		9	0.3%
Nakazzadde Ward		2	0.1%
Nalubwoyo		1	0.0%
Nalugai		14	0.4%
Nalugala		7	0.2%
Nalugugu		1	0.0%
Nalutuntu		1	0.0%
Naluwerere Ward		1	0.0%
Namabu		20	0.6%
Namagabi Ward		8	0.2%
Namanoga		1	0.0%
Namawojjolo		1	0.0%
Namayemba Tb		1	0.0%
Namayuge		1	0.0%

File : CSEC1A

h1aq4b: LC3 Name in 2013/14

Value	Label	Cases	Percentage
Namengo Ward		7	0.2%
Namiringa		1	0.0%
Nampologoma		10	0.3%
Nampongwe		8	0.2%
Namthin Ward		7	0.2%
Namubiru		1	0.0%
Namusale		10	0.3%
Namutumba Central Ward		1	0.0%
Nankoma		1	0.0%
Nankulabye I		1	0.0%
Nansana East Ward		1	0.0%
Nansana West Ward		1	0.0%
Nansololo		1	0.0%
Nateete		12	0.4%
Nathinyonoit		1	0.0%
Natyole		1	0.0%
Nawangaiza		1	0.0%
Nawansagwa		11	0.3%
Nawapanda		9	0.3%
Ndaiga		1	0.0%
Ndejje		1	0.0%
Nekuku		1	0.0%
New Camp Swahili Juu		1	0.0%
Ngalonkalu		1	0.0%
Ngereko		1	0.0%
Ngoma		8	0.2%
Nicu Parish		7	0.2%
Njara		1	0.0%
Njeru West Ward		16	0.5%
Nkaatu Ward		4	0.1%
Nkombe		1	0.0%
Nkono Ward		6	0.2%
Nkumba		10	0.3%
Nkunguluntale		1	0.0%
North Central		1	0.0%
Nsambya Police Barracks		1	0.0%
Nsoono		10	0.3%
Ntawo Ward		1	0.0%
Ntayigirwa		1	0.0%

File : CSEC1A

h1aq4b: LC3 Name in 2013/14

Value	Label	Cases	Percentage
Ntiba		2	0.1%
Ntimba		1	0.0%
Ntungu		1	0.0%
Ntuusi		1	0.0%
Nyabiteete		10	0.3%
Nyabubare		11	0.3%
Nyabuharwa		8	0.2%
Nyakagongo		6	0.2%
Nyakaikara		7	0.2%
Nyakarongo		1	0.0%
Nyakashaka		1	0.0%
Nyakashonga		1	0.0%
Nyakatoma		1	0.0%
Nyalakot		1	0.0%
Nyamasa Parish		8	0.2%
Nyamukara		1	0.0%
Nyanga		9	0.3%
Nyantabooma		10	0.3%
Nyantsimbo Ward		1	0.0%
Nyarubungo		1	0.0%
Nyarubungo Ii		1	0.0%
Nyaruhanga		1	0.0%
Nyarutojo		1	0.0%
Nyarwimuka		1	0.0%
Nyibola Ward		12	0.4%
Nyongozi		1	0.0%
Ober		1	0.0%
Obim		3	0.1%
Obore Ward		1	0.0%
Obotia		11	0.3%
Ocokican		1	0.0%
Oduluba		8	0.2%
Odwarat		1	0.0%
Ogusi		1	0.0%
Ojapi		1	0.0%
Ojul		10	0.3%
Okapi Ward		8	0.2%
Okee		1	0.0%
Okomo		1	0.0%
Okouba		1	0.0%
Okwaloamara		1	0.0%
Olua		1	0.0%
Omach		1	0.0%

File : CSEC1A

h1aq4b: LC3 Name in 2013/14

Value	Label	Cases	Percentage
Omba		1	0.0%
Ombia		1	0.0%
Omee		10	0.3%
Omito		1	0.0%
Omoladyang		1	0.0%
Omurang		32	0.9%
Omuroka		40	1.2%
Ongino		3	0.1%
Ongura		1	0.0%
Opuyo		11	0.3%
Orupoe		1	0.0%
Orupu		8	0.2%
Osukuru		1	0.0%
Otangocinge		1	0.0%
Otumbari		9	0.3%
Otumpili		10	0.3%
Pachua		1	0.0%
Pagen		1	0.0%
Pager B Parish		1	0.0%
Paibona		1	0.0%
Paibwor		9	0.3%
Paidwe		1	0.0%
Pakadha		2	0.1%
Pakayo		10	0.3%
Pakeyo		1	0.0%
Paley		1	0.0%
Palorinya		2	0.1%
Palwo		13	0.4%
Pamujo		10	0.3%
Panduku		1	0.0%
Pangisa		1	0.0%
Panyangasi		1	0.0%
Papoga		1	0.0%
Pawel Ward		10	0.3%
Paya		1	0.0%
Pece Prison		1	0.0%
Pugwenyi		1	0.0%
Pumit		1	0.0%
Punena		1	0.0%
Queen's		1	0.0%
Rigbonga		8	0.2%
Robu		9	0.3%
Ruhiira		15	0.4%

File : CSEC1A

h1aq4b: LC3 Name in 2013/14

Value	Label	Cases	Percentage
Rukondo		10	0.3%
Rukongi		10	0.3%
Rushayo		1	0.0%
Rushere		1	0.0%
Ruti		2	0.1%
Rutoma		1	0.0%
Rutooma		1	0.0%
Rutooma Ward		6	0.2%
Rwambu		1	0.0%
Rwamukoora		9	0.3%
Rwengwe		10	0.3%
Rwensenene		1	0.0%
Rwenshanku		1	0.0%
Rwetango		1	0.0%
Ryamiyonga		1	0.0%
Sagazi		10	0.3%
Salaama		11	0.3%
Scheme		10	0.3%
Seguku		1	0.0%
Sekanyonyi		1	0.0%
Sekiwunga		1	0.0%
South Central Ward		1	0.0%
South Ward		5	0.1%
South West Ward		1	0.0%
Southern Ward		1	0.0%
Ssazi		1	0.0%
Ssenyange		1	0.0%
Ssumbwe		2	0.1%
Tank		4	0.1%
Tegwana Ward		1	0.0%
Telela		2	0.1%
Tenge		10	0.3%
Tongolo		11	0.3%
Toroma		1	0.0%
Ttamu		8	0.2%
Tuba		10	0.3%
Tukaliri		10	0.3%
Ubbi		9	0.3%
Unyama		1	0.0%
Vurr		1	0.0%
Wabusana		1	0.0%
Walela		1	0.0%

File : CSEC1A

h1aq4b: LC3 Name in 2013/14

Value	Label	Cases	Percentage
Wamala		1	0.0%
Wangobo		7	0.2%
Wanyama Ward		1	0.0%
Ward I		10	0.3%
Ward Iv		1	0.0%
West Ward		1	0.0%
Western Ward		19	0.6%
Wirao		1	0.0%
Wobulenzi Central		5	0.1%
Yakinemiji		13	0.4%
Zambia		1	0.0%
Zingili Ward		1	0.0%
Zuma		1	0.0%

Warning: these figures indicate the number of cases found in the data file. They cannot be interpreted as summary statistics of the population of interest.

region: Region of Residence in 2013/14

Information	[Type= discrete] [Format=numeric] [Range= 1-4] [Missing=*]
Statistics [NW/ W]	[Valid=3386 /-] [Invalid=8 /-]

Value	Label	Cases	Percentage
1	Central	958	28.3%
2	Eastern	871	25.7%
3	Northern	810	23.9%
4	Western	747	22.1%
Sysmiss		8	

Warning: these figures indicate the number of cases found in the data file. They cannot be interpreted as summary statistics of the population of interest.

regurb: RegionxRural/Urban

Information	[Type= discrete] [Format=numeric] [Range= 10-41] [Missing=*]
Statistics [NW/ W]	[Valid=3386 /-] [Invalid=8 /-]

Value	Label	Cases	Percentage
10	Central rural	514	15.2%
11	Central urban	444	13.1%
20	East rural	735	21.7%
21	East urban	136	4.0%
30	North rural	655	19.3%
31	North urban	155	4.6%
40	West rural	555	16.4%
41	West urban	192	5.7%
Sysmiss		8	

Warning: these figures indicate the number of cases found in the data file. They cannot be interpreted as summary statistics of the population of interest.

sregion: Sub-Region of Residence in 2013/14

Information	[Type= discrete] [Format=numeric] [Range= 1-10] [Missing=*]
Statistics [NW/ W]	[Valid=3386 /-] [Invalid=8 /-]

File : CSEC1A

sregion: Sub-Region of Residence in 2013/14

Value	Label	Cases	Percentage
1	Kampala	243	<div><div></div></div> 7.2%
2	Central1	386	<div><div></div></div> 11.4%
3	Central2	329	<div><div></div></div> 9.7%
4	East Central	373	<div><div></div></div> 11.0%
5	Eastern	498	<div><div></div></div> 14.7%
6	Mid-North	408	<div><div></div></div> 12.0%
7	North East	127	<div><div></div></div> 3.8%
8	West Nile	275	<div><div></div></div> 8.1%
9	Mid-West	287	<div><div></div></div> 8.5%
10	South-westrn	460	<div><div></div></div> 13.6%
Sysmiss		8	

Warning: these figures indicate the number of cases found in the data file. They cannot be interpreted as summary statistics of the population of interest.

urban: Urban/Rural Identifier

Information	[Type= discrete] [Format=numeric] [Range= 0-3] [Missing=*]
Statistics [NW/ W]	[Valid=3386 /-] [Invalid=8 /-]

Value	Label	Cases	Percentage
0	Rural	2459	<div><div></div></div> 72.6%
1	Urban	927	<div><div></div></div> 27.4%
2	Other urban	0	
3	Rural	0	
Sysmiss		8	

Warning: these figures indicate the number of cases found in the data file. They cannot be interpreted as summary statistics of the population of interest.

ea: Enumeration area

Information	[Type= continuous] [Format=numeric] [Range= 1-430] [Missing=*]
Statistics [NW/ W]	[Valid=3388 /-] [Invalid=6 /-]

Villagecode: Village code

Information	[Type= discrete] [Format=numeric] [Range= 1012040204-4261040201] [Missing=*]
Statistics [NW/ W]	[Valid=2675 /-] [Invalid=719 /-]

Value	Label	Cases	Percentage
1012040204		3	<div><div></div></div> 0.1%
1021010402		4	<div><div></div></div> 0.1%
1021010802		7	<div><div></div></div> 0.3%
1021020205		10	<div><div></div></div> 0.4%
1021020504		6	<div><div></div></div> 0.2%
1021020601		11	<div><div></div></div> 0.4%
1021020805		6	<div><div></div></div> 0.2%
1021030109		7	<div><div></div></div> 0.3%
1021030203		3	<div><div></div></div> 0.1%
1021030412		4	<div><div></div></div> 0.1%
1021030504		16	<div><div></div></div> 0.6%
1021030509		16	<div><div></div></div> 0.6%

File : CSEC1A

Villagecode: Village code

Value	Label	Cases	Percentage
1021030606		10	<div></div> 0.4%
1021030803		10	<div></div> 0.4%
1021030904		20	<div></div> 0.7%
1021031208		12	<div></div> 0.4%
1021040102		4	<div></div> 0.1%
1021040203		4	<div></div> 0.1%
1021041002		10	<div></div> 0.4%
1021041118		5	<div></div> 0.2%
1021041701		1	<div></div> 0.0%
1021041903		7	<div></div> 0.3%
1021050106		10	<div></div> 0.4%
1021050307		7	<div></div> 0.3%
1021050405		6	<div></div> 0.2%
1021051004		4	<div></div> 0.1%
1021051305		4	<div></div> 0.1%
1021051506		12	<div></div> 0.4%
1021051832		4	<div></div> 0.1%
1031050505		10	<div></div> 0.4%
1041020405		7	<div></div> 0.3%
1041040304		9	<div></div> 0.3%
1041050403		7	<div></div> 0.3%
1042080404		5	<div></div> 0.2%
1051050201		8	<div></div> 0.3%
1061010108		10	<div></div> 0.4%
1061010902		10	<div></div> 0.4%
1061060602		9	<div></div> 0.3%
1071050302		5	<div></div> 0.2%
1071050503		4	<div></div> 0.1%
1072020601		4	<div></div> 0.1%
1073020305		7	<div></div> 0.3%
1073050702		9	<div></div> 0.3%
1081060309		9	<div></div> 0.3%
1083010101		11	<div></div> 0.4%
1083010505		10	<div></div> 0.4%
1083050204		1	<div></div> 0.0%
1101050107		9	<div></div> 0.3%
1102030601		7	<div></div> 0.3%
1102040107		10	<div></div> 0.4%
1102060309		10	<div></div> 0.4%
1102070403		8	<div></div> 0.3%
1103050102		7	<div></div> 0.3%
1103060102		5	<div></div> 0.2%
1111020105		5	<div></div> 0.2%

File : CSEC1A

Villagecode: Village code

Value	Label	Cases	Percentage
1112020403		10	0.4%
1112020618		9	0.3%
1121020302		9	0.3%
1121040209		10	0.4%
1122030104		4	0.1%
1122040303		8	0.3%
1131050402		7	0.3%
1131050505		10	0.4%
1131110205		8	0.3%
1131120307		4	0.1%
1131130204		11	0.4%
1131130602		2	0.1%
1133030101		13	0.5%
1133030109		13	0.5%
1133030504		8	0.3%
1133040308		6	0.2%
1133060601		9	0.3%
1133070102		4	0.1%
1151030204		10	0.4%
1151040307		5	0.2%
1152020907		8	0.3%
1152030702		10	0.4%
1152050405		5	0.2%
1152070306		4	0.1%
1161020501		10	0.4%
1171030802		10	0.4%
1171040504		7	0.3%
1171100309		10	0.4%
1171100312		10	0.4%
1181010407		9	0.3%
1191030304		10	0.4%
1201050202		7	0.3%
1221020604		8	0.3%
1221050203		3	0.1%
1221060206		10	0.4%
1231080303		4	0.1%
1241010603		20	0.7%
1241030216		15	0.6%
1241040102		11	0.4%
1241070106		9	0.3%
1241080210		9	0.3%
2011060205		27	1.0%
2011100902		7	0.3%

File : CSEC1A

Villagecode: Village code

Value	Label	Cases	Percentage
2032020304		4	<div></div> 0.1%
2033010101		18	<div></div> 0.7%
2033030403		5	<div></div> 0.2%
2041010302		7	<div></div> 0.3%
2041020405		9	<div></div> 0.3%
2042030105		5	<div></div> 0.2%
2043010103		10	<div></div> 0.4%
2043010202		10	<div></div> 0.4%
2043020514		9	<div></div> 0.3%
2051040101		10	<div></div> 0.4%
2071030105		14	<div></div> 0.5%
2081021402		32	<div></div> 1.2%
2081040401		4	<div></div> 0.1%
2081071301		11	<div></div> 0.4%
2092010105		10	<div></div> 0.4%
2092010401		1	<div></div> 0.0%
2102050401		40	<div></div> 1.5%
2111010504		16	<div></div> 0.6%
2111030302		9	<div></div> 0.3%
2111060303		11	<div></div> 0.4%
2121040306		9	<div></div> 0.3%
2121050407		10	<div></div> 0.4%
2122020101		2	<div></div> 0.1%
2123050204		9	<div></div> 0.3%
2123110101		7	<div></div> 0.3%
2141010403		11	<div></div> 0.4%
2141010604		5	<div></div> 0.2%
2141020206		9	<div></div> 0.3%
2141080105		5	<div></div> 0.2%
2141130103		10	<div></div> 0.4%
2141130307		30	<div></div> 1.1%
2151090208		7	<div></div> 0.3%
2151150202		5	<div></div> 0.2%
2151200204		7	<div></div> 0.3%
2162020306		20	<div></div> 0.7%
2181030213		10	<div></div> 0.4%
2181150401		8	<div></div> 0.3%
2191031301		10	<div></div> 0.4%
2191031702		14	<div></div> 0.5%
2211090203		11	<div></div> 0.4%
2211090505		10	<div></div> 0.4%
2221060201		9	<div></div> 0.3%
2231080506		10	<div></div> 0.4%

File : CSEC1A

Villagecode: Village code

Value	Label	Cases	Percentage
2231200204		10	0.4%
2231210104		20	0.7%
2231210105		20	0.7%
2231210302		8	0.3%
2231260115		8	0.3%
2231280102		10	0.4%
2241050511		11	0.4%
2251030415		9	0.3%
2251110322		10	0.4%
2261010102		11	0.4%
2261030205		10	0.4%
2261030301		11	0.4%
2261040510		10	0.4%
2281020304		10	0.4%
2301070905		8	0.3%
2321010406		11	0.4%
2322030405		5	0.2%
3021010215		8	0.3%
3022010508		11	0.4%
3022010708		1	0.0%
3022030205		3	0.1%
3022040505		10	0.4%
3022050502		8	0.3%
3032010205		10	0.4%
3032020706		9	0.3%
3032040506		8	0.3%
3034020408		7	0.3%
3034040102		10	0.4%
3034040304		10	0.4%
3034050711		9	0.3%
3035030411		8	0.3%
3035040205		9	0.3%
3041020101		10	0.4%
3042040105		3	0.1%
3042040201		10	0.4%
3043010404		12	0.4%
3051020803		1	0.0%
3061020306		6	0.2%
3061030101		20	0.7%
3061060103		9	0.3%
3071080206		3	0.1%
3071080301		13	0.5%
3072020302		5	0.2%

File : CSEC1A

Villagecode: Village code

Value	Label	Cases	Percentage
3081020606		10	0.4%
3091020502		13	0.5%
3091030501		9	0.3%
3092040606		10	0.4%
3101020203		8	0.3%
3102060309		9	0.3%
3102060408		8	0.3%
3102070603		7	0.3%
3111030202		12	0.4%
3113020101		6	0.2%
3121050202		9	0.3%
3131020505		8	0.3%
3131040312		2	0.1%
3141030403		10	0.4%
3171010102		4	0.1%
3171020201		8	0.3%
3171060512		9	0.3%
3181030204		16	0.6%
3181070501		11	0.4%
3181140207		10	0.4%
3191030304		6	0.2%
3191050803		10	0.4%
3191070202		10	0.4%
3201030323		1	0.0%
3201080801		10	0.4%
3211030405		10	0.4%
3211050502		8	0.3%
3211060105		10	0.4%
3211070617		13	0.5%
3221080206		10	0.4%
3221110412		10	0.4%
3231040301		10	0.4%
3231060409		10	0.4%
3231070104		2	0.1%
3231080204		10	0.4%
3251010205		13	0.5%
3251030508		1	0.0%
3251030601		22	0.8%
3251030602		22	0.8%
3271030305		9	0.3%
3291060206		10	0.4%
3301070101		7	0.3%
3301070303		12	0.4%

File : CSEC1A

Villagecode: Village code

Value	Label	Cases	Percentage
3301100102		11	0.4%
4022070507		10	0.4%
4022080505		11	0.4%
4031010202		8	0.3%
4031050502		16	0.6%
4032010205		8	0.3%
4032050403		8	0.3%
4033010412		5	0.2%
4041020302		6	0.2%
4042070409		10	0.4%
4044030303		10	0.4%
4051040205		10	0.4%
4052080304		2	0.1%
4052110310		10	0.4%
4053010409		6	0.2%
4053020304		10	0.4%
4061080401		10	0.4%
4062010203		12	0.4%
4062100306		12	0.4%
4062120102		9	0.3%
4063030706		10	0.4%
4072020402		8	0.3%
4072050104		3	0.1%
4073030305		9	0.3%
4073060419		10	0.4%
4081020104		11	0.4%
4081120206		10	0.4%
4081130406		10	0.4%
4091010401		4	0.1%
4092030509		4	0.1%
4093010304		6	0.2%
4101020405		9	0.3%
4101050204		6	0.2%
4102010106		15	0.6%
4102010107		30	1.1%
4103030601		7	0.3%
4111030105		7	0.3%
4112030202		7	0.3%
4113020204		8	0.3%
4113040203		12	0.4%
4114020204		10	0.4%
4114030308		9	0.3%
4121030414		10	0.4%

File : CSEC1A

Villagecode: Village code

Value	Label	Cases	Percentage
4122010704		10	<div></div> 0.4%
4122030405		8	<div></div> 0.3%
4141160106		9	<div></div> 0.3%
4151050204		9	<div></div> 0.3%
4151060812		9	<div></div> 0.3%
4151100404		10	<div></div> 0.4%
4151140703		8	<div></div> 0.3%
4171010109		12	<div></div> 0.4%
4171020103		6	<div></div> 0.2%
4171040107		10	<div></div> 0.4%
4171050107		10	<div></div> 0.4%
4171100404		10	<div></div> 0.4%
4171140402		14	<div></div> 0.5%
4181040301		9	<div></div> 0.3%
4182010203		10	<div></div> 0.4%
4182020104		7	<div></div> 0.3%
4182090702		15	<div></div> 0.6%
4192040205		9	<div></div> 0.3%
4201070403		10	<div></div> 0.4%
4201080309		12	<div></div> 0.4%
4211080107		1	<div></div> 0.0%
4221020401		2	<div></div> 0.1%
4231090509		1	<div></div> 0.0%
4261040201		10	<div></div> 0.4%
Sysmiss		719	

Warning: these figures indicate the number of cases found in the data file. They cannot be interpreted as summary statistics of the population of interest.

wgt_X: Cross sectional weight for 2013_2014 panel survey

Information	[Type= continuous] [Format=numeric] [Range= 314.975738525391-6452.8603515625] [Missing=*]
Statistics [NW/ W]	[Valid=3367 /-] [Invalid=27 /-]

wgt: Household weight panel weight

Information	[Type= continuous] [Format=numeric] [Range= 0-38481.28125] [Missing=*]
Statistics [NW/ W]	[Valid=2097 /-] [Invalid=1297 /-]

year: Year when the interview was completed

Information	[Type= discrete] [Format=numeric] [Range= 2013-2014] [Missing=*]
Statistics [NW/ W]	[Valid=3388 /-] [Invalid=6 /-]

Value	Label	Cases	Percentage
2013		1000	<div></div> 29.5%
2014		2388	<div></div> 70.5%
Sysmiss		6	

Warning: these figures indicate the number of cases found in the data file. They cannot be interpreted as summary statistics of the population of interest.

File : CSEC1A

month: Month when the interview was completed

Information [Type= discrete] [Format=numeric] [Range= 1-12] [Missing=*]

Statistics [NW/ W] [Valid=3388 /-] [Invalid=6 /-]

Value	Label	Cases	Percentage
1		313	9.2%
2		324	9.6%
3		232	6.8%
4		266	7.9%
5		208	6.1%
6		269	7.9%
7		305	9.0%
8		381	11.2%
9		95	2.8%
10		474	14.0%
11		292	8.6%
12		229	6.8%
Sysmiss		6	

Warning: these figures indicate the number of cases found in the data file. They cannot be interpreted as summary statistics of the population of interest.

day: Day when the interview was completed

Information [Type= discrete] [Format=character] [Missing=*]

Statistics [NW/ W] [Valid=3388 /-] [Invalid=0 /-]

Value	Label	Cases	Percentage
01		87	2.6%
02		71	2.1%
03		78	2.3%
04		34	1.0%
05		49	1.4%
06		62	1.8%
07		53	1.6%
08		55	1.6%
09		55	1.6%
10		83	2.4%
11		79	2.3%
12		98	2.9%
13		93	2.7%
14		140	4.1%
15		113	3.3%
16		160	4.7%
17		160	4.7%
18		161	4.8%
19		147	4.3%
20		172	5.1%
21		124	3.7%
22		181	5.3%

File : CSEC1A

day: Day when the interview was completed

Value	Label	Cases	Percentage
23		136	4.0%
24		171	5.0%
25		146	4.3%
26		140	4.1%
27		162	4.8%
28		158	4.7%
29		88	2.6%
30		85	2.5%
31		47	1.4%

Warning: these figures indicate the number of cases found in the data file. They cannot be interpreted as summary statistics of the population of interest.

Survey_Visit: Select visit 1 or 2 for the entire survey

Information	[Type= discrete] [Format=numeric] [Range= 1-2] [Missing=*]
Statistics [NW/ W]	[Valid=2675 /-] [Invalid=719 /-]

Value	Label	Cases	Percentage
1	Visit 1	343	12.8%
2	Visit 2	2332	87.2%
Sysmiss		719	

Warning: these figures indicate the number of cases found in the data file. They cannot be interpreted as summary statistics of the population of interest.

Activate_Visit: Select visit 1 or 2 for the entire survey

Information	[Type= discrete] [Format=numeric] [Range= 1-2] [Missing=*]
Statistics [NW/ W]	[Valid=2310 /-] [Invalid=1084 /-]

Value	Label	Cases	Percentage
1	Yes	1270	55.0%
2	No	1040	45.0%
Sysmiss		1084	

Warning: these figures indicate the number of cases found in the data file. They cannot be interpreted as summary statistics of the population of interest.

Service_Response: Service Availability in LC1 Response Status

Information	[Type= discrete] [Format=numeric] [Range= 1-3] [Missing=*]
Statistics [NW/ W]	[Valid=2588 /-] [Invalid=806 /-]

Value	Label	Cases	Percentage
1	Completed	2443	94.4%
2	Partially Done	0	
3	Not Done	145	5.6%
Sysmiss		806	

Warning: these figures indicate the number of cases found in the data file. They cannot be interpreted as summary statistics of the population of interest.

Reason_Service_Not_Done: Reason Service Availability was not done:

Information	[Type= discrete] [Format=character] [Missing=*]
Statistics [NW/ W]	[Valid=145 /-] [Invalid=0 /-]

Value	Label	Cases	Percentage
COMPLETED VISIT 1		72	49.7%

File : CSEC1A

Reason_Service_Not_Done: Reason Service Availability was not done:

Value	Label	Cases	Percentage
Completed in visit 1		10	6.9%
Done complete first visit		10	6.9%
Done complete visit 1		5	3.4%
completed in visit 1		10	6.9%
completed during visit 1		3	2.1%
completed visit 1		12	8.3%
done visit 1		13	9.0%
had already been done during first visit.		10	6.9%

Warning: these figures indicate the number of cases found in the data file. They cannot be interpreted as summary statistics of the population of interest.

Education_Response: Education Response Status

Information		[Type= discrete] [Format=numeric] [Range= 1-3] [Missing=*]	
Statistics [NW/ W]		[Valid=2494 /-] [Invalid=900 /-]	
Value	Label	Cases	Percentage
1	Completed	1339	<div></div> 53.7%
2	Partially Done	444	<div></div> 17.8%
3	Not Done	711	<div></div> 28.5%
Sysmiss		900	

Warning: these figures indicate the number of cases found in the data file. They cannot be interpreted as summary statistics of the population of interest.

Reason_Edu_Not_Done: Reason Education was not done:

Information		[Type= discrete] [Format=character] [Missing=*]	
Statistics [NW/ W]		[Valid=683 -/]	
Value	Label	Cases	Percentage
Away for holiday.		5	<div><div></div></div> 0.7%
Away for holidays		7	<div><div></div></div> 1.0%
CALL BACK. PERSON RESPONSIBLE NOT AROUND EVEN ON VISIT 2 ITS STILL AN APPOINTMENT BUT THEY ARE JUST TOSSING ME AROUND		7	<div><div></div></div> 1.0%
HOLIDAY		20	<div><div></div></div> 2.9%
HOLIDAY &WEEKEND		4	<div><div></div></div> 0.6%

File : CSEC1A

Reason_Edu_Not_Done: Reason Education was not done:

Value	Label	Cases	Percentage
HOLIDAY TIME		20	2.9%
HOLIDAY/ MUSIC FESTIVAL		20	2.9%
HOLIDAYS		8	1.2%
Holidays and no teachers around for data		1	0.1%
IT WAS HOLIDAY TIME SO THE SCHOOL WAS CLOSED		9	1.3%
No Contact		16	2.3%
No respondent since the school closed for holiday		8	1.2%
Not done Schools in holidays		10	1.5%
Not done schools in holidays		6	0.9%
OFF for HOLIDAY. HM NOT FOUND		4	0.6%
On holiday		110	16.1%
Over a weekend		15	2.2%
REFUSED		5	0.7%
SCHOOL CLOSED FOR HOLIDAY		33	4.8%
SCHOOL CLOSED FOR HOLIDAYS		27	4.0%
SCHOOL CLOSED FOR HOLIDAYS. NO ONE AROUND		2	0.3%
SCHOOL CLOSED, ITS A WEEKEND		1	0.1%
SCHOOL IN HOLIDAY		46	6.7%
SCHOOL IN HOLIDAYS		10	1.5%
SCHOOL WAS CLOSED FOR HOLIDAYS		11	1.6%
SCHOOL WAS CLOSED		16	2.3%

File : CSEC1A

Reason_Edu_Not_Done: Reason Education was not done:

Value	Label	Cases	Percentage
IT WAS HOLIDAYS			
SCHOOLS IN HOLIDAYS		10	1.5%
SCHOOLS IN HOLIDAYS FULLY CLOSED		8	1.2%
Schools in holidays		9	1.3%
Shools in holidays		7	1.0%
THE SCHOOL HAD CLOSED FOR HOLIDAYS		4	0.6%
THE SCHOOL WAS CLOSED BECAUSE IT WAS HOLIDAY TIME		10	1.5%
THE SCHOOL WAS CLOSED FOR HOLIDAYS		24	3.5%
THE SCHOOL WAS CLOSED SINCE IT WAS STILL HOLIDAY TIME		4	0.6%
THE SCHOOL WAS STILL CLOSED FOR HOLIDAYS		4	0.6%
The school was still closed for holidays		11	1.6%
WEEKEND		13	1.9%
Weekend		10	1.5%
holiday		43	6.3%
holiday time		25	3.7%
holidays		12	1.8%
no one was present at school		1	0.1%
no school at the island		3	0.4%
not school day, weekend		1	0.1%
on holiday		5	0.7%
school closed for holidays		20	2.9%

File : CSEC1A

Reason_Edu_Not_Done: Reason Education was not done:

Value	Label	Cases	Percentage
school closed for holidays.no one found to respond		6	0.9%
schools in holidays		20	2.9%
weekend		12	1.8%

Warning: these figures indicate the number of cases found in the data file. They cannot be interpreted as summary statistics of the population of interest.

Health_Response: Health Response Status

Information	[Type= discrete] [Format=numeric] [Range= 1-3] [Missing=*]
Statistics [NW/ W]	[Valid=2469 /-] [Invalid=925 /-]

Value	Label	Cases	Percentage
1	Completed	1853	75.1%
2	Partially Done	196	7.9%
3	Not Done	420	17.0%
Sysmiss		925	

Warning: these figures indicate the number of cases found in the data file. They cannot be interpreted as summary statistics of the population of interest.

Reason_Health_Not_Done: Reason Health not done:

Information	[Type= discrete] [Format=character] [Missing=*]
Statistics [NW/ W]	[Valid=390 /-] [Invalid=0 /-]

Value	Label	Cases	Percentage
Available facility is a hospital NAGURU		4	1.0%
FACILITY MAINLY USED IS HOSPITAL		5	1.3%
Facility not open. Staff absenteeism.		9	2.3%
HEALTH CENTRE DEMOLISHED FOR RENOVATION		7	1.8%
HEALTH WORK NOT FOUND TO BE DONE DURING THE 2nd VISIT		7	1.8%
Hospital		4	1.0%
Hospital Level		11	2.8%
Hospital is most common Facility		16	4.1%
Hospital level		10	2.6%
IN CHARGE & ASSISTANT IN WORKSOP FOR A WEEK.		15	3.8%

File : CSEC1A

Reason_Health_Not_Done: Reason Health not done:

Value	Label	Cases	Percentage
TO BE DONE DURING SECOND VISIST			
IN CHARGE NOT AROUND TO BE CAPTURED DURING 2nd VISIT		30	7.7%
INCHARGE HAD GONE TO THE REFUGEE CAMP FOR A MEETING		8	2.1%
INCHARGE NEEDED AN INTRODUCTOR LETTER FROM THE DISTRICT HEALTH OFFICER		9	2.3%
INCHARGE NOT AROUND & OTHERS WERE TOO BUSY TO ATTEND TO ME		9	2.3%
Main facility is a Hospital		5	1.3%
NO BODY WAS AT THE HEALTH CENTER/ IT WAS LOCKED FOR THE THREE DAS WE WERE IN THE EA		8	2.1%
NOT DONE, ITS A WEEKEND		1	0.3%
Not there. Go to mainland at different locations		7	1.8%
Refferal Hospital		19	4.9%
Refferal hospital		7	1.8%
THE COMMUNITY MAINLY USES LUBAGA HOSPITAL		12	3.1%
THE COMMUNITY MEMBERS ACCESS		4	1.0%

File : CSEC1A

Reason_Health_Not_Done: Reason Health not done:

Value	Label	Cases	Percentage
THEIR TREATMENT FROM NAGURU HOSPITAL			
THE COMMUNITY USE MASINDI HOSPITAL		6	<div><div></div></div> 1.5%
THE COMMUNITY USE KAGADI HOSPITAL		3	<div><div></div></div> 0.8%
THE COMMUNITY USES A HOSPITAL		5	<div><div></div></div> 1.3%
THE COMMUNITY USES THE HOSPITAL		7	<div><div></div></div> 1.8%
THE COMMUNITY USES THE HOSPITAL HENCE NOT DATA IS COLLECTED FROM .		12	<div><div></div></div> 3.1%
THE ONE RESPONSIBLE FOR ANSWERING WASNT PRESENT. WILL DO IT NEXT VISIT		6	<div><div></div></div> 1.5%
THEY HAD ALL GONE FOR OUTREACH(THE ARE ONLY TWO)		9	<div><div></div></div> 2.3%
THEY USE A PRIVATE HOSPITAL & P7 PUPILS HAD ALREADY LEFT SCHOOL.		4	<div><div></div></div> 1.0%
THEY USE NAGURU HOSPITAL		7	<div><div></div></div> 1.8%
The Community uses the Referral Hospital		8	<div><div></div></div> 2.1%
The community members mainly		10	<div><div></div></div> 2.6%

File : CSEC1A

Reason_Health_Not_Done: Reason Health not done:

Value	Label	Cases	Percentage
go to Entebbe hospital			
They use a hospital called buloba st. francis hospital		11	<div><div></div></div> 2.8%
They use the main Hospital KAYUNGA HOSPITAL		8	<div><div></div></div> 2.1%
WEEKEND		10	<div><div></div></div> 2.6%
data collected by another team in trip 1		7	<div><div></div></div> 1.8%
done by another team in trip 1		4	<div><div></div></div> 1.0%
it's a gorvenment hospital (st francis buluba hospital)		5	<div><div></div></div> 1.3%
no health centre at the island		3	<div><div></div></div> 0.8%
staff gone on outreach		20	<div><div></div></div> 5.1%
the community now uses Mulago Hospital after the HC has been demolished for renovation		6	<div><div></div></div> 1.5%
the community uses Naguru Hospital		10	<div><div></div></div> 2.6%
the community uses a private hospital		10	<div><div></div></div> 2.6%
they mainly use Nsambya hospital		1	<div><div></div></div> 0.3%
they use a gov"t hospital (kamuli hospital)		10	<div><div></div></div> 2.6%
weekend		1	<div><div></div></div> 0.3%

Warning: these figures indicate the number of cases found in the data file. They cannot be interpreted as summary statistics of the population of interest.

Infrastructure_Response: Road Infrastructure Response Status

Information		[Type= discrete] [Format=numeric] [Range= 1-3] [Missing=*]		
Statistics [NW/ W]		[Valid=2175 /-] [Invalid=1219 /-]		
Value	Label	Cases	Percentage	
1	Completed	1455	<div></div>	66.9%
2	Partially Done	273	<div></div>	12.6%
3	Not Done	447	<div></div>	20.6%

File : CSEC1A

Infrastructure_Response: Road Infrastructure Response Status

Value	Label	Cases	Percentage
Sysmiss		1219	

Warning: these figures indicate the number of cases found in the data file. They cannot be interpreted as summary statistics of the population of interest.

Reason_Road_Inf_Not_Done: Reason Road Infrastructure not done

Information	[Type= discrete] [Format=character] [Missing=*]
Statistics [NW/ W]	[Valid=437 /-]

Value	Label	Cases	Percentage
Away from office		7	<div></div> 1.6%
COMPETENT RESPONDENT NOT AVAILABLE		8	<div></div> 1.8%
COMPLETED VISIT 1		44	<div></div> 10.1%
City Authority not accessed		4	<div></div> 0.9%
Completed during first visit		10	<div></div> 2.3%
DIV ENG DOES NOT HAVE THE NEEDED IMFORM .HAS DIRECTED ME KCCA HEAD OFFICE		4	<div></div> 0.9%
DIV ENGINEER NOT IN POSITION TO GIVE DATA		7	<div></div> 1.6%
Done complete visit 1		5	<div></div> 1.1%
ENGINEER WAS AWAY. CALL BACK. VISIT 1. ON VISIT 2 THE ENGINEER IS SAYING HE IS VERY BUSY THAT I WILL HAVE TO WAIT FOR HIM FOR SOME TIME SO THAT HE GIVES ME TIME.		7	<div></div> 1.6%
HOLIDAY		19	<div></div> 4.3%
Had already been done during first visit.		10	<div></div> 2.3%
Hospital Level		11	<div></div> 2.5%

File : CSEC1A

Reason_Road_Inf_Not_Done: Reason Road Infrastructure not done

Value	Label	Cases	Percentage
Islands. No roads.		7	1.6%
Its holiday time and none of the staff members stays around		6	1.4%
Knowledgeable staff not in office		10	2.3%
NOT DONE, ITS A WEEKEND		1	0.2%
NOT IN OFFICE		9	2.1%
Needed Appointment		8	1.8%
ROAD INACCESSIBLE TO THE SCHOOL DUE TO HEAVY RAINS		10	2.3%
SCHOOL CLOSED AS TEACHERS HAVE GONE FOR THE TWO DAYS VERIFICATION EXERCISE		11	2.5%
SCHOOL CLOSED FOR HOLIDAYS AND NO PERSON AVAILABLE TO GET INFORMATION FROM		10	2.3%
Shared with cluster 1171100312		10	2.3%
THE HEADMASTER WANTED A LETTER FROM THE TOWN CLERK NOT FROM THE CAO, THE TOWN CLERK WAS NOT IN OFFICE		30	6.9%
THE SUBCOUNTY CHIEF HAD NO INFORMATION BUT PROMISED		10	2.3%

File : CSEC1A

Reason_Road_Inf_Not_Done: Reason Road Infrastructure not done

Value	Label	Cases	Percentage
TO GIVE IT NEXT TIME WE VISIT.			
TOWN ENGINEER WAS IN KAMPALA FOR HIS EXAMS.		10	<div><div></div></div> 2.3%
The engineer has been too busy but promised to avail me with all the necessary information		6	<div><div></div></div> 1.4%
The school was closed for holidays and there was no one at school at the time of visit		6	<div><div></div></div> 1.4%
The sub county Engineer was in Mbarara for some days. To be done in Second Visit		10	<div><div></div></div> 2.3%
WEEKEND		4	<div><div></div></div> 0.9%
WEEKEND - STAFF NOT AVAILABLE		7	<div><div></div></div> 1.6%
Weekend		10	<div><div></div></div> 2.3%
Weekend and strted holidays early.		11	<div><div></div></div> 2.5%
data collected by another team in trip 1		7	<div><div></div></div> 1.6%
engineer not in office		1	<div><div></div></div> 0.2%
holiday		23	<div><div></div></div> 5.3%
holiday but had refused to be interviewed, that they have never seen any change since they started the exercise with us. we were warned never to go back there since they get hlp from church and not the government.		5	<div><div></div></div> 1.1%
holidays and no respondent wasn't available.		1	<div><div></div></div> 0.2%

File : CSEC1A

Reason_Road_Inf_Not_Done: Reason Road Infrastructure not done

Value	Label	Cases	Percentage
its time for holiday so no one was found in the school		10	2.3%
no officials in the sub-county during the two visits made.		11	2.5%
no school at the island		3	0.7%
no staff at subcounty		7	1.6%
nobody in office		2	0.5%
person responsible was absent at time of visit		4	0.9%
school closed for holidays and the responsible people do not stay in the quarters		8	1.8%
subcounty inaccessible - rains made road bad		9	2.1%
weekend		13	3.0%
weekend - no staff		10	2.3%
weekend came before the interview and i had to travel to the next district. it will be done in visit two		1	0.2%

Warning: these figures indicate the number of cases found in the data file. They cannot be interpreted as summary statistics of the population of interest.

ComOrg_Response: Community Organisations Response Status

Information	[Type= discrete] [Format=numeric] [Range= 1-3] [Missing=*]		
Statistics [NW/ W]	[Valid=2195 /-] [Invalid=1199 /-]		
Value	Label	Cases	Percentage
1	Completed	1690	77.0%
2	Partially Done	266	12.1%
3	Not Done	239	10.9%
Sysmiss		1199	

Warning: these figures indicate the number of cases found in the data file. They cannot be interpreted as summary statistics of the population of interest.

Reason_Comm_Org_Not_Done: Reason Community Organisations not done

Information	[Type= discrete] [Format=character] [Missing=*]
Statistics [NW/ W]	[Valid=236 /-] [Invalid=0 /-]

File : CSEC1A

Reason_Comm_Org_Not_Done: Reason Community Organisations not done

Value	Label	Cases	Percentage
CLOSED OVER THE WEEKEND		10	4.2%
COMPLETED VISIT 1		22	9.3%
COMPLETED VISIT 1		22	9.3%
Done complete visit 1		5	2.1%
FACILITY USED IS HOSPITAL		3	1.3%
Health Centre demolished for renovation		7	3.0%
Hospital		4	1.7%
Hospital level		10	4.2%
NO ELIGIBLE STAFF AT HEALTH CENTRE		2	0.8%
On Holiday		8	3.4%
Refferal Hospital		4	1.7%
SHARED WITH CLUSTER		13	5.5%
Shared with cluster 1171100312		10	4.2%
THE COMMUNITY USE A PRIVATE HOSPITAL- KINYARA S.W HOSPITAL		4	1.7%
THE COMMUNITY USE MASINDI HOSPITAL		6	2.5%
THE COMMUNITY USES THE HOSPITAL		7	3.0%
THE INCHARGE WAS NOT AROUND AND OTHER STAFF COULD NOT HELP		6	2.5%
THEY USE NSAMBYA HOSPITAL		1	0.4%
The community members access		4	1.7%

File : CSEC1A

Reason_Comm_Org_Not_Done: Reason Community Organisations not done

Value	Label	Cases	Percentage
their treatment from Naguru Hospital			
The community uses the Hospital-Rubaga Hospital		10	<div><div></div></div> 4.2%
WEEKEND AND BAD WEATHER - NO STAFF		10	<div><div></div></div> 4.2%
WEEKEND NO ELIGIBLE STAFF		7	<div><div></div></div> 3.0%
community uses BUTABIKA HOSPITAL		12	<div><div></div></div> 5.1%
completed during first visit		10	<div><div></div></div> 4.2%
health centre demolished for renovation		6	<div><div></div></div> 2.5%
hospital		1	<div><div></div></div> 0.4%
no health centre at the island		3	<div><div></div></div> 1.3%
the community go to kagadi hospital		3	<div><div></div></div> 1.3%
the community use the hospital		5	<div><div></div></div> 2.1%
the community uses the Hospital		10	<div><div></div></div> 4.2%
the community uses the hospital		8	<div><div></div></div> 3.4%
they uses mulago hospital - very near		3	<div><div></div></div> 1.3%

Warning: these figures indicate the number of cases found in the data file. They cannot be interpreted as summary statistics of the population of interest.

SupervisorID: Supervisor ID

Information		[Type= discrete] [Format=numeric] [Range= 3-41] [Missing=*]	
Statistics [NW/ W]		[Valid=832 /-] [Invalid=2562 /-]	
Value	Label	Cases	Percentage
3	AKITENG DEBORAH	127	<div></div> 15.3%
5	ALUMA CHRISTINE MALIA	67	<div></div> 8.1%
9	EKWAW HELLEN	122	<div></div> 14.7%
15	KAMUSIIME ROLAND	181	<div></div> 21.8%
16	KOBUSINGYE JANEPHER	45	<div></div> 5.4%
19	MASABA MOSES	69	<div></div> 8.3%
21	MAYANJA IVAN WILLIS	92	<div></div> 11.1%
23	MUKASA JOSEPH K.	97	<div></div> 11.7%

File : CSEC1A

SupervisorID: Supervisor ID

Value	Label	Cases	Percentage
41	MPAGI TIMOTHY	32	<div></div> 3.8%
Sysmiss		2562	

Warning: these figures indicate the number of cases found in the data file. They cannot be interpreted as summary statistics of the population of interest.

File : CSEC2A

District_Name: District name

Information [Type= discrete] [Format=numeric] [Range= 101-426] [Missing=*]

Statistics [NW/ W] [Valid=10065 /-] [Invalid=0 /-]

Value	Label	Cases	Percentage
101		33	0.3%
102		957	9.5%
103		33	0.3%
104		132	1.3%
105		33	0.3%
106		99	1.0%
107		165	1.6%
108		132	1.3%
110		231	2.3%
111		99	1.0%
112		132	1.3%
113		396	3.9%
115		198	2.0%
116		33	0.3%
117		132	1.3%
118		33	0.3%
119		33	0.3%
120		33	0.3%
122		99	1.0%
123		33	0.3%
124		165	1.6%
201		99	1.0%
203		99	1.0%
204		198	2.0%
205		33	0.3%
207		33	0.3%
208		132	1.3%
209		66	0.7%
210		66	0.7%
211		99	1.0%
212		165	1.6%
214		264	2.6%
215		99	1.0%
216		66	0.7%
218		66	0.7%
219		99	1.0%
221		66	0.7%
222		33	0.3%
223		231	2.3%
224		33	0.3%
225		66	0.7%

File : CSEC2A

District_Name: District name

Value	Label	Cases	Percentage
226		132	<div></div> 1.3%
228		33	<div></div> 0.3%
230		33	<div></div> 0.3%
232		66	<div></div> 0.7%
302		198	<div></div> 2.0%
303		297	<div></div> 3.0%
304		132	<div></div> 1.3%
305		33	<div></div> 0.3%
306		132	<div></div> 1.3%
307		99	<div></div> 1.0%
308		33	<div></div> 0.3%
309		99	<div></div> 1.0%
310		132	<div></div> 1.3%
311		99	<div></div> 1.0%
312		33	<div></div> 0.3%
313		66	<div></div> 0.7%
314		33	<div></div> 0.3%
317		99	<div></div> 1.0%
318		132	<div></div> 1.3%
319		99	<div></div> 1.0%
320		66	<div></div> 0.7%
321		132	<div></div> 1.3%
322		66	<div></div> 0.7%
323		132	<div></div> 1.3%
325		132	<div></div> 1.3%
327		33	<div></div> 0.3%
329		33	<div></div> 0.3%
330		99	<div></div> 1.0%
402		66	<div></div> 0.7%
403		165	<div></div> 1.6%
404		99	<div></div> 1.0%
405		165	<div></div> 1.6%
406		165	<div></div> 1.6%
407		132	<div></div> 1.3%
408		99	<div></div> 1.0%
409		99	<div></div> 1.0%
410		165	<div></div> 1.6%
411		198	<div></div> 2.0%
412		99	<div></div> 1.0%
414		33	<div></div> 0.3%
415		132	<div></div> 1.3%
417		198	<div></div> 2.0%
418		132	<div></div> 1.3%

File : CSEC2A

District_Name: District name

Value	Label	Cases	Percentage
419		33	0.3%
420		66	0.7%
421		33	0.3%
422		33	0.3%
423		33	0.3%
426		33	0.3%

Warning: these figures indicate the number of cases found in the data file. They cannot be interpreted as summary statistics of the population of interest.

SubCounty: Sub-county/division/town council

Information	[Type= discrete] [Format=numeric] [Range= 101204-426104] [Missing=*]
Statistics [NW/ W]	[Valid=10065 /-] [Invalid=0 /-]

Value	Label	Cases	Percentage
101204		33	0.3%
102101		66	0.7%
102102		132	1.3%
102103		330	3.3%
102104		198	2.0%
102105		231	2.3%
103105		33	0.3%
104102		33	0.3%
104104		33	0.3%
104105		33	0.3%
104208		33	0.3%
105105		33	0.3%
106101		66	0.7%
106106		33	0.3%
107105		66	0.7%
107202		33	0.3%
107302		33	0.3%
107305		33	0.3%
108106		33	0.3%
108301		66	0.7%
108305		33	0.3%
110105		33	0.3%
110203		33	0.3%
110204		33	0.3%
110206		33	0.3%
110207		33	0.3%
110305		33	0.3%
110306		33	0.3%
111102		33	0.3%
111202		66	0.7%
112102		33	0.3%
112104		33	0.3%

File : CSEC2A

SubCounty: Sub-county/division/town council

Value	Label	Cases	Percentage
112203		33	<div></div> 0.3%
112204		33	<div></div> 0.3%
113105		66	<div></div> 0.7%
113111		33	<div></div> 0.3%
113112		33	<div></div> 0.3%
113113		66	<div></div> 0.7%
113303		99	<div></div> 1.0%
113304		33	<div></div> 0.3%
113306		33	<div></div> 0.3%
113307		33	<div></div> 0.3%
115103		33	<div></div> 0.3%
115104		33	<div></div> 0.3%
115202		33	<div></div> 0.3%
115203		33	<div></div> 0.3%
115205		33	<div></div> 0.3%
115207		33	<div></div> 0.3%
116102		33	<div></div> 0.3%
117103		33	<div></div> 0.3%
117104		33	<div></div> 0.3%
117110		66	<div></div> 0.7%
118101		33	<div></div> 0.3%
119103		33	<div></div> 0.3%
120105		33	<div></div> 0.3%
122102		33	<div></div> 0.3%
122105		33	<div></div> 0.3%
122106		33	<div></div> 0.3%
123108		33	<div></div> 0.3%
124101		33	<div></div> 0.3%
124103		33	<div></div> 0.3%
124104		33	<div></div> 0.3%
124107		33	<div></div> 0.3%
124108		33	<div></div> 0.3%
201106		66	<div></div> 0.7%
201110		33	<div></div> 0.3%
203202		33	<div></div> 0.3%
203301		33	<div></div> 0.3%
203303		33	<div></div> 0.3%
204101		33	<div></div> 0.3%
204102		33	<div></div> 0.3%
204203		33	<div></div> 0.3%
204301		66	<div></div> 0.7%
204302		33	<div></div> 0.3%
205104		33	<div></div> 0.3%

File : CSEC2A

SubCounty: Sub-county/division/town council

Value	Label	Cases	Percentage
207103		33	0.3%
208102		66	0.7%
208104		33	0.3%
208107		33	0.3%
209201		66	0.7%
210205		66	0.7%
211101		33	0.3%
211103		33	0.3%
211106		33	0.3%
212104		33	0.3%
212105		33	0.3%
212202		33	0.3%
212305		33	0.3%
212311		33	0.3%
214101		66	0.7%
214102		33	0.3%
214108		33	0.3%
214113		132	1.3%
215109		33	0.3%
215115		33	0.3%
215120		33	0.3%
216202		66	0.7%
218103		33	0.3%
218115		33	0.3%
219103		99	1.0%
221109		66	0.7%
222106		33	0.3%
223108		33	0.3%
223120		33	0.3%
223121		99	1.0%
223126		33	0.3%
223128		33	0.3%
224105		33	0.3%
225103		33	0.3%
225111		33	0.3%
226101		33	0.3%
226103		66	0.7%
226104		33	0.3%
228102		33	0.3%
230107		33	0.3%
232101		33	0.3%
232203		33	0.3%
302101		33	0.3%












































File : CSEC2A

SubCounty: Sub-county/division/town council

Value	Label	Cases	Percentage
302201		66	0.7%
302203		33	0.3%
302204		33	0.3%
302205		33	0.3%
303201		33	0.3%
303202		33	0.3%
303204		33	0.3%
303402		33	0.3%
303404		66	0.7%
303405		33	0.3%
303503		33	0.3%
303504		33	0.3%
304102		33	0.3%
304204		66	0.7%
304301		33	0.3%
305102		33	0.3%
306102		33	0.3%
306103		66	0.7%
306106		33	0.3%
307108		66	0.7%
307202		33	0.3%
308102		33	0.3%
309102		33	0.3%
309103		33	0.3%
309204		33	0.3%
310102		33	0.3%
310206		66	0.7%
310207		33	0.3%
311103		66	0.7%
311302		33	0.3%
312105		33	0.3%
313102		33	0.3%
313104		33	0.3%
314103		33	0.3%
317101		33	0.3%
317102		33	0.3%
317106		33	0.3%
318103		66	0.7%
318107		33	0.3%
318114		33	0.3%
319103		33	0.3%
319105		33	0.3%
319107		33	0.3%

File : CSEC2A

SubCounty: Sub-county/division/town council

Value	Label	Cases	Percentage
320103		33	 0.3%
320108		33	 0.3%
321103		33	 0.3%
321105		33	 0.3%
321106		33	 0.3%
321107		33	 0.3%
322108		33	 0.3%
322111		33	 0.3%
323104		33	 0.3%
323106		33	 0.3%
323107		33	 0.3%
323108		33	 0.3%
325101		33	 0.3%
325103		99	 1.0%
327103		33	 0.3%
329106		33	 0.3%
330107		66	 0.7%
330110		33	 0.3%
402207		33	 0.3%
402208		33	 0.3%
403101		33	 0.3%
403105		33	 0.3%
403201		33	 0.3%
403205		33	 0.3%
403301		33	 0.3%
404102		33	 0.3%
404207		33	 0.3%
404403		33	 0.3%
405104		33	 0.3%
405208		33	 0.3%
405211		33	 0.3%
405301		33	 0.3%
405302		33	 0.3%
406108		33	 0.3%
406201		33	 0.3%
406210		33	 0.3%
406212		33	 0.3%
406303		33	 0.3%
407202		33	 0.3%
407205		33	 0.3%
407303		33	 0.3%
407306		33	 0.3%
408102		33	 0.3%

File : CSEC2A

SubCounty: Sub-county/division/town council

Value	Label	Cases	Percentage
408112		33	<div></div> 0.3%
408113		33	<div></div> 0.3%
409101		33	<div></div> 0.3%
409203		33	<div></div> 0.3%
409301		33	<div></div> 0.3%
410102		33	<div></div> 0.3%
410105		33	<div></div> 0.3%
410201		66	<div></div> 0.7%
410303		33	<div></div> 0.3%
411103		33	<div></div> 0.3%
411203		33	<div></div> 0.3%
411302		33	<div></div> 0.3%
411304		33	<div></div> 0.3%
411402		33	<div></div> 0.3%
411403		33	<div></div> 0.3%
412103		33	<div></div> 0.3%
412201		33	<div></div> 0.3%
412203		33	<div></div> 0.3%
414116		33	<div></div> 0.3%
415105		33	<div></div> 0.3%
415106		33	<div></div> 0.3%
415110		33	<div></div> 0.3%
415114		33	<div></div> 0.3%
417101		33	<div></div> 0.3%
417102		33	<div></div> 0.3%
417104		33	<div></div> 0.3%
417105		33	<div></div> 0.3%
417110		33	<div></div> 0.3%
417114		33	<div></div> 0.3%
418104		33	<div></div> 0.3%
418201		33	<div></div> 0.3%
418202		33	<div></div> 0.3%
418209		33	<div></div> 0.3%
419204		33	<div></div> 0.3%
420107		33	<div></div> 0.3%
420108		33	<div></div> 0.3%
421108		33	<div></div> 0.3%
422102		33	<div></div> 0.3%
423109		33	<div></div> 0.3%
426104		33	<div></div> 0.3%

Warning: these figures indicate the number of cases found in the data file. They cannot be interpreted as summary statistics of the population of interest.

Parish: Parish/ward

Information [Type= discrete] [Format=numeric] [Range= 10120402-42610402] [Missing=*]

File : CSEC2A

Parish: Parish/ward

Statistics [NW/ W] [Valid=10065 /-] [Invalid=0 /-]

Value	Label	Cases	Percentage
10120402		33	<div></div> 0.3%
10210104		33	<div></div> 0.3%
10210108		33	<div></div> 0.3%
10210202		33	<div></div> 0.3%
10210205		33	<div></div> 0.3%
10210206		33	<div></div> 0.3%
10210208		33	<div></div> 0.3%
10210301		33	<div></div> 0.3%
10210302		33	<div></div> 0.3%
10210304		33	<div></div> 0.3%
10210305		66	<div></div> 0.7%
10210306		33	<div></div> 0.3%
10210308		33	<div></div> 0.3%
10210309		66	<div></div> 0.7%
10210312		33	<div></div> 0.3%
10210401		33	<div></div> 0.3%
10210402		33	<div></div> 0.3%
10210410		33	<div></div> 0.3%
10210411		33	<div></div> 0.3%
10210417		33	<div></div> 0.3%
10210419		33	<div></div> 0.3%
10210501		33	<div></div> 0.3%
10210503		33	<div></div> 0.3%
10210504		33	<div></div> 0.3%
10210510		33	<div></div> 0.3%
10210513		33	<div></div> 0.3%
10210515		33	<div></div> 0.3%
10210518		33	<div></div> 0.3%
10310505		33	<div></div> 0.3%
10410204		33	<div></div> 0.3%
10410403		33	<div></div> 0.3%
10410504		33	<div></div> 0.3%
10420804		33	<div></div> 0.3%
10510502		33	<div></div> 0.3%
10610101		33	<div></div> 0.3%
10610109		33	<div></div> 0.3%
10610606		33	<div></div> 0.3%
10710503		33	<div></div> 0.3%
10710505		33	<div></div> 0.3%
10720206		33	<div></div> 0.3%
10730203		33	<div></div> 0.3%
10730507		33	<div></div> 0.3%

File : CSEC2A

Parish: Parish/ward

Value	Label	Cases	Percentage
10810603		33	0.3%
10830101		33	0.3%
10830105		33	0.3%
10830502		33	0.3%
11010501		33	0.3%
11020306		33	0.3%
11020401		33	0.3%
11020603		33	0.3%
11020704		33	0.3%
11030501		33	0.3%
11030601		33	0.3%
11110201		33	0.3%
11120204		33	0.3%
11120206		33	0.3%
11210203		33	0.3%
11210402		33	0.3%
11220301		33	0.3%
11220403		33	0.3%
11310504		33	0.3%
11310505		33	0.3%
11311102		33	0.3%
11311203		33	0.3%
11311302		33	0.3%
11311306		33	0.3%
11330301		66	0.7%
11330305		33	0.3%
11330403		33	0.3%
11330606		33	0.3%
11330701		33	0.3%
11510302		33	0.3%
11510403		33	0.3%
11520209		33	0.3%
11520307		33	0.3%
11520504		33	0.3%
11520703		33	0.3%
11610205		33	0.3%
11710308		33	0.3%
11710405		33	0.3%
11711003		66	0.7%
11810104		33	0.3%
11910303		33	0.3%
12010502		33	0.3%
12210206		33	0.3%

File : CSEC2A

Parish: Parish/ward

Value	Label	Cases	Percentage
12210502		33	0.3%
12210602		33	0.3%
12310803		33	0.3%
12410106		33	0.3%
12410302		33	0.3%
12410401		33	0.3%
12410701		33	0.3%
12410802		33	0.3%
20110602		66	0.7%
20111009		33	0.3%
20320203		33	0.3%
20330101		33	0.3%
20330304		33	0.3%
20410103		33	0.3%
20410204		33	0.3%
20420301		33	0.3%
20430101		33	0.3%
20430102		33	0.3%
20430205		33	0.3%
20510401		33	0.3%
20710301		33	0.3%
20810214		66	0.7%
20810404		33	0.3%
20810713		33	0.3%
20920101		33	0.3%
20920104		33	0.3%
21020504		66	0.7%
21110105		33	0.3%
21110303		33	0.3%
21110603		33	0.3%
21210403		33	0.3%
21210504		33	0.3%
21220201		33	0.3%
21230502		33	0.3%
21231101		33	0.3%
21410104		33	0.3%
21410106		33	0.3%
21410202		33	0.3%
21410801		33	0.3%
21411301		33	0.3%
21411303		99	1.0%
21510902		33	0.3%
21511502		33	0.3%

File : CSEC2A

Parish: Parish/ward

Value	Label	Cases	Percentage
21512002		33	<div></div> 0.3%
21620203		66	<div></div> 0.7%
21810302		33	<div></div> 0.3%
21811504		33	<div></div> 0.3%
21910313		33	<div></div> 0.3%
21910317		66	<div></div> 0.7%
22110902		33	<div></div> 0.3%
22110905		33	<div></div> 0.3%
22210602		33	<div></div> 0.3%
22310805		33	<div></div> 0.3%
22312002		33	<div></div> 0.3%
22312101		66	<div></div> 0.7%
22312103		33	<div></div> 0.3%
22312601		33	<div></div> 0.3%
22312801		33	<div></div> 0.3%
22410505		33	<div></div> 0.3%
22510304		33	<div></div> 0.3%
22511103		33	<div></div> 0.3%
22610101		33	<div></div> 0.3%
22610302		33	<div></div> 0.3%
22610303		33	<div></div> 0.3%
22610405		33	<div></div> 0.3%
22810203		33	<div></div> 0.3%
23010709		33	<div></div> 0.3%
23210104		33	<div></div> 0.3%
23220304		33	<div></div> 0.3%
30210102		33	<div></div> 0.3%
30220105		33	<div></div> 0.3%
30220107		33	<div></div> 0.3%
30220302		33	<div></div> 0.3%
30220405		33	<div></div> 0.3%
30220505		33	<div></div> 0.3%
30320102		33	<div></div> 0.3%
30320207		33	<div></div> 0.3%
30320405		33	<div></div> 0.3%
30340204		33	<div></div> 0.3%
30340401		33	<div></div> 0.3%
30340403		33	<div></div> 0.3%
30340507		33	<div></div> 0.3%
30350304		33	<div></div> 0.3%
30350402		33	<div></div> 0.3%
30410201		33	<div></div> 0.3%
30420401		33	<div></div> 0.3%

File : CSEC2A

Parish: Parish/ward

Value	Label	Cases	Percentage
30420402		33	0.3%
30430104		33	0.3%
30510208		33	0.3%
30610203		33	0.3%
30610301		66	0.7%
30610601		33	0.3%
30710802		33	0.3%
30710803		33	0.3%
30720203		33	0.3%
30810206		33	0.3%
30910205		33	0.3%
30910305		33	0.3%
30920406		33	0.3%
31010202		33	0.3%
31020603		33	0.3%
31020604		33	0.3%
31020706		33	0.3%
31110302		66	0.7%
31130201		33	0.3%
31210502		33	0.3%
31310205		33	0.3%
31310403		33	0.3%
31410304		33	0.3%
31710101		33	0.3%
31710202		33	0.3%
31710605		33	0.3%
31810302		66	0.7%
31810705		33	0.3%
31811402		33	0.3%
31910303		33	0.3%
31910508		33	0.3%
31910702		33	0.3%
32010303		33	0.3%
32010808		33	0.3%
32110304		33	0.3%
32110505		33	0.3%
32110601		33	0.3%
32110706		33	0.3%
32210802		33	0.3%
32211104		33	0.3%
32310403		33	0.3%
32310604		33	0.3%
32310701		33	0.3%

File : CSEC2A

Parish: Parish/ward

Value	Label	Cases	Percentage
32310802		33	0.3%
32510102		33	0.3%
32510305		33	0.3%
32510306		66	0.7%
32710303		33	0.3%
32910602		33	0.3%
33010701		33	0.3%
33010703		33	0.3%
33011001		33	0.3%
40220705		33	0.3%
40220805		33	0.3%
40310102		33	0.3%
40310505		33	0.3%
40320102		33	0.3%
40320504		33	0.3%
40330104		33	0.3%
40410203		33	0.3%
40420704		33	0.3%
40440303		33	0.3%
40510402		33	0.3%
40520803		33	0.3%
40521103		33	0.3%
40530104		33	0.3%
40530203		33	0.3%
40610804		33	0.3%
40620102		33	0.3%
40621003		33	0.3%
40621201		33	0.3%
40630307		33	0.3%
40720204		33	0.3%
40720501		33	0.3%
40730303		33	0.3%
40730604		33	0.3%
40810201		33	0.3%
40811202		33	0.3%
40811304		33	0.3%
40910104		33	0.3%
40920305		33	0.3%
40930103		33	0.3%
41010204		33	0.3%
41010502		33	0.3%
41020101		66	0.7%
41030306		33	0.3%

File : CSEC2A

Parish: Parish/ward

Value	Label	Cases	Percentage	
41110301		33	<div></div>	0.3%
41120302		33	<div></div>	0.3%
41130202		33	<div></div>	0.3%
41130402		33	<div></div>	0.3%
41140202		33	<div></div>	0.3%
41140303		33	<div></div>	0.3%
41210304		33	<div></div>	0.3%
41220107		33	<div></div>	0.3%
41220304		33	<div></div>	0.3%
41411601		33	<div></div>	0.3%
41510502		33	<div></div>	0.3%
41510608		33	<div></div>	0.3%
41511004		33	<div></div>	0.3%
41511407		33	<div></div>	0.3%
41710101		33	<div></div>	0.3%
41710201		33	<div></div>	0.3%
41710401		33	<div></div>	0.3%
41710501		33	<div></div>	0.3%
41711004		33	<div></div>	0.3%
41711404		33	<div></div>	0.3%
41810403		33	<div></div>	0.3%
41820102		33	<div></div>	0.3%
41820201		33	<div></div>	0.3%
41820907		33	<div></div>	0.3%
41920402		33	<div></div>	0.3%
42010704		33	<div></div>	0.3%
42010803		33	<div></div>	0.3%
42110801		33	<div></div>	0.3%
42210204		33	<div></div>	0.3%
42310905		33	<div></div>	0.3%
42610402		33	<div></div>	0.3%

Warning: these figures indicate the number of cases found in the data file. They cannot be interpreted as summary statistics of the population of interest.

Villagecode: Village code

Information	[Type= discrete] [Format=numeric] [Range= 1012040204-4261040201] [Missing=*]			
Statistics [NW/ W]	[Valid=10065 /-] [Invalid=0 /-]			
Value	Label	Cases	Percentage	
1012040204		33	<div></div>	0.3%
1021010402		33	<div></div>	0.3%
1021010802		33	<div></div>	0.3%
1021020205		33	<div></div>	0.3%
1021020504		33	<div></div>	0.3%
1021020601		33	<div></div>	0.3%
1021020805		33	<div></div>	0.3%

File : CSEC2A

Villagecode: Village code

Value	Label	Cases	Percentage
1021030109		33	0.3%
1021030203		33	0.3%
1021030412		33	0.3%
1021030504		33	0.3%
1021030509		33	0.3%
1021030606		33	0.3%
1021030803		33	0.3%
1021030904		66	0.7%
1021031208		33	0.3%
1021040102		33	0.3%
1021040203		33	0.3%
1021041002		33	0.3%
1021041118		33	0.3%
1021041701		33	0.3%
1021041903		33	0.3%
1021050106		33	0.3%
1021050307		33	0.3%
1021050405		33	0.3%
1021051004		33	0.3%
1021051305		33	0.3%
1021051506		33	0.3%
1021051832		33	0.3%
1031050505		33	0.3%
1041020405		33	0.3%
1041040304		33	0.3%
1041050403		33	0.3%
1042080404		33	0.3%
1051050201		33	0.3%
1061010108		33	0.3%
1061010902		33	0.3%
1061060602		33	0.3%
1071050302		33	0.3%
1071050503		33	0.3%
1072020601		33	0.3%
1073020305		33	0.3%
1073050702		33	0.3%
1081060309		33	0.3%
1083010101		33	0.3%
1083010505		33	0.3%
1083050204		33	0.3%
1101050107		33	0.3%
1102030601		33	0.3%
1102040107		33	0.3%

File : CSEC2A

Villagecode: Village code

Value	Label	Cases	Percentage	
1102060309		33	<div></div>	0.3%
1102070403		33	<div></div>	0.3%
1103050102		33	<div></div>	0.3%
1103060102		33	<div></div>	0.3%
1111020105		33	<div></div>	0.3%
1112020403		33	<div></div>	0.3%
1112020618		33	<div></div>	0.3%
1121020302		33	<div></div>	0.3%
1121040209		33	<div></div>	0.3%
1122030104		33	<div></div>	0.3%
1122040303		33	<div></div>	0.3%
1131050402		33	<div></div>	0.3%
1131050505		33	<div></div>	0.3%
1131110205		33	<div></div>	0.3%
1131120307		33	<div></div>	0.3%
1131130204		33	<div></div>	0.3%
1131130602		33	<div></div>	0.3%
1133030101		33	<div></div>	0.3%
1133030109		33	<div></div>	0.3%
1133030504		33	<div></div>	0.3%
1133040308		33	<div></div>	0.3%
1133060601		33	<div></div>	0.3%
1133070102		33	<div></div>	0.3%
1151030204		33	<div></div>	0.3%
1151040307		33	<div></div>	0.3%
1152020907		33	<div></div>	0.3%
1152030702		33	<div></div>	0.3%
1152050405		33	<div></div>	0.3%
1152070306		33	<div></div>	0.3%
1161020501		33	<div></div>	0.3%
1171030802		33	<div></div>	0.3%
1171040504		33	<div></div>	0.3%
1171100309		33	<div></div>	0.3%
1171100312		33	<div></div>	0.3%
1181010407		33	<div></div>	0.3%
1191030304		33	<div></div>	0.3%
1201050202		33	<div></div>	0.3%
1221020604		33	<div></div>	0.3%
1221050203		33	<div></div>	0.3%
1221060206		33	<div></div>	0.3%
1231080303		33	<div></div>	0.3%
1241010603		33	<div></div>	0.3%
1241030216		33	<div></div>	0.3%

File : CSEC2A

Villagecode: Village code

Value	Label	Cases	Percentage
1241040102		33	0.3%
1241070106		33	0.3%
1241080210		33	0.3%
2011060205		66	0.7%
2011100902		33	0.3%
2032020304		33	0.3%
2033010101		33	0.3%
2033030403		33	0.3%
2041010302		33	0.3%
2041020405		33	0.3%
2042030105		33	0.3%
2043010103		33	0.3%
2043010202		33	0.3%
2043020514		33	0.3%
2051040101		33	0.3%
2071030105		33	0.3%
2081021402		66	0.7%
2081040401		33	0.3%
2081071301		33	0.3%
2092010105		33	0.3%
2092010401		33	0.3%
2102050401		66	0.7%
2111010504		33	0.3%
2111030302		33	0.3%
2111060303		33	0.3%
2121040306		33	0.3%
2121050407		33	0.3%
2122020101		33	0.3%
2123050204		33	0.3%
2123110101		33	0.3%
2141010403		33	0.3%
2141010604		33	0.3%
2141020206		33	0.3%
2141080105		33	0.3%
2141130103		33	0.3%
2141130307		99	1.0%
2151090208		33	0.3%
2151150202		33	0.3%
2151200204		33	0.3%
2162020306		66	0.7%
2181030213		33	0.3%
2181150401		33	0.3%
2191031301		33	0.3%

File : CSEC2A

Villagecode: Village code

Value	Label	Cases	Percentage
2191031702		66	<div></div> 0.7%
2211090203		33	<div></div> 0.3%
2211090505		33	<div></div> 0.3%
2221060201		33	<div></div> 0.3%
2231080506		33	<div></div> 0.3%
2231200204		33	<div></div> 0.3%
2231210104		33	<div></div> 0.3%
2231210105		33	<div></div> 0.3%
2231210302		33	<div></div> 0.3%
2231260115		33	<div></div> 0.3%
2231280102		33	<div></div> 0.3%
2241050511		33	<div></div> 0.3%
2251030415		33	<div></div> 0.3%
2251110322		33	<div></div> 0.3%
2261010102		33	<div></div> 0.3%
2261030205		33	<div></div> 0.3%
2261030301		33	<div></div> 0.3%
2261040510		33	<div></div> 0.3%
2281020304		33	<div></div> 0.3%
2301070905		33	<div></div> 0.3%
2321010406		33	<div></div> 0.3%
2322030405		33	<div></div> 0.3%
3021010215		33	<div></div> 0.3%
3022010508		33	<div></div> 0.3%
3022010708		33	<div></div> 0.3%
3022030205		33	<div></div> 0.3%
3022040505		33	<div></div> 0.3%
3022050502		33	<div></div> 0.3%
3032010205		33	<div></div> 0.3%
3032020706		33	<div></div> 0.3%
3032040506		33	<div></div> 0.3%
3034020408		33	<div></div> 0.3%
3034040102		33	<div></div> 0.3%
3034040304		33	<div></div> 0.3%
3034050711		33	<div></div> 0.3%
3035030411		33	<div></div> 0.3%
3035040205		33	<div></div> 0.3%
3041020101		33	<div></div> 0.3%
3042040105		33	<div></div> 0.3%
3042040201		33	<div></div> 0.3%
3043010404		33	<div></div> 0.3%
3051020803		33	<div></div> 0.3%
3061020306		33	<div></div> 0.3%

File : CSEC2A

Villagecode: Village code

Value	Label	Cases	Percentage
3061030101		66	<div></div> 0.7%
3061060103		33	<div></div> 0.3%
3071080206		33	<div></div> 0.3%
3071080301		33	<div></div> 0.3%
3072020302		33	<div></div> 0.3%
3081020606		33	<div></div> 0.3%
3091020502		33	<div></div> 0.3%
3091030501		33	<div></div> 0.3%
3092040606		33	<div></div> 0.3%
3101020203		33	<div></div> 0.3%
3102060309		33	<div></div> 0.3%
3102060408		33	<div></div> 0.3%
3102070603		33	<div></div> 0.3%
3111030202		66	<div></div> 0.7%
3113020101		33	<div></div> 0.3%
3121050202		33	<div></div> 0.3%
3131020505		33	<div></div> 0.3%
3131040312		33	<div></div> 0.3%
3141030403		33	<div></div> 0.3%
3171010102		33	<div></div> 0.3%
3171020201		33	<div></div> 0.3%
3171060512		33	<div></div> 0.3%
3181030204		66	<div></div> 0.7%
3181070501		33	<div></div> 0.3%
3181140207		33	<div></div> 0.3%
3191030304		33	<div></div> 0.3%
3191050803		33	<div></div> 0.3%
3191070202		33	<div></div> 0.3%
3201030323		33	<div></div> 0.3%
3201080801		33	<div></div> 0.3%
3211030405		33	<div></div> 0.3%
3211050502		33	<div></div> 0.3%
3211060105		33	<div></div> 0.3%
3211070617		33	<div></div> 0.3%
3221080206		33	<div></div> 0.3%
3221110412		33	<div></div> 0.3%
3231040301		33	<div></div> 0.3%
3231060409		33	<div></div> 0.3%
3231070104		33	<div></div> 0.3%
3231080204		33	<div></div> 0.3%
3251010205		33	<div></div> 0.3%
3251030508		33	<div></div> 0.3%
3251030601		33	<div></div> 0.3%

File : CSEC2A

Villagecode: Village code

Value	Label	Cases	Percentage	
3251030602		33		0.3%
3271030305		33		0.3%
3291060206		33		0.3%
3301070101		33		0.3%
3301070303		33		0.3%
3301100102		33		0.3%
4022070507		33		0.3%
4022080505		33		0.3%
4031010202		33		0.3%
4031050502		33		0.3%
4032010205		33		0.3%
4032050403		33		0.3%
4033010412		33		0.3%
4041020302		33		0.3%
4042070409		33		0.3%
4044030303		33		0.3%
4051040205		33		0.3%
4052080304		33		0.3%
4052110310		33		0.3%
4053010409		33		0.3%
4053020304		33		0.3%
4061080401		33		0.3%
4062010203		33		0.3%
4062100306		33		0.3%
4062120102		33		0.3%
4063030706		33		0.3%
4072020402		33		0.3%
4072050104		33		0.3%
4073030305		33		0.3%
4073060419		33		0.3%
4081020104		33		0.3%
4081120206		33		0.3%
4081130406		33		0.3%
4091010401		33		0.3%
4092030509		33		0.3%
4093010304		33		0.3%
4101020405		33		0.3%
4101050204		33		0.3%
4102010106		33		0.3%
4102010107		33		0.3%
4103030601		33		0.3%
4111030105		33		0.3%
4112030202		33		0.3%

File : CSEC2A

Villagecode: Village code

Value	Label	Cases	Percentage	
4113020204		33	<div></div>	0.3%
4113040203		33	<div></div>	0.3%
4114020204		33	<div></div>	0.3%
4114030308		33	<div></div>	0.3%
4121030414		33	<div></div>	0.3%
4122010704		33	<div></div>	0.3%
4122030405		33	<div></div>	0.3%
4141160106		33	<div></div>	0.3%
4151050204		33	<div></div>	0.3%
4151060812		33	<div></div>	0.3%
4151100404		33	<div></div>	0.3%
4151140703		33	<div></div>	0.3%
4171010109		33	<div></div>	0.3%
4171020103		33	<div></div>	0.3%
4171040107		33	<div></div>	0.3%
4171050107		33	<div></div>	0.3%
4171100404		33	<div></div>	0.3%
4171140402		33	<div></div>	0.3%
4181040301		33	<div></div>	0.3%
4182010203		33	<div></div>	0.3%
4182020104		33	<div></div>	0.3%
4182090702		33	<div></div>	0.3%
4192040205		33	<div></div>	0.3%
4201070403		33	<div></div>	0.3%
4201080309		33	<div></div>	0.3%
4211080107		33	<div></div>	0.3%
4221020401		33	<div></div>	0.3%
4231090509		33	<div></div>	0.3%
4261040201		33	<div></div>	0.3%

Warning: these figures indicate the number of cases found in the data file. They cannot be interpreted as summary statistics of the population of interest.

CFService_ID: CFService

Information	[Type= discrete] [Format=numeric] [Range= 1-33] [Missing=*]			
Statistics [NW/ W]	[Valid=10065 /-] [Invalid=0 /-]			
Value	Label	Cases	Percentage	
1	Government Primary School	305	<div></div>	3.0%
2	Private Primary School	305	<div></div>	3.0%
3	Government Secondary School	305	<div></div>	3.0%
4	Private Secondary School	305	<div></div>	3.0%
5	Technical/Vocational School	305	<div></div>	3.0%
6	Alternative Basic Education for Karamoja (ABEK)	305	<div></div>	3.0%
7	Functional Adult LIteracy (FAL) centre	305	<div></div>	3.0%
8	Government Health Centre	305	<div></div>	3.0%
9	Government Hospital	305	<div></div>	3.0%

File : CSEC2A

CFSservice_ID: CFSservice

Value	Label	Cases	Percentage	
10	Private (NGO) Clinic	305	<div></div>	3.0%
11	Private hospital	305	<div></div>	3.0%
12	Pharmacy	305	<div></div>	3.0%
13	Bank/Financial institution	305	<div></div>	3.0%
14	Post Office	305	<div></div>	3.0%
15	Market selling agricultural inputs	305	<div></div>	3.0%
16	Market selling agricultural produce	305	<div></div>	3.0%
17	Market selling non-agricultural produce	305	<div></div>	3.0%
18	Primary Market for Livestock	305	<div></div>	3.0%
19	Trunk road (Tarmac)	305	<div></div>	3.0%
20	Trunk Road (Murrum)	305	<div></div>	3.0%
21	Feeder/District Road	305	<div></div>	3.0%
22	Community Road	305	<div></div>	3.0%
23	Traditional Healer	305	<div></div>	3.0%
24	Agricultural extension Services	305	<div></div>	3.0%
25	Veterinary Services	305	<div></div>	3.0%
26	Slaughter Slabs	305	<div></div>	3.0%
27	Dip Tank	305	<div></div>	3.0%
28	Crushes	305	<div></div>	3.0%
29	Charcos Dam	305	<div></div>	3.0%
30	Hides and Skins Bandas	305	<div></div>	3.0%
31	Fisheries Extension Services	305	<div></div>	3.0%
32	Police Station/Police post	305	<div></div>	3.0%
33	Army Detach/Barracks	305	<div></div>	3.0%

Warning: these figures indicate the number of cases found in the data file. They cannot be interpreted as summary statistics of the population of interest.

C2AQ3: Is [Service_Serial_number] available to members of the LC1 (even if they must tr

Information	[Type= discrete] [Format=numeric] [Range= 1-3] [Missing=*]
Statistics [NW/ W]	[Valid=9898 /-] [Invalid=167 /-]

Value	Label	Cases	Percentage	
1	Yes, within the LC1	1292	<div></div>	13.1%
2	Yes, outside the LC1	4385	<div></div>	44.3%
3	No	4221	<div></div>	42.6%
Sysmiss		167		

Warning: these figures indicate the number of cases found in the data file. They cannot be interpreted as summary statistics of the population of interest.

C2AQ4: What is the name of the provider to which community members most often go to use

Information	[Type= discrete] [Format=character] [Missing=*]
Statistics [NW/ W]	[Valid=2081 /-] [Invalid=0 /-]

C2AQ5: What is the distance from the village center to the [CFSservice_ID] (i.e. geograp

Information	[Type= continuous] [Format=numeric] [Range= 0-400] [Missing=*]
Statistics [NW/ W]	[Valid=5675 /-] [Invalid=4390 /-]

File : CSEC2A

C2AQ6: What is the most common means of transport to the [CFService_ID]?

Information	[Type= discrete] [Format=numeric] [Range= 1-96] [Missing=*]
Statistics [NW/ W]	[Valid=5675 /-] [Invalid=4390 /-]

Value	Label	Cases	Percentage
1	Walking	3915	69.0%
2	Taxi (car)	441	7.8%
3	Pickup/truck	71	1.3%
4	Bus/Minibus	31	0.5%
5	Boda-boda (bicycle)	77	1.4%
6	Boda-boda (Motorcycle)	623	11.0%
7	Own motorcycle	30	0.5%
8	Own bicycle	479	8.4%
9	Boat	7	0.1%
10	Own car	0	
96	Other (specify)	1	0.0%
Sysmiss		4390	

Warning: these figures indicate the number of cases found in the data file. They cannot be interpreted as summary statistics of the population of interest.

C2AQ7: What is the time taken to get to the [CFService_ID] from the village center usin

Information	[Type= continuous] [Format=numeric] [Range= 0-480] [Missing=*]
Statistics [NW/ W]	[Valid=5677 /-] [Invalid=4388 /-]

C2AQ8: How do you rate the quality of service offered by the [CFService_ID]?

Information	[Type= discrete] [Format=numeric] [Range= 1-3] [Missing=*]
Statistics [NW/ W]	[Valid=5676 /-] [Invalid=4389 /-]

Value	Label	Cases	Percentage
1	Good	2985	52.6%
2	Average	2018	35.6%
3	Poor	673	11.9%
Sysmiss		4389	

Warning: these figures indicate the number of cases found in the data file. They cannot be interpreted as summary statistics of the population of interest.

end_service_screen: end service screen

Information	[Type= discrete] [Format=numeric] [Missing=*]
Statistics [NW/ W]	[Valid=0 /-] [Invalid=10065 /-]

Value	Label	Cases	Percentage
Sysmiss		10065	

Warning: these figures indicate the number of cases found in the data file. They cannot be interpreted as summary statistics of the population of interest.

Survey_Visit: Select visit 1 or 2 for the entire survey

Information	[Type= discrete] [Format=numeric] [Range= 1-2] [Missing=*]
Statistics [NW/ W]	[Valid=10065 /-] [Invalid=0 /-]

Value	Label	Cases	Percentage
1	Visit 1	1287	12.8%
2	Visit 2	8778	87.2%



Warning: these figures indicate the number of cases found in the data file. They cannot be interpreted as summary statistics of the population of interest.

File : CSEC2A

Service_Response: Service Availability in LC1 Response Status

Information [Type= discrete] [Format=numeric] [Range= 1-3] [Missing=*]

Statistics [NW/ W] [Valid=9932 /-] [Invalid=133 /-]










Value	Label	Cases	Percentage
1	Completed	9470	 95.3%
2	Partially Done	0	
3	Not Done	462	 4.7%
Sysmiss		133	

Warning: these figures indicate the number of cases found in the data file. They cannot be interpreted as summary statistics of the population of interest.

Reason_Service_Not_Done: Reason Service Availability was not done:

Information [Type= discrete] [Format=character] [Missing=*]

Statistics [NW/ W] [Valid=462 /-] [Invalid=0 /-]

Value	Label	Cases	Percentage
COMPLETED VISIT 1		165	 35.7%
Completed in visit 1		33	 7.1%
Done complete first visit		33	 7.1%
Done complete visit 1		33	 7.1%
completed in visit 1		33	 7.1%
completed during visit 1		33	 7.1%
completed visit 1		66	 14.3%
done visit 1		33	 7.1%
had already been done during first visit.		33	 7.1%

Warning: these figures indicate the number of cases found in the data file. They cannot be interpreted as summary statistics of the population of interest.

File : CSEC2B

District_Name: District name

Information [Type= discrete] [Format=numeric] [Range= 101-426] [Missing=*]

Statistics [NW/ W] [Valid=325 /-] [Invalid=0 /-]

Value	Label	Cases	Percentage
101		1	0.3%
102		32	9.8%
103		1	0.3%
104		4	1.2%
105		1	0.3%
106		3	0.9%
107		5	1.5%
108		4	1.2%
110		7	2.2%
111		3	0.9%
112		4	1.2%
113		12	3.7%
115		6	1.8%
116		1	0.3%
117		4	1.2%
118		1	0.3%
119		1	0.3%
120		1	0.3%
122		3	0.9%
123		1	0.3%
124		5	1.5%
201		5	1.5%
203		3	0.9%
204		6	1.8%
205		1	0.3%
207		1	0.3%
208		6	1.8%
209		2	0.6%
210		4	1.2%
211		3	0.9%
212		5	1.5%
214		9	2.8%
215		3	0.9%
216		4	1.2%
218		2	0.6%
219		5	1.5%
221		2	0.6%
222		1	0.3%
223		7	2.2%
224		1	0.3%
225		2	0.6%

File : CSEC2B

District_Name: District name

Value	Label	Cases	Percentage
226		4	<div></div> 1.2%
228		1	<div></div> 0.3%
230		1	<div></div> 0.3%
232		2	<div></div> 0.6%
302		6	<div></div> 1.8%
303		9	<div></div> 2.8%
304		4	<div></div> 1.2%
305		1	<div></div> 0.3%
306		6	<div></div> 1.8%
307		3	<div></div> 0.9%
308		1	<div></div> 0.3%
309		3	<div></div> 0.9%
310		4	<div></div> 1.2%
311		5	<div></div> 1.5%
312		1	<div></div> 0.3%
313		2	<div></div> 0.6%
314		1	<div></div> 0.3%
317		3	<div></div> 0.9%
318		6	<div></div> 1.8%
319		3	<div></div> 0.9%
320		2	<div></div> 0.6%
321		4	<div></div> 1.2%
322		2	<div></div> 0.6%
323		4	<div></div> 1.2%
325		4	<div></div> 1.2%
327		1	<div></div> 0.3%
329		1	<div></div> 0.3%
330		3	<div></div> 0.9%
402		2	<div></div> 0.6%
403		5	<div></div> 1.5%
404		3	<div></div> 0.9%
405		5	<div></div> 1.5%
406		5	<div></div> 1.5%
407		4	<div></div> 1.2%
408		3	<div></div> 0.9%
409		3	<div></div> 0.9%
410		5	<div></div> 1.5%
411		6	<div></div> 1.8%
412		3	<div></div> 0.9%
414		1	<div></div> 0.3%
415		4	<div></div> 1.2%
417		6	<div></div> 1.8%
418		4	<div></div> 1.2%

File : CSEC2B

District_Name: District name

Value	Label	Cases	Percentage
419		1	0.3%
420		2	0.6%
421		1	0.3%
422		1	0.3%
423		1	0.3%
426		1	0.3%

Warning: these figures indicate the number of cases found in the data file. They cannot be interpreted as summary statistics of the population of interest.

SubCounty: Sub-county/division/town council

Information	[Type= discrete] [Format=numeric] [Range= 101204-426104] [Missing=*]
Statistics [NW/ W]	[Valid=325 /-] [Invalid=0 /-]

Value	Label	Cases	Percentage
101204		1	0.3%
102101		2	0.6%
102102		4	1.2%
102103		12	3.7%
102104		6	1.8%
102105		8	2.5%
103105		1	0.3%
104102		1	0.3%
104104		1	0.3%
104105		1	0.3%
104208		1	0.3%
105105		1	0.3%
106101		2	0.6%
106106		1	0.3%
107105		2	0.6%
107202		1	0.3%
107302		1	0.3%
107305		1	0.3%
108106		1	0.3%
108301		2	0.6%
108305		1	0.3%
110105		1	0.3%
110203		1	0.3%
110204		1	0.3%
110206		1	0.3%
110207		1	0.3%
110305		1	0.3%
110306		1	0.3%
111102		1	0.3%
111202		2	0.6%
112102		1	0.3%
112104		1	0.3%

File : CSEC2B

SubCounty: Sub-county/division/town council

Value	Label	Cases	Percentage
112203		1	0.3%
112204		1	0.3%
113105		2	0.6%
113111		1	0.3%
113112		1	0.3%
113113		2	0.6%
113303		3	0.9%
113304		1	0.3%
113306		1	0.3%
113307		1	0.3%
115103		1	0.3%
115104		1	0.3%
115202		1	0.3%
115203		1	0.3%
115205		1	0.3%
115207		1	0.3%
116102		1	0.3%
117103		1	0.3%
117104		1	0.3%
117110		2	0.6%
118101		1	0.3%
119103		1	0.3%
120105		1	0.3%
122102		1	0.3%
122105		1	0.3%
122106		1	0.3%
123108		1	0.3%
124101		1	0.3%
124103		1	0.3%
124104		1	0.3%
124107		1	0.3%
124108		1	0.3%
201106		4	1.2%
201110		1	0.3%
203202		1	0.3%
203301		1	0.3%
203303		1	0.3%
204101		1	0.3%
204102		1	0.3%
204203		1	0.3%
204301		2	0.6%
204302		1	0.3%
205104		1	0.3%

File : CSEC2B

SubCounty: Sub-county/division/town council

Value	Label	Cases	Percentage
207103		1	0.3%
208102		4	1.2%
208104		1	0.3%
208107		1	0.3%
209201		2	0.6%
210205		4	1.2%
211101		1	0.3%
211103		1	0.3%
211106		1	0.3%
212104		1	0.3%
212105		1	0.3%
212202		1	0.3%
212305		1	0.3%
212311		1	0.3%
214101		2	0.6%
214102		1	0.3%
214108		1	0.3%
214113		5	1.5%
215109		1	0.3%
215115		1	0.3%
215120		1	0.3%
216202		4	1.2%
218103		1	0.3%
218115		1	0.3%
219103		5	1.5%
221109		2	0.6%
222106		1	0.3%
223108		1	0.3%
223120		1	0.3%
223121		3	0.9%
223126		1	0.3%
223128		1	0.3%
224105		1	0.3%
225103		1	0.3%
225111		1	0.3%
226101		1	0.3%
226103		2	0.6%
226104		1	0.3%
228102		1	0.3%
230107		1	0.3%
232101		1	0.3%
232203		1	0.3%
302101		1	0.3%












































File : CSEC2B

SubCounty: Sub-county/division/town council

Value	Label	Cases	Percentage
302201		2	0.6%
302203		1	0.3%
302204		1	0.3%
302205		1	0.3%
303201		1	0.3%
303202		1	0.3%
303204		1	0.3%
303402		1	0.3%
303404		2	0.6%
303405		1	0.3%
303503		1	0.3%
303504		1	0.3%
304102		1	0.3%
304204		2	0.6%
304301		1	0.3%
305102		1	0.3%
306102		1	0.3%
306103		4	1.2%
306106		1	0.3%
307108		2	0.6%
307202		1	0.3%
308102		1	0.3%
309102		1	0.3%
309103		1	0.3%
309204		1	0.3%
310102		1	0.3%
310206		2	0.6%
310207		1	0.3%
311103		4	1.2%
311302		1	0.3%
312105		1	0.3%
313102		1	0.3%
313104		1	0.3%
314103		1	0.3%
317101		1	0.3%
317102		1	0.3%
317106		1	0.3%
318103		4	1.2%
318107		1	0.3%
318114		1	0.3%
319103		1	0.3%
319105		1	0.3%
319107		1	0.3%

File : CSEC2B

SubCounty: Sub-county/division/town council

Value	Label	Cases	Percentage
320103		1	 0.3%
320108		1	 0.3%
321103		1	 0.3%
321105		1	 0.3%
321106		1	 0.3%
321107		1	 0.3%
322108		1	 0.3%
322111		1	 0.3%
323104		1	 0.3%
323106		1	 0.3%
323107		1	 0.3%
323108		1	 0.3%
325101		1	 0.3%
325103		3	 0.9%
327103		1	 0.3%
329106		1	 0.3%
330107		2	 0.6%
330110		1	 0.3%
402207		1	 0.3%
402208		1	 0.3%
403101		1	 0.3%
403105		1	 0.3%
403201		1	 0.3%
403205		1	 0.3%
403301		1	 0.3%
404102		1	 0.3%
404207		1	 0.3%
404403		1	 0.3%
405104		1	 0.3%
405208		1	 0.3%
405211		1	 0.3%
405301		1	 0.3%
405302		1	 0.3%
406108		1	 0.3%
406201		1	 0.3%
406210		1	 0.3%
406212		1	 0.3%
406303		1	 0.3%
407202		1	 0.3%
407205		1	 0.3%
407303		1	 0.3%
407306		1	 0.3%
408102		1	 0.3%

File : CSEC2B

SubCounty: Sub-county/division/town council

Value	Label	Cases	Percentage
408112		1	<div></div> 0.3%
408113		1	<div></div> 0.3%
409101		1	<div></div> 0.3%
409203		1	<div></div> 0.3%
409301		1	<div></div> 0.3%
410102		1	<div></div> 0.3%
410105		1	<div></div> 0.3%
410201		2	<div></div> 0.6%
410303		1	<div></div> 0.3%
411103		1	<div></div> 0.3%
411203		1	<div></div> 0.3%
411302		1	<div></div> 0.3%
411304		1	<div></div> 0.3%
411402		1	<div></div> 0.3%
411403		1	<div></div> 0.3%
412103		1	<div></div> 0.3%
412201		1	<div></div> 0.3%
412203		1	<div></div> 0.3%
414116		1	<div></div> 0.3%
415105		1	<div></div> 0.3%
415106		1	<div></div> 0.3%
415110		1	<div></div> 0.3%
415114		1	<div></div> 0.3%
417101		1	<div></div> 0.3%
417102		1	<div></div> 0.3%
417104		1	<div></div> 0.3%
417105		1	<div></div> 0.3%
417110		1	<div></div> 0.3%
417114		1	<div></div> 0.3%
418104		1	<div></div> 0.3%
418201		1	<div></div> 0.3%
418202		1	<div></div> 0.3%
418209		1	<div></div> 0.3%
419204		1	<div></div> 0.3%
420107		1	<div></div> 0.3%
420108		1	<div></div> 0.3%
421108		1	<div></div> 0.3%
422102		1	<div></div> 0.3%
423109		1	<div></div> 0.3%
426104		1	<div></div> 0.3%

Warning: these figures indicate the number of cases found in the data file. They cannot be interpreted as summary statistics of the population of interest.

Parish: Parish/ward

Information [Type= discrete] [Format=numeric] [Range= 10120402-42610402] [Missing=*]

File : CSEC2B

Parish: Parish/ward

Statistics [NW/ W] [Valid=325 /-] [Invalid=0 /-]

Value	Label	Cases	Percentage
10120402		1	0.3%
10210104		1	0.3%
10210108		1	0.3%
10210202		1	0.3%
10210205		1	0.3%
10210206		1	0.3%
10210208		1	0.3%
10210301		1	0.3%
10210302		1	0.3%
10210304		1	0.3%
10210305		2	0.6%
10210306		1	0.3%
10210308		1	0.3%
10210309		4	1.2%
10210312		1	0.3%
10210401		1	0.3%
10210402		1	0.3%
10210410		1	0.3%
10210411		1	0.3%
10210417		1	0.3%
10210419		1	0.3%
10210501		1	0.3%
10210503		1	0.3%
10210504		2	0.6%
10210510		1	0.3%
10210513		1	0.3%
10210515		1	0.3%
10210518		1	0.3%
10310505		1	0.3%
10410204		1	0.3%
10410403		1	0.3%
10410504		1	0.3%
10420804		1	0.3%
10510502		1	0.3%
10610101		1	0.3%
10610109		1	0.3%
10610606		1	0.3%
10710503		1	0.3%
10710505		1	0.3%
10720206		1	0.3%
10730203		1	0.3%
10730507		1	0.3%

File : CSEC2B

Parish: Parish/ward

Value	Label	Cases	Percentage
10810603		1	0.3%
10830101		1	0.3%
10830105		1	0.3%
10830502		1	0.3%
11010501		1	0.3%
11020306		1	0.3%
11020401		1	0.3%
11020603		1	0.3%
11020704		1	0.3%
11030501		1	0.3%
11030601		1	0.3%
11110201		1	0.3%
11120204		1	0.3%
11120206		1	0.3%
11210203		1	0.3%
11210402		1	0.3%
11220301		1	0.3%
11220403		1	0.3%
11310504		1	0.3%
11310505		1	0.3%
11311102		1	0.3%
11311203		1	0.3%
11311302		1	0.3%
11311306		1	0.3%
11330301		2	0.6%
11330305		1	0.3%
11330403		1	0.3%
11330606		1	0.3%
11330701		1	0.3%
11510302		1	0.3%
11510403		1	0.3%
11520209		1	0.3%
11520307		1	0.3%
11520504		1	0.3%
11520703		1	0.3%
11610205		1	0.3%
11710308		1	0.3%
11710405		1	0.3%
11711003		2	0.6%
11810104		1	0.3%
11910303		1	0.3%
12010502		1	0.3%
12210206		1	0.3%

File : CSEC2B

Parish: Parish/ward

Value	Label	Cases	Percentage
12210502		1	0.3%
12210602		1	0.3%
12310803		1	0.3%
12410106		1	0.3%
12410302		1	0.3%
12410401		1	0.3%
12410701		1	0.3%
12410802		1	0.3%
20110602		4	1.2%
20111009		1	0.3%
20320203		1	0.3%
20330101		1	0.3%
20330304		1	0.3%
20410103		1	0.3%
20410204		1	0.3%
20420301		1	0.3%
20430101		1	0.3%
20430102		1	0.3%
20430205		1	0.3%
20510401		1	0.3%
20710301		1	0.3%
20810214		4	1.2%
20810404		1	0.3%
20810713		1	0.3%
20920101		1	0.3%
20920104		1	0.3%
21020504		4	1.2%
21110105		1	0.3%
21110303		1	0.3%
21110603		1	0.3%
21210403		1	0.3%
21210504		1	0.3%
21220201		1	0.3%
21230502		1	0.3%
21231101		1	0.3%
21410104		1	0.3%
21410106		1	0.3%
21410202		1	0.3%
21410801		1	0.3%
21411301		1	0.3%
21411303		4	1.2%
21510902		1	0.3%
21511502		1	0.3%

File : CSEC2B

Parish: Parish/ward

Value	Label	Cases	Percentage
21512002		1	<div></div> 0.3%
21620203		4	<div></div> 1.2%
21810302		1	<div></div> 0.3%
21811504		1	<div></div> 0.3%
21910313		1	<div></div> 0.3%
21910317		4	<div></div> 1.2%
22110902		1	<div></div> 0.3%
22110905		1	<div></div> 0.3%
22210602		1	<div></div> 0.3%
22310805		1	<div></div> 0.3%
22312002		1	<div></div> 0.3%
22312101		2	<div></div> 0.6%
22312103		1	<div></div> 0.3%
22312601		1	<div></div> 0.3%
22312801		1	<div></div> 0.3%
22410505		1	<div></div> 0.3%
22510304		1	<div></div> 0.3%
22511103		1	<div></div> 0.3%
22610101		1	<div></div> 0.3%
22610302		1	<div></div> 0.3%
22610303		1	<div></div> 0.3%
22610405		1	<div></div> 0.3%
22810203		1	<div></div> 0.3%
23010709		1	<div></div> 0.3%
23210104		1	<div></div> 0.3%
23220304		1	<div></div> 0.3%
30210102		1	<div></div> 0.3%
30220105		1	<div></div> 0.3%
30220107		1	<div></div> 0.3%
30220302		1	<div></div> 0.3%
30220405		1	<div></div> 0.3%
30220505		1	<div></div> 0.3%
30320102		1	<div></div> 0.3%
30320207		1	<div></div> 0.3%
30320405		1	<div></div> 0.3%
30340204		1	<div></div> 0.3%
30340401		1	<div></div> 0.3%
30340403		1	<div></div> 0.3%
30340507		1	<div></div> 0.3%
30350304		1	<div></div> 0.3%
30350402		1	<div></div> 0.3%
30410201		1	<div></div> 0.3%
30420401		1	<div></div> 0.3%

File : CSEC2B

Parish: Parish/ward

Value	Label	Cases	Percentage
30420402		1	0.3%
30430104		1	0.3%
30510208		1	0.3%
30610203		1	0.3%
30610301		4	1.2%
30610601		1	0.3%
30710802		1	0.3%
30710803		1	0.3%
30720203		1	0.3%
30810206		1	0.3%
30910205		1	0.3%
30910305		1	0.3%
30920406		1	0.3%
31010202		1	0.3%
31020603		1	0.3%
31020604		1	0.3%
31020706		1	0.3%
31110302		4	1.2%
31130201		1	0.3%
31210502		1	0.3%
31310205		1	0.3%
31310403		1	0.3%
31410304		1	0.3%
31710101		1	0.3%
31710202		1	0.3%
31710605		1	0.3%
31810302		4	1.2%
31810705		1	0.3%
31811402		1	0.3%
31910303		1	0.3%
31910508		1	0.3%
31910702		1	0.3%
32010303		1	0.3%
32010808		1	0.3%
32110304		1	0.3%
32110505		1	0.3%
32110601		1	0.3%
32110706		1	0.3%
32210802		1	0.3%
32211104		1	0.3%
32310403		1	0.3%
32310604		1	0.3%
32310701		1	0.3%

File : CSEC2B

Parish: Parish/ward

Value	Label	Cases	Percentage
32310802		1	0.3%
32510102		1	0.3%
32510305		1	0.3%
32510306		2	0.6%
32710303		1	0.3%
32910602		1	0.3%
33010701		1	0.3%
33010703		1	0.3%
33011001		1	0.3%
40220705		1	0.3%
40220805		1	0.3%
40310102		1	0.3%
40310505		1	0.3%
40320102		1	0.3%
40320504		1	0.3%
40330104		1	0.3%
40410203		1	0.3%
40420704		1	0.3%
40440303		1	0.3%
40510402		1	0.3%
40520803		1	0.3%
40521103		1	0.3%
40530104		1	0.3%
40530203		1	0.3%
40610804		1	0.3%
40620102		1	0.3%
40621003		1	0.3%
40621201		1	0.3%
40630307		1	0.3%
40720204		1	0.3%
40720501		1	0.3%
40730303		1	0.3%
40730604		1	0.3%
40810201		1	0.3%
40811202		1	0.3%
40811304		1	0.3%
40910104		1	0.3%
40920305		1	0.3%
40930103		1	0.3%
41010204		1	0.3%
41010502		1	0.3%
41020101		2	0.6%
41030306		1	0.3%

File : CSEC2B

Parish: Parish/ward

Value	Label	Cases	Percentage	
41110301		1	<div></div>	0.3%
41120302		1	<div></div>	0.3%
41130202		1	<div></div>	0.3%
41130402		1	<div></div>	0.3%
41140202		1	<div></div>	0.3%
41140303		1	<div></div>	0.3%
41210304		1	<div></div>	0.3%
41220107		1	<div></div>	0.3%
41220304		1	<div></div>	0.3%
41411601		1	<div></div>	0.3%
41510502		1	<div></div>	0.3%
41510608		1	<div></div>	0.3%
41511004		1	<div></div>	0.3%
41511407		1	<div></div>	0.3%
41710101		1	<div></div>	0.3%
41710201		1	<div></div>	0.3%
41710401		1	<div></div>	0.3%
41710501		1	<div></div>	0.3%
41711004		1	<div></div>	0.3%
41711404		1	<div></div>	0.3%
41810403		1	<div></div>	0.3%
41820102		1	<div></div>	0.3%
41820201		1	<div></div>	0.3%
41820907		1	<div></div>	0.3%
41920402		1	<div></div>	0.3%
42010704		1	<div></div>	0.3%
42010803		1	<div></div>	0.3%
42110801		1	<div></div>	0.3%
42210204		1	<div></div>	0.3%
42310905		1	<div></div>	0.3%
42610402		1	<div></div>	0.3%

Warning: these figures indicate the number of cases found in the data file. They cannot be interpreted as summary statistics of the population of interest.

Villagecode: Village code

Information	[Type= discrete] [Format=numeric] [Range= 1012040204-4261040201] [Missing=*]			
Statistics [NW/ W]	[Valid=325 +/-] [Invalid=0 +/-]			
Value	Label	Cases	Percentage	
1012040204		1	<div></div>	0.3%
1021010402		1	<div></div>	0.3%
1021010802		1	<div></div>	0.3%
1021020205		1	<div></div>	0.3%
1021020504		1	<div></div>	0.3%
1021020601		1	<div></div>	0.3%
1021020805		1	<div></div>	0.3%

File : CSEC2B

Villagecode: Village code

Value	Label	Cases	Percentage
1021030109		1	0.3%
1021030203		1	0.3%
1021030412		1	0.3%
1021030504		1	0.3%
1021030509		1	0.3%
1021030606		1	0.3%
1021030803		1	0.3%
1021030904		4	1.2%
1021031208		1	0.3%
1021040102		1	0.3%
1021040203		1	0.3%
1021041002		1	0.3%
1021041118		1	0.3%
1021041701		1	0.3%
1021041903		1	0.3%
1021050106		1	0.3%
1021050307		1	0.3%
1021050405		2	0.6%
1021051004		1	0.3%
1021051305		1	0.3%
1021051506		1	0.3%
1021051832		1	0.3%
1031050505		1	0.3%
1041020405		1	0.3%
1041040304		1	0.3%
1041050403		1	0.3%
1042080404		1	0.3%
1051050201		1	0.3%
1061010108		1	0.3%
1061010902		1	0.3%
1061060602		1	0.3%
1071050302		1	0.3%
1071050503		1	0.3%
1072020601		1	0.3%
1073020305		1	0.3%
1073050702		1	0.3%
1081060309		1	0.3%
1083010101		1	0.3%
1083010505		1	0.3%
1083050204		1	0.3%
1101050107		1	0.3%
1102030601		1	0.3%
1102040107		1	0.3%

File : CSEC2B

Villagecode: Village code

Value	Label	Cases	Percentage
1102060309		1	0.3%
1102070403		1	0.3%
1103050102		1	0.3%
1103060102		1	0.3%
1111020105		1	0.3%
1112020403		1	0.3%
1112020618		1	0.3%
1121020302		1	0.3%
1121040209		1	0.3%
1122030104		1	0.3%
1122040303		1	0.3%
1131050402		1	0.3%
1131050505		1	0.3%
1131110205		1	0.3%
1131120307		1	0.3%
1131130204		1	0.3%
1131130602		1	0.3%
1133030101		1	0.3%
1133030109		1	0.3%
1133030504		1	0.3%
1133040308		1	0.3%
1133060601		1	0.3%
1133070102		1	0.3%
1151030204		1	0.3%
1151040307		1	0.3%
1152020907		1	0.3%
1152030702		1	0.3%
1152050405		1	0.3%
1152070306		1	0.3%
1161020501		1	0.3%
1171030802		1	0.3%
1171040504		1	0.3%
1171100309		1	0.3%
1171100312		1	0.3%
1181010407		1	0.3%
1191030304		1	0.3%
1201050202		1	0.3%
1221020604		1	0.3%
1221050203		1	0.3%
1221060206		1	0.3%
1231080303		1	0.3%
1241010603		1	0.3%
1241030216		1	0.3%

File : CSEC2B

Villagecode: Village code

Value	Label	Cases	Percentage
1241040102		1	0.3%
1241070106		1	0.3%
1241080210		1	0.3%
2011060205		4	1.2%
2011100902		1	0.3%
2032020304		1	0.3%
2033010101		1	0.3%
2033030403		1	0.3%
2041010302		1	0.3%
2041020405		1	0.3%
2042030105		1	0.3%
2043010103		1	0.3%
2043010202		1	0.3%
2043020514		1	0.3%
2051040101		1	0.3%
2071030105		1	0.3%
2081021402		4	1.2%
2081040401		1	0.3%
2081071301		1	0.3%
2092010105		1	0.3%
2092010401		1	0.3%
2102050401		4	1.2%
2111010504		1	0.3%
2111030302		1	0.3%
2111060303		1	0.3%
2121040306		1	0.3%
2121050407		1	0.3%
2122020101		1	0.3%
2123050204		1	0.3%
2123110101		1	0.3%
2141010403		1	0.3%
2141010604		1	0.3%
2141020206		1	0.3%
2141080105		1	0.3%
2141130103		1	0.3%
2141130307		4	1.2%
2151090208		1	0.3%
2151150202		1	0.3%
2151200204		1	0.3%
2162020306		4	1.2%
2181030213		1	0.3%
2181150401		1	0.3%
2191031301		1	0.3%

File : CSEC2B

Villagecode: Village code

Value	Label	Cases	Percentage
2191031702		4	<div></div> 1.2%
2211090203		1	<div></div> 0.3%
2211090505		1	<div></div> 0.3%
2221060201		1	<div></div> 0.3%
2231080506		1	<div></div> 0.3%
2231200204		1	<div></div> 0.3%
2231210104		1	<div></div> 0.3%
2231210105		1	<div></div> 0.3%
2231210302		1	<div></div> 0.3%
2231260115		1	<div></div> 0.3%
2231280102		1	<div></div> 0.3%
2241050511		1	<div></div> 0.3%
2251030415		1	<div></div> 0.3%
2251110322		1	<div></div> 0.3%
2261010102		1	<div></div> 0.3%
2261030205		1	<div></div> 0.3%
2261030301		1	<div></div> 0.3%
2261040510		1	<div></div> 0.3%
2281020304		1	<div></div> 0.3%
2301070905		1	<div></div> 0.3%
2321010406		1	<div></div> 0.3%
2322030405		1	<div></div> 0.3%
3021010215		1	<div></div> 0.3%
3022010508		1	<div></div> 0.3%
3022010708		1	<div></div> 0.3%
3022030205		1	<div></div> 0.3%
3022040505		1	<div></div> 0.3%
3022050502		1	<div></div> 0.3%
3032010205		1	<div></div> 0.3%
3032020706		1	<div></div> 0.3%
3032040506		1	<div></div> 0.3%
3034020408		1	<div></div> 0.3%
3034040102		1	<div></div> 0.3%
3034040304		1	<div></div> 0.3%
3034050711		1	<div></div> 0.3%
3035030411		1	<div></div> 0.3%
3035040205		1	<div></div> 0.3%
3041020101		1	<div></div> 0.3%
3042040105		1	<div></div> 0.3%
3042040201		1	<div></div> 0.3%
3043010404		1	<div></div> 0.3%
3051020803		1	<div></div> 0.3%
3061020306		1	<div></div> 0.3%

File : CSEC2B

Villagecode: Village code

Value	Label	Cases	Percentage
3061030101		4	<div></div> 1.2%
3061060103		1	<div></div> 0.3%
3071080206		1	<div></div> 0.3%
3071080301		1	<div></div> 0.3%
3072020302		1	<div></div> 0.3%
3081020606		1	<div></div> 0.3%
3091020502		1	<div></div> 0.3%
3091030501		1	<div></div> 0.3%
3092040606		1	<div></div> 0.3%
3101020203		1	<div></div> 0.3%
3102060309		1	<div></div> 0.3%
3102060408		1	<div></div> 0.3%
3102070603		1	<div></div> 0.3%
3111030202		4	<div></div> 1.2%
3113020101		1	<div></div> 0.3%
3121050202		1	<div></div> 0.3%
3131020505		1	<div></div> 0.3%
3131040312		1	<div></div> 0.3%
3141030403		1	<div></div> 0.3%
3171010102		1	<div></div> 0.3%
3171020201		1	<div></div> 0.3%
3171060512		1	<div></div> 0.3%
3181030204		4	<div></div> 1.2%
3181070501		1	<div></div> 0.3%
3181140207		1	<div></div> 0.3%
3191030304		1	<div></div> 0.3%
3191050803		1	<div></div> 0.3%
3191070202		1	<div></div> 0.3%
3201030323		1	<div></div> 0.3%
3201080801		1	<div></div> 0.3%
3211030405		1	<div></div> 0.3%
3211050502		1	<div></div> 0.3%
3211060105		1	<div></div> 0.3%
3211070617		1	<div></div> 0.3%
3221080206		1	<div></div> 0.3%
3221110412		1	<div></div> 0.3%
3231040301		1	<div></div> 0.3%
3231060409		1	<div></div> 0.3%
3231070104		1	<div></div> 0.3%
3231080204		1	<div></div> 0.3%
3251010205		1	<div></div> 0.3%
3251030508		1	<div></div> 0.3%
3251030601		1	<div></div> 0.3%

File : CSEC2B

Villagecode: Village code

Value	Label	Cases	Percentage
3251030602		1	0.3%
3271030305		1	0.3%
3291060206		1	0.3%
3301070101		1	0.3%
3301070303		1	0.3%
3301100102		1	0.3%
4022070507		1	0.3%
4022080505		1	0.3%
4031010202		1	0.3%
4031050502		1	0.3%
4032010205		1	0.3%
4032050403		1	0.3%
4033010412		1	0.3%
4041020302		1	0.3%
4042070409		1	0.3%
4044030303		1	0.3%
4051040205		1	0.3%
4052080304		1	0.3%
4052110310		1	0.3%
4053010409		1	0.3%
4053020304		1	0.3%
4061080401		1	0.3%
4062010203		1	0.3%
4062100306		1	0.3%
4062120102		1	0.3%
4063030706		1	0.3%
4072020402		1	0.3%
4072050104		1	0.3%
4073030305		1	0.3%
4073060419		1	0.3%
4081020104		1	0.3%
4081120206		1	0.3%
4081130406		1	0.3%
4091010401		1	0.3%
4092030509		1	0.3%
4093010304		1	0.3%
4101020405		1	0.3%
4101050204		1	0.3%
4102010106		1	0.3%
4102010107		1	0.3%
4103030601		1	0.3%
4111030105		1	0.3%
4112030202		1	0.3%

File : CSEC2B

Villagecode: Village code






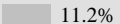




Value	Label	Cases	Percentage
4113020204		1	<div></div> 0.3%
4113040203		1	<div></div> 0.3%
4114020204		1	<div></div> 0.3%
4114030308		1	<div></div> 0.3%
4121030414		1	<div></div> 0.3%
4122010704		1	<div></div> 0.3%
4122030405		1	<div></div> 0.3%
4141160106		1	<div></div> 0.3%
4151050204		1	<div></div> 0.3%
4151060812		1	<div></div> 0.3%
4151100404		1	<div></div> 0.3%
4151140703		1	<div></div> 0.3%
4171010109		1	<div></div> 0.3%
4171020103		1	<div></div> 0.3%
4171040107		1	<div></div> 0.3%
4171050107		1	<div></div> 0.3%
4171100404		1	<div></div> 0.3%
4171140402		1	<div></div> 0.3%
4181040301		1	<div></div> 0.3%
4182010203		1	<div></div> 0.3%
4182020104		1	<div></div> 0.3%
4182090702		1	<div></div> 0.3%
4192040205		1	<div></div> 0.3%
4201070403		1	<div></div> 0.3%
4201080309		1	<div></div> 0.3%
4211080107		1	<div></div> 0.3%
4221020401		1	<div></div> 0.3%
4231090509		1	<div></div> 0.3%
4261040201		1	<div></div> 0.3%

Warning: these figures indicate the number of cases found in the data file. They cannot be interpreted as summary statistics of the population of interest.

C2BQ9: What is the most commonly used type of health facility?

Information		[Type= discrete] [Format=numeric] [Range= 1-5] [Missing=*]	
Statistics [NW/ W]		[Valid=320 /-] [Invalid=5 /-]	
Value	Label	Cases	Percentage
1	Gov't Health Centre	258	<div></div> 80.6%
2	Gov't Hospital	27	<div></div> 8.4%
3	Private (NGO) clinic	31	<div></div> 9.7%
4	Private hospital	4	<div></div> 1.2%
5	Pharmacy	0	
Sysmiss		5	

Warning: these figures indicate the number of cases found in the data file. They cannot be interpreted as summary statistics of the population of interest.

File : CSEC2B			
# C2BQ10: Are patients well received in the health facility?			
Information	[Type= discrete] [Format=numeric] [Range= 1-2] [Missing=*]		
Statistics [NW/ W]	[Valid=320 /-] [Invalid=5 /-]		
Value	Label	Cases	Percentage
1	Yes	280	 87.5%
2	No	40	 12.5%
Sysmiss		5	
<i>Warning: these figures indicate the number of cases found in the data file. They cannot be interpreted as summary statistics of the population of interest.</i>			
# C2BQ11A: Is it easy for patients to find reception?			
Information	[Type= discrete] [Format=numeric] [Range= 1-2] [Missing=*]		
Statistics [NW/ W]	[Valid=320 /-] [Invalid=5 /-]		
Value	Label	Cases	Percentage
1	Yes	299	 93.4%
2	No	21	 6.6%
Sysmiss		5	
<i>Warning: these figures indicate the number of cases found in the data file. They cannot be interpreted as summary statistics of the population of interest.</i>			
# C2BQ11B: Is it easy for patients to find information and instructions?			
Information	[Type= discrete] [Format=numeric] [Range= 1-2] [Missing=*]		
Statistics [NW/ W]	[Valid=320 /-] [Invalid=5 /-]		
Value	Label	Cases	Percentage
1	Yes	284	 88.8%
2	No	36	 11.2%
Sysmiss		5	
<i>Warning: these figures indicate the number of cases found in the data file. They cannot be interpreted as summary statistics of the population of interest.</i>			
# C2BQ11C: Is it easy for patients to find flow of care?			
Information	[Type= discrete] [Format=numeric] [Range= 1-2] [Missing=*]		
Statistics [NW/ W]	[Valid=320 /-] [Invalid=5 /-]		
Value	Label	Cases	Percentage
1	Yes	270	 84.4%
2	No	50	 15.6%
Sysmiss		5	
<i>Warning: these figures indicate the number of cases found in the data file. They cannot be interpreted as summary statistics of the population of interest.</i>			
# C2BQ11D: Is it easy for patients to find signposts?			
Information	[Type= discrete] [Format=numeric] [Range= 1-2] [Missing=*]		
Statistics [NW/ W]	[Valid=320 /-] [Invalid=5 /-]		
Value	Label	Cases	Percentage
1	Yes	266	 83.1%
2	No	54	 16.9%
Sysmiss		5	
<i>Warning: these figures indicate the number of cases found in the data file. They cannot be interpreted as summary statistics of the population of interest.</i>			
# C2BQ12_1: With respect			
Information	[Type= discrete] [Format=character] [Missing=*]		

File : CSEC2B

C2BQ12_1: With respect

Statistics [NW/ W] [Valid=197 /-] [Invalid=0 /-]

Value	Label	Cases	Percentage
N		137	<div></div> 69.5%
Y		60	<div></div> 30.5%

Warning: these figures indicate the number of cases found in the data file. They cannot be interpreted as summary statistics of the population of interest.

C2BQ12_2: Easing of fear and anxiety

Information [Type= discrete] [Format=character] [Missing=*]

Statistics [NW/ W] [Valid=197 /-] [Invalid=0 /-]

Value	Label	Cases	Percentage
N		163	<div></div> 82.7%
Y		34	<div></div> 17.3%

Warning: these figures indicate the number of cases found in the data file. They cannot be interpreted as summary statistics of the population of interest.

C2BQ12_3: Privacy and confidentiality

Information [Type= discrete] [Format=character] [Missing=*]

Statistics [NW/ W] [Valid=197 /-] [Invalid=0 /-]

Value	Label	Cases	Percentage
N		143	<div></div> 72.6%
Y		54	<div></div> 27.4%

Warning: these figures indicate the number of cases found in the data file. They cannot be interpreted as summary statistics of the population of interest.

C2BQ12_4: Client's expectations are met by provider

Information [Type= discrete] [Format=character] [Missing=*]

Statistics [NW/ W] [Valid=197 /-] [Invalid=0 /-]

Value	Label	Cases	Percentage
N		169	<div></div> 85.8%
Y		28	<div></div> 14.2%

Warning: these figures indicate the number of cases found in the data file. They cannot be interpreted as summary statistics of the population of interest.

C2BQ12_5: Disrespectful

Information [Type= discrete] [Format=character] [Missing=*]

Statistics [NW/ W] [Valid=197 /-] [Invalid=0 /-]

Value	Label	Cases	Percentage
N		184	<div></div> 93.4%
Y		13	<div></div> 6.6%

Warning: these figures indicate the number of cases found in the data file. They cannot be interpreted as summary statistics of the population of interest.

C2BQ12_6: Negligence

Information [Type= discrete] [Format=character] [Missing=*]

Statistics [NW/ W] [Valid=197 /-] [Invalid=0 /-]

Value	Label	Cases	Percentage
N		183	<div></div> 92.9%
Y		14	<div></div> 7.1%

Warning: these figures indicate the number of cases found in the data file. They cannot be interpreted as summary statistics of the population of interest.

File : CSEC2B

C2BQ12_7: Other treatment by health staff

Information [Type= discrete] [Format=character] [Missing=*]

Statistics [NW/ W] [Valid=197 /-] [Invalid=0 /-]

Value	Label	Cases	Percentage
N		194	98.5%
Y		3	1.5%

Warning: these figures indicate the number of cases found in the data file. They cannot be interpreted as summary statistics of the population of interest.

C2BQ12_7_other: Specify the other treatment

Information [Type= discrete] [Format=character] [Missing=*]

Statistics [NW/ W] [Valid=26 /-] [Invalid=0 /-]

Value	Label	Cases	Percentage
ABSENTISM		1	3.8%
Attention only to known people		1	3.8%
CLIENT,S EXPECTATIONS NOT MET		2	7.7%
CLIENTS EXPECTATIONS ARE ALWAYS NOT MET		1	3.8%
CLIENTS EXPECTATIONS ARE ALWAYS NOT MET		1	3.8%
CLIENTS EXPECTATIONS NOT MET		1	3.8%
Care is not consistent		1	3.8%
Care less		1	3.8%
Client,s expectations not met by the provider[health facility]		1	3.8%
Flow of care		1	3.8%
Given attention		1	3.8%
Less care		3	11.5%
Little care		1	3.8%
MOTHERS PAY MONEY FOR DELIVERY AT GOVERNMENT FACILITY.		1	3.8%
Mindfull of clients		1	3.8%
Neglect patients		1	3.8%
Not much care		1	3.8%
PATIENTS ARE TOO		2	7.7%

File : CSEC2B

C2BQ12_7_other: Specify the other treatment

Value	Label	Cases	Percentage
MANY COMPARED TO THE STAFF ENROLMENT			
Some level of care		1	<div></div> 3.8%
Staff absent on many occasions		1	<div></div> 3.8%
WE ALWAYS PAY FOR MEDICINE		1	<div></div> 3.8%
all services are available		1	<div></div> 3.8%

Warning: these figures indicate the number of cases found in the data file. They cannot be interpreted as summary statistics of the population of interest.

C2BQ13_1: Long distance

Information		[Type= discrete] [Format=character] [Missing=*]		
Statistics [NW/ W]		[Valid=197 /-] [Invalid=0 /-]		
Value	Label	Cases	Percentage	
N		168	<div></div>	85.3%
Y		29	<div></div>	14.7%

Warning: these figures indicate the number of cases found in the data file. They cannot be interpreted as summary statistics of the population of interest.

C2BQ13_2: No means of transport available

Information		[Type= discrete] [Format=character] [Missing=*]		
Statistics [NW/ W]		[Valid=197 /-] [Invalid=0 /-]		
Value	Label	Cases	Percentage	
N		169	<div></div>	85.8%
Y		28	<div></div>	14.2%

Warning: these figures indicate the number of cases found in the data file. They cannot be interpreted as summary statistics of the population of interest.

C2BQ13_3: Open hours not convenient

Information		[Type= discrete] [Format=character] [Missing=*]		
Statistics [NW/ W]		[Valid=197 /-] [Invalid=0 /-]		
Value	Label	Cases	Percentage	
N		179	<div></div>	90.9%
Y		18	<div></div>	9.1%

Warning: these figures indicate the number of cases found in the data file. They cannot be interpreted as summary statistics of the population of interest.

C2BQ13_4: Long waiting time

Information		[Type= discrete] [Format=character] [Missing=*]		
Statistics [NW/ W]		[Valid=197 /-] [Invalid=0 /-]		
Value	Label	Cases	Percentage	
N		145	<div></div>	73.6%
Y		52	<div></div>	26.4%

Warning: these figures indicate the number of cases found in the data file. They cannot be interpreted as summary statistics of the population of interest.

File : CSEC2B			
# C2BQ13_5: Medicines/supplies not available			
Information	[Type= discrete] [Format=character] [Missing=*]		
Statistics [NW/ W]	[Valid=197 /-] [Invalid=0 /-]		
Value	Label	Cases	Percentage
N		157	<div><div></div></div> 79.7%
Y		40	<div><div></div></div> 20.3%
<i>Warning: these figures indicate the number of cases found in the data file. They cannot be interpreted as summary statistics of the population of interest.</i>			
# C2BQ13_6: Expensive/not affordable			
Information	[Type= discrete] [Format=character] [Missing=*]		
Statistics [NW/ W]	[Valid=197 /-] [Invalid=0 /-]		
Value	Label	Cases	Percentage
N		191	<div><div></div></div> 97.0%
Y		6	<div><div></div></div> 3.0%
<i>Warning: these figures indicate the number of cases found in the data file. They cannot be interpreted as summary statistics of the population of interest.</i>			
# C2BQ13_7: Culture related issues			
Information	[Type= discrete] [Format=character] [Missing=*]		
Statistics [NW/ W]	[Valid=197 /-] [Invalid=0 /-]		
Value	Label	Cases	Percentage
N		197	<div><div></div></div> 100.0%
<i>Warning: these figures indicate the number of cases found in the data file. They cannot be interpreted as summary statistics of the population of interest.</i>			
# C2BQ13_8: Limited range of services			
Information	[Type= discrete] [Format=character] [Missing=*]		
Statistics [NW/ W]	[Valid=197 /-] [Invalid=0 /-]		
Value	Label	Cases	Percentage
N		145	<div><div></div></div> 73.6%
Y		52	<div><div></div></div> 26.4%
<i>Warning: these figures indicate the number of cases found in the data file. They cannot be interpreted as summary statistics of the population of interest.</i>			
# C2BQ13_9: Other Concerns			
Information	[Type= discrete] [Format=character] [Missing=*]		
Statistics [NW/ W]	[Valid=197 /-] [Invalid=0 /-]		
Value	Label	Cases	Percentage
N		190	<div><div></div></div> 96.4%
Y		7	<div><div></div></div> 3.6%
<i>Warning: these figures indicate the number of cases found in the data file. They cannot be interpreted as summary statistics of the population of interest.</i>			
# C2BQ13_9_other: Specify the other concerns			
Information	[Type= discrete] [Format=character] [Missing=*]		
Statistics [NW/ W]	[Valid=57 /-] [Invalid=0 /-]		
Value	Label	Cases	Percentage
ABSENTEESISM OF STAFF		1	<div><div></div></div> 1.8%
ABSENTISM OF STAFF		1	<div><div></div></div> 1.8%

File : CSEC2B

C2BQ13_9_other: Specify the other concerns

Value	Label	Cases	Percentage
AVAILABLE AMBULANCE LACKS FUEL ALWAYS. INCA OF REFERRALS YOU HAVE TO PAY FOR FUEL		1	<div></div> 1.8%
BAD ATTITUDE OF HEALTH WORK		1	<div></div> 1.8%
BAD ATTITUDE OF SOME STAFF MEMBER		1	<div></div> 1.8%
BAD ROAD		1	<div></div> 1.8%
BAD ROADS		1	<div></div> 1.8%
Being in the army barracks you can not move and out freely		1	<div></div> 1.8%
CLIENT" EXPECTATIONS NOT MET BECAUSE THEY COME FROM DIFFERENT SUB-COUNTY		1	<div></div> 1.8%
CLIENTS EXPECTATIONS NOT ALWAYS MET		1	<div></div> 1.8%
Educate staff on job values		1	<div></div> 1.8%
HEALTH WORKERS NOT ALWAYS AVAILABLE		1	<div></div> 1.8%
High Number of Patients		1	<div></div> 1.8%
ILLEGAL CHARGES		1	<div></div> 1.8%
IN ADEQUATE BUILDINGS		1	<div></div> 1.8%
INACCESSIBILI DURING RAINY SEASON		1	<div></div> 1.8%
INADEQUATE FACILITIES- BUILDINGS		1	<div></div> 1.8%

File : CSEC2B

C2BQ13_9_other: Specify the other concerns

Value	Label	Cases	Percentage
LACK OF CLINICAL EQUIPMENTS		1	1.8%
LACK OF DRUGS		1	1.8%
LACK OF SPACE ESPECIALLY DURING		1	1.8%
LATE STARTING OF WORK		1	1.8%
LESS PAY TO STAFF		1	1.8%
LESS STAFF		1	1.8%
LESS STAFF SERVING PATIENTS		1	1.8%
LIMITED FACILITES		1	1.8%
LIMITED FACILITIES		1	1.8%
LIMITED FACILITIES EG [WARDS]		1	1.8%
LIMITED STAFF		1	1.8%
LIMITED WARDS		1	1.8%
LIMITED WORKING SPACE		1	1.8%
Less information on range of services; Absenteesm of staff		1	1.8%
Low number of staff		1	1.8%
MEDICAL STAFF NEGLIGENCE		1	1.8%
NEGLEGIENCE OF PATIENTS		1	1.8%
NO ELECTRICITY		1	1.8%
NON-AVAILABILITY OF SAFE DRINKING WATER.		1	1.8%
NONE		2	3.5%
No Ambulance services; No		1	1.8%

File : CSEC2B

C2BQ13_9_other: Specify the other concerns

Value	Label	Cases	Percentage
staff quarters; No maternity services.			
Not working over weekends		1	<div></div> 1.8%
POOR ATTITUDE OF SOME HEALTH WORKERS		1	<div></div> 1.8%
POOR ROAD		1	<div></div> 1.8%
PROVISION OF FOOD FOR PATIENTS		1	<div></div> 1.8%
Patient neglect		1	<div></div> 1.8%
Poor Ambulance services		1	<div></div> 1.8%
Poor Hygiene, Poor conduct of Staff		1	<div></div> 1.8%
Poor sanitation facilities,		1	<div></div> 1.8%
STAFF ALWAYS NOT BEING AVAILABLE		1	<div></div> 1.8%
Staff often absent		1	<div></div> 1.8%
Too congested		1	<div></div> 1.8%
blocked easy accesss routes		1	<div></div> 1.8%
electricity		1	<div></div> 1.8%
low number of staff		1	<div></div> 1.8%
negligence		1	<div></div> 1.8%
poor road		1	<div></div> 1.8%
provide enough wards		1	<div></div> 1.8%
some staff are not cooperative with patients. village people know them ver well.		1	<div></div> 1.8%

Warning: these figures indicate the number of cases found in the data file. They cannot be interpreted as summary statistics of the population of interest.

C2BQ14_1: Increase local access to government health services / maternity care

Information	[Type= discrete] [Format=character] [Missing=*]		
Statistics [NW/ W]	[Valid=197 /-] [Invalid=0 /-]		
Value	Label	Cases	Percentage
N		161	<div></div> 81.7%
Y		36	<div></div> 18.3%

File : CSEC2B			
# C2BQ14_1: Increase local access to government health services / maternity care			
<i>Warning: these figures indicate the number of cases found in the data file. They cannot be interpreted as summary statistics of the population of interest.</i>			
# C2BQ14_2: Increase hours of operation at night			
Information	[Type= discrete] [Format=character] [Missing=*]		
Statistics [NW/ W]	[Valid=197 /-] [Invalid=0 /-]		
Value	Label	Cases	Percentage
N		165	<div><div></div></div> 83.8%
Y		32	<div><div></div></div> 16.2%
<i>Warning: these figures indicate the number of cases found in the data file. They cannot be interpreted as summary statistics of the population of interest.</i>			
# C2BQ14_3: Increase staff levels at local facilities			
Information	[Type= discrete] [Format=character] [Missing=*]		
Statistics [NW/ W]	[Valid=197 /-] [Invalid=0 /-]		
Value	Label	Cases	Percentage
N		159	<div><div></div></div> 80.7%
Y		38	<div><div></div></div> 19.3%
<i>Warning: these figures indicate the number of cases found in the data file. They cannot be interpreted as summary statistics of the population of interest.</i>			
# C2BQ14_4: Government subsidies for private medical care			
Information	[Type= discrete] [Format=character] [Missing=*]		
Statistics [NW/ W]	[Valid=197 /-] [Invalid=0 /-]		
Value	Label	Cases	Percentage
N		185	<div><div></div></div> 93.9%
Y		12	<div><div></div></div> 6.1%
<i>Warning: these figures indicate the number of cases found in the data file. They cannot be interpreted as summary statistics of the population of interest.</i>			
# C2BQ14_5: Government subsidies for medicines/supplies			
Information	[Type= discrete] [Format=character] [Missing=*]		
Statistics [NW/ W]	[Valid=197 /-] [Invalid=0 /-]		
Value	Label	Cases	Percentage
N		183	<div><div></div></div> 92.9%
Y		14	<div><div></div></div> 7.1%
<i>Warning: these figures indicate the number of cases found in the data file. They cannot be interpreted as summary statistics of the population of interest.</i>			
# C2BQ14_6: Increased community involvement in maintaining supplies			
Information	[Type= discrete] [Format=character] [Missing=*]		
Statistics [NW/ W]	[Valid=197 /-] [Invalid=0 /-]		
Value	Label	Cases	Percentage
N		175	<div><div></div></div> 88.8%
Y		22	<div><div></div></div> 11.2%
<i>Warning: these figures indicate the number of cases found in the data file. They cannot be interpreted as summary statistics of the population of interest.</i>			
# C2BQ14_7: Increase availability / functioning of ambulance services			
Information	[Type= discrete] [Format=character] [Missing=*]		
Statistics [NW/ W]	[Valid=197 /-] [Invalid=0 /-]		

File : CSEC2B

C2BQ14_7: Increase availability / functioning of ambulance services

Value	Label	Cases	Percentage
N		160	<div><div></div></div> 81.2%
Y		37	<div><div></div></div> 18.8%

Warning: these figures indicate the number of cases found in the data file. They cannot be interpreted as summary statistics of the population of interest.

C2BQ14_8: Sensitization campaigns related to health services

Information	[Type= discrete] [Format=character] [Missing=*]
Statistics [NW/ W]	[Valid=197 /-] [Invalid=0 /-]

Value	Label	Cases	Percentage
N		166	<div><div></div></div> 84.3%
Y		31	<div><div></div></div> 15.7%

Warning: these figures indicate the number of cases found in the data file. They cannot be interpreted as summary statistics of the population of interest.

C2BQ14_9: Other

Information	[Type= discrete] [Format=character] [Missing=*]
Statistics [NW/ W]	[Valid=197 /-] [Invalid=0 /-]

Value	Label	Cases	Percentage
N		188	<div><div></div></div> 95.4%
Y		9	<div><div></div></div> 4.6%

Warning: these figures indicate the number of cases found in the data file. They cannot be interpreted as summary statistics of the population of interest.

C2BQ14_9_other: Specify the other ways to minimize concerns

Information	[Type= discrete] [Format=character] [Missing=*]
Statistics [NW/ W]	[Valid=83 /-] [Invalid=0 /-]

Value	Label	Cases	Percentage
ADD MORE STAFF		3	<div><div></div></div> 3.6%
Be more strict on staff monitoring and supervision		1	<div><div></div></div> 1.2%
Boost the morale of staff		1	<div><div></div></div> 1.2%
Build more staff houses		1	<div><div></div></div> 1.2%
CLOSE MONITORING AND SUPERVISION BY GOVERNMENT		1	<div><div></div></div> 1.2%
CLOSE SUPERVISION		2	<div><div></div></div> 2.4%
CLOSE SUPERVISION BY BOTH DISTRICT AND HSD		1	<div><div></div></div> 1.2%
CLOSE SUPERVISION BY THE GOVERNMENT		2	<div><div></div></div> 2.4%

File : CSEC2B

C2BQ14_9_other: Specify the other ways to minimize concerns

Value	Label	Cases	Percentage
CLOSE SUPERVISION BY THE GOVERNMENT		1	<div><div></div></div> 1.2%
CLOSE SUPERVISION OF STAFF		1	<div><div></div></div> 1.2%
CONSTRUCTION OF ROADS-BRIDGE		1	<div><div></div></div> 1.2%
Caution to patients to have more care		1	<div><div></div></div> 1.2%
Construct passable roads; Increase drug stock levels		1	<div><div></div></div> 1.2%
EXPAND HEALTH CENTER		1	<div><div></div></div> 1.2%
GOVERNMENT SHOULD IMPROVE ON THE MEDICINES/ SUPPLIES		2	<div><div></div></div> 2.4%
GOVERNMENT TO PROVIDE BETTER FACILITIES IN PRIVATE INSTITUTIONS		1	<div><div></div></div> 1.2%
GOVERNMENT SHOULD INCREASE ON MEDICINES SUPPLY		1	<div><div></div></div> 1.2%
GOVT TO MONITOR HEALTH WORKERS CLOSELY		1	<div><div></div></div> 1.2%
IMPROVE FACILITIES E.G WATER ,MERTEN WARD E.T.C		1	<div><div></div></div> 1.2%
IMPROVE ON FACILITIES I.E BUILDINGS ,CL EQUIPMENTS.		1	<div><div></div></div> 1.2%
IMPROVE ON POWER AVAILABILITY		1	<div><div></div></div> 1.2%
IMPROVE ON THE		1	<div><div></div></div> 1.2%

File : CSEC2B

C2BQ14_9_other: Specify the other ways to minimize concerns

Value	Label	Cases	Percentage
OUTREACH SERVICES			
IMPROVE ON THE ROAD		1	<div></div> 1.2%
IMPROVE ON WATER AND SANNITATION		1	<div></div> 1.2%
IMPROVEMENT ON INFRUSTRUCTU		1	<div></div> 1.2%
IMPROVEMENT ON STAFF SALARY		1	<div></div> 1.2%
INCREASE AMOUNT OF DRUG SUPPLY		1	<div></div> 1.2%
INCREASE MEDICAL FACILITIES LIKE SURGERY		1	<div></div> 1.2%
INCREASE PAY TO MEDICAL STAFF		1	<div></div> 1.2%
INCREASE THE NUMBER OF BUILINGS		1	<div></div> 1.2%
INGREASE IN SUPPLY OF DRUGS		1	<div></div> 1.2%
Incerase drug stock levels		1	<div></div> 1.2%
Increase drug stock levels		4	<div></div> 4.8%
Increase drug stock levels,		1	<div></div> 1.2%
Increase drug stock levels.		1	<div></div> 1.2%
Increase drug types and varietes.		1	<div></div> 1.2%
Increase number of medical staff		1	<div></div> 1.2%
Increase range of services		1	<div></div> 1.2%
Increase range of services and drug stock levels		1	<div></div> 1.2%
Increase staff levels, increase drug stock levels.		1	<div></div> 1.2%

File : CSEC2B

C2BQ14_9_other: Specify the other ways to minimize concerns

Value	Label	Cases	Percentage
MORE SPACE FOR EXPANSION		1	1.2%
MORE DRUGS SHOULD BE SUPPLIED BEING A LANDING SITE AS IT HAS MANY HEALTH ISSUES		1	1.2%
NEEDS ALOT OF SUPERVISOR		1	1.2%
NONE		2	2.4%
Nurses realy at work place		1	1.2%
PRIVATE CLINICS TO BE CLOSED		1	1.2%
PROVIDE ENOUGH STAFF		1	1.2%
PROVIDE ENOUGH STAFF INCLUDING DRIVER FOR AMBULANCE		1	1.2%
PROVIDE MORE STAFF		1	1.2%
PROVODE ENOUGH FACILITIES		1	1.2%
PUT MEDICAL EQUIPMENTS LIKE X-RAYS ETC		1	1.2%
Power connection at the health facility.		1	1.2%
Provide ambulance services		1	1.2%
Provide more services like mertanity		1	1.2%
Provision of better facilities		1	1.2%
Re-train staff; Build staff quarters; Increase drug stock levels.		1	1.2%
Reshufle all staff		1	1.2%

File : CSEC2B

C2BQ14_9_other: Specify the other ways to minimize concerns

Value	Label	Cases	Percentage
SIncrease drug stock levels		1	<div></div> 1.2%
STRICT MONITORING OF HEALTH WORKERS		1	<div></div> 1.2%
Sensitise staff about morals		1	<div></div> 1.2%
Strict close supervision		1	<div></div> 1.2%
THE GOVERNMENT SHOUL EQUIP THE FACILITY WITH ENOUGH DRUGS		1	<div></div> 1.2%
TRANSFER OF STAFF		1	<div></div> 1.2%
TRANSFER OF STAFF		3	<div></div> 3.6%
Transfer existing Staff,		1	<div></div> 1.2%
change staff that are not cooperative.		1	<div></div> 1.2%
improvement of better facilities i.e wards		1	<div></div> 1.2%
open to easy access routes		1	<div></div> 1.2%
provision od electricity		1	<div></div> 1.2%
reshuffle nurses		1	<div></div> 1.2%
told the MP of the area		1	<div></div> 1.2%
transfer of staff		1	<div></div> 1.2%

Warning: these figures indicate the number of cases found in the data file. They cannot be interpreted as summary statistics of the population of interest.

File : CSEC2C

District_Name: District name

Information [Type= discrete] [Format=numeric] [Range= 101-426] [Missing=*]

Statistics [NW/ W] [Valid=306 /-] [Invalid=0 /-]

Value	Label	Cases	Percentage
101		1	0.3%
102		29	9.5%
103		1	0.3%
104		4	1.3%
105		1	0.3%
106		3	1.0%
107		5	1.6%
108		4	1.3%
110		7	2.3%
111		3	1.0%
112		4	1.3%
113		12	3.9%
115		6	2.0%
116		1	0.3%
117		4	1.3%
118		1	0.3%
119		1	0.3%
120		1	0.3%
122		3	1.0%
123		1	0.3%
124		5	1.6%
201		3	1.0%
203		3	1.0%
204		6	2.0%
205		1	0.3%
207		1	0.3%
208		4	1.3%
209		2	0.7%
210		2	0.7%
211		3	1.0%
212		5	1.6%
214		9	2.9%
215		3	1.0%
216		2	0.7%
218		2	0.7%
219		3	1.0%
221		2	0.7%
222		1	0.3%
223		7	2.3%
224		1	0.3%
225		2	0.7%

File : CSEC2C

District_Name: District name

Value	Label	Cases	Percentage
226		4	<div></div> 1.3%
228		1	<div></div> 0.3%
230		1	<div></div> 0.3%
232		2	<div></div> 0.7%
302		6	<div></div> 2.0%
303		9	<div></div> 2.9%
304		4	<div></div> 1.3%
305		1	<div></div> 0.3%
306		4	<div></div> 1.3%
307		3	<div></div> 1.0%
308		1	<div></div> 0.3%
309		3	<div></div> 1.0%
310		4	<div></div> 1.3%
311		3	<div></div> 1.0%
312		1	<div></div> 0.3%
313		2	<div></div> 0.7%
314		1	<div></div> 0.3%
317		3	<div></div> 1.0%
318		4	<div></div> 1.3%
319		3	<div></div> 1.0%
320		2	<div></div> 0.7%
321		4	<div></div> 1.3%
322		2	<div></div> 0.7%
323		4	<div></div> 1.3%
325		4	<div></div> 1.3%
327		1	<div></div> 0.3%
329		1	<div></div> 0.3%
330		3	<div></div> 1.0%
402		2	<div></div> 0.7%
403		5	<div></div> 1.6%
404		3	<div></div> 1.0%
405		5	<div></div> 1.6%
406		5	<div></div> 1.6%
407		4	<div></div> 1.3%
408		3	<div></div> 1.0%
409		3	<div></div> 1.0%
410		5	<div></div> 1.6%
411		6	<div></div> 2.0%
412		3	<div></div> 1.0%
414		1	<div></div> 0.3%
415		4	<div></div> 1.3%
417		6	<div></div> 2.0%
418		4	<div></div> 1.3%

File : CSEC2C

District_Name: District name

Value	Label	Cases	Percentage
419		1	0.3%
420		2	0.7%
421		1	0.3%
422		1	0.3%
423		1	0.3%
426		1	0.3%

Warning: these figures indicate the number of cases found in the data file. They cannot be interpreted as summary statistics of the population of interest.

SubCounty: Sub-county/division/town council

Information	[Type= discrete] [Format=numeric] [Range= 101204-426104] [Missing=*]
Statistics [NW/ W]	[Valid=306 /-] [Invalid=0 /-]

Value	Label	Cases	Percentage
101204		1	0.3%
102101		2	0.7%
102102		4	1.3%
102103		10	3.3%
102104		6	2.0%
102105		7	2.3%
103105		1	0.3%
104102		1	0.3%
104104		1	0.3%
104105		1	0.3%
104208		1	0.3%
105105		1	0.3%
106101		2	0.7%
106106		1	0.3%
107105		2	0.7%
107202		1	0.3%
107302		1	0.3%
107305		1	0.3%
108106		1	0.3%
108301		2	0.7%
108305		1	0.3%
110105		1	0.3%
110203		1	0.3%
110204		1	0.3%
110206		1	0.3%
110207		1	0.3%
110305		1	0.3%
110306		1	0.3%
111102		1	0.3%
111202		2	0.7%
112102		1	0.3%
112104		1	0.3%

File : CSEC2C

SubCounty: Sub-county/division/town council

Value	Label	Cases	Percentage
112203		1	<div></div> 0.3%
112204		1	<div></div> 0.3%
113105		2	<div></div> 0.7%
113111		1	<div></div> 0.3%
113112		1	<div></div> 0.3%
113113		2	<div></div> 0.7%
113303		3	<div></div> 1.0%
113304		1	<div></div> 0.3%
113306		1	<div></div> 0.3%
113307		1	<div></div> 0.3%
115103		1	<div></div> 0.3%
115104		1	<div></div> 0.3%
115202		1	<div></div> 0.3%
115203		1	<div></div> 0.3%
115205		1	<div></div> 0.3%
115207		1	<div></div> 0.3%
116102		1	<div></div> 0.3%
117103		1	<div></div> 0.3%
117104		1	<div></div> 0.3%
117110		2	<div></div> 0.7%
118101		1	<div></div> 0.3%
119103		1	<div></div> 0.3%
120105		1	<div></div> 0.3%
122102		1	<div></div> 0.3%
122105		1	<div></div> 0.3%
122106		1	<div></div> 0.3%
123108		1	<div></div> 0.3%
124101		1	<div></div> 0.3%
124103		1	<div></div> 0.3%
124104		1	<div></div> 0.3%
124107		1	<div></div> 0.3%
124108		1	<div></div> 0.3%
201106		2	<div></div> 0.7%
201110		1	<div></div> 0.3%
203202		1	<div></div> 0.3%
203301		1	<div></div> 0.3%
203303		1	<div></div> 0.3%
204101		1	<div></div> 0.3%
204102		1	<div></div> 0.3%
204203		1	<div></div> 0.3%
204301		2	<div></div> 0.7%
204302		1	<div></div> 0.3%
205104		1	<div></div> 0.3%

File : CSEC2C

SubCounty: Sub-county/division/town council

Value	Label	Cases	Percentage
207103		1	0.3%
208102		2	0.7%
208104		1	0.3%
208107		1	0.3%
209201		2	0.7%
210205		2	0.7%
211101		1	0.3%
211103		1	0.3%
211106		1	0.3%
212104		1	0.3%
212105		1	0.3%
212202		1	0.3%
212305		1	0.3%
212311		1	0.3%
214101		2	0.7%
214102		1	0.3%
214108		1	0.3%
214113		5	1.6%
215109		1	0.3%
215115		1	0.3%
215120		1	0.3%
216202		2	0.7%
218103		1	0.3%
218115		1	0.3%
219103		3	1.0%
221109		2	0.7%
222106		1	0.3%
223108		1	0.3%
223120		1	0.3%
223121		3	1.0%
223126		1	0.3%
223128		1	0.3%
224105		1	0.3%
225103		1	0.3%
225111		1	0.3%
226101		1	0.3%
226103		2	0.7%
226104		1	0.3%
228102		1	0.3%
230107		1	0.3%
232101		1	0.3%
232203		1	0.3%
302101		1	0.3%












































File : CSEC2C

SubCounty: Sub-county/division/town council

Value	Label	Cases	Percentage
302201		2	0.7%
302203		1	0.3%
302204		1	0.3%
302205		1	0.3%
303201		1	0.3%
303202		1	0.3%
303204		1	0.3%
303402		1	0.3%
303404		2	0.7%
303405		1	0.3%
303503		1	0.3%
303504		1	0.3%
304102		1	0.3%
304204		2	0.7%
304301		1	0.3%
305102		1	0.3%
306102		1	0.3%
306103		2	0.7%
306106		1	0.3%
307108		2	0.7%
307202		1	0.3%
308102		1	0.3%
309102		1	0.3%
309103		1	0.3%
309204		1	0.3%
310102		1	0.3%
310206		2	0.7%
310207		1	0.3%
311103		2	0.7%
311302		1	0.3%
312105		1	0.3%
313102		1	0.3%
313104		1	0.3%
314103		1	0.3%
317101		1	0.3%
317102		1	0.3%
317106		1	0.3%
318103		2	0.7%
318107		1	0.3%
318114		1	0.3%
319103		1	0.3%
319105		1	0.3%
319107		1	0.3%









































File : CSEC2C

SubCounty: Sub-county/division/town council

Value	Label	Cases	Percentage
320103		1	 0.3%
320108		1	 0.3%
321103		1	 0.3%
321105		1	 0.3%
321106		1	 0.3%
321107		1	 0.3%
322108		1	 0.3%
322111		1	 0.3%
323104		1	 0.3%
323106		1	 0.3%
323107		1	 0.3%
323108		1	 0.3%
325101		1	 0.3%
325103		3	 1.0%
327103		1	 0.3%
329106		1	 0.3%
330107		2	 0.7%
330110		1	 0.3%
402207		1	 0.3%
402208		1	 0.3%
403101		1	 0.3%
403105		1	 0.3%
403201		1	 0.3%
403205		1	 0.3%
403301		1	 0.3%
404102		1	 0.3%
404207		1	 0.3%
404403		1	 0.3%
405104		1	 0.3%
405208		1	 0.3%
405211		1	 0.3%
405301		1	 0.3%
405302		1	 0.3%
406108		1	 0.3%
406201		1	 0.3%
406210		1	 0.3%
406212		1	 0.3%
406303		1	 0.3%
407202		1	 0.3%
407205		1	 0.3%
407303		1	 0.3%
407306		1	 0.3%
408102		1	 0.3%

File : CSEC2C

SubCounty: Sub-county/division/town council

Value	Label	Cases	Percentage
408112		1	 0.3%
408113		1	 0.3%
409101		1	 0.3%
409203		1	 0.3%
409301		1	 0.3%
410102		1	 0.3%
410105		1	 0.3%
410201		2	 0.7%
410303		1	 0.3%
411103		1	 0.3%
411203		1	 0.3%
411302		1	 0.3%
411304		1	 0.3%
411402		1	 0.3%
411403		1	 0.3%
412103		1	 0.3%
412201		1	 0.3%
412203		1	 0.3%
414116		1	 0.3%
415105		1	 0.3%
415106		1	 0.3%
415110		1	 0.3%
415114		1	 0.3%
417101		1	 0.3%
417102		1	 0.3%
417104		1	 0.3%
417105		1	 0.3%
417110		1	 0.3%
417114		1	 0.3%
418104		1	 0.3%
418201		1	 0.3%
418202		1	 0.3%
418209		1	 0.3%
419204		1	 0.3%
420107		1	 0.3%
420108		1	 0.3%
421108		1	 0.3%
422102		1	 0.3%
423109		1	 0.3%
426104		1	 0.3%

Warning: these figures indicate the number of cases found in the data file. They cannot be interpreted as summary statistics of the population of interest.

Parish: Parish/ward

Information [Type= discrete] [Format=numeric] [Range= 10120402-42610402] [Missing=*]

File : CSEC2C

Parish: Parish/ward

Statistics [NW/ W] [Valid=306 /-] [Invalid=0 /-]

Value	Label	Cases	Percentage
10120402		1	0.3%
10210104		1	0.3%
10210108		1	0.3%
10210202		1	0.3%
10210205		1	0.3%
10210206		1	0.3%
10210208		1	0.3%
10210301		1	0.3%
10210302		1	0.3%
10210304		1	0.3%
10210305		2	0.7%
10210306		1	0.3%
10210308		1	0.3%
10210309		2	0.7%
10210312		1	0.3%
10210401		1	0.3%
10210402		1	0.3%
10210410		1	0.3%
10210411		1	0.3%
10210417		1	0.3%
10210419		1	0.3%
10210501		1	0.3%
10210503		1	0.3%
10210504		1	0.3%
10210510		1	0.3%
10210513		1	0.3%
10210515		1	0.3%
10210518		1	0.3%
10310505		1	0.3%
10410204		1	0.3%
10410403		1	0.3%
10410504		1	0.3%
10420804		1	0.3%
10510502		1	0.3%
10610101		1	0.3%
10610109		1	0.3%
10610606		1	0.3%
10710503		1	0.3%
10710505		1	0.3%
10720206		1	0.3%
10730203		1	0.3%
10730507		1	0.3%

File : CSEC2C

Parish: Parish/ward

Value	Label	Cases	Percentage
10810603		1	0.3%
10830101		1	0.3%
10830105		1	0.3%
10830502		1	0.3%
11010501		1	0.3%
11020306		1	0.3%
11020401		1	0.3%
11020603		1	0.3%
11020704		1	0.3%
11030501		1	0.3%
11030601		1	0.3%
11110201		1	0.3%
11120204		1	0.3%
11120206		1	0.3%
11210203		1	0.3%
11210402		1	0.3%
11220301		1	0.3%
11220403		1	0.3%
11310504		1	0.3%
11310505		1	0.3%
11311102		1	0.3%
11311203		1	0.3%
11311302		1	0.3%
11311306		1	0.3%
11330301		2	0.7%
11330305		1	0.3%
11330403		1	0.3%
11330606		1	0.3%
11330701		1	0.3%
11510302		1	0.3%
11510403		1	0.3%
11520209		1	0.3%
11520307		1	0.3%
11520504		1	0.3%
11520703		1	0.3%
11610205		1	0.3%
11710308		1	0.3%
11710405		1	0.3%
11711003		2	0.7%
11810104		1	0.3%
11910303		1	0.3%
12010502		1	0.3%
12210206		1	0.3%

File : CSEC2C

Parish: Parish/ward

Value	Label	Cases	Percentage
12210502		1	0.3%
12210602		1	0.3%
12310803		1	0.3%
12410106		1	0.3%
12410302		1	0.3%
12410401		1	0.3%
12410701		1	0.3%
12410802		1	0.3%
20110602		2	0.7%
20111009		1	0.3%
20320203		1	0.3%
20330101		1	0.3%
20330304		1	0.3%
20410103		1	0.3%
20410204		1	0.3%
20420301		1	0.3%
20430101		1	0.3%
20430102		1	0.3%
20430205		1	0.3%
20510401		1	0.3%
20710301		1	0.3%
20810214		2	0.7%
20810404		1	0.3%
20810713		1	0.3%
20920101		1	0.3%
20920104		1	0.3%
21020504		2	0.7%
21110105		1	0.3%
21110303		1	0.3%
21110603		1	0.3%
21210403		1	0.3%
21210504		1	0.3%
21220201		1	0.3%
21230502		1	0.3%
21231101		1	0.3%
21410104		1	0.3%
21410106		1	0.3%
21410202		1	0.3%
21410801		1	0.3%
21411301		1	0.3%
21411303		4	1.3%
21510902		1	0.3%
21511502		1	0.3%

File : CSEC2C

Parish: Parish/ward

Value	Label	Cases	Percentage
21512002		1	<div></div> 0.3%
21620203		2	<div></div> 0.7%
21810302		1	<div></div> 0.3%
21811504		1	<div></div> 0.3%
21910313		1	<div></div> 0.3%
21910317		2	<div></div> 0.7%
22110902		1	<div></div> 0.3%
22110905		1	<div></div> 0.3%
22210602		1	<div></div> 0.3%
22310805		1	<div></div> 0.3%
22312002		1	<div></div> 0.3%
22312101		2	<div></div> 0.7%
22312103		1	<div></div> 0.3%
22312601		1	<div></div> 0.3%
22312801		1	<div></div> 0.3%
22410505		1	<div></div> 0.3%
22510304		1	<div></div> 0.3%
22511103		1	<div></div> 0.3%
22610101		1	<div></div> 0.3%
22610302		1	<div></div> 0.3%
22610303		1	<div></div> 0.3%
22610405		1	<div></div> 0.3%
22810203		1	<div></div> 0.3%
23010709		1	<div></div> 0.3%
23210104		1	<div></div> 0.3%
23220304		1	<div></div> 0.3%
30210102		1	<div></div> 0.3%
30220105		1	<div></div> 0.3%
30220107		1	<div></div> 0.3%
30220302		1	<div></div> 0.3%
30220405		1	<div></div> 0.3%
30220505		1	<div></div> 0.3%
30320102		1	<div></div> 0.3%
30320207		1	<div></div> 0.3%
30320405		1	<div></div> 0.3%
30340204		1	<div></div> 0.3%
30340401		1	<div></div> 0.3%
30340403		1	<div></div> 0.3%
30340507		1	<div></div> 0.3%
30350304		1	<div></div> 0.3%
30350402		1	<div></div> 0.3%
30410201		1	<div></div> 0.3%
30420401		1	<div></div> 0.3%

File : CSEC2C

Parish: Parish/ward

Value	Label	Cases	Percentage
30420402		1	0.3%
30430104		1	0.3%
30510208		1	0.3%
30610203		1	0.3%
30610301		2	0.7%
30610601		1	0.3%
30710802		1	0.3%
30710803		1	0.3%
30720203		1	0.3%
30810206		1	0.3%
30910205		1	0.3%
30910305		1	0.3%
30920406		1	0.3%
31010202		1	0.3%
31020603		1	0.3%
31020604		1	0.3%
31020706		1	0.3%
31110302		2	0.7%
31130201		1	0.3%
31210502		1	0.3%
31310205		1	0.3%
31310403		1	0.3%
31410304		1	0.3%
31710101		1	0.3%
31710202		1	0.3%
31710605		1	0.3%
31810302		2	0.7%
31810705		1	0.3%
31811402		1	0.3%
31910303		1	0.3%
31910508		1	0.3%
31910702		1	0.3%
32010303		1	0.3%
32010808		1	0.3%
32110304		1	0.3%
32110505		1	0.3%
32110601		1	0.3%
32110706		1	0.3%
32210802		1	0.3%
32211104		1	0.3%
32310403		1	0.3%
32310604		1	0.3%
32310701		1	0.3%

File : CSEC2C

Parish: Parish/ward

Value	Label	Cases	Percentage
32310802		1	0.3%
32510102		1	0.3%
32510305		1	0.3%
32510306		2	0.7%
32710303		1	0.3%
32910602		1	0.3%
33010701		1	0.3%
33010703		1	0.3%
33011001		1	0.3%
40220705		1	0.3%
40220805		1	0.3%
40310102		1	0.3%
40310505		1	0.3%
40320102		1	0.3%
40320504		1	0.3%
40330104		1	0.3%
40410203		1	0.3%
40420704		1	0.3%
40440303		1	0.3%
40510402		1	0.3%
40520803		1	0.3%
40521103		1	0.3%
40530104		1	0.3%
40530203		1	0.3%
40610804		1	0.3%
40620102		1	0.3%
40621003		1	0.3%
40621201		1	0.3%
40630307		1	0.3%
40720204		1	0.3%
40720501		1	0.3%
40730303		1	0.3%
40730604		1	0.3%
40810201		1	0.3%
40811202		1	0.3%
40811304		1	0.3%
40910104		1	0.3%
40920305		1	0.3%
40930103		1	0.3%
41010204		1	0.3%
41010502		1	0.3%
41020101		2	0.7%
41030306		1	0.3%

File : CSEC2C

Parish: Parish/ward

Value	Label	Cases	Percentage	
41110301		1	<div></div>	0.3%
41120302		1	<div></div>	0.3%
41130202		1	<div></div>	0.3%
41130402		1	<div></div>	0.3%
41140202		1	<div></div>	0.3%
41140303		1	<div></div>	0.3%
41210304		1	<div></div>	0.3%
41220107		1	<div></div>	0.3%
41220304		1	<div></div>	0.3%
41411601		1	<div></div>	0.3%
41510502		1	<div></div>	0.3%
41510608		1	<div></div>	0.3%
41511004		1	<div></div>	0.3%
41511407		1	<div></div>	0.3%
41710101		1	<div></div>	0.3%
41710201		1	<div></div>	0.3%
41710401		1	<div></div>	0.3%
41710501		1	<div></div>	0.3%
41711004		1	<div></div>	0.3%
41711404		1	<div></div>	0.3%
41810403		1	<div></div>	0.3%
41820102		1	<div></div>	0.3%
41820201		1	<div></div>	0.3%
41820907		1	<div></div>	0.3%
41920402		1	<div></div>	0.3%
42010704		1	<div></div>	0.3%
42010803		1	<div></div>	0.3%
42110801		1	<div></div>	0.3%
42210204		1	<div></div>	0.3%
42310905		1	<div></div>	0.3%
42610402		1	<div></div>	0.3%

Warning: these figures indicate the number of cases found in the data file. They cannot be interpreted as summary statistics of the population of interest.

Villagecode: Village code

Information	[Type= discrete] [Format=numeric] [Range= 1012040204-4261040201] [Missing=*]			
Statistics [NW/ W]	[Valid=306 /-] [Invalid=0 /-]			
Value	Label	Cases	Percentage	
1012040204		1	<div></div>	0.3%
1021010402		1	<div></div>	0.3%
1021010802		1	<div></div>	0.3%
1021020205		1	<div></div>	0.3%
1021020504		1	<div></div>	0.3%
1021020601		1	<div></div>	0.3%
1021020805		1	<div></div>	0.3%

File : CSEC2C

Villagecode: Village code

Value	Label	Cases	Percentage
1021030109		1	0.3%
1021030203		1	0.3%
1021030412		1	0.3%
1021030504		1	0.3%
1021030509		1	0.3%
1021030606		1	0.3%
1021030803		1	0.3%
1021030904		2	0.7%
1021031208		1	0.3%
1021040102		1	0.3%
1021040203		1	0.3%
1021041002		1	0.3%
1021041118		1	0.3%
1021041701		1	0.3%
1021041903		1	0.3%
1021050106		1	0.3%
1021050307		1	0.3%
1021050405		1	0.3%
1021051004		1	0.3%
1021051305		1	0.3%
1021051506		1	0.3%
1021051832		1	0.3%
1031050505		1	0.3%
1041020405		1	0.3%
1041040304		1	0.3%
1041050403		1	0.3%
1042080404		1	0.3%
1051050201		1	0.3%
1061010108		1	0.3%
1061010902		1	0.3%
1061060602		1	0.3%
1071050302		1	0.3%
1071050503		1	0.3%
1072020601		1	0.3%
1073020305		1	0.3%
1073050702		1	0.3%
1081060309		1	0.3%
1083010101		1	0.3%
1083010505		1	0.3%
1083050204		1	0.3%
1101050107		1	0.3%
1102030601		1	0.3%
1102040107		1	0.3%

File : CSEC2C

Villagecode: Village code

Value	Label	Cases	Percentage	
1102060309		1	<div></div>	0.3%
1102070403		1	<div></div>	0.3%
1103050102		1	<div></div>	0.3%
1103060102		1	<div></div>	0.3%
1111020105		1	<div></div>	0.3%
1112020403		1	<div></div>	0.3%
1112020618		1	<div></div>	0.3%
1121020302		1	<div></div>	0.3%
1121040209		1	<div></div>	0.3%
1122030104		1	<div></div>	0.3%
1122040303		1	<div></div>	0.3%
1131050402		1	<div></div>	0.3%
1131050505		1	<div></div>	0.3%
1131110205		1	<div></div>	0.3%
1131120307		1	<div></div>	0.3%
1131130204		1	<div></div>	0.3%
1131130602		1	<div></div>	0.3%
1133030101		1	<div></div>	0.3%
1133030109		1	<div></div>	0.3%
1133030504		1	<div></div>	0.3%
1133040308		1	<div></div>	0.3%
1133060601		1	<div></div>	0.3%
1133070102		1	<div></div>	0.3%
1151030204		1	<div></div>	0.3%
1151040307		1	<div></div>	0.3%
1152020907		1	<div></div>	0.3%
1152030702		1	<div></div>	0.3%
1152050405		1	<div></div>	0.3%
1152070306		1	<div></div>	0.3%
1161020501		1	<div></div>	0.3%
1171030802		1	<div></div>	0.3%
1171040504		1	<div></div>	0.3%
1171100309		1	<div></div>	0.3%
1171100312		1	<div></div>	0.3%
1181010407		1	<div></div>	0.3%
1191030304		1	<div></div>	0.3%
1201050202		1	<div></div>	0.3%
1221020604		1	<div></div>	0.3%
1221050203		1	<div></div>	0.3%
1221060206		1	<div></div>	0.3%
1231080303		1	<div></div>	0.3%
1241010603		1	<div></div>	0.3%
1241030216		1	<div></div>	0.3%

File : CSEC2C

Villagecode: Village code

Value	Label	Cases	Percentage
1241040102		1	0.3%
1241070106		1	0.3%
1241080210		1	0.3%
2011060205		2	0.7%
2011100902		1	0.3%
2032020304		1	0.3%
2033010101		1	0.3%
2033030403		1	0.3%
2041010302		1	0.3%
2041020405		1	0.3%
2042030105		1	0.3%
2043010103		1	0.3%
2043010202		1	0.3%
2043020514		1	0.3%
2051040101		1	0.3%
2071030105		1	0.3%
2081021402		2	0.7%
2081040401		1	0.3%
2081071301		1	0.3%
2092010105		1	0.3%
2092010401		1	0.3%
2102050401		2	0.7%
2111010504		1	0.3%
2111030302		1	0.3%
2111060303		1	0.3%
2121040306		1	0.3%
2121050407		1	0.3%
2122020101		1	0.3%
2123050204		1	0.3%
2123110101		1	0.3%
2141010403		1	0.3%
2141010604		1	0.3%
2141020206		1	0.3%
2141080105		1	0.3%
2141130103		1	0.3%
2141130307		4	1.3%
2151090208		1	0.3%
2151150202		1	0.3%
2151200204		1	0.3%
2162020306		2	0.7%
2181030213		1	0.3%
2181150401		1	0.3%
2191031301		1	0.3%

File : CSEC2C

Villagecode: Village code

Value	Label	Cases	Percentage
2191031702		2	<div></div> 0.7%
2211090203		1	<div></div> 0.3%
2211090505		1	<div></div> 0.3%
2221060201		1	<div></div> 0.3%
2231080506		1	<div></div> 0.3%
2231200204		1	<div></div> 0.3%
2231210104		1	<div></div> 0.3%
2231210105		1	<div></div> 0.3%
2231210302		1	<div></div> 0.3%
2231260115		1	<div></div> 0.3%
2231280102		1	<div></div> 0.3%
2241050511		1	<div></div> 0.3%
2251030415		1	<div></div> 0.3%
2251110322		1	<div></div> 0.3%
2261010102		1	<div></div> 0.3%
2261030205		1	<div></div> 0.3%
2261030301		1	<div></div> 0.3%
2261040510		1	<div></div> 0.3%
2281020304		1	<div></div> 0.3%
2301070905		1	<div></div> 0.3%
2321010406		1	<div></div> 0.3%
2322030405		1	<div></div> 0.3%
3021010215		1	<div></div> 0.3%
3022010508		1	<div></div> 0.3%
3022010708		1	<div></div> 0.3%
3022030205		1	<div></div> 0.3%
3022040505		1	<div></div> 0.3%
3022050502		1	<div></div> 0.3%
3032010205		1	<div></div> 0.3%
3032020706		1	<div></div> 0.3%
3032040506		1	<div></div> 0.3%
3034020408		1	<div></div> 0.3%
3034040102		1	<div></div> 0.3%
3034040304		1	<div></div> 0.3%
3034050711		1	<div></div> 0.3%
3035030411		1	<div></div> 0.3%
3035040205		1	<div></div> 0.3%
3041020101		1	<div></div> 0.3%
3042040105		1	<div></div> 0.3%
3042040201		1	<div></div> 0.3%
3043010404		1	<div></div> 0.3%
3051020803		1	<div></div> 0.3%
3061020306		1	<div></div> 0.3%

File : CSEC2C

Villagecode: Village code

Value	Label	Cases	Percentage
3061030101		2	<div><div></div></div> 0.7%
3061060103		1	<div><div></div></div> 0.3%
3071080206		1	<div><div></div></div> 0.3%
3071080301		1	<div><div></div></div> 0.3%
3072020302		1	<div><div></div></div> 0.3%
3081020606		1	<div><div></div></div> 0.3%
3091020502		1	<div><div></div></div> 0.3%
3091030501		1	<div><div></div></div> 0.3%
3092040606		1	<div><div></div></div> 0.3%
3101020203		1	<div><div></div></div> 0.3%
3102060309		1	<div><div></div></div> 0.3%
3102060408		1	<div><div></div></div> 0.3%
3102070603		1	<div><div></div></div> 0.3%
3111030202		2	<div><div></div></div> 0.7%
3113020101		1	<div><div></div></div> 0.3%
3121050202		1	<div><div></div></div> 0.3%
3131020505		1	<div><div></div></div> 0.3%
3131040312		1	<div><div></div></div> 0.3%
3141030403		1	<div><div></div></div> 0.3%
3171010102		1	<div><div></div></div> 0.3%
3171020201		1	<div><div></div></div> 0.3%
3171060512		1	<div><div></div></div> 0.3%
3181030204		2	<div><div></div></div> 0.7%
3181070501		1	<div><div></div></div> 0.3%
3181140207		1	<div><div></div></div> 0.3%
3191030304		1	<div><div></div></div> 0.3%
3191050803		1	<div><div></div></div> 0.3%
3191070202		1	<div><div></div></div> 0.3%
3201030323		1	<div><div></div></div> 0.3%
3201080801		1	<div><div></div></div> 0.3%
3211030405		1	<div><div></div></div> 0.3%
3211050502		1	<div><div></div></div> 0.3%
3211060105		1	<div><div></div></div> 0.3%
3211070617		1	<div><div></div></div> 0.3%
3221080206		1	<div><div></div></div> 0.3%
3221110412		1	<div><div></div></div> 0.3%
3231040301		1	<div><div></div></div> 0.3%
3231060409		1	<div><div></div></div> 0.3%
3231070104		1	<div><div></div></div> 0.3%
3231080204		1	<div><div></div></div> 0.3%
3251010205		1	<div><div></div></div> 0.3%
3251030508		1	<div><div></div></div> 0.3%
3251030601		1	<div><div></div></div> 0.3%

File : CSEC2C

Villagecode: Village code

Value	Label	Cases	Percentage
3251030602		1	0.3%
3271030305		1	0.3%
3291060206		1	0.3%
3301070101		1	0.3%
3301070303		1	0.3%
3301100102		1	0.3%
4022070507		1	0.3%
4022080505		1	0.3%
4031010202		1	0.3%
4031050502		1	0.3%
4032010205		1	0.3%
4032050403		1	0.3%
4033010412		1	0.3%
4041020302		1	0.3%
4042070409		1	0.3%
4044030303		1	0.3%
4051040205		1	0.3%
4052080304		1	0.3%
4052110310		1	0.3%
4053010409		1	0.3%
4053020304		1	0.3%
4061080401		1	0.3%
4062010203		1	0.3%
4062100306		1	0.3%
4062120102		1	0.3%
4063030706		1	0.3%
4072020402		1	0.3%
4072050104		1	0.3%
4073030305		1	0.3%
4073060419		1	0.3%
4081020104		1	0.3%
4081120206		1	0.3%
4081130406		1	0.3%
4091010401		1	0.3%
4092030509		1	0.3%
4093010304		1	0.3%
4101020405		1	0.3%
4101050204		1	0.3%
4102010106		1	0.3%
4102010107		1	0.3%
4103030601		1	0.3%
4111030105		1	0.3%
4112030202		1	0.3%

File : CSEC2C

Villagecode: Village code

Value	Label	Cases	Percentage
4113020204		1	0.3%
4113040203		1	0.3%
4114020204		1	0.3%
4114030308		1	0.3%
4121030414		1	0.3%
4122010704		1	0.3%
4122030405		1	0.3%
4141160106		1	0.3%
4151050204		1	0.3%
4151060812		1	0.3%
4151100404		1	0.3%
4151140703		1	0.3%
4171010109		1	0.3%
4171020103		1	0.3%
4171040107		1	0.3%
4171050107		1	0.3%
4171100404		1	0.3%
4171140402		1	0.3%
4181040301		1	0.3%
4182010203		1	0.3%
4182020104		1	0.3%
4182090702		1	0.3%
4192040205		1	0.3%
4201070403		1	0.3%
4201080309		1	0.3%
4211080107		1	0.3%
4221020401		1	0.3%
4231090509		1	0.3%
4261040201		1	0.3%

Warning: these figures indicate the number of cases found in the data file. They cannot be interpreted as summary statistics of the population of interest.

C2CQ15: How has the availability of safe water changed in the last 2 years?

Information	[Type= discrete] [Format=numeric] [Range= 1-4] [Missing=*]		
Statistics [NW/ W]	[Valid=300 /-] [Invalid=6 /-]		
Value	Label	Cases	Percentage
1	Improved	116	38.7%
2	Same	145	48.3%
3	Deteriorated	31	10.3%
4	No safe water in this period	8	2.7%
Sysmiss		6	

Warning: these figures indicate the number of cases found in the data file. They cannot be interpreted as summary statistics of the population of interest.



C2CQ16: Have you undertaken any activities to protect water catchment areas in your comm

Information	[Type= discrete] [Format=numeric] [Range= 1-2] [Missing=*]
-------------	--

File : CSEC2C

C2CQ16: Have you undertaken any activities to protect water catchment areas in your comm

Statistics [NW/ W] [Valid=300 /-] [Invalid=6 /-]




Value	Label	Cases	Percentage
1	Yes	62	 20.7%
2	No	238	 79.3%
Sysmiss		6	

Warning: these figures indicate the number of cases found in the data file. They cannot be interpreted as summary statistics of the population of interest.

C2CQ17: What activities have you undertaken to protect these areas?

Information [Type= discrete] [Format=numeric] [Range= 1-8] [Missing=*]

Statistics [NW/ W] [Valid=62 /-] [Invalid=244 /-]



Value	Label	Cases	Percentage
1	Tree Planting	20	 32.3%
2	Preventing Wetland Encroachment	19	 30.6%
3	Preventing Forrest Encroachment	0	
8	Other (Specify)	23	 37.1%
Sysmiss		244	

Warning: these figures indicate the number of cases found in the data file. They cannot be interpreted as summary statistics of the population of interest.

C2CQ18: Do people in your community pay for using water?

Information [Type= discrete] [Format=numeric] [Range= 1-2] [Missing=*]

Statistics [NW/ W] [Valid=300 /-] [Invalid=6 /-]

Value	Label	Cases	Percentage
1	Yes	115	 38.3%
2	No	185	 61.7%
Sysmiss		6	

Warning: these figures indicate the number of cases found in the data file. They cannot be interpreted as summary statistics of the population of interest.

C2CQ19A: How much?-Amount

Information [Type= continuous] [Format=numeric] [Range= 0-20000] [Missing=*]

Statistics [NW/ W] [Valid=114 /-] [Invalid=192 /-]

C2CQ19B: How much?-quantity




Information [Type= continuous] [Format=numeric] [Range= 0-1000] [Missing=*]

Statistics [NW/ W] [Valid=109 /-] [Invalid=197 /-]

C2CQ19C: How much? units

Information [Type= discrete] [Format=numeric] [Range= 1-8] [Missing=*]

Statistics [NW/ W] [Valid=114 /-] [Invalid=192 /-]

Value	Label	Cases	Percentage
1	Litre	3	 2.6%
2	Jerry Can (20L)	66	 57.9%
8	Other (Specify)	45	 39.5%
Sysmiss		192	

Warning: these figures indicate the number of cases found in the data file. They cannot be interpreted as summary statistics of the population of interest.

File : CSEC2C

C2CQ20: What is the purpose of these payments?

Information	[Type= discrete] [Format=numeric] [Range= 1-8] [Missing=*]
Statistics [NW/ W]	[Valid=115 /-] [Invalid=191 /-]

Value	Label	Cases	Percentage
1	User fees/traiffs	67	58.3%
2	Maintenance costs	45	39.1%
8	Other (Specify)	3	2.6%
Sysmiss		191	

Warning: these figures indicate the number of cases found in the data file. They cannot be interpreted as summary statistics of the population of interest.

C2CQ21: How much money, on average, does a typical household pay per month for the water

Information	[Type= continuous] [Format=numeric] [Range= 3-48000] [Missing=*]
Statistics [NW/ W]	[Valid=115 /-] [Invalid=191 /-]

C2CQ22: Is this fee affordable to poor households?

Information	[Type= discrete] [Format=numeric] [Range= 1-2] [Missing=*]
Statistics [NW/ W]	[Valid=114 /-] [Invalid=192 /-]

Value	Label	Cases	Percentage
1	Yes	67	58.8%
2	No	47	41.2%
Sysmiss		192	

Warning: these figures indicate the number of cases found in the data file. They cannot be interpreted as summary statistics of the population of interest.

File : CSEC2C_1

District_Name: District name

Information [Type= discrete] [Format=numeric] [Range= 101-426] [Missing=*]

Statistics [NW/ W] [Valid=2754 /-] [Invalid=0 /-]

Value	Label	Cases	Percentage
101		9	0.3%
102		261	9.5%
103		9	0.3%
104		36	1.3%
105		9	0.3%
106		27	1.0%
107		45	1.6%
108		36	1.3%
110		63	2.3%
111		27	1.0%
112		36	1.3%
113		108	3.9%
115		54	2.0%
116		9	0.3%
117		36	1.3%
118		9	0.3%
119		9	0.3%
120		9	0.3%
122		27	1.0%
123		9	0.3%
124		45	1.6%
201		27	1.0%
203		27	1.0%
204		54	2.0%
205		9	0.3%
207		9	0.3%
208		36	1.3%
209		18	0.7%
210		18	0.7%
211		27	1.0%
212		45	1.6%
214		81	2.9%
215		27	1.0%
216		18	0.7%
218		18	0.7%
219		27	1.0%
221		18	0.7%
222		9	0.3%
223		63	2.3%
224		9	0.3%
225		18	0.7%

File : CSEC2C_1

District_Name: District name

Value	Label	Cases	Percentage
226		36	<div></div> 1.3%
228		9	<div></div> 0.3%
230		9	<div></div> 0.3%
232		18	<div></div> 0.7%
302		54	<div></div> 2.0%
303		81	<div></div> 2.9%
304		36	<div></div> 1.3%
305		9	<div></div> 0.3%
306		36	<div></div> 1.3%
307		27	<div></div> 1.0%
308		9	<div></div> 0.3%
309		27	<div></div> 1.0%
310		36	<div></div> 1.3%
311		27	<div></div> 1.0%
312		9	<div></div> 0.3%
313		18	<div></div> 0.7%
314		9	<div></div> 0.3%
317		27	<div></div> 1.0%
318		36	<div></div> 1.3%
319		27	<div></div> 1.0%
320		18	<div></div> 0.7%
321		36	<div></div> 1.3%
322		18	<div></div> 0.7%
323		36	<div></div> 1.3%
325		36	<div></div> 1.3%
327		9	<div></div> 0.3%
329		9	<div></div> 0.3%
330		27	<div></div> 1.0%
402		18	<div></div> 0.7%
403		45	<div></div> 1.6%
404		27	<div></div> 1.0%
405		45	<div></div> 1.6%
406		45	<div></div> 1.6%
407		36	<div></div> 1.3%
408		27	<div></div> 1.0%
409		27	<div></div> 1.0%
410		45	<div></div> 1.6%
411		54	<div></div> 2.0%
412		27	<div></div> 1.0%
414		9	<div></div> 0.3%
415		36	<div></div> 1.3%
417		54	<div></div> 2.0%
418		36	<div></div> 1.3%

File : CSEC2C_1

District_Name: District name

Value	Label	Cases	Percentage
419		9	<div></div> 0.3%
420		18	<div></div> 0.7%
421		9	<div></div> 0.3%
422		9	<div></div> 0.3%
423		9	<div></div> 0.3%
426		9	<div></div> 0.3%

Warning: these figures indicate the number of cases found in the data file. They cannot be interpreted as summary statistics of the population of interest.

SubCounty: Sub-county/division/town council

Information	[Type= discrete] [Format=numeric] [Range= 101204-426104] [Missing=*]
Statistics [NW/ W]	[Valid=2754 /-] [Invalid=0 /-]

Value	Label	Cases	Percentage
101204		9	<div></div> 0.3%
102101		18	<div></div> 0.7%
102102		36	<div></div> 1.3%
102103		90	<div></div> 3.3%
102104		54	<div></div> 2.0%
102105		63	<div></div> 2.3%
103105		9	<div></div> 0.3%
104102		9	<div></div> 0.3%
104104		9	<div></div> 0.3%
104105		9	<div></div> 0.3%
104208		9	<div></div> 0.3%
105105		9	<div></div> 0.3%
106101		18	<div></div> 0.7%
106106		9	<div></div> 0.3%
107105		18	<div></div> 0.7%
107202		9	<div></div> 0.3%
107302		9	<div></div> 0.3%
107305		9	<div></div> 0.3%
108106		9	<div></div> 0.3%
108301		18	<div></div> 0.7%
108305		9	<div></div> 0.3%
110105		9	<div></div> 0.3%
110203		9	<div></div> 0.3%
110204		9	<div></div> 0.3%
110206		9	<div></div> 0.3%
110207		9	<div></div> 0.3%
110305		9	<div></div> 0.3%
110306		9	<div></div> 0.3%
111102		9	<div></div> 0.3%
111202		18	<div></div> 0.7%
112102		9	<div></div> 0.3%
112104		9	<div></div> 0.3%

File : CSEC2C_1

SubCounty: Sub-county/division/town council

Value	Label	Cases	Percentage
112203		9	<div></div> 0.3%
112204		9	<div></div> 0.3%
113105		18	<div></div> 0.7%
113111		9	<div></div> 0.3%
113112		9	<div></div> 0.3%
113113		18	<div></div> 0.7%
113303		27	<div></div> 1.0%
113304		9	<div></div> 0.3%
113306		9	<div></div> 0.3%
113307		9	<div></div> 0.3%
115103		9	<div></div> 0.3%
115104		9	<div></div> 0.3%
115202		9	<div></div> 0.3%
115203		9	<div></div> 0.3%
115205		9	<div></div> 0.3%
115207		9	<div></div> 0.3%
116102		9	<div></div> 0.3%
117103		9	<div></div> 0.3%
117104		9	<div></div> 0.3%
117110		18	<div></div> 0.7%
118101		9	<div></div> 0.3%
119103		9	<div></div> 0.3%
120105		9	<div></div> 0.3%
122102		9	<div></div> 0.3%
122105		9	<div></div> 0.3%
122106		9	<div></div> 0.3%
123108		9	<div></div> 0.3%
124101		9	<div></div> 0.3%
124103		9	<div></div> 0.3%
124104		9	<div></div> 0.3%
124107		9	<div></div> 0.3%
124108		9	<div></div> 0.3%
201106		18	<div></div> 0.7%
201110		9	<div></div> 0.3%
203202		9	<div></div> 0.3%
203301		9	<div></div> 0.3%
203303		9	<div></div> 0.3%
204101		9	<div></div> 0.3%
204102		9	<div></div> 0.3%
204203		9	<div></div> 0.3%
204301		18	<div></div> 0.7%
204302		9	<div></div> 0.3%
205104		9	<div></div> 0.3%

File : CSEC2C_1

SubCounty: Sub-county/division/town council

Value	Label	Cases	Percentage
207103		9	<div></div> 0.3%
208102		18	<div></div> 0.7%
208104		9	<div></div> 0.3%
208107		9	<div></div> 0.3%
209201		18	<div></div> 0.7%
210205		18	<div></div> 0.7%
211101		9	<div></div> 0.3%
211103		9	<div></div> 0.3%
211106		9	<div></div> 0.3%
212104		9	<div></div> 0.3%
212105		9	<div></div> 0.3%
212202		9	<div></div> 0.3%
212305		9	<div></div> 0.3%
212311		9	<div></div> 0.3%
214101		18	<div></div> 0.7%
214102		9	<div></div> 0.3%
214108		9	<div></div> 0.3%
214113		45	<div></div> 1.6%
215109		9	<div></div> 0.3%
215115		9	<div></div> 0.3%
215120		9	<div></div> 0.3%
216202		18	<div></div> 0.7%
218103		9	<div></div> 0.3%
218115		9	<div></div> 0.3%
219103		27	<div></div> 1.0%
221109		18	<div></div> 0.7%
222106		9	<div></div> 0.3%
223108		9	<div></div> 0.3%
223120		9	<div></div> 0.3%
223121		27	<div></div> 1.0%
223126		9	<div></div> 0.3%
223128		9	<div></div> 0.3%
224105		9	<div></div> 0.3%
225103		9	<div></div> 0.3%
225111		9	<div></div> 0.3%
226101		9	<div></div> 0.3%
226103		18	<div></div> 0.7%
226104		9	<div></div> 0.3%
228102		9	<div></div> 0.3%
230107		9	<div></div> 0.3%
232101		9	<div></div> 0.3%
232203		9	<div></div> 0.3%
302101		9	<div></div> 0.3%












































File : CSEC2C_1

SubCounty: Sub-county/division/town council

Value	Label	Cases	Percentage
302201		18	0.7%
302203		9	0.3%
302204		9	0.3%
302205		9	0.3%
303201		9	0.3%
303202		9	0.3%
303204		9	0.3%
303402		9	0.3%
303404		18	0.7%
303405		9	0.3%
303503		9	0.3%
303504		9	0.3%
304102		9	0.3%
304204		18	0.7%
304301		9	0.3%
305102		9	0.3%
306102		9	0.3%
306103		18	0.7%
306106		9	0.3%
307108		18	0.7%
307202		9	0.3%
308102		9	0.3%
309102		9	0.3%
309103		9	0.3%
309204		9	0.3%
310102		9	0.3%
310206		18	0.7%
310207		9	0.3%
311103		18	0.7%
311302		9	0.3%
312105		9	0.3%
313102		9	0.3%
313104		9	0.3%
314103		9	0.3%
317101		9	0.3%
317102		9	0.3%
317106		9	0.3%
318103		18	0.7%
318107		9	0.3%
318114		9	0.3%
319103		9	0.3%
319105		9	0.3%
319107		9	0.3%

File : CSEC2C_1

SubCounty: Sub-county/division/town council

Value	Label	Cases	Percentage
320103		9	 0.3%
320108		9	 0.3%
321103		9	 0.3%
321105		9	 0.3%
321106		9	 0.3%
321107		9	 0.3%
322108		9	 0.3%
322111		9	 0.3%
323104		9	 0.3%
323106		9	 0.3%
323107		9	 0.3%
323108		9	 0.3%
325101		9	 0.3%
325103		27	 1.0%
327103		9	 0.3%
329106		9	 0.3%
330107		18	 0.7%
330110		9	 0.3%
402207		9	 0.3%
402208		9	 0.3%
403101		9	 0.3%
403105		9	 0.3%
403201		9	 0.3%
403205		9	 0.3%
403301		9	 0.3%
404102		9	 0.3%
404207		9	 0.3%
404403		9	 0.3%
405104		9	 0.3%
405208		9	 0.3%
405211		9	 0.3%
405301		9	 0.3%
405302		9	 0.3%
406108		9	 0.3%
406201		9	 0.3%
406210		9	 0.3%
406212		9	 0.3%
406303		9	 0.3%
407202		9	 0.3%
407205		9	 0.3%
407303		9	 0.3%
407306		9	 0.3%
408102		9	 0.3%

File : CSEC2C_1

SubCounty: Sub-county/division/town council

Value	Label	Cases	Percentage
408112		9	<div></div> 0.3%
408113		9	<div></div> 0.3%
409101		9	<div></div> 0.3%
409203		9	<div></div> 0.3%
409301		9	<div></div> 0.3%
410102		9	<div></div> 0.3%
410105		9	<div></div> 0.3%
410201		18	<div></div> 0.7%
410303		9	<div></div> 0.3%
411103		9	<div></div> 0.3%
411203		9	<div></div> 0.3%
411302		9	<div></div> 0.3%
411304		9	<div></div> 0.3%
411402		9	<div></div> 0.3%
411403		9	<div></div> 0.3%
412103		9	<div></div> 0.3%
412201		9	<div></div> 0.3%
412203		9	<div></div> 0.3%
414116		9	<div></div> 0.3%
415105		9	<div></div> 0.3%
415106		9	<div></div> 0.3%
415110		9	<div></div> 0.3%
415114		9	<div></div> 0.3%
417101		9	<div></div> 0.3%
417102		9	<div></div> 0.3%
417104		9	<div></div> 0.3%
417105		9	<div></div> 0.3%
417110		9	<div></div> 0.3%
417114		9	<div></div> 0.3%
418104		9	<div></div> 0.3%
418201		9	<div></div> 0.3%
418202		9	<div></div> 0.3%
418209		9	<div></div> 0.3%
419204		9	<div></div> 0.3%
420107		9	<div></div> 0.3%
420108		9	<div></div> 0.3%
421108		9	<div></div> 0.3%
422102		9	<div></div> 0.3%
423109		9	<div></div> 0.3%
426104		9	<div></div> 0.3%

Warning: these figures indicate the number of cases found in the data file. They cannot be interpreted as summary statistics of the population of interest.

Parish: Parish/ward

Information [Type= discrete] [Format=numeric] [Range= 10120402-42610402] [Missing=*]

File : CSEC2C_1

Parish: Parish/ward

Statistics [NW/ W] [Valid=2754 /-] [Invalid=0 /-]

Value	Label	Cases	Percentage
10120402		9	0.3%
10210104		9	0.3%
10210108		9	0.3%
10210202		9	0.3%
10210205		9	0.3%
10210206		9	0.3%
10210208		9	0.3%
10210301		9	0.3%
10210302		9	0.3%
10210304		9	0.3%
10210305		18	0.7%
10210306		9	0.3%
10210308		9	0.3%
10210309		18	0.7%
10210312		9	0.3%
10210401		9	0.3%
10210402		9	0.3%
10210410		9	0.3%
10210411		9	0.3%
10210417		9	0.3%
10210419		9	0.3%
10210501		9	0.3%
10210503		9	0.3%
10210504		9	0.3%
10210510		9	0.3%
10210513		9	0.3%
10210515		9	0.3%
10210518		9	0.3%
10310505		9	0.3%
10410204		9	0.3%
10410403		9	0.3%
10410504		9	0.3%
10420804		9	0.3%
10510502		9	0.3%
10610101		9	0.3%
10610109		9	0.3%
10610606		9	0.3%
10710503		9	0.3%
10710505		9	0.3%
10720206		9	0.3%
10730203		9	0.3%
10730507		9	0.3%

File : CSEC2C_1

Parish: Parish/ward

Value	Label	Cases	Percentage
10810603		9	0.3%
10830101		9	0.3%
10830105		9	0.3%
10830502		9	0.3%
11010501		9	0.3%
11020306		9	0.3%
11020401		9	0.3%
11020603		9	0.3%
11020704		9	0.3%
11030501		9	0.3%
11030601		9	0.3%
11110201		9	0.3%
11120204		9	0.3%
11120206		9	0.3%
11210203		9	0.3%
11210402		9	0.3%
11220301		9	0.3%
11220403		9	0.3%
11310504		9	0.3%
11310505		9	0.3%
11311102		9	0.3%
11311203		9	0.3%
11311302		9	0.3%
11311306		9	0.3%
11330301		18	0.7%
11330305		9	0.3%
11330403		9	0.3%
11330606		9	0.3%
11330701		9	0.3%
11510302		9	0.3%
11510403		9	0.3%
11520209		9	0.3%
11520307		9	0.3%
11520504		9	0.3%
11520703		9	0.3%
11610205		9	0.3%
11710308		9	0.3%
11710405		9	0.3%
11711003		18	0.7%
11810104		9	0.3%
11910303		9	0.3%
12010502		9	0.3%
12210206		9	0.3%

File : CSEC2C_1

Parish: Parish/ward

Value	Label	Cases	Percentage
12210502		9	0.3%
12210602		9	0.3%
12310803		9	0.3%
12410106		9	0.3%
12410302		9	0.3%
12410401		9	0.3%
12410701		9	0.3%
12410802		9	0.3%
20110602		18	0.7%
20111009		9	0.3%
20320203		9	0.3%
20330101		9	0.3%
20330304		9	0.3%
20410103		9	0.3%
20410204		9	0.3%
20420301		9	0.3%
20430101		9	0.3%
20430102		9	0.3%
20430205		9	0.3%
20510401		9	0.3%
20710301		9	0.3%
20810214		18	0.7%
20810404		9	0.3%
20810713		9	0.3%
20920101		9	0.3%
20920104		9	0.3%
21020504		18	0.7%
21110105		9	0.3%
21110303		9	0.3%
21110603		9	0.3%
21210403		9	0.3%
21210504		9	0.3%
21220201		9	0.3%
21230502		9	0.3%
21231101		9	0.3%
21410104		9	0.3%
21410106		9	0.3%
21410202		9	0.3%
21410801		9	0.3%
21411301		9	0.3%
21411303		36	1.3%
21510902		9	0.3%
21511502		9	0.3%

File : CSEC2C_1

Parish: Parish/ward

Value	Label	Cases	Percentage
21512002		9	<div></div> 0.3%
21620203		18	<div></div> 0.7%
21810302		9	<div></div> 0.3%
21811504		9	<div></div> 0.3%
21910313		9	<div></div> 0.3%
21910317		18	<div></div> 0.7%
22110902		9	<div></div> 0.3%
22110905		9	<div></div> 0.3%
22210602		9	<div></div> 0.3%
22310805		9	<div></div> 0.3%
22312002		9	<div></div> 0.3%
22312101		18	<div></div> 0.7%
22312103		9	<div></div> 0.3%
22312601		9	<div></div> 0.3%
22312801		9	<div></div> 0.3%
22410505		9	<div></div> 0.3%
22510304		9	<div></div> 0.3%
22511103		9	<div></div> 0.3%
22610101		9	<div></div> 0.3%
22610302		9	<div></div> 0.3%
22610303		9	<div></div> 0.3%
22610405		9	<div></div> 0.3%
22810203		9	<div></div> 0.3%
23010709		9	<div></div> 0.3%
23210104		9	<div></div> 0.3%
23220304		9	<div></div> 0.3%
30210102		9	<div></div> 0.3%
30220105		9	<div></div> 0.3%
30220107		9	<div></div> 0.3%
30220302		9	<div></div> 0.3%
30220405		9	<div></div> 0.3%
30220505		9	<div></div> 0.3%
30320102		9	<div></div> 0.3%
30320207		9	<div></div> 0.3%
30320405		9	<div></div> 0.3%
30340204		9	<div></div> 0.3%
30340401		9	<div></div> 0.3%
30340403		9	<div></div> 0.3%
30340507		9	<div></div> 0.3%
30350304		9	<div></div> 0.3%
30350402		9	<div></div> 0.3%
30410201		9	<div></div> 0.3%
30420401		9	<div></div> 0.3%

File : CSEC2C_1

Parish: Parish/ward

Value	Label	Cases	Percentage
30420402		9	0.3%
30430104		9	0.3%
30510208		9	0.3%
30610203		9	0.3%
30610301		18	0.7%
30610601		9	0.3%
30710802		9	0.3%
30710803		9	0.3%
30720203		9	0.3%
30810206		9	0.3%
30910205		9	0.3%
30910305		9	0.3%
30920406		9	0.3%
31010202		9	0.3%
31020603		9	0.3%
31020604		9	0.3%
31020706		9	0.3%
31110302		18	0.7%
31130201		9	0.3%
31210502		9	0.3%
31310205		9	0.3%
31310403		9	0.3%
31410304		9	0.3%
31710101		9	0.3%
31710202		9	0.3%
31710605		9	0.3%
31810302		18	0.7%
31810705		9	0.3%
31811402		9	0.3%
31910303		9	0.3%
31910508		9	0.3%
31910702		9	0.3%
32010303		9	0.3%
32010808		9	0.3%
32110304		9	0.3%
32110505		9	0.3%
32110601		9	0.3%
32110706		9	0.3%
32210802		9	0.3%
32211104		9	0.3%
32310403		9	0.3%
32310604		9	0.3%
32310701		9	0.3%

File : CSEC2C_1

Parish: Parish/ward

Value	Label	Cases	Percentage
32310802		9	0.3%
32510102		9	0.3%
32510305		9	0.3%
32510306		18	0.7%
32710303		9	0.3%
32910602		9	0.3%
33010701		9	0.3%
33010703		9	0.3%
33011001		9	0.3%
40220705		9	0.3%
40220805		9	0.3%
40310102		9	0.3%
40310505		9	0.3%
40320102		9	0.3%
40320504		9	0.3%
40330104		9	0.3%
40410203		9	0.3%
40420704		9	0.3%
40440303		9	0.3%
40510402		9	0.3%
40520803		9	0.3%
40521103		9	0.3%
40530104		9	0.3%
40530203		9	0.3%
40610804		9	0.3%
40620102		9	0.3%
40621003		9	0.3%
40621201		9	0.3%
40630307		9	0.3%
40720204		9	0.3%
40720501		9	0.3%
40730303		9	0.3%
40730604		9	0.3%
40810201		9	0.3%
40811202		9	0.3%
40811304		9	0.3%
40910104		9	0.3%
40920305		9	0.3%
40930103		9	0.3%
41010204		9	0.3%
41010502		9	0.3%
41020101		18	0.7%
41030306		9	0.3%

File : CSEC2C_1

Parish: Parish/ward

Value	Label	Cases	Percentage	
41110301		9	<div></div>	0.3%
41120302		9	<div></div>	0.3%
41130202		9	<div></div>	0.3%
41130402		9	<div></div>	0.3%
41140202		9	<div></div>	0.3%
41140303		9	<div></div>	0.3%
41210304		9	<div></div>	0.3%
41220107		9	<div></div>	0.3%
41220304		9	<div></div>	0.3%
41411601		9	<div></div>	0.3%
41510502		9	<div></div>	0.3%
41510608		9	<div></div>	0.3%
41511004		9	<div></div>	0.3%
41511407		9	<div></div>	0.3%
41710101		9	<div></div>	0.3%
41710201		9	<div></div>	0.3%
41710401		9	<div></div>	0.3%
41710501		9	<div></div>	0.3%
41711004		9	<div></div>	0.3%
41711404		9	<div></div>	0.3%
41810403		9	<div></div>	0.3%
41820102		9	<div></div>	0.3%
41820201		9	<div></div>	0.3%
41820907		9	<div></div>	0.3%
41920402		9	<div></div>	0.3%
42010704		9	<div></div>	0.3%
42010803		9	<div></div>	0.3%
42110801		9	<div></div>	0.3%
42210204		9	<div></div>	0.3%
42310905		9	<div></div>	0.3%
42610402		9	<div></div>	0.3%

Warning: these figures indicate the number of cases found in the data file. They cannot be interpreted as summary statistics of the population of interest.

Villagecode: Village code

Information	[Type= discrete] [Format=numeric] [Range= 1012040204-4261040201] [Missing=*]			
Statistics [NW/ W]	[Valid=2754 /-] [Invalid=0 /-]			
Value	Label	Cases	Percentage	
1012040204		9	<div></div>	0.3%
1021010402		9	<div></div>	0.3%
1021010802		9	<div></div>	0.3%
1021020205		9	<div></div>	0.3%
1021020504		9	<div></div>	0.3%
1021020601		9	<div></div>	0.3%
1021020805		9	<div></div>	0.3%

File : CSEC2C_1

Villagecode: Village code

Value	Label	Cases	Percentage
1021030109		9	0.3%
1021030203		9	0.3%
1021030412		9	0.3%
1021030504		9	0.3%
1021030509		9	0.3%
1021030606		9	0.3%
1021030803		9	0.3%
1021030904		18	0.7%
1021031208		9	0.3%
1021040102		9	0.3%
1021040203		9	0.3%
1021041002		9	0.3%
1021041118		9	0.3%
1021041701		9	0.3%
1021041903		9	0.3%
1021050106		9	0.3%
1021050307		9	0.3%
1021050405		9	0.3%
1021051004		9	0.3%
1021051305		9	0.3%
1021051506		9	0.3%
1021051832		9	0.3%
1031050505		9	0.3%
1041020405		9	0.3%
1041040304		9	0.3%
1041050403		9	0.3%
1042080404		9	0.3%
1051050201		9	0.3%
1061010108		9	0.3%
1061010902		9	0.3%
1061060602		9	0.3%
1071050302		9	0.3%
1071050503		9	0.3%
1072020601		9	0.3%
1073020305		9	0.3%
1073050702		9	0.3%
1081060309		9	0.3%
1083010101		9	0.3%
1083010505		9	0.3%
1083050204		9	0.3%
1101050107		9	0.3%
1102030601		9	0.3%
1102040107		9	0.3%

File : CSEC2C_1

Villagecode: Village code

Value	Label	Cases	Percentage	
1102060309		9	<div></div>	0.3%
1102070403		9	<div></div>	0.3%
1103050102		9	<div></div>	0.3%
1103060102		9	<div></div>	0.3%
1111020105		9	<div></div>	0.3%
1112020403		9	<div></div>	0.3%
1112020618		9	<div></div>	0.3%
1121020302		9	<div></div>	0.3%
1121040209		9	<div></div>	0.3%
1122030104		9	<div></div>	0.3%
1122040303		9	<div></div>	0.3%
1131050402		9	<div></div>	0.3%
1131050505		9	<div></div>	0.3%
1131110205		9	<div></div>	0.3%
1131120307		9	<div></div>	0.3%
1131130204		9	<div></div>	0.3%
1131130602		9	<div></div>	0.3%
1133030101		9	<div></div>	0.3%
1133030109		9	<div></div>	0.3%
1133030504		9	<div></div>	0.3%
1133040308		9	<div></div>	0.3%
1133060601		9	<div></div>	0.3%
1133070102		9	<div></div>	0.3%
1151030204		9	<div></div>	0.3%
1151040307		9	<div></div>	0.3%
1152020907		9	<div></div>	0.3%
1152030702		9	<div></div>	0.3%
1152050405		9	<div></div>	0.3%
1152070306		9	<div></div>	0.3%
1161020501		9	<div></div>	0.3%
1171030802		9	<div></div>	0.3%
1171040504		9	<div></div>	0.3%
1171100309		9	<div></div>	0.3%
1171100312		9	<div></div>	0.3%
1181010407		9	<div></div>	0.3%
1191030304		9	<div></div>	0.3%
1201050202		9	<div></div>	0.3%
1221020604		9	<div></div>	0.3%
1221050203		9	<div></div>	0.3%
1221060206		9	<div></div>	0.3%
1231080303		9	<div></div>	0.3%
1241010603		9	<div></div>	0.3%
1241030216		9	<div></div>	0.3%

File : CSEC2C_1

Villagecode: Village code

Value	Label	Cases	Percentage
1241040102		9	0.3%
1241070106		9	0.3%
1241080210		9	0.3%
2011060205		18	0.7%
2011100902		9	0.3%
2032020304		9	0.3%
2033010101		9	0.3%
2033030403		9	0.3%
2041010302		9	0.3%
2041020405		9	0.3%
2042030105		9	0.3%
2043010103		9	0.3%
2043010202		9	0.3%
2043020514		9	0.3%
2051040101		9	0.3%
2071030105		9	0.3%
2081021402		18	0.7%
2081040401		9	0.3%
2081071301		9	0.3%
2092010105		9	0.3%
2092010401		9	0.3%
2102050401		18	0.7%
2111010504		9	0.3%
2111030302		9	0.3%
2111060303		9	0.3%
2121040306		9	0.3%
2121050407		9	0.3%
2122020101		9	0.3%
2123050204		9	0.3%
2123110101		9	0.3%
2141010403		9	0.3%
2141010604		9	0.3%
2141020206		9	0.3%
2141080105		9	0.3%
2141130103		9	0.3%
2141130307		36	1.3%
2151090208		9	0.3%
2151150202		9	0.3%
2151200204		9	0.3%
2162020306		18	0.7%
2181030213		9	0.3%
2181150401		9	0.3%
2191031301		9	0.3%

File : CSEC2C_1

Villagecode: Village code

Value	Label	Cases	Percentage
2191031702		18	<div></div> 0.7%
2211090203		9	<div></div> 0.3%
2211090505		9	<div></div> 0.3%
2221060201		9	<div></div> 0.3%
2231080506		9	<div></div> 0.3%
2231200204		9	<div></div> 0.3%
2231210104		9	<div></div> 0.3%
2231210105		9	<div></div> 0.3%
2231210302		9	<div></div> 0.3%
2231260115		9	<div></div> 0.3%
2231280102		9	<div></div> 0.3%
2241050511		9	<div></div> 0.3%
2251030415		9	<div></div> 0.3%
2251110322		9	<div></div> 0.3%
2261010102		9	<div></div> 0.3%
2261030205		9	<div></div> 0.3%
2261030301		9	<div></div> 0.3%
2261040510		9	<div></div> 0.3%
2281020304		9	<div></div> 0.3%
2301070905		9	<div></div> 0.3%
2321010406		9	<div></div> 0.3%
2322030405		9	<div></div> 0.3%
3021010215		9	<div></div> 0.3%
3022010508		9	<div></div> 0.3%
3022010708		9	<div></div> 0.3%
3022030205		9	<div></div> 0.3%
3022040505		9	<div></div> 0.3%
3022050502		9	<div></div> 0.3%
3032010205		9	<div></div> 0.3%
3032020706		9	<div></div> 0.3%
3032040506		9	<div></div> 0.3%
3034020408		9	<div></div> 0.3%
3034040102		9	<div></div> 0.3%
3034040304		9	<div></div> 0.3%
3034050711		9	<div></div> 0.3%
3035030411		9	<div></div> 0.3%
3035040205		9	<div></div> 0.3%
3041020101		9	<div></div> 0.3%
3042040105		9	<div></div> 0.3%
3042040201		9	<div></div> 0.3%
3043010404		9	<div></div> 0.3%
3051020803		9	<div></div> 0.3%
3061020306		9	<div></div> 0.3%

File : CSEC2C_1

Villagecode: Village code

Value	Label	Cases	Percentage
3061030101		18	<div></div> 0.7%
3061060103		9	<div></div> 0.3%
3071080206		9	<div></div> 0.3%
3071080301		9	<div></div> 0.3%
3072020302		9	<div></div> 0.3%
3081020606		9	<div></div> 0.3%
3091020502		9	<div></div> 0.3%
3091030501		9	<div></div> 0.3%
3092040606		9	<div></div> 0.3%
3101020203		9	<div></div> 0.3%
3102060309		9	<div></div> 0.3%
3102060408		9	<div></div> 0.3%
3102070603		9	<div></div> 0.3%
3111030202		18	<div></div> 0.7%
3113020101		9	<div></div> 0.3%
3121050202		9	<div></div> 0.3%
3131020505		9	<div></div> 0.3%
3131040312		9	<div></div> 0.3%
3141030403		9	<div></div> 0.3%
3171010102		9	<div></div> 0.3%
3171020201		9	<div></div> 0.3%
3171060512		9	<div></div> 0.3%
3181030204		18	<div></div> 0.7%
3181070501		9	<div></div> 0.3%
3181140207		9	<div></div> 0.3%
3191030304		9	<div></div> 0.3%
3191050803		9	<div></div> 0.3%
3191070202		9	<div></div> 0.3%
3201030323		9	<div></div> 0.3%
3201080801		9	<div></div> 0.3%
3211030405		9	<div></div> 0.3%
3211050502		9	<div></div> 0.3%
3211060105		9	<div></div> 0.3%
3211070617		9	<div></div> 0.3%
3221080206		9	<div></div> 0.3%
3221110412		9	<div></div> 0.3%
3231040301		9	<div></div> 0.3%
3231060409		9	<div></div> 0.3%
3231070104		9	<div></div> 0.3%
3231080204		9	<div></div> 0.3%
3251010205		9	<div></div> 0.3%
3251030508		9	<div></div> 0.3%
3251030601		9	<div></div> 0.3%

File : CSEC2C_1

Villagecode: Village code

Value	Label	Cases	Percentage	
3251030602		9	<div></div>	0.3%
3271030305		9	<div></div>	0.3%
3291060206		9	<div></div>	0.3%
3301070101		9	<div></div>	0.3%
3301070303		9	<div></div>	0.3%
3301100102		9	<div></div>	0.3%
4022070507		9	<div></div>	0.3%
4022080505		9	<div></div>	0.3%
4031010202		9	<div></div>	0.3%
4031050502		9	<div></div>	0.3%
4032010205		9	<div></div>	0.3%
4032050403		9	<div></div>	0.3%
4033010412		9	<div></div>	0.3%
4041020302		9	<div></div>	0.3%
4042070409		9	<div></div>	0.3%
4044030303		9	<div></div>	0.3%
4051040205		9	<div></div>	0.3%
4052080304		9	<div></div>	0.3%
4052110310		9	<div></div>	0.3%
4053010409		9	<div></div>	0.3%
4053020304		9	<div></div>	0.3%
4061080401		9	<div></div>	0.3%
4062010203		9	<div></div>	0.3%
4062100306		9	<div></div>	0.3%
4062120102		9	<div></div>	0.3%
4063030706		9	<div></div>	0.3%
4072020402		9	<div></div>	0.3%
4072050104		9	<div></div>	0.3%
4073030305		9	<div></div>	0.3%
4073060419		9	<div></div>	0.3%
4081020104		9	<div></div>	0.3%
4081120206		9	<div></div>	0.3%
4081130406		9	<div></div>	0.3%
4091010401		9	<div></div>	0.3%
4092030509		9	<div></div>	0.3%
4093010304		9	<div></div>	0.3%
4101020405		9	<div></div>	0.3%
4101050204		9	<div></div>	0.3%
4102010106		9	<div></div>	0.3%
4102010107		9	<div></div>	0.3%
4103030601		9	<div></div>	0.3%
4111030105		9	<div></div>	0.3%
4112030202		9	<div></div>	0.3%

File : CSEC2C_1

Villagecode: Village code

Value	Label	Cases	Percentage	
4113020204		9	<div></div>	0.3%
4113040203		9	<div></div>	0.3%
4114020204		9	<div></div>	0.3%
4114030308		9	<div></div>	0.3%
4121030414		9	<div></div>	0.3%
4122010704		9	<div></div>	0.3%
4122030405		9	<div></div>	0.3%
4141160106		9	<div></div>	0.3%
4151050204		9	<div></div>	0.3%
4151060812		9	<div></div>	0.3%
4151100404		9	<div></div>	0.3%
4151140703		9	<div></div>	0.3%
4171010109		9	<div></div>	0.3%
4171020103		9	<div></div>	0.3%
4171040107		9	<div></div>	0.3%
4171050107		9	<div></div>	0.3%
4171100404		9	<div></div>	0.3%
4171140402		9	<div></div>	0.3%
4181040301		9	<div></div>	0.3%
4182010203		9	<div></div>	0.3%
4182020104		9	<div></div>	0.3%
4182090702		9	<div></div>	0.3%
4192040205		9	<div></div>	0.3%
4201070403		9	<div></div>	0.3%
4201080309		9	<div></div>	0.3%
4211080107		9	<div></div>	0.3%
4221020401		9	<div></div>	0.3%
4231090509		9	<div></div>	0.3%
4261040201		9	<div></div>	0.3%

Warning: these figures indicate the number of cases found in the data file. They cannot be interpreted as summary statistics of the population of interest.

Toilet_Facilities_ID: CFSanitation

Information	[Type= discrete] [Format=numeric] [Range= 1-96] [Missing=*]			
Statistics [NW/ W]	[Valid=2754 /-] [Invalid=0 /-]			
Value	Label	Cases	Percentage	
1	Flush Toilet	306	<div></div>	11.1%
2	VIP Latrine	306	<div></div>	11.1%
3	Covered Pit latrine with slab	306	<div></div>	11.1%
4	Covered Pit latrine without slab	306	<div></div>	11.1%
5	Uncovered Pit Latrine with slab	306	<div></div>	11.1%
6	Uncovered Pit Latrine without slab	306	<div></div>	11.1%
7	Ecosan (CompositToilet)	306	<div></div>	11.1%
8	No facility/Bush/Polythene bags/Bucket	306	<div></div>	11.1%
96	Other(specify)	306	<div></div>	11.1%

File : CSEC2C_1

Toilet_Facilities_ID: CFSanitation

Warning: these figures indicate the number of cases found in the data file. They cannot be interpreted as summary statistics of the population of interest.

C2CQ23: Which of the following types of toilet facilities are used in your community?

Information	[Type= discrete] [Format=numeric] [Range= 1-2] [Missing=*]		
Statistics [NW/ W]	[Valid=2698 /-] [Invalid=56 /-]		
Value	Label	Cases	Percentage
1	Yes	979	<div><div></div></div> 36.3%
2	No	1719	<div><div></div></div> 63.7%
Sysmiss		56	

Warning: these figures indicate the number of cases found in the data file. They cannot be interpreted as summary statistics of the population of interest.

C2CQ24: What percentage of households use each of the listed facilities?

Information	[Type= continuous] [Format=numeric] [Range= 1-100] [Missing=*]		
Statistics [NW/ W]	[Valid=979 /-] [Invalid=1775 /-]		

C2CQ25: What is the major reason for incomplete latrine/toilet coverage?

Information	[Type= discrete] [Format=numeric] [Range= 1-8] [Missing=*]		
Statistics [NW/ W]	[Valid=338 /-] [Invalid=2416 /-]		
Value	Label	Cases	Percentage
1	Low Income	167	<div><div></div></div> 49.4%
2	Negative Attitude	39	<div><div></div></div> 11.5%
3	Poor Landscape/Terrain	13	<div><div></div></div> 3.8%
4	Ignorance	76	<div><div></div></div> 22.5%
5	Poor Soil Type	6	<div><div></div></div> 1.8%
6	Tenants	3	<div><div></div></div> 0.9%
7	No Land	4	<div><div></div></div> 1.2%
8	Other (Specify)	30	<div><div></div></div> 8.9%
Sysmiss		2416	

Warning: these figures indicate the number of cases found in the data file. They cannot be interpreted as summary statistics of the population of interest.

Survey_Visit: Select visit 1 or 2 for the entire survey

Information	[Type= discrete] [Format=numeric] [Range= 1-2] [Missing=*]		
Statistics [NW/ W]	[Valid=2754 /-] [Invalid=0 /-]		
Value	Label	Cases	Percentage
1	Visit 1	351	<div><div></div></div> 12.7%
2	Visit 2	2403	<div><div></div></div> 87.3%

Warning: these figures indicate the number of cases found in the data file. They cannot be interpreted as summary statistics of the population of interest.

Service_Response: Service Availability in LC1 Response Status

Information	[Type= discrete] [Format=numeric] [Range= 1-3] [Missing=*]		
Statistics [NW/ W]	[Valid=2655 /-] [Invalid=99 /-]		
Value	Label	Cases	Percentage
1	Completed	2529	<div><div></div></div> 95.3%
2	Partially Done	0	
3	Not Done	126	<div><div></div></div> 4.7%
Sysmiss		99	

File : CSEC2C_1










Service_Response: Service Availability in LC1 Response Status

Warning: these figures indicate the number of cases found in the data file. They cannot be interpreted as summary statistics of the population of interest.

Reason_Service_Not_Done: Reason Service Availability was not done:

Information [Type= discrete] [Format=character] [Missing=*]

Statistics [NW/ W] [Valid=126 /-] [Invalid=0 /-]

Value	Label	Cases	Percentage
COMPLETED VISIT 1		45	 35.7%
Completed in visit 1		9	 7.1%
Done complete first visit		9	 7.1%
Done complete visit 1		9	 7.1%
completed in visit 1		9	 7.1%
completed during visit 1		9	 7.1%
completed visit 1		18	 14.3%
done visit 1		9	 7.1%
had already been done during first visit.		9	 7.1%

Warning: these figures indicate the number of cases found in the data file. They cannot be interpreted as summary statistics of the population of interest.

File : CSEC3

District_Name: District name

Information [Type= discrete] [Format=numeric] [Range= 101-426] [Missing=*]

Statistics [NW/ W] [Valid=290 /-] [Invalid=0 /-]

Value	Label	Cases	Percentage
102		25	8.6%
103		1	0.3%
104		4	1.4%
105		1	0.3%
106		3	1.0%
107		5	1.7%
108		3	1.0%
110		7	2.4%
111		3	1.0%
112		4	1.4%
113		12	4.1%
115		6	2.1%
116		1	0.3%
117		3	1.0%
118		1	0.3%
119		1	0.3%
120		1	0.3%
122		3	1.0%
123		1	0.3%
124		5	1.7%
201		3	1.0%
203		2	0.7%
204		6	2.1%
205		1	0.3%
207		1	0.3%
208		4	1.4%
209		1	0.3%
210		2	0.7%
211		3	1.0%
212		5	1.7%
214		7	2.4%
215		3	1.0%
216		2	0.7%
218		1	0.3%
219		3	1.0%
221		2	0.7%
222		1	0.3%
223		7	2.4%
224		1	0.3%
225		2	0.7%
226		4	1.4%

File : CSEC3

District_Name: District name

Value	Label	Cases	Percentage
228		1	<div></div> 0.3%
230		1	<div></div> 0.3%
232		2	<div></div> 0.7%
302		6	<div></div> 2.1%
303		9	<div></div> 3.1%
304		4	<div></div> 1.4%
305		1	<div></div> 0.3%
306		4	<div></div> 1.4%
307		3	<div></div> 1.0%
308		1	<div></div> 0.3%
309		3	<div></div> 1.0%
310		4	<div></div> 1.4%
311		3	<div></div> 1.0%
312		1	<div></div> 0.3%
313		2	<div></div> 0.7%
314		1	<div></div> 0.3%
317		3	<div></div> 1.0%
318		4	<div></div> 1.4%
319		3	<div></div> 1.0%
320		2	<div></div> 0.7%
321		4	<div></div> 1.4%
322		2	<div></div> 0.7%
323		4	<div></div> 1.4%
325		4	<div></div> 1.4%
327		1	<div></div> 0.3%
329		1	<div></div> 0.3%
330		2	<div></div> 0.7%
402		2	<div></div> 0.7%
403		4	<div></div> 1.4%
404		3	<div></div> 1.0%
405		5	<div></div> 1.7%
406		5	<div></div> 1.7%
407		3	<div></div> 1.0%
408		3	<div></div> 1.0%
409		3	<div></div> 1.0%
410		5	<div></div> 1.7%
411		6	<div></div> 2.1%
412		3	<div></div> 1.0%
414		1	<div></div> 0.3%
415		4	<div></div> 1.4%
417		6	<div></div> 2.1%
418		4	<div></div> 1.4%
419		1	<div></div> 0.3%

File : CSEC3

District_Name: District name

Value	Label	Cases	Percentage
420		2	0.7%
421		1	0.3%
422		1	0.3%
426		1	0.3%

Warning: these figures indicate the number of cases found in the data file. They cannot be interpreted as summary statistics of the population of interest.

SubCounty: Sub-county/division/town council

Information	[Type= discrete] [Format=numeric] [Range= 101204-426104] [Missing=*]
Statistics [NW/ W]	[Valid=290 /-] [Invalid=0 /-]

Value	Label	Cases	Percentage
102101		2	0.7%
102102		4	1.4%
102103		9	3.1%
102104		5	1.7%
102105		5	1.7%
103105		1	0.3%
104102		1	0.3%
104104		1	0.3%
104105		1	0.3%
104208		1	0.3%
105105		1	0.3%
106101		2	0.7%
106106		1	0.3%
107105		2	0.7%
107202		1	0.3%
107302		1	0.3%
107305		1	0.3%
108106		1	0.3%
108301		1	0.3%
108305		1	0.3%
110105		1	0.3%
110203		1	0.3%
110204		1	0.3%
110206		1	0.3%
110207		1	0.3%
110305		1	0.3%
110306		1	0.3%
111102		1	0.3%
111202		2	0.7%
112102		1	0.3%
112104		1	0.3%
112203		1	0.3%
112204		1	0.3%
113105		2	0.7%

File : CSEC3

SubCounty: Sub-county/division/town council

Value	Label	Cases	Percentage
113111		1	<div></div> 0.3%
113112		1	<div></div> 0.3%
113113		2	<div></div> 0.7%
113303		3	<div></div> 1.0%
113304		1	<div></div> 0.3%
113306		1	<div></div> 0.3%
113307		1	<div></div> 0.3%
115103		1	<div></div> 0.3%
115104		1	<div></div> 0.3%
115202		1	<div></div> 0.3%
115203		1	<div></div> 0.3%
115205		1	<div></div> 0.3%
115207		1	<div></div> 0.3%
116102		1	<div></div> 0.3%
117103		1	<div></div> 0.3%
117104		1	<div></div> 0.3%
117110		1	<div></div> 0.3%
118101		1	<div></div> 0.3%
119103		1	<div></div> 0.3%
120105		1	<div></div> 0.3%
122102		1	<div></div> 0.3%
122105		1	<div></div> 0.3%
122106		1	<div></div> 0.3%
123108		1	<div></div> 0.3%
124101		1	<div></div> 0.3%
124103		1	<div></div> 0.3%
124104		1	<div></div> 0.3%
124107		1	<div></div> 0.3%
124108		1	<div></div> 0.3%
201106		2	<div></div> 0.7%
201110		1	<div></div> 0.3%
203301		1	<div></div> 0.3%
203303		1	<div></div> 0.3%
204101		1	<div></div> 0.3%
204102		1	<div></div> 0.3%
204203		1	<div></div> 0.3%
204301		2	<div></div> 0.7%
204302		1	<div></div> 0.3%
205104		1	<div></div> 0.3%
207103		1	<div></div> 0.3%
208102		2	<div></div> 0.7%
208104		1	<div></div> 0.3%
208107		1	<div></div> 0.3%

File : CSEC3

SubCounty: Sub-county/division/town council

Value	Label	Cases	Percentage
209201		1	0.3%
210205		2	0.7%
211101		1	0.3%
211103		1	0.3%
211106		1	0.3%
212104		1	0.3%
212105		1	0.3%
212202		1	0.3%
212305		1	0.3%
212311		1	0.3%
214101		2	0.7%
214102		1	0.3%
214108		1	0.3%
214113		3	1.0%
215109		1	0.3%
215115		1	0.3%
215120		1	0.3%
216202		2	0.7%
218115		1	0.3%
219103		3	1.0%
221109		2	0.7%
222106		1	0.3%
223108		1	0.3%
223120		1	0.3%
223121		3	1.0%
223126		1	0.3%
223128		1	0.3%
224105		1	0.3%
225103		1	0.3%
225111		1	0.3%
226101		1	0.3%
226103		2	0.7%
226104		1	0.3%
228102		1	0.3%
230107		1	0.3%
232101		1	0.3%
232203		1	0.3%
302101		1	0.3%
302201		2	0.7%
302203		1	0.3%
302204		1	0.3%
302205		1	0.3%
303201		1	0.3%

File : CSEC3

SubCounty: Sub-county/division/town council

Value	Label	Cases	Percentage
303202		1	<div></div> 0.3%
303204		1	<div></div> 0.3%
303402		1	<div></div> 0.3%
303404		2	<div></div> 0.7%
303405		1	<div></div> 0.3%
303503		1	<div></div> 0.3%
303504		1	<div></div> 0.3%
304102		1	<div></div> 0.3%
304204		2	<div></div> 0.7%
304301		1	<div></div> 0.3%
305102		1	<div></div> 0.3%
306102		1	<div></div> 0.3%
306103		2	<div></div> 0.7%
306106		1	<div></div> 0.3%
307108		2	<div></div> 0.7%
307202		1	<div></div> 0.3%
308102		1	<div></div> 0.3%
309102		1	<div></div> 0.3%
309103		1	<div></div> 0.3%
309204		1	<div></div> 0.3%
310102		1	<div></div> 0.3%
310206		2	<div></div> 0.7%
310207		1	<div></div> 0.3%
311103		2	<div></div> 0.7%
311302		1	<div></div> 0.3%
312105		1	<div></div> 0.3%
313102		1	<div></div> 0.3%
313104		1	<div></div> 0.3%
314103		1	<div></div> 0.3%
317101		1	<div></div> 0.3%
317102		1	<div></div> 0.3%
317106		1	<div></div> 0.3%
318103		2	<div></div> 0.7%
318107		1	<div></div> 0.3%
318114		1	<div></div> 0.3%
319103		1	<div></div> 0.3%
319105		1	<div></div> 0.3%
319107		1	<div></div> 0.3%
320103		1	<div></div> 0.3%
320108		1	<div></div> 0.3%
321103		1	<div></div> 0.3%
321105		1	<div></div> 0.3%
321106		1	<div></div> 0.3%

File : CSEC3

SubCounty: Sub-county/division/town council

Value	Label	Cases	Percentage
321107		1	0.3%
322108		1	0.3%
322111		1	0.3%
323104		1	0.3%
323106		1	0.3%
323107		1	0.3%
323108		1	0.3%
325101		1	0.3%
325103		3	1.0%
327103		1	0.3%
329106		1	0.3%
330107		2	0.7%
402207		1	0.3%
402208		1	0.3%
403101		1	0.3%
403105		1	0.3%
403201		1	0.3%
403205		1	0.3%
404102		1	0.3%
404207		1	0.3%
404403		1	0.3%
405104		1	0.3%
405208		1	0.3%
405211		1	0.3%
405301		1	0.3%
405302		1	0.3%
406108		1	0.3%
406201		1	0.3%
406210		1	0.3%
406212		1	0.3%
406303		1	0.3%
407202		1	0.3%
407303		1	0.3%
407306		1	0.3%
408102		1	0.3%
408112		1	0.3%
408113		1	0.3%
409101		1	0.3%
409203		1	0.3%
409301		1	0.3%
410102		1	0.3%
410105		1	0.3%
410201		2	0.7%

File : CSEC3

SubCounty: Sub-county/division/town council

Value	Label	Cases	Percentage
410303		1	0.3%
411103		1	0.3%
411203		1	0.3%
411302		1	0.3%
411304		1	0.3%
411402		1	0.3%
411403		1	0.3%
412103		1	0.3%
412201		1	0.3%
412203		1	0.3%
414116		1	0.3%
415105		1	0.3%
415106		1	0.3%
415110		1	0.3%
415114		1	0.3%
417101		1	0.3%
417102		1	0.3%
417104		1	0.3%
417105		1	0.3%
417110		1	0.3%
417114		1	0.3%
418104		1	0.3%
418201		1	0.3%
418202		1	0.3%
418209		1	0.3%
419204		1	0.3%
420107		1	0.3%
420108		1	0.3%
421108		1	0.3%
422102		1	0.3%
426104		1	0.3%

Warning: these figures indicate the number of cases found in the data file. They cannot be interpreted as summary statistics of the population of interest.

Parish: Parish/ward

Information	[Type= discrete] [Format=numeric] [Range= 10120402-42610402] [Missing=*]		
Statistics [NW/ W]	[Valid=290 /-] [Invalid=0 /-]		
Value	Label	Cases	Percentage
10210104		1	0.3%
10210108		1	0.3%
10210202		1	0.3%
10210205		1	0.3%
10210206		1	0.3%
10210208		1	0.3%
10210301		1	0.3%

File : CSEC3

Parish: Parish/ward

Value	Label	Cases	Percentage
10210302		1	0.3%
10210305		2	0.7%
10210306		1	0.3%
10210308		1	0.3%
10210309		2	0.7%
10210312		1	0.3%
10210401		1	0.3%
10210410		1	0.3%
10210411		1	0.3%
10210417		1	0.3%
10210419		1	0.3%
10210501		1	0.3%
10210504		1	0.3%
10210513		1	0.3%
10210515		1	0.3%
10210518		1	0.3%
10310505		1	0.3%
10410204		1	0.3%
10410403		1	0.3%
10410504		1	0.3%
10420804		1	0.3%
10510502		1	0.3%
10610101		1	0.3%
10610109		1	0.3%
10610606		1	0.3%
10710503		1	0.3%
10710505		1	0.3%
10720206		1	0.3%
10730203		1	0.3%
10730507		1	0.3%
10810603		1	0.3%
10830105		1	0.3%
10830502		1	0.3%
11010501		1	0.3%
11020306		1	0.3%
11020401		1	0.3%
11020603		1	0.3%
11020704		1	0.3%
11030501		1	0.3%
11030601		1	0.3%
11110201		1	0.3%
11120204		1	0.3%
11120206		1	0.3%

File : CSEC3

Parish: Parish/ward

Value	Label	Cases	Percentage
11210203		1	0.3%
11210402		1	0.3%
11220301		1	0.3%
11220403		1	0.3%
11310504		1	0.3%
11310505		1	0.3%
11311102		1	0.3%
11311203		1	0.3%
11311302		1	0.3%
11311306		1	0.3%
11330301		2	0.7%
11330305		1	0.3%
11330403		1	0.3%
11330606		1	0.3%
11330701		1	0.3%
11510302		1	0.3%
11510403		1	0.3%
11520209		1	0.3%
11520307		1	0.3%
11520504		1	0.3%
11520703		1	0.3%
11610205		1	0.3%
11710308		1	0.3%
11710405		1	0.3%
11711003		1	0.3%
11810104		1	0.3%
11910303		1	0.3%
12010502		1	0.3%
12210206		1	0.3%
12210502		1	0.3%
12210602		1	0.3%
12310803		1	0.3%
12410106		1	0.3%
12410302		1	0.3%
12410401		1	0.3%
12410701		1	0.3%
12410802		1	0.3%
20110602		2	0.7%
20111009		1	0.3%
20330101		1	0.3%
20330304		1	0.3%
20410103		1	0.3%
20410204		1	0.3%

File : CSEC3

Parish: Parish/ward

Value	Label	Cases	Percentage
20420301		1	0.3%
20430101		1	0.3%
20430102		1	0.3%
20430205		1	0.3%
20510401		1	0.3%
20710301		1	0.3%
20810214		2	0.7%
20810404		1	0.3%
20810713		1	0.3%
20920101		1	0.3%
21020504		2	0.7%
21110105		1	0.3%
21110303		1	0.3%
21110603		1	0.3%
21210403		1	0.3%
21210504		1	0.3%
21220201		1	0.3%
21230502		1	0.3%
21231101		1	0.3%
21410104		1	0.3%
21410106		1	0.3%
21410202		1	0.3%
21410801		1	0.3%
21411301		1	0.3%
21411303		2	0.7%
21510902		1	0.3%
21511502		1	0.3%
21512002		1	0.3%
21620203		2	0.7%
21811504		1	0.3%
21910313		1	0.3%
21910317		2	0.7%
22110902		1	0.3%
22110905		1	0.3%
22210602		1	0.3%
22310805		1	0.3%
22312002		1	0.3%
22312101		2	0.7%
22312103		1	0.3%
22312601		1	0.3%
22312801		1	0.3%
22410505		1	0.3%
22510304		1	0.3%

File : CSEC3

Parish: Parish/ward

Value	Label	Cases	Percentage
22511103		1	0.3%
22610101		1	0.3%
22610302		1	0.3%
22610303		1	0.3%
22610405		1	0.3%
22810203		1	0.3%
23010709		1	0.3%
23210104		1	0.3%
23220304		1	0.3%
30210102		1	0.3%
30220105		1	0.3%
30220107		1	0.3%
30220302		1	0.3%
30220405		1	0.3%
30220505		1	0.3%
30320102		1	0.3%
30320207		1	0.3%
30320405		1	0.3%
30340204		1	0.3%
30340401		1	0.3%
30340403		1	0.3%
30340507		1	0.3%
30350304		1	0.3%
30350402		1	0.3%
30410201		1	0.3%
30420401		1	0.3%
30420402		1	0.3%
30430104		1	0.3%
30510208		1	0.3%
30610203		1	0.3%
30610301		2	0.7%
30610601		1	0.3%
30710802		1	0.3%
30710803		1	0.3%
30720203		1	0.3%
30810206		1	0.3%
30910205		1	0.3%
30910305		1	0.3%
30920406		1	0.3%
31010202		1	0.3%
31020603		1	0.3%
31020604		1	0.3%
31020706		1	0.3%

File : CSEC3

Parish: Parish/ward

Value	Label	Cases	Percentage
31110302		2	<div></div> 0.7%
31130201		1	<div></div> 0.3%
31210502		1	<div></div> 0.3%
31310205		1	<div></div> 0.3%
31310403		1	<div></div> 0.3%
31410304		1	<div></div> 0.3%
31710101		1	<div></div> 0.3%
31710202		1	<div></div> 0.3%
31710605		1	<div></div> 0.3%
31810302		2	<div></div> 0.7%
31810705		1	<div></div> 0.3%
31811402		1	<div></div> 0.3%
31910303		1	<div></div> 0.3%
31910508		1	<div></div> 0.3%
31910702		1	<div></div> 0.3%
32010303		1	<div></div> 0.3%
32010808		1	<div></div> 0.3%
32110304		1	<div></div> 0.3%
32110505		1	<div></div> 0.3%
32110601		1	<div></div> 0.3%
32110706		1	<div></div> 0.3%
32210802		1	<div></div> 0.3%
32211104		1	<div></div> 0.3%
32310403		1	<div></div> 0.3%
32310604		1	<div></div> 0.3%
32310701		1	<div></div> 0.3%
32310802		1	<div></div> 0.3%
32510102		1	<div></div> 0.3%
32510305		1	<div></div> 0.3%
32510306		2	<div></div> 0.7%
32710303		1	<div></div> 0.3%
32910602		1	<div></div> 0.3%
33010701		1	<div></div> 0.3%
33010703		1	<div></div> 0.3%
40220705		1	<div></div> 0.3%
40220805		1	<div></div> 0.3%
40310102		1	<div></div> 0.3%
40310505		1	<div></div> 0.3%
40320102		1	<div></div> 0.3%
40320504		1	<div></div> 0.3%
40410203		1	<div></div> 0.3%
40420704		1	<div></div> 0.3%
40440303		1	<div></div> 0.3%

File : CSEC3

Parish: Parish/ward

Value	Label	Cases	Percentage
40510402		1	0.3%
40520803		1	0.3%
40521103		1	0.3%
40530104		1	0.3%
40530203		1	0.3%
40610804		1	0.3%
40620102		1	0.3%
40621003		1	0.3%
40621201		1	0.3%
40630307		1	0.3%
40720204		1	0.3%
40730303		1	0.3%
40730604		1	0.3%
40810201		1	0.3%
40811202		1	0.3%
40811304		1	0.3%
40910104		1	0.3%
40920305		1	0.3%
40930103		1	0.3%
41010204		1	0.3%
41010502		1	0.3%
41020101		2	0.7%
41030306		1	0.3%
41110301		1	0.3%
41120302		1	0.3%
41130202		1	0.3%
41130402		1	0.3%
41140202		1	0.3%
41140303		1	0.3%
41210304		1	0.3%
41220107		1	0.3%
41220304		1	0.3%
41411601		1	0.3%
41510502		1	0.3%
41510608		1	0.3%
41511004		1	0.3%
41511407		1	0.3%
41710101		1	0.3%
41710201		1	0.3%
41710401		1	0.3%
41710501		1	0.3%
41711004		1	0.3%
41711404		1	0.3%

File : CSEC3

Parish: Parish/ward

Value	Label	Cases	Percentage
41810403		1	0.3%
41820102		1	0.3%
41820201		1	0.3%
41820907		1	0.3%
41920402		1	0.3%
42010704		1	0.3%
42010803		1	0.3%
42110801		1	0.3%
42210204		1	0.3%
42610402		1	0.3%

Warning: these figures indicate the number of cases found in the data file. They cannot be interpreted as summary statistics of the population of interest.

Villagecode: Village code

Information	[Type= discrete] [Format=numeric] [Range= 1012040204-4261040201] [Missing=*]
Statistics [NW/ W]	[Valid=290 /-] [Invalid=0 /-]

Value	Label	Cases	Percentage
1021010402		1	0.3%
1021010802		1	0.3%
1021020205		1	0.3%
1021020504		1	0.3%
1021020601		1	0.3%
1021020805		1	0.3%
1021030109		1	0.3%
1021030203		1	0.3%
1021030504		1	0.3%
1021030509		1	0.3%
1021030606		1	0.3%
1021030803		1	0.3%
1021030904		2	0.7%
1021031208		1	0.3%
1021040102		1	0.3%
1021041002		1	0.3%
1021041118		1	0.3%
1021041701		1	0.3%
1021041903		1	0.3%
1021050106		1	0.3%
1021050405		1	0.3%
1021051305		1	0.3%
1021051506		1	0.3%
1021051832		1	0.3%
1031050505		1	0.3%
1041020405		1	0.3%
1041040304		1	0.3%
1041050403		1	0.3%

File : CSEC3

Villagecode: Village code

Value	Label	Cases	Percentage
1042080404		1	0.3%
1051050201		1	0.3%
1061010108		1	0.3%
1061010902		1	0.3%
1061060602		1	0.3%
1071050302		1	0.3%
1071050503		1	0.3%
1072020601		1	0.3%
1073020305		1	0.3%
1073050702		1	0.3%
1081060309		1	0.3%
1083010505		1	0.3%
1083050204		1	0.3%
1101050107		1	0.3%
1102030601		1	0.3%
1102040107		1	0.3%
1102060309		1	0.3%
1102070403		1	0.3%
1103050102		1	0.3%
1103060102		1	0.3%
1111020105		1	0.3%
1112020403		1	0.3%
1112020618		1	0.3%
1121020302		1	0.3%
1121040209		1	0.3%
1122030104		1	0.3%
1122040303		1	0.3%
1131050402		1	0.3%
1131050505		1	0.3%
1131110205		1	0.3%
1131120307		1	0.3%
1131130204		1	0.3%
1131130602		1	0.3%
1133030101		1	0.3%
1133030109		1	0.3%
1133030504		1	0.3%
1133040308		1	0.3%
1133060601		1	0.3%
1133070102		1	0.3%
1151030204		1	0.3%
1151040307		1	0.3%
1152020907		1	0.3%
1152030702		1	0.3%

File : CSEC3

Villagecode: Village code

Value	Label	Cases	Percentage
1152050405		1	0.3%
1152070306		1	0.3%
1161020501		1	0.3%
1171030802		1	0.3%
1171040504		1	0.3%
1171100312		1	0.3%
1181010407		1	0.3%
1191030304		1	0.3%
1201050202		1	0.3%
1221020604		1	0.3%
1221050203		1	0.3%
1221060206		1	0.3%
1231080303		1	0.3%
1241010603		1	0.3%
1241030216		1	0.3%
1241040102		1	0.3%
1241070106		1	0.3%
1241080210		1	0.3%
2011060205		2	0.7%
2011100902		1	0.3%
2033010101		1	0.3%
2033030403		1	0.3%
2041010302		1	0.3%
2041020405		1	0.3%
2042030105		1	0.3%
2043010103		1	0.3%
2043010202		1	0.3%
2043020514		1	0.3%
2051040101		1	0.3%
2071030105		1	0.3%
2081021402		2	0.7%
2081040401		1	0.3%
2081071301		1	0.3%
2092010105		1	0.3%
2102050401		2	0.7%
2111010504		1	0.3%
2111030302		1	0.3%
2111060303		1	0.3%
2121040306		1	0.3%
2121050407		1	0.3%
2122020101		1	0.3%
2123050204		1	0.3%
2123110101		1	0.3%

File : CSEC3

Villagecode: Village code

Value	Label	Cases	Percentage
2141010403		1	0.3%
2141010604		1	0.3%
2141020206		1	0.3%
2141080105		1	0.3%
2141130103		1	0.3%
2141130307		2	0.7%
2151090208		1	0.3%
2151150202		1	0.3%
2151200204		1	0.3%
2162020306		2	0.7%
2181150401		1	0.3%
2191031301		1	0.3%
2191031702		2	0.7%
2211090203		1	0.3%
2211090505		1	0.3%
2221060201		1	0.3%
2231080506		1	0.3%
2231200204		1	0.3%
2231210104		1	0.3%
2231210105		1	0.3%
2231210302		1	0.3%
2231260115		1	0.3%
2231280102		1	0.3%
2241050511		1	0.3%
2251030415		1	0.3%
2251110322		1	0.3%
2261010102		1	0.3%
2261030205		1	0.3%
2261030301		1	0.3%
2261040510		1	0.3%
2281020304		1	0.3%
2301070905		1	0.3%
2321010406		1	0.3%
2322030405		1	0.3%
3021010215		1	0.3%
3022010508		1	0.3%
3022010708		1	0.3%
3022030205		1	0.3%
3022040505		1	0.3%
3022050502		1	0.3%
3032010205		1	0.3%
3032020706		1	0.3%
3032040506		1	0.3%

File : CSEC3

Villagecode: Village code

Value	Label	Cases	Percentage
3034020408		1	0.3%
3034040102		1	0.3%
3034040304		1	0.3%
3034050711		1	0.3%
3035030411		1	0.3%
3035040205		1	0.3%
3041020101		1	0.3%
3042040105		1	0.3%
3042040201		1	0.3%
3043010404		1	0.3%
3051020803		1	0.3%
3061020306		1	0.3%
3061030101		2	0.7%
3061060103		1	0.3%
3071080206		1	0.3%
3071080301		1	0.3%
3072020302		1	0.3%
3081020606		1	0.3%
3091020502		1	0.3%
3091030501		1	0.3%
3092040606		1	0.3%
3101020203		1	0.3%
3102060309		1	0.3%
3102060408		1	0.3%
3102070603		1	0.3%
3111030202		2	0.7%
3113020101		1	0.3%
3121050202		1	0.3%
3131020505		1	0.3%
3131040312		1	0.3%
3141030403		1	0.3%
3171010102		1	0.3%
3171020201		1	0.3%
3171060512		1	0.3%
3181030204		2	0.7%
3181070501		1	0.3%
3181140207		1	0.3%
3191030304		1	0.3%
3191050803		1	0.3%
3191070202		1	0.3%
3201030323		1	0.3%
3201080801		1	0.3%
3211030405		1	0.3%

File : CSEC3

Villagecode: Village code

Value	Label	Cases	Percentage
3211050502		1	0.3%
3211060105		1	0.3%
3211070617		1	0.3%
3221080206		1	0.3%
3221110412		1	0.3%
3231040301		1	0.3%
3231060409		1	0.3%
3231070104		1	0.3%
3231080204		1	0.3%
3251010205		1	0.3%
3251030508		1	0.3%
3251030601		1	0.3%
3251030602		1	0.3%
3271030305		1	0.3%
3291060206		1	0.3%
3301070101		1	0.3%
3301070303		1	0.3%
4022070507		1	0.3%
4022080505		1	0.3%
4031010202		1	0.3%
4031050502		1	0.3%
4032010205		1	0.3%
4032050403		1	0.3%
4041020302		1	0.3%
4042070409		1	0.3%
4044030303		1	0.3%
4051040205		1	0.3%
4052080304		1	0.3%
4052110310		1	0.3%
4053010409		1	0.3%
4053020304		1	0.3%
4061080401		1	0.3%
4062010203		1	0.3%
4062100306		1	0.3%
4062120102		1	0.3%
4063030706		1	0.3%
4072020402		1	0.3%
4073030305		1	0.3%
4073060419		1	0.3%
4081020104		1	0.3%
4081120206		1	0.3%
4081130406		1	0.3%
4091010401		1	0.3%

File : CSEC3

Villagecode: Village code

Value	Label	Cases	Percentage
4092030509		1	0.3%
4093010304		1	0.3%
4101020405		1	0.3%
4101050204		1	0.3%
4102010106		1	0.3%
4102010107		1	0.3%
4103030601		1	0.3%
4111030105		1	0.3%
4112030202		1	0.3%
4113020204		1	0.3%
4113040203		1	0.3%
4114020204		1	0.3%
4114030308		1	0.3%
4121030414		1	0.3%
4122010704		1	0.3%
4122030405		1	0.3%
4141160106		1	0.3%
4151050204		1	0.3%
4151060812		1	0.3%
4151100404		1	0.3%
4151140703		1	0.3%
4171010109		1	0.3%
4171020103		1	0.3%
4171040107		1	0.3%
4171050107		1	0.3%
4171100404		1	0.3%
4171140402		1	0.3%
4181040301		1	0.3%
4182010203		1	0.3%
4182020104		1	0.3%
4182090702		1	0.3%
4192040205		1	0.3%
4201070403		1	0.3%
4201080309		1	0.3%
4211080107		1	0.3%
4221020401		1	0.3%
4261040201		1	0.3%

Warning: these figures indicate the number of cases found in the data file. They cannot be interpreted as summary statistics of the population of interest.

C3AQ1: What is the name of this school?

Information	[Type= discrete] [Format=character] [Missing=*]
Statistics [NW/ W]	[Valid=290 /-] [Invalid=0 /-]

File : CSEC3

C3AQ1: What is the name of this school?

Value	Label	Cases	Percentage
ABC PRIMARY SCHOOL KITETIKA		1	<div></div> 0.3%
ABOLILIL PRIMARY SCHOOL		1	<div></div> 0.3%
ABONGODYAN PRIMARY SCHOOL		1	<div></div> 0.3%
ACOWA PRIMARY SCHOOL		2	<div></div> 0.7%
ADEKNINO PRIMARY SCHOOL		1	<div></div> 0.3%
ADWOKI P/S		1	<div></div> 0.3%
ADYANGLIM P/S		1	<div></div> 0.3%
AGWA PRIMARY SCHOOL		1	<div></div> 0.3%
AKURAO PRIMARY SCHOOL		1	<div></div> 0.3%
ALEBTONG PRIMARY SCHOOL		1	<div></div> 0.3%
ALEREK PRIMARY SCHOOL		1	<div></div> 0.3%
ALIBA PRIMARY SCHOOL		1	<div></div> 0.3%
ALITO LEPPER PRIMARY SCHOOL		1	<div></div> 0.3%
ALUTKOT P/S		1	<div></div> 0.3%
AMILOBO PRIMARY SCHOOL		1	<div></div> 0.3%
ANDRA AMRI PRIMARY SCHOOL		1	<div></div> 0.3%
ANGAZI PRIMARY SCHOOL		1	<div></div> 0.3%
ANWETA PRIMARY SCHOOL		1	<div></div> 0.3%
ANZUU PRIMARY SCHOOL		1	<div></div> 0.3%
APAC PRIMARY		1	<div></div> 0.3%

File : CSEC3

C3AQ1: What is the name of this school?

Value	Label	Cases	Percentage
APALA B PRIMARY SCHOOL		1	0.3%
APEDI PRIMARY SCHOOL		1	0.3%
ARAPAI PRIMARY SCHOOL		1	0.3%
ARIWA PRIMARY SCHOOL		1	0.3%
ARUA DEMONSTRATI PRIMARY SCHOOL		1	0.3%
ATUR P/S		1	0.3%
AWILA PRIMARY SCHOOL		1	0.3%
AWOBA PRIMARY SCHOOL		1	0.3%
AWOJA BRIGDE PRIMARY SCHOOL		1	0.3%
BAT VALLEY PRIMARY SCHOOL		1	0.3%
BIINA PRIMARY SCHOOL		1	0.3%
BINYINYI PRIMARY SCHOOL		1	0.3%
BRIGHT FUTURE PRIMARY SCHOOL		1	0.3%
BUBUYERA PRIARY SCHOOL		1	0.3%
BUGAMBE TEA P/S		1	0.3%
BUKASA PRIMARY SCHOOL		1	0.3%
BULEGA RPRIMARY SCHOOL		1	0.3%
BULIGHISA PRIMARY SCHOOL		1	0.3%

File : CSEC3

C3AQ1: What is the name of this school?

Value	Label	Cases	Percentage
BULUYA PARENTS		1	0.3%
BUNGATIRA PRIMARY SCHOOL		1	0.3%
BURA PRIMARY SCHOOL		1	0.3%
BUSIGE PRIMARY SCHOOL		1	0.3%
BUTUNDUZI MODEL P.S		1	0.3%
BUWAMBINGW PRIMARY SCHOOL		1	0.3%
BUYALA CATHOLIC PRIMARY SCHOOL		1	0.3%
BUYENDE PRIMARY SCHOOL		1	0.3%
BUYIISA PRIMARY SCHOOL		1	0.3%
BWAHURRO P.S		1	0.3%
BWEYOGERERI CHURCH OF UGANDA PRIMARY SCHOOL		1	0.3%
Bamusuuta Primary School		1	0.3%
Bbira Primary School		1	0.3%
Bishop Demo Primary School		1	0.3%
Buloba C U Primary School		1	0.3%
Bumulisha primary school		1	0.3%
Bunabude primary school		1	0.3%
Busoona Primary School		1	0.3%
Buwere Primary School		1	0.3%
CHAKAI PRIMARY SCHOOL		1	0.3%

File : CSEC3

C3AQ1: What is the name of this school?

Value	Label	Cases	Percentage
CHEGERE PRIMARY SCHOOL		1	0.3%
COMMBONI PARENTS P.S		1	0.3%
CUBU ACOYO PRIMARY SCHOOL		1	0.3%
DOGAPIO P/S		1	0.3%
EGAMARA PRIMARY SCHOOL		1	0.3%
GAYAZA PRIMARY SCHOOL		1	0.3%
GISOZI SDA PRIMARY SCHOOL		1	0.3%
Ggingo Primary School		1	0.3%
HAVE MERCY COMMUNITY P/S		1	0.3%
HOSANNA PRIMARY SCHOOL		1	0.3%
IBANDA KIBUBURA INTERGRATED PRIMARY SCHOOL		1	0.3%
IBANDA PRIMARY SCHOOL		1	0.3%
IBUJE P/S		1	0.3%
IHIMBO PRI		1	0.3%
IREDA PRIMARY SCHOOL		1	0.3%
ISANGA PRIMARY SCHOOL		1	0.3%
IWAL P/S		1	0.3%
JIYANJA PRIMARY SCHOOL		1	0.3%
KABALEGA C.O.U PRIMARY SCHOOL		1	0.3%
KABAYENGA SDA PRIMARY SCHOOL		1	0.3%

File : CSEC3

C3AQ1: What is the name of this school?

Value	Label	Cases	Percentage
KABOYI PRIMARY SCHOOL		1	0.3%
KABULASAZI PRIMARY SCHOOL		1	0.3%
KABURAMURR P.S		1	0.3%
KAFUNJO PRIMARY SCHOOL		1	0.3%
KAGULU PRIMARY SCHOOL		1	0.3%
KAIGO PRIMARY SCHOOL		1	0.3%
KAKUBA PRIMARY SCHOOL		1	0.3%
KAKUNYU MODERN PRIMARY SCHOOL		1	0.3%
KALERE PRIMARY SCHOOL		1	0.3%
KALINAABIRI PRIMARY SCHOOL		1	0.3%
KAMACHARIKO PRIMARY SCHOOL		1	0.3%
KAMATURU PRIMARY SCHOOL		1	0.3%
KAMIGAMBA PRIMARY SCHOOL		1	0.3%
KAMUKOLE PRIMARY SCHOOL		1	0.3%
KAMWOKYA PRIMARY SCHOOL		1	0.3%
KANYANYA PRIMARY SCHOOL		1	0.3%
KATARAKA PRIMARY SCHOOL		1	0.3%
KCC BUSEGA COMMUNITY PRIMARY SCHOOL		1	0.3%

File : CSEC3

C3AQ1: What is the name of this school?

Value	Label	Cases	Percentage
KIBALE PRIMARY SCHOOL		1	<div></div> 0.3%
KIBATSI PRIMARY SCHOOL		1	<div></div> 0.3%
KIBEDI PRIMARY SCHOOL		1	<div></div> 0.3%
KIBONA GIRLS GIRLS		1	<div></div> 0.3%
KIDERA PRIMARY SCHOOL		1	<div></div> 0.3%
KIHUNGYE PRIMARY SCHOOL		1	<div></div> 0.3%
KIKWAYA PRIMARY SCHOOL		1	<div></div> 0.3%
KINYAMASIKA PRIMARY SCHOOL		1	<div></div> 0.3%
KINYARA S W P/S		1	<div></div> 0.3%
KIRYOKYA CHURCH OF UGANDA PRIMARY SCHOOL		1	<div></div> 0.3%
KISOJO CHURCH OF UGANDA PRIMARY SCHOOL		1	<div></div> 0.3%
KISWARRA PRIMARY SCHOOL		1	<div></div> 0.3%
KITGUM BOYS PRIMARY SCHOOL		1	<div></div> 0.3%
KITONZI PRIMARY SCHOOL		1	<div></div> 0.3%
KIYOMBERO MOSLEM PRIMARY SCHOOL		1	<div></div> 0.3%
KIZIBA C/ U PRIMARY SCHOOL		1	<div></div> 0.3%
KOCH PRIMARY SCHOOL		1	<div></div> 0.3%

File : CSEC3

C3AQ1: What is the name of this school?

Value	Label	Cases	Percentage
KOMELEKES PRIMARY SCHOOL		1	0.3%
KOTIDO ARMY PRIMARY SCHOOL		2	0.7%
KWEYO PRIMARY SCHOOL		1	0.3%
KWIBALE ANNEX		1	0.3%
KYAJUNGU PRIMARY SCHOOL		1	0.3%
KYAMATE INTERGRATED MODEL PRIMARY SCHOOL		1	0.3%
KYANAMIRA PRIMARY SCHOOL		1	0.3%
KYAPA PRIMARY SCHOOL		1	0.3%
KYEYAGALILE UMEA PRIMARY SCHOOL		1	0.3%
Kaboyo C/U Primary School		1	0.3%
Kabukongote Primary School		1	0.3%
Kalaata Primary School		1	0.3%
Kalwana C.U Primary School		1	0.3%
Kasawo Public Primary School		1	0.3%
Kasenya Primary School		2	0.7%
Katwe Martyrs Primary School		1	0.3%
Kazo Mixed Primary School		1	0.3%
Kijumagwa primary school		1	0.3%
Kirewe Christian Nursery and Primary School		1	0.3%
Kirinya C U primary school		1	0.3%

File : CSEC3

C3AQ1: What is the name of this school?

Value	Label	Cases	Percentage
Kisasi Primary School		1	0.3%
Kitende C/U Primary school		1	0.3%
Kitimba Primary School		1	0.3%
Kiwenda Church Of Uganda Primary School		1	0.3%
Kiwumulo Primary School		1	0.3%
Kizira Primary School		1	0.3%
Kotido girls primary school		1	0.3%
Kyabirwa Primary School		1	0.3%
Kyagambiddwa Muslim Primary School		1	0.3%
Kyekumbya DAS Primary School		1	0.3%
Kyotera Kasambya Primary School		1	0.3%
LABOURLINE PRIMARY SCHOOL		1	0.3%
LOCHOM PRIMARY SCHOOL		1	0.3%
LOMUNO PRIMARY SCHOOL		1	0.3%
LOMUSIAN PRIMARY SCHOOL		2	0.7%
LWAKHAKHA PRIMARY SCHOOL		1	0.3%
LYANGOMA PRIMARY SCHOOL		1	0.3%
Lake site Primary School		1	0.3%
Lord Cares Primary School		1	0.3%
Lugazi West Primary School		1	0.3%
Lwamatengo Primary School		1	0.3%
Lyakisana Primary School		1	0.3%

File : CSEC3

C3AQ1: What is the name of this school?

Value	Label	Cases	Percentage
MABONWA CATHOLIC PRIMARY SCHOOL		1	0.3%
MACKAY P/S		1	0.3%
MAEFEE PRIMARY SCHOOL		1	0.3%
MAGUNGA P.S		1	0.3%
MAKOMA GLOBAL VISION NURSERY AND PRIMARY SCHOOL		1	0.3%
MALIRI PRIMARY SCHOOL		1	0.3%
MARESI PRIMry school		1	0.3%
MBARARA MUNICIPALITY SCHOOL		1	0.3%
MBUYA CHURCH OF UGANDA PRIMARY SCHOOL		1	0.3%
MIDIA PRIMARY SCHOOL		1	0.3%
MINAKULU ST THOMAS PRIMARY SCHOOL		1	0.3%
MIRONGO PRIMARY SCHOOL		1	0.3%
MPINGA P.S		1	0.3%
MUGARUTSYA PRIMARY SCHOOL		1	0.3%
MUGEMA PRIMARY SCHOOL		1	0.3%
MULANDA PRIMARY SCHOOL		1	0.3%
MUNYONYO PRIMARY SCHOOL		1	0.3%
MURAMBO PRIMARY SCHOOL		1	0.3%

File : CSEC3

C3AQ1: What is the name of this school?

Value	Label	Cases	Percentage
MUREMBO PRIMARY SCHOOL		1	0.3%
MVUNGU UPPER PRIMARY SCHOOL		1	0.3%
Mannyogaseka Primary School		1	0.3%
Mary Mother of God primary school		1	0.3%
Mubende Tiger Primary School		1	0.3%
Mugongo Primary School		1	0.3%
Musunga Primary School		1	0.3%
NABIGANDA PRIMARY SCHOOL		1	0.3%
NABITSIKHI PRIMARY SCHOOL		1	0.3%
NABIWUTULU PRIMARY SCHOOL		1	0.3%
NAITAKWAE PRIMARY SCHOOL		1	0.3%
NAKANYONYI PRIMARY SCH		1	0.3%
NALOOSE PRIMARY SCHOOL		1	0.3%
NALUGAI PRIMARY SCHOOL		2	0.7%
NAMASUBA UMEA PRIMARY SCHOOL		1	0.3%
NAMOROTOT PRIMARY SCHOOL		2	0.7%
NAMPOLOGOM PRIMARY SCHOOL		1	0.3%
NAMUGONGO PRIMARY SCHOOL		1	0.3%
NAWANSAGWA PRIMARY SCHOOL		1	0.3%

File : CSEC3

C3AQ1: What is the name of this school?

Value	Label	Cases	Percentage
NTARAGA RIMARY SCHOOL		1	0.3%
NYAKAGONGO PRIMARY SCHOOL		1	0.3%
NYAKYANIKA PRIMARY SCHOOL		1	0.3%
NYARILO PRIMARY SCHOOL		1	0.3%
Nakatete Primary School		1	0.3%
Namagabi UMEA Primary School		1	0.3%
Nampongera Primary School		1	0.3%
Nansana COU primary School		1	0.3%
Nkumba Day and Boarding Primary School		1	0.3%
OBOLOKOME PRIMARY SCHOOL		1	0.3%
OBONGI TOWN PRIMARY SCHOOL		1	0.3%
OGUTI PRIMARY SCHOOL		1	0.3%
OJAMA PRIMARY SCHOOL		1	0.3%
OLAKA PRIMARY SCHOOL		1	0.3%
OLOBAI KASILO PRIMARY SCHOOL		1	0.3%
OLUPE P/S		1	0.3%
OMUGO PRIMARY SCHOOL		1	0.3%
OMURANG PRIMARY SCHOOL		2	0.7%
OMUROKA PRIMARY SCHOOL		2	0.7%

File : CSEC3

C3AQ1: What is the name of this school?

Value	Label	Cases	Percentage
OMYER PRIMARY SCHOOL		1	<div></div> 0.3%
ONYUT P/S		1	<div></div> 0.3%
ONYUT P/S		1	<div></div> 0.3%
OPUYO PRIMARY SCHOOL		1	<div></div> 0.3%
ORAGO PRIMARY SCHOOL		1	<div></div> 0.3%
OTURGANG BOYS PRIMARY SCHOOL		1	<div></div> 0.3%
OZU PRIMARY SCHOOL		1	<div></div> 0.3%
PANYIGORO PRIMARY SCHOOL		1	<div></div> 0.3%
PARAJWOK PRIMARY SCHOOL		1	<div></div> 0.3%
PUBIDHI PRIMARY SCHOOL		1	<div></div> 0.3%
QUEEN OF PEACE PRIMARY SCH		1	<div></div> 0.3%
RUGYEYO PRIMARY SCHOOL		1	<div></div> 0.3%
RUHIRA PRIMARY SCHOOL		1	<div></div> 0.3%
RWANGU PRIMARY SCHOOL		1	<div></div> 0.3%
RWEBISHURI PRIMARY SCHOOL		1	<div></div> 0.3%
RWEGANDO PRIMARY SCHOOL		1	<div></div> 0.3%
RWEMBOGO PRIMARY SCHOOL		1	<div></div> 0.3%
RWENTUHA PRIMARY SCHOOL		1	<div></div> 0.3%
RWOMUSHOJW PRIMARY SCHOOL		1	<div></div> 0.3%

File : CSEC3

C3AQ1: What is the name of this school?

Value	Label	Cases	Percentage
RYAMUJUNI PRIMARY SCHOOL		1	0.3%
SEBWE IRRIGATION P.S		1	0.3%
SIRONKO TOWNSHIP PRIMARY SCHOOL		1	0.3%
SISUNI PRIMARY SCHOOL		1	0.3%
ST JOSEPH,S MAPERA PRIMARY SCHOOL		1	0.3%
ST PAUL P/S NGETA		1	0.3%
ST ALEX PRIMARY SCHOOL		2	0.7%
ST JUDE KABALE PRIMARY SCHOOL		1	0.3%
ST PAUL PRIMARY SCHOOL- BANDA		1	0.3%
ST. CHRISTINE NURSERY & PRIMARY SCHOOL		1	0.3%
ST. DENNIS JUNIOR SCHOOL		1	0.3%
ST. JOHN'S NONGO PRIMARY SCHOOL		1	0.3%
ST. JUDE LUKAYA PRIMARY SCHOOL		1	0.3%
ST. KIZITO NAMABUGA R/C PRIMARY SCHOOL		1	0.3%
ST. PETERS PRIMARY SCHOOL NSAMBYA		1	0.3%
Ssagazi C.U Primary School		1	0.3%

File : CSEC3

C3AQ1: What is the name of this school?

Value	Label	Cases	Percentage
Ssese Bugolo Othodox Primary School		1	0.3%
St Charles Kitanda Primary School		1	0.3%
St Kizito Kito Primary School		1	0.3%
St Lucia Primary School		1	0.3%
St Lukka Banabakintu Primary School		1	0.3%
St. Aloysius Misozi Primary School		1	0.3%
St. Michael Catholic primary school		1	0.3%
St. Ponsiano Ngondwe Katoogo		1	0.3%
St. Theresa Primary School		1	0.3%
St. Timothy Nursery and Primary School		1	0.3%
St.Joseph's Primary School Busunju		1	0.3%
TEGWENG P/S		1	0.3%
TOTOLIM PRIMARY SCHOOL		1	0.3%
TUKALIRI PRIMARY SCHOOL		1	0.3%
WABULUNGU PRIMARY SCHOOL		2	0.7%
WALUGOMA PRIMARY SCHOOL		2	0.7%
WAMBWA PRIMARY SCHOOL		1	0.3%
WIGGINS PRIMARY SCHOOL		1	0.3%
WINSTON STANDARD PRIMARY SCHOOL		1	0.3%

File : CSEC3

C3AQ1: What is the name of this school?

Value	Label	Cases	Percentage
WOBULENZI PUBLIC SCHOOL		1	0.3%
Wangobo Primary School		1	0.3%
budhwege primary sch		1	0.3%
bukyaye p/s		1	0.3%
buluba pri sch		1	0.3%
buyemba p/s		1	0.3%
kahandero primary school		1	0.3%
katonte methodist primary school		1	0.3%
kisugu C.O.U primary school		1	0.3%
naguru katale primary school		1	0.3%
namungoona orthodox primary school		1	0.3%
ndolwa p/s		1	0.3%
st tereza lubaga girls pr. sch		1	0.3%
walukuba primary school		1	0.3%

Warning: these figures indicate the number of cases found in the data file. They cannot be interpreted as summary statistics of the population of interest.

C3AQ2: What is the school's EMIS number?

Information	[Type= continuous] [Format=numeric] [Range= 0-55600020] [Missing=*]
Statistics [NW/ W]	[Valid=287 /-] [Invalid=3 /-]

C3AQ3: What is the name of the respondent?

Information	[Type= discrete] [Format=character] [Missing=*]
Statistics [NW/ W]	[Valid=290 /-] [Invalid=0 /-]

Value	Label	Cases	Percentage
2058		1	0.3%
ABDU NASSER		1	0.3%
ABURA JIMMY NELSON		1	0.3%
ADEANGU PAUL		1	0.3%
ADONG BETTY		1	0.3%
AGONDUA LAWRANCE ZAKARI		1	0.3%

File : CSEC3

C3AQ3: What is the name of the respondent?

Value	Label	Cases	Percentage
AGUNGI ERINASITO		1	0.3%
AGUTOKO JOVAN		1	0.3%
AJOK SANTOLINE OBWOT		1	0.3%
AKATWIJUKA JUSTUS		1	0.3%
AKELLO CONCY		1	0.3%
AKELLO JEAN ORYONO		2	0.7%
AKODO GODFREY		1	0.3%
AKUA JAMES		1	0.3%
AKWANGO WILLIAM		1	0.3%
ALEDO ROSE		1	0.3%
ALELE JOEL		1	0.3%
ALIMA KALIA ENIOS		1	0.3%
ALORO JONATHAN NYAGA		1	0.3%
ALUNGAT HELLEN CATHERINE		2	0.7%
AMALE BEN MUA		1	0.3%
AMANYIRE JOSEPH		1	0.3%
ANDUKU MUNDUGA KASSIM		1	0.3%
ARIKO ODONGO JOHN		1	0.3%
ARINAITWE JOHN		1	0.3%
ARUKO ANNA GRACE		1	0.3%
ARWATUHA ERIC		1	0.3%
ASIIMWE GODFREY		1	0.3%
ASIIMWE ROSEMARY		1	0.3%
ATAI LOYCE		1	0.3%
ATINO ANNE RUTH		2	0.7%

File : CSEC3

C3AQ3: What is the name of the respondent?

Value	Label	Cases	Percentage
AUCHO WINNY ROSE		1	0.3%
AUMA JANET		1	0.3%
AWIO FRANCO		1	0.3%
AYO DOUGLAS		1	0.3%
AYOO MIRRIAM LOY		1	0.3%
AYUME LONGA MOSES		1	0.3%
Abenakyo Esther		1	0.3%
Adiia Isaac Babua		1	0.3%
Aigi Deborah		1	0.3%
Akol Victoria		1	0.3%
Alaka Esther Olwoch		1	0.3%
Asiku Ben		1	0.3%
BAATRE SAM		1	0.3%
BABIRYE MADDY		1	0.3%
BADA BOSCO		1	0.3%
BAGUMA GEOFREY		1	0.3%
BAKIHAWENKI ANDREW		1	0.3%
BALIGUSA MUZAMIRU		1	0.3%
BALIMUGULIR JANE		1	0.3%
BALYEBUGA APOLLO		1	0.3%
BAMWANJIRAK CHRISTOPHER		1	0.3%
BARIGYE ENOCK		1	0.3%
BASHUSHANA WILSON		1	0.3%
BESIGYE ASHER		1	0.3%
BIRINGO CHARLES		1	0.3%
BIRUNGI JENNIFER		1	0.3%
BUA PATRIC		1	0.3%
BURIA JOSEPH DRANDUA		1	0.3%

File : CSEC3

C3AQ3: What is the name of the respondent?

Value	Label	Cases	Percentage
BWONI BONAVETURE		1	0.3%
BYAMUKAMA SOPHAN		1	0.3%
BYAMUKAMA STEVEN		1	0.3%
BYARUHANGA ALEX		1	0.3%
Byabagambi Bernerd		1	0.3%
CANDIA JIMMY		1	0.3%
CHANGA KOLO ISMAIL		1	0.3%
CHESANG JOHN		1	0.3%
Chalangat Irene		1	0.3%
DRAPARI DON		1	0.3%
Dayiro Teddy Genevive		1	0.3%
EBIACU FRANCIS		1	0.3%
EKISA DIPHASI BLASIYO		1	0.3%
ELIMAT SAMSON		2	0.7%
ELWA EDWARD		1	0.3%
EMONG JOLLY JACKSON		1	0.3%
EPEET MICHEAL		1	0.3%
EYEP REMMY		1	0.3%
EZAMA DOMNIC		1	0.3%
Emma Mulumba		1	0.3%
GAHIGANA THARCISE		1	0.3%
HWANA SIBI		1	0.3%
Hiire Godfrey		1	0.3%
IKUYA DIFASI		1	0.3%
JALIA NAKAYIZA		1	0.3%
JALOBO CHRIS		1	0.3%
KABAYAGA RITA MARY		1	0.3%
KABAYO ELDERD		1	0.3%

File : CSEC3

C3AQ3: What is the name of the respondent?

Value	Label	Cases	Percentage
KAGANZI NATHAN		1	0.3%
KAJWIGA HUSSEIN		1	0.3%
KAKUNGU STEPHAN		1	0.3%
KALYEBI JONNES		1	0.3%
KAMBERE MICHAEL		1	0.3%
KAMUGISHA JEROME		1	0.3%
KAMUSIIME YOKOYARD		1	0.3%
KARUBANGA SALVATORY		1	0.3%
KARUNGA PELLUCE		1	0.3%
KASHAIJA EMMANUEL		1	0.3%
KASUMBA ELIAS		1	0.3%
KATUSIIME RACHAEL		1	0.3%
KAVUNANE ANNE PERPETUA		2	0.7%
KAZOORA JAMES		1	0.3%
KHAUKHA SHADRACK		1	0.3%
KIIZA YASIN		1	0.3%
KIZZA RESTY		1	0.3%
KUSEMERERWA SELGIO		1	0.3%
KWIKIRIZA SAMUEL		1	0.3%
KYAKUHAIRE ROSSETTE		1	0.3%
KYOHAIWE EDITH		1	0.3%
Kagoya Hajarrah		1	0.3%
Kamugu Litta Wnifred		1	0.3%
Kasande Emilly		1	0.3%
Kasibante Godfrey		1	0.3%
Kibuse Emmanuel		1	0.3%
Kishero Alfred		1	0.3%
Kissa Betty		1	0.3%

File : CSEC3

C3AQ3: What is the name of the respondent?

Value	Label	Cases	Percentage
Kitata Francis		1	0.3%
LADA JAMES EDULE		1	0.3%
LIRA JIMMY		1	0.3%
LIRA THOMAS		1	0.3%
LOIKI JOHN BOSCO IKOLI		1	0.3%
LOKIRU HELLEN IYERU		1	0.3%
LUBALE PAUL2		1	0.3%
LUGASIRA AMOS		1	0.3%
LUYINDA FRED		2	0.7%
Lubandi Herman		1	0.3%
Lubega Drake		1	0.3%
Luwaga Eriazab		1	0.3%
MADEMAGA LEO COLLINS		1	0.3%
MAGEZI AMON		1	0.3%
MBABAZI CHARLES KASHAKULE		1	0.3%
MBABAZI JOSEPHINE		1	0.3%
MUGE ROSE		1	0.3%
MUGISHA T FRED		1	0.3%
MUGIZI JOHN		1	0.3%
MUHAIRWE ISAAC DAVID		1	0.3%
MUHAIRWE MILTON TWAZA		1	0.3%
MUHINDO GIDEON		1	0.3%
MUHINDO TOM KILOLO		1	0.3%
MUHWEZI BOAZ		1	0.3%
MUHWEZI HANNING		1	0.3%
MUKHOLI PATRICK		1	0.3%
MUKISA DEXIOUS CHARLSE		1	0.3%

File : CSEC3

C3AQ3: What is the name of the respondent?

Value	Label	Cases	Percentage
MUKOKOMA EDSON		1	0.3%
MUKONYEZI DARLINGTON		1	0.3%
MUKWASIBWE STEPHEN		1	0.3%
MULAWA SIMON		1	0.3%
MUTEGEKI ROBERT		1	0.3%
MUTONYI AISA		1	0.3%
MWENYANGO GRACE		1	0.3%
MWONDHA PEREZ		1	0.3%
Masete Jackson		1	0.3%
Mazina Bonie		1	0.3%
Miir0 Musoke William		1	0.3%
Muaganga Stallone		1	0.3%
Mugisha Agnes		1	0.3%
Muhammad N Ssemambo		1	0.3%
Mukembo Goerge		1	0.3%
Munyaziza Benon		1	0.3%
Mwesigye Steven		1	0.3%
NABAKOOZA RUTH		1	0.3%
NAHIDOLWA FLORENCE		2	0.7%
NAMANYA RICHARD		1	0.3%
NAMBOZO MAGRET		1	0.3%
NAMBULI ROGERS		1	0.3%
NAMUSALE CHARLES PETER		1	0.3%
NANGOBI EDITH		1	0.3%
NANKUMBA EVELYN		1	0.3%
NANYONJO MARY		1	0.3%

File : CSEC3

C3AQ3: What is the name of the respondent?

Value	Label	Cases	Percentage
NANZALA MARGARET		1	0.3%
NASSLI TEDDY		1	0.3%
NATANGA PAUL		1	0.3%
NDYANABO HAMFREY		1	0.3%
NEGULU MILLIE EVA		1	0.3%
NSUBUGA ANNE		1	0.3%
NSUBUGA SAM		1	0.3%
NYAKOOJO BONIFACE		1	0.3%
NZABAKURIKI CHARLES		1	0.3%
Nabende Miriam		1	0.3%
Nabukenya Halima		1	0.3%
Nabukonde Topista		1	0.3%
Nakalema Sarah		1	0.3%
Nakazibwe Rose Senkusu		1	0.3%
Nakyaze Margaret		1	0.3%
Nalutaaya Damalie		1	0.3%
Namirembe Rebecca		1	0.3%
Namubiru Sylvia		1	0.3%
Namuddu Reste		1	0.3%
Namugamba Eve		1	0.3%
Nandawula Jane		1	0.3%
Nayiga Proscovia		1	0.3%
OBONYO CLEMENT OMARA		1	0.3%
OBOT DENNIS		2	0.7%
OCHEN CHARLES		1	0.3%
OCHEN RICHARD MAX		1	0.3%
OCHIENG PATRICK		1	0.3%

File : CSEC3

C3AQ3: What is the name of the respondent?

Value	Label	Cases	Percentage
OCHWO VINCENT		1	0.3%
OCUKU STEPHEVEN		2	0.7%
ODOKI SILVESTO		1	0.3%
ODOMEL COSMAS		1	0.3%
ODONGO VINCENT		1	0.3%
OGWAL JHON		1	0.3%
OGWANG DAVID		1	0.3%
OKECH GEORGE MAU		1	0.3%
OKELLO GEOFFREY		1	0.3%
OKELLO GEOFFREY OKORI		1	0.3%
OKIDI BENARD		1	0.3%
OKODE MARTIN		1	0.3%
OKUMU RICHARD		1	0.3%
OKWALE DISON		1	0.3%
OKWII MICHEAL		2	0.7%
OKWIS SANTOS		1	0.3%
OLEER PIUS		1	0.3%
OLUK SANTO ANGULU		1	0.3%
OMIERGIU GEOFFREY		1	0.3%
OMONDY FRANCO		1	0.3%
ONGORA GEORGE OTIM		1	0.3%
ONIKARI EMMANUEL		1	0.3%
ONYONG CHRISTOPHER		1	0.3%
ONYUTHA ROSEMARY		1	0.3%
OSAALE JIMMY		1	0.3%
OSAKU ALBERT COOK		2	0.7%

File : CSEC3

C3AQ3: What is the name of the respondent?

Value	Label	Cases	Percentage
OTIM JIMMY MOSES		1	0.3%
Othieno Benard		1	0.3%
POLBER AMOR STEPHEN		1	0.3%
PUKWOW NESTER		1	0.3%
PULE NELSON		1	0.3%
Pitya Moses and Bayiga Siida		1	0.3%
REV. MULYANTI BESWERI		1	0.3%
Rose Mugisha Naluyima		1	0.3%
SAMUEL SAMANYA		1	0.3%
SATURDAY FRANCIS		1	0.3%
SEMUTIMA JOSEPH		1	0.3%
SERUGENDO MICHEAL		1	0.3%
SITUMA ROBERT		1	0.3%
SOPHIE KULOBA		1	0.3%
SSEJEMBA FRANCIS XAVIER		1	0.3%
Sinyo Ephraim Ntambire		1	0.3%
Sr. Mary Caroline Naluwembe		1	0.3%
Sr. Nakibuuka M. Serina		1	0.3%
Ssebugwawo S John Baptist		1	0.3%
Ssempiira John Bosco		1	0.3%
Ssewalu Moses		1	0.3%
TAACA FLORENCE		1	0.3%
TABAN ARNOLD		1	0.3%
TUGUME DICKSON		1	0.3%
TUMWEBAZE DEUS		1	0.3%

File : CSEC3

C3AQ3: What is the name of the respondent?

Value	Label	Cases	Percentage
TURINOMUJUN VICENT		1	0.3%
TWEKAMBE STUART		1	0.3%
TWESIGYE JOHN BAPTIST		1	0.3%
Tamale Richard		1	0.3%
Tigawalana Moses		1	0.3%
Tuhamize Edward		1	0.3%
Twesigye B. Ariyo		1	0.3%
WADRIGA R SAINT		1	0.3%
WAISWA ESAU		1	0.3%
WALUSIMBI ANNET		1	0.3%
WALYAULA DAVIS		1	0.3%
WALYOMU ABUBAKARI ZOWADI		1	0.3%
WANDERA PETER		1	0.3%
WASSWA GODFREY KIJJAMBU		1	0.3%
WASWA RAMATHAN		1	0.3%
WATEMA TOM		1	0.3%
WEKOMBA RICHARD		1	0.3%
WOMUGISHA LAWRENCE		1	0.3%
Wafula Robert		1	0.3%
YOKOMOI NELSON		1	0.3%
Yiga		1	0.3%
bagenyi peterson		1	0.3%
basalirwa mores		1	0.3%
buyemba primary sc		1	0.3%
isabirye resty		1	0.3%
kansadha asuman		1	0.3%
lugonela simon		1	0.3%
mafabi banuri		1	0.3%

File : CSEC3

C3AQ3: What is the name of the respondent?

Value	Label	Cases	Percentage
mukwana andrew		1	0.3%
nabirye monica		1	0.3%
nassazi florence		1	0.3%
tigatoola samuel		1	0.3%
waigulo paul		1	0.3%

Warning: these figures indicate the number of cases found in the data file. They cannot be interpreted as summary statistics of the population of interest.

C3AQ4: What is the function of the respondent?

Information	[Type= discrete] [Format=numeric] [Range= 1-8] [Missing=*]
Statistics [NW/ W]	[Valid=290 /-] [Invalid=0 /-]

Value	Label	Cases	Percentage
1	Headmaster	117	40.3%
2	Deputy Headmaster	122	42.1%
3	Teacher	39	13.4%
4	Teacher Assistant	0	
8	Other (Specify)	12	4.1%

Warning: these figures indicate the number of cases found in the data file. They cannot be interpreted as summary statistics of the population of interest.

C3AQ5: How long has the respondent been at the school?

Information	[Type= continuous] [Format=numeric] [Range= 0-23] [Missing=*]
Statistics [NW/ W]	[Valid=290 /-] [Invalid=0 /-]

C3AQ6: Who manages the school?

Information	[Type= discrete] [Format=numeric] [Range= 1-8] [Missing=*]
Statistics [NW/ W]	[Valid=290 /-] [Invalid=0 /-]

Value	Label	Cases	Percentage
1	Government	275	94.8%
2	Private	10	3.4%
3	NGO/Religious Association	4	1.4%
8	Other (Specify)	1	0.3%

Warning: these figures indicate the number of cases found in the data file. They cannot be interpreted as summary statistics of the population of interest.

C3AQ7: INTERVIEWER: IS IT A SCHOOL DAY OR WEEKEND/HOLIDAY?

Information	[Type= discrete] [Format=numeric] [Range= 1-2] [Missing=*]
Statistics [NW/ W]	[Valid=290 /-] [Invalid=0 /-]

Value	Label	Cases	Percentage
1	School Day	235	81.0%
2	Weekend/Holiday	55	19.0%

Warning: these figures indicate the number of cases found in the data file. They cannot be interpreted as summary statistics of the population of interest.

File : CSEC3A

District_Name: District name

Information [Type= discrete] [Format=numeric] [Range= 101-426] [Missing=*]

Statistics [NW/ W] [Valid=1535 /-] [Invalid=0 /-]

Value	Label	Cases	Percentage
101		5	0.3%
102		145	9.4%
103		5	0.3%
104		20	1.3%
105		5	0.3%
106		15	1.0%
107		25	1.6%
108		20	1.3%
110		35	2.3%
111		15	1.0%
112		20	1.3%
113		60	3.9%
115		30	2.0%
116		5	0.3%
117		20	1.3%
118		5	0.3%
119		5	0.3%
120		5	0.3%
122		15	1.0%
123		5	0.3%
124		25	1.6%
201		15	1.0%
203		15	1.0%
204		30	2.0%
205		5	0.3%
207		5	0.3%
208		20	1.3%
209		10	0.7%
210		10	0.7%
211		15	1.0%
212		25	1.6%
214		45	2.9%
215		15	1.0%
216		10	0.7%
218		10	0.7%
219		15	1.0%
221		10	0.7%
222		5	0.3%
223		35	2.3%
224		5	0.3%
225		10	0.7%

File : CSEC3A

District_Name: District name

Value	Label	Cases	Percentage
226		20	<div></div> 1.3%
228		5	<div></div> 0.3%
230		5	<div></div> 0.3%
232		10	<div></div> 0.7%
302		30	<div></div> 2.0%
303		45	<div></div> 2.9%
304		20	<div></div> 1.3%
305		5	<div></div> 0.3%
306		20	<div></div> 1.3%
307		15	<div></div> 1.0%
308		5	<div></div> 0.3%
309		15	<div></div> 1.0%
310		20	<div></div> 1.3%
311		15	<div></div> 1.0%
312		5	<div></div> 0.3%
313		10	<div></div> 0.7%
314		5	<div></div> 0.3%
317		15	<div></div> 1.0%
318		20	<div></div> 1.3%
319		15	<div></div> 1.0%
320		10	<div></div> 0.7%
321		20	<div></div> 1.3%
322		10	<div></div> 0.7%
323		20	<div></div> 1.3%
325		20	<div></div> 1.3%
327		5	<div></div> 0.3%
329		5	<div></div> 0.3%
330		15	<div></div> 1.0%
402		10	<div></div> 0.7%
403		25	<div></div> 1.6%
404		15	<div></div> 1.0%
405		25	<div></div> 1.6%
406		25	<div></div> 1.6%
407		20	<div></div> 1.3%
408		15	<div></div> 1.0%
409		15	<div></div> 1.0%
410		30	<div></div> 2.0%
411		30	<div></div> 2.0%
412		15	<div></div> 1.0%
414		5	<div></div> 0.3%
415		20	<div></div> 1.3%
417		30	<div></div> 2.0%
418		20	<div></div> 1.3%

File : CSEC3A

District_Name: District name

Value	Label	Cases	Percentage
419		5	0.3%
420		10	0.7%
421		5	0.3%
422		5	0.3%
423		5	0.3%
426		5	0.3%

Warning: these figures indicate the number of cases found in the data file. They cannot be interpreted as summary statistics of the population of interest.

SubCounty: Sub-county/division/town council

Information	[Type= discrete] [Format=numeric] [Range= 101204-426104] [Missing=*]
Statistics [NW/ W]	[Valid=1535 /-] [Invalid=0 /-]

Value	Label	Cases	Percentage
101204		5	0.3%
102101		10	0.7%
102102		20	1.3%
102103		50	3.3%
102104		30	2.0%
102105		35	2.3%
103105		5	0.3%
104102		5	0.3%
104104		5	0.3%
104105		5	0.3%
104208		5	0.3%
105105		5	0.3%
106101		10	0.7%
106106		5	0.3%
107105		10	0.7%
107202		5	0.3%
107302		5	0.3%
107305		5	0.3%
108106		5	0.3%
108301		10	0.7%
108305		5	0.3%
110105		5	0.3%
110203		5	0.3%
110204		5	0.3%
110206		5	0.3%
110207		5	0.3%
110305		5	0.3%
110306		5	0.3%
111102		5	0.3%
111202		10	0.7%
112102		5	0.3%
112104		5	0.3%

File : CSEC3A

SubCounty: Sub-county/division/town council

Value	Label	Cases	Percentage
112203		5	<div></div> 0.3%
112204		5	<div></div> 0.3%
113105		10	<div></div> 0.7%
113111		5	<div></div> 0.3%
113112		5	<div></div> 0.3%
113113		10	<div></div> 0.7%
113303		15	<div></div> 1.0%
113304		5	<div></div> 0.3%
113306		5	<div></div> 0.3%
113307		5	<div></div> 0.3%
115103		5	<div></div> 0.3%
115104		5	<div></div> 0.3%
115202		5	<div></div> 0.3%
115203		5	<div></div> 0.3%
115205		5	<div></div> 0.3%
115207		5	<div></div> 0.3%
116102		5	<div></div> 0.3%
117103		5	<div></div> 0.3%
117104		5	<div></div> 0.3%
117110		10	<div></div> 0.7%
118101		5	<div></div> 0.3%
119103		5	<div></div> 0.3%
120105		5	<div></div> 0.3%
122102		5	<div></div> 0.3%
122105		5	<div></div> 0.3%
122106		5	<div></div> 0.3%
123108		5	<div></div> 0.3%
124101		5	<div></div> 0.3%
124103		5	<div></div> 0.3%
124104		5	<div></div> 0.3%
124107		5	<div></div> 0.3%
124108		5	<div></div> 0.3%
201106		10	<div></div> 0.7%
201110		5	<div></div> 0.3%
203202		5	<div></div> 0.3%
203301		5	<div></div> 0.3%
203303		5	<div></div> 0.3%
204101		5	<div></div> 0.3%
204102		5	<div></div> 0.3%
204203		5	<div></div> 0.3%
204301		10	<div></div> 0.7%
204302		5	<div></div> 0.3%
205104		5	<div></div> 0.3%

File : CSEC3A

SubCounty: Sub-county/division/town council

Value	Label	Cases	Percentage
207103		5	0.3%
208102		10	0.7%
208104		5	0.3%
208107		5	0.3%
209201		10	0.7%
210205		10	0.7%
211101		5	0.3%
211103		5	0.3%
211106		5	0.3%
212104		5	0.3%
212105		5	0.3%
212202		5	0.3%
212305		5	0.3%
212311		5	0.3%
214101		10	0.7%
214102		5	0.3%
214108		5	0.3%
214113		25	1.6%
215109		5	0.3%
215115		5	0.3%
215120		5	0.3%
216202		10	0.7%
218103		5	0.3%
218115		5	0.3%
219103		15	1.0%
221109		10	0.7%
222106		5	0.3%
223108		5	0.3%
223120		5	0.3%
223121		15	1.0%
223126		5	0.3%
223128		5	0.3%
224105		5	0.3%
225103		5	0.3%
225111		5	0.3%
226101		5	0.3%
226103		10	0.7%
226104		5	0.3%
228102		5	0.3%
230107		5	0.3%
232101		5	0.3%
232203		5	0.3%
302101		5	0.3%












































File : CSEC3A

SubCounty: Sub-county/division/town council

Value	Label	Cases	Percentage
302201		10	0.7%
302203		5	0.3%
302204		5	0.3%
302205		5	0.3%
303201		5	0.3%
303202		5	0.3%
303204		5	0.3%
303402		5	0.3%
303404		10	0.7%
303405		5	0.3%
303503		5	0.3%
303504		5	0.3%
304102		5	0.3%
304204		10	0.7%
304301		5	0.3%
305102		5	0.3%
306102		5	0.3%
306103		10	0.7%
306106		5	0.3%
307108		10	0.7%
307202		5	0.3%
308102		5	0.3%
309102		5	0.3%
309103		5	0.3%
309204		5	0.3%
310102		5	0.3%
310206		10	0.7%
310207		5	0.3%
311103		10	0.7%
311302		5	0.3%
312105		5	0.3%
313102		5	0.3%
313104		5	0.3%
314103		5	0.3%
317101		5	0.3%
317102		5	0.3%
317106		5	0.3%
318103		10	0.7%
318107		5	0.3%
318114		5	0.3%
319103		5	0.3%
319105		5	0.3%
319107		5	0.3%

File : CSEC3A

SubCounty: Sub-county/division/town council

Value	Label	Cases	Percentage
320103		5	 0.3%
320108		5	 0.3%
321103		5	 0.3%
321105		5	 0.3%
321106		5	 0.3%
321107		5	 0.3%
322108		5	 0.3%
322111		5	 0.3%
323104		5	 0.3%
323106		5	 0.3%
323107		5	 0.3%
323108		5	 0.3%
325101		5	 0.3%
325103		15	 1.0%
327103		5	 0.3%
329106		5	 0.3%
330107		10	 0.7%
330110		5	 0.3%
402207		5	 0.3%
402208		5	 0.3%
403101		5	 0.3%
403105		5	 0.3%
403201		5	 0.3%
403205		5	 0.3%
403301		5	 0.3%
404102		5	 0.3%
404207		5	 0.3%
404403		5	 0.3%
405104		5	 0.3%
405208		5	 0.3%
405211		5	 0.3%
405301		5	 0.3%
405302		5	 0.3%
406108		5	 0.3%
406201		5	 0.3%
406210		5	 0.3%
406212		5	 0.3%
406303		5	 0.3%
407202		5	 0.3%
407205		5	 0.3%
407303		5	 0.3%
407306		5	 0.3%
408102		5	 0.3%

File : CSEC3A

SubCounty: Sub-county/division/town council

Value	Label	Cases	Percentage
408112		5	<div></div> 0.3%
408113		5	<div></div> 0.3%
409101		5	<div></div> 0.3%
409203		5	<div></div> 0.3%
409301		5	<div></div> 0.3%
410102		5	<div></div> 0.3%
410105		5	<div></div> 0.3%
410201		15	<div></div> 1.0%
410303		5	<div></div> 0.3%
411103		5	<div></div> 0.3%
411203		5	<div></div> 0.3%
411302		5	<div></div> 0.3%
411304		5	<div></div> 0.3%
411402		5	<div></div> 0.3%
411403		5	<div></div> 0.3%
412103		5	<div></div> 0.3%
412201		5	<div></div> 0.3%
412203		5	<div></div> 0.3%
414116		5	<div></div> 0.3%
415105		5	<div></div> 0.3%
415106		5	<div></div> 0.3%
415110		5	<div></div> 0.3%
415114		5	<div></div> 0.3%
417101		5	<div></div> 0.3%
417102		5	<div></div> 0.3%
417104		5	<div></div> 0.3%
417105		5	<div></div> 0.3%
417110		5	<div></div> 0.3%
417114		5	<div></div> 0.3%
418104		5	<div></div> 0.3%
418201		5	<div></div> 0.3%
418202		5	<div></div> 0.3%
418209		5	<div></div> 0.3%
419204		5	<div></div> 0.3%
420107		5	<div></div> 0.3%
420108		5	<div></div> 0.3%
421108		5	<div></div> 0.3%
422102		5	<div></div> 0.3%
423109		5	<div></div> 0.3%
426104		5	<div></div> 0.3%

Warning: these figures indicate the number of cases found in the data file. They cannot be interpreted as summary statistics of the population of interest.

Parish: Parish/ward

Information [Type= discrete] [Format=numeric] [Range= 10120402-42610402] [Missing=*]

File : CSEC3A

Parish: Parish/ward

Statistics [NW/ W] [Valid=1535 /-] [Invalid=0 /-]

Value	Label	Cases	Percentage
10120402		5	0.3%
10210104		5	0.3%
10210108		5	0.3%
10210202		5	0.3%
10210205		5	0.3%
10210206		5	0.3%
10210208		5	0.3%
10210301		5	0.3%
10210302		5	0.3%
10210304		5	0.3%
10210305		10	0.7%
10210306		5	0.3%
10210308		5	0.3%
10210309		10	0.7%
10210312		5	0.3%
10210401		5	0.3%
10210402		5	0.3%
10210410		5	0.3%
10210411		5	0.3%
10210417		5	0.3%
10210419		5	0.3%
10210501		5	0.3%
10210503		5	0.3%
10210504		5	0.3%
10210510		5	0.3%
10210513		5	0.3%
10210515		5	0.3%
10210518		5	0.3%
10310505		5	0.3%
10410204		5	0.3%
10410403		5	0.3%
10410504		5	0.3%
10420804		5	0.3%
10510502		5	0.3%
10610101		5	0.3%
10610109		5	0.3%
10610606		5	0.3%
10710503		5	0.3%
10710505		5	0.3%
10720206		5	0.3%
10730203		5	0.3%
10730507		5	0.3%

File : CSEC3A

Parish: Parish/ward

Value	Label	Cases	Percentage
10810603		5	0.3%
10830101		5	0.3%
10830105		5	0.3%
10830502		5	0.3%
11010501		5	0.3%
11020306		5	0.3%
11020401		5	0.3%
11020603		5	0.3%
11020704		5	0.3%
11030501		5	0.3%
11030601		5	0.3%
11110201		5	0.3%
11120204		5	0.3%
11120206		5	0.3%
11210203		5	0.3%
11210402		5	0.3%
11220301		5	0.3%
11220403		5	0.3%
11310504		5	0.3%
11310505		5	0.3%
11311102		5	0.3%
11311203		5	0.3%
11311302		5	0.3%
11311306		5	0.3%
11330301		10	0.7%
11330305		5	0.3%
11330403		5	0.3%
11330606		5	0.3%
11330701		5	0.3%
11510302		5	0.3%
11510403		5	0.3%
11520209		5	0.3%
11520307		5	0.3%
11520504		5	0.3%
11520703		5	0.3%
11610205		5	0.3%
11710308		5	0.3%
11710405		5	0.3%
11711003		10	0.7%
11810104		5	0.3%
11910303		5	0.3%
12010502		5	0.3%
12210206		5	0.3%

File : CSEC3A

Parish: Parish/ward

Value	Label	Cases	Percentage
12210502		5	0.3%
12210602		5	0.3%
12310803		5	0.3%
12410106		5	0.3%
12410302		5	0.3%
12410401		5	0.3%
12410701		5	0.3%
12410802		5	0.3%
20110602		10	0.7%
20111009		5	0.3%
20320203		5	0.3%
20330101		5	0.3%
20330304		5	0.3%
20410103		5	0.3%
20410204		5	0.3%
20420301		5	0.3%
20430101		5	0.3%
20430102		5	0.3%
20430205		5	0.3%
20510401		5	0.3%
20710301		5	0.3%
20810214		10	0.7%
20810404		5	0.3%
20810713		5	0.3%
20920101		5	0.3%
20920104		5	0.3%
21020504		10	0.7%
21110105		5	0.3%
21110303		5	0.3%
21110603		5	0.3%
21210403		5	0.3%
21210504		5	0.3%
21220201		5	0.3%
21230502		5	0.3%
21231101		5	0.3%
21410104		5	0.3%
21410106		5	0.3%
21410202		5	0.3%
21410801		5	0.3%
21411301		5	0.3%
21411303		20	1.3%
21510902		5	0.3%
21511502		5	0.3%

File : CSEC3A

Parish: Parish/ward

Value	Label	Cases	Percentage
21512002		5	<div></div> 0.3%
21620203		10	<div></div> 0.7%
21810302		5	<div></div> 0.3%
21811504		5	<div></div> 0.3%
21910313		5	<div></div> 0.3%
21910317		10	<div></div> 0.7%
22110902		5	<div></div> 0.3%
22110905		5	<div></div> 0.3%
22210602		5	<div></div> 0.3%
22310805		5	<div></div> 0.3%
22312002		5	<div></div> 0.3%
22312101		10	<div></div> 0.7%
22312103		5	<div></div> 0.3%
22312601		5	<div></div> 0.3%
22312801		5	<div></div> 0.3%
22410505		5	<div></div> 0.3%
22510304		5	<div></div> 0.3%
22511103		5	<div></div> 0.3%
22610101		5	<div></div> 0.3%
22610302		5	<div></div> 0.3%
22610303		5	<div></div> 0.3%
22610405		5	<div></div> 0.3%
22810203		5	<div></div> 0.3%
23010709		5	<div></div> 0.3%
23210104		5	<div></div> 0.3%
23220304		5	<div></div> 0.3%
30210102		5	<div></div> 0.3%
30220105		5	<div></div> 0.3%
30220107		5	<div></div> 0.3%
30220302		5	<div></div> 0.3%
30220405		5	<div></div> 0.3%
30220505		5	<div></div> 0.3%
30320102		5	<div></div> 0.3%
30320207		5	<div></div> 0.3%
30320405		5	<div></div> 0.3%
30340204		5	<div></div> 0.3%
30340401		5	<div></div> 0.3%
30340403		5	<div></div> 0.3%
30340507		5	<div></div> 0.3%
30350304		5	<div></div> 0.3%
30350402		5	<div></div> 0.3%
30410201		5	<div></div> 0.3%
30420401		5	<div></div> 0.3%

File : CSEC3A

Parish: Parish/ward

Value	Label	Cases	Percentage
30420402		5	0.3%
30430104		5	0.3%
30510208		5	0.3%
30610203		5	0.3%
30610301		10	0.7%
30610601		5	0.3%
30710802		5	0.3%
30710803		5	0.3%
30720203		5	0.3%
30810206		5	0.3%
30910205		5	0.3%
30910305		5	0.3%
30920406		5	0.3%
31010202		5	0.3%
31020603		5	0.3%
31020604		5	0.3%
31020706		5	0.3%
31110302		10	0.7%
31130201		5	0.3%
31210502		5	0.3%
31310205		5	0.3%
31310403		5	0.3%
31410304		5	0.3%
31710101		5	0.3%
31710202		5	0.3%
31710605		5	0.3%
31810302		10	0.7%
31810705		5	0.3%
31811402		5	0.3%
31910303		5	0.3%
31910508		5	0.3%
31910702		5	0.3%
32010303		5	0.3%
32010808		5	0.3%
32110304		5	0.3%
32110505		5	0.3%
32110601		5	0.3%
32110706		5	0.3%
32210802		5	0.3%
32211104		5	0.3%
32310403		5	0.3%
32310604		5	0.3%
32310701		5	0.3%

File : CSEC3A

Parish: Parish/ward

Value	Label	Cases	Percentage
32310802		5	0.3%
32510102		5	0.3%
32510305		5	0.3%
32510306		10	0.7%
32710303		5	0.3%
32910602		5	0.3%
33010701		5	0.3%
33010703		5	0.3%
33011001		5	0.3%
40220705		5	0.3%
40220805		5	0.3%
40310102		5	0.3%
40310505		5	0.3%
40320102		5	0.3%
40320504		5	0.3%
40330104		5	0.3%
40410203		5	0.3%
40420704		5	0.3%
40440303		5	0.3%
40510402		5	0.3%
40520803		5	0.3%
40521103		5	0.3%
40530104		5	0.3%
40530203		5	0.3%
40610804		5	0.3%
40620102		5	0.3%
40621003		5	0.3%
40621201		5	0.3%
40630307		5	0.3%
40720204		5	0.3%
40720501		5	0.3%
40730303		5	0.3%
40730604		5	0.3%
40810201		5	0.3%
40811202		5	0.3%
40811304		5	0.3%
40910104		5	0.3%
40920305		5	0.3%
40930103		5	0.3%
41010204		5	0.3%
41010502		5	0.3%
41020101		15	1.0%
41030306		5	0.3%

File : CSEC3A

Parish: Parish/ward

Value	Label	Cases	Percentage	
41110301		5	<div></div>	0.3%
41120302		5	<div></div>	0.3%
41130202		5	<div></div>	0.3%
41130402		5	<div></div>	0.3%
41140202		5	<div></div>	0.3%
41140303		5	<div></div>	0.3%
41210304		5	<div></div>	0.3%
41220107		5	<div></div>	0.3%
41220304		5	<div></div>	0.3%
41411601		5	<div></div>	0.3%
41510502		5	<div></div>	0.3%
41510608		5	<div></div>	0.3%
41511004		5	<div></div>	0.3%
41511407		5	<div></div>	0.3%
41710101		5	<div></div>	0.3%
41710201		5	<div></div>	0.3%
41710401		5	<div></div>	0.3%
41710501		5	<div></div>	0.3%
41711004		5	<div></div>	0.3%
41711404		5	<div></div>	0.3%
41810403		5	<div></div>	0.3%
41820102		5	<div></div>	0.3%
41820201		5	<div></div>	0.3%
41820907		5	<div></div>	0.3%
41920402		5	<div></div>	0.3%
42010704		5	<div></div>	0.3%
42010803		5	<div></div>	0.3%
42110801		5	<div></div>	0.3%
42210204		5	<div></div>	0.3%
42310905		5	<div></div>	0.3%
42610402		5	<div></div>	0.3%

Warning: these figures indicate the number of cases found in the data file. They cannot be interpreted as summary statistics of the population of interest.

Villagecode: Village code

Information	[Type= discrete] [Format=numeric] [Range= 1012040204-4261040201] [Missing=*]			
Statistics [NW/ W]	[Valid=1535 /-] [Invalid=0 /-]			
Value	Label	Cases	Percentage	
1012040204		5	<div></div>	0.3%
1021010402		5	<div></div>	0.3%
1021010802		5	<div></div>	0.3%
1021020205		5	<div></div>	0.3%
1021020504		5	<div></div>	0.3%
1021020601		5	<div></div>	0.3%
1021020805		5	<div></div>	0.3%

File : CSEC3A

Villagecode: Village code

Value	Label	Cases	Percentage
1021030109		5	0.3%
1021030203		5	0.3%
1021030412		5	0.3%
1021030504		5	0.3%
1021030509		5	0.3%
1021030606		5	0.3%
1021030803		5	0.3%
1021030904		10	0.7%
1021031208		5	0.3%
1021040102		5	0.3%
1021040203		5	0.3%
1021041002		5	0.3%
1021041118		5	0.3%
1021041701		5	0.3%
1021041903		5	0.3%
1021050106		5	0.3%
1021050307		5	0.3%
1021050405		5	0.3%
1021051004		5	0.3%
1021051305		5	0.3%
1021051506		5	0.3%
1021051832		5	0.3%
1031050505		5	0.3%
1041020405		5	0.3%
1041040304		5	0.3%
1041050403		5	0.3%
1042080404		5	0.3%
1051050201		5	0.3%
1061010108		5	0.3%
1061010902		5	0.3%
1061060602		5	0.3%
1071050302		5	0.3%
1071050503		5	0.3%
1072020601		5	0.3%
1073020305		5	0.3%
1073050702		5	0.3%
1081060309		5	0.3%
1083010101		5	0.3%
1083010505		5	0.3%
1083050204		5	0.3%
1101050107		5	0.3%
1102030601		5	0.3%
1102040107		5	0.3%

File : CSEC3A

Villagecode: Village code

Value	Label	Cases	Percentage	
1102060309		5	<div></div>	0.3%
1102070403		5	<div></div>	0.3%
1103050102		5	<div></div>	0.3%
1103060102		5	<div></div>	0.3%
1111020105		5	<div></div>	0.3%
1112020403		5	<div></div>	0.3%
1112020618		5	<div></div>	0.3%
1121020302		5	<div></div>	0.3%
1121040209		5	<div></div>	0.3%
1122030104		5	<div></div>	0.3%
1122040303		5	<div></div>	0.3%
1131050402		5	<div></div>	0.3%
1131050505		5	<div></div>	0.3%
1131110205		5	<div></div>	0.3%
1131120307		5	<div></div>	0.3%
1131130204		5	<div></div>	0.3%
1131130602		5	<div></div>	0.3%
1133030101		5	<div></div>	0.3%
1133030109		5	<div></div>	0.3%
1133030504		5	<div></div>	0.3%
1133040308		5	<div></div>	0.3%
1133060601		5	<div></div>	0.3%
1133070102		5	<div></div>	0.3%
1151030204		5	<div></div>	0.3%
1151040307		5	<div></div>	0.3%
1152020907		5	<div></div>	0.3%
1152030702		5	<div></div>	0.3%
1152050405		5	<div></div>	0.3%
1152070306		5	<div></div>	0.3%
1161020501		5	<div></div>	0.3%
1171030802		5	<div></div>	0.3%
1171040504		5	<div></div>	0.3%
1171100309		5	<div></div>	0.3%
1171100312		5	<div></div>	0.3%
1181010407		5	<div></div>	0.3%
1191030304		5	<div></div>	0.3%
1201050202		5	<div></div>	0.3%
1221020604		5	<div></div>	0.3%
1221050203		5	<div></div>	0.3%
1221060206		5	<div></div>	0.3%
1231080303		5	<div></div>	0.3%
1241010603		5	<div></div>	0.3%
1241030216		5	<div></div>	0.3%

File : CSEC3A

Villagecode: Village code

Value	Label	Cases	Percentage
1241040102		5	0.3%
1241070106		5	0.3%
1241080210		5	0.3%
2011060205		10	0.7%
2011100902		5	0.3%
2032020304		5	0.3%
2033010101		5	0.3%
2033030403		5	0.3%
2041010302		5	0.3%
2041020405		5	0.3%
2042030105		5	0.3%
2043010103		5	0.3%
2043010202		5	0.3%
2043020514		5	0.3%
2051040101		5	0.3%
2071030105		5	0.3%
2081021402		10	0.7%
2081040401		5	0.3%
2081071301		5	0.3%
2092010105		5	0.3%
2092010401		5	0.3%
2102050401		10	0.7%
2111010504		5	0.3%
2111030302		5	0.3%
2111060303		5	0.3%
2121040306		5	0.3%
2121050407		5	0.3%
2122020101		5	0.3%
2123050204		5	0.3%
2123110101		5	0.3%
2141010403		5	0.3%
2141010604		5	0.3%
2141020206		5	0.3%
2141080105		5	0.3%
2141130103		5	0.3%
2141130307		20	1.3%
2151090208		5	0.3%
2151150202		5	0.3%
2151200204		5	0.3%
2162020306		10	0.7%
2181030213		5	0.3%
2181150401		5	0.3%
2191031301		5	0.3%

File : CSEC3A

Villagecode: Village code

Value	Label	Cases	Percentage
2191031702		10	<div></div> 0.7%
2211090203		5	<div></div> 0.3%
2211090505		5	<div></div> 0.3%
2221060201		5	<div></div> 0.3%
2231080506		5	<div></div> 0.3%
2231200204		5	<div></div> 0.3%
2231210104		5	<div></div> 0.3%
2231210105		5	<div></div> 0.3%
2231210302		5	<div></div> 0.3%
2231260115		5	<div></div> 0.3%
2231280102		5	<div></div> 0.3%
2241050511		5	<div></div> 0.3%
2251030415		5	<div></div> 0.3%
2251110322		5	<div></div> 0.3%
2261010102		5	<div></div> 0.3%
2261030205		5	<div></div> 0.3%
2261030301		5	<div></div> 0.3%
2261040510		5	<div></div> 0.3%
2281020304		5	<div></div> 0.3%
2301070905		5	<div></div> 0.3%
2321010406		5	<div></div> 0.3%
2322030405		5	<div></div> 0.3%
3021010215		5	<div></div> 0.3%
3022010508		5	<div></div> 0.3%
3022010708		5	<div></div> 0.3%
3022030205		5	<div></div> 0.3%
3022040505		5	<div></div> 0.3%
3022050502		5	<div></div> 0.3%
3032010205		5	<div></div> 0.3%
3032020706		5	<div></div> 0.3%
3032040506		5	<div></div> 0.3%
3034020408		5	<div></div> 0.3%
3034040102		5	<div></div> 0.3%
3034040304		5	<div></div> 0.3%
3034050711		5	<div></div> 0.3%
3035030411		5	<div></div> 0.3%
3035040205		5	<div></div> 0.3%
3041020101		5	<div></div> 0.3%
3042040105		5	<div></div> 0.3%
3042040201		5	<div></div> 0.3%
3043010404		5	<div></div> 0.3%
3051020803		5	<div></div> 0.3%
3061020306		5	<div></div> 0.3%

File : CSEC3A

Villagecode: Village code

Value	Label	Cases	Percentage
3061030101		10	<div></div> 0.7%
3061060103		5	<div></div> 0.3%
3071080206		5	<div></div> 0.3%
3071080301		5	<div></div> 0.3%
3072020302		5	<div></div> 0.3%
3081020606		5	<div></div> 0.3%
3091020502		5	<div></div> 0.3%
3091030501		5	<div></div> 0.3%
3092040606		5	<div></div> 0.3%
3101020203		5	<div></div> 0.3%
3102060309		5	<div></div> 0.3%
3102060408		5	<div></div> 0.3%
3102070603		5	<div></div> 0.3%
3111030202		10	<div></div> 0.7%
3113020101		5	<div></div> 0.3%
3121050202		5	<div></div> 0.3%
3131020505		5	<div></div> 0.3%
3131040312		5	<div></div> 0.3%
3141030403		5	<div></div> 0.3%
3171010102		5	<div></div> 0.3%
3171020201		5	<div></div> 0.3%
3171060512		5	<div></div> 0.3%
3181030204		10	<div></div> 0.7%
3181070501		5	<div></div> 0.3%
3181140207		5	<div></div> 0.3%
3191030304		5	<div></div> 0.3%
3191050803		5	<div></div> 0.3%
3191070202		5	<div></div> 0.3%
3201030323		5	<div></div> 0.3%
3201080801		5	<div></div> 0.3%
3211030405		5	<div></div> 0.3%
3211050502		5	<div></div> 0.3%
3211060105		5	<div></div> 0.3%
3211070617		5	<div></div> 0.3%
3221080206		5	<div></div> 0.3%
3221110412		5	<div></div> 0.3%
3231040301		5	<div></div> 0.3%
3231060409		5	<div></div> 0.3%
3231070104		5	<div></div> 0.3%
3231080204		5	<div></div> 0.3%
3251010205		5	<div></div> 0.3%
3251030508		5	<div></div> 0.3%
3251030601		5	<div></div> 0.3%

File : CSEC3A

Villagecode: Village code

Value	Label	Cases	Percentage
3251030602		5	0.3%
3271030305		5	0.3%
3291060206		5	0.3%
3301070101		5	0.3%
3301070303		5	0.3%
3301100102		5	0.3%
4022070507		5	0.3%
4022080505		5	0.3%
4031010202		5	0.3%
4031050502		5	0.3%
4032010205		5	0.3%
4032050403		5	0.3%
4033010412		5	0.3%
4041020302		5	0.3%
4042070409		5	0.3%
4044030303		5	0.3%
4051040205		5	0.3%
4052080304		5	0.3%
4052110310		5	0.3%
4053010409		5	0.3%
4053020304		5	0.3%
4061080401		5	0.3%
4062010203		5	0.3%
4062100306		5	0.3%
4062120102		5	0.3%
4063030706		5	0.3%
4072020402		5	0.3%
4072050104		5	0.3%
4073030305		5	0.3%
4073060419		5	0.3%
4081020104		5	0.3%
4081120206		5	0.3%
4081130406		5	0.3%
4091010401		5	0.3%
4092030509		5	0.3%
4093010304		5	0.3%
4101020405		5	0.3%
4101050204		5	0.3%
4102010106		5	0.3%
4102010107		10	0.7%
4103030601		5	0.3%
4111030105		5	0.3%
4112030202		5	0.3%

File : CSEC3A

Villagecode: Village code

Value	Label	Cases	Percentage	
4113020204		5	<div></div>	0.3%
4113040203		5	<div></div>	0.3%
4114020204		5	<div></div>	0.3%
4114030308		5	<div></div>	0.3%
4121030414		5	<div></div>	0.3%
4122010704		5	<div></div>	0.3%
4122030405		5	<div></div>	0.3%
4141160106		5	<div></div>	0.3%
4151050204		5	<div></div>	0.3%
4151060812		5	<div></div>	0.3%
4151100404		5	<div></div>	0.3%
4151140703		5	<div></div>	0.3%
4171010109		5	<div></div>	0.3%
4171020103		5	<div></div>	0.3%
4171040107		5	<div></div>	0.3%
4171050107		5	<div></div>	0.3%
4171100404		5	<div></div>	0.3%
4171140402		5	<div></div>	0.3%
4181040301		5	<div></div>	0.3%
4182010203		5	<div></div>	0.3%
4182020104		5	<div></div>	0.3%
4182090702		5	<div></div>	0.3%
4192040205		5	<div></div>	0.3%
4201070403		5	<div></div>	0.3%
4201080309		5	<div></div>	0.3%
4211080107		5	<div></div>	0.3%
4221020401		5	<div></div>	0.3%
4231090509		5	<div></div>	0.3%
4261040201		5	<div></div>	0.3%

Warning: these figures indicate the number of cases found in the data file. They cannot be interpreted as summary statistics of the population of interest.

School_ID: CFSchoolFacility

Information		[Type= discrete] [Format=numeric] [Range= 1-5] [Missing=*]		
Statistics [NW/ W]		[Valid=1535 /-] [Invalid=0 /-]		
Value	Label	Cases	Percentage	
1	Classrooms	307		20.0%
2	Teacher's houses	307		20.0%
3	Library	307		20.0%
4	Toilets/Latrine	307		20.0%
5	Others (specify)	307		20.0%

Warning: these figures indicate the number of cases found in the data file. They cannot be interpreted as summary statistics of the population of interest.

C3AQ9: Are the following facilities available at the school?

Information	[Type= discrete] [Format=numeric] [Range= 1-2] [Missing=*]
-------------	--

File : CSEC3A

C3AQ9: Are the following facilities available at the school?

Statistics [NW/ W] [Valid=1445 /-] [Invalid=90 /-]

Value	Label	Cases	Percentage
1	Yes	913	63.2%
2	No	532	36.8%
Sysmiss		90	

Warning: these figures indicate the number of cases found in the data file. They cannot be interpreted as summary statistics of the population of interest.

C3AQ9_Other: Other facilities available at the school

Information [Type= discrete] [Format=character] [Missing=*]

Statistics [NW/ W] [Valid=73 /-] [Invalid=0 /-]

Value	Label	Cases	Percentage
ADMINISTRATI BLOCK		1	1.4%
B		1	1.4%
BO		1	1.4%
BOOK STORE		3	4.1%
BORE HOLE		1	1.4%
BOREHOLE		11	15.1%
COMPUTER LAB		1	1.4%
KICHEN AND STORE		2	2.7%
KITCHEN		14	19.2%
KITCHEN AND STORE		2	2.7%
KITECH		1	1.4%
KITECHEN		1	1.4%
KITHEN		2	2.7%
KItchen		1	1.4%
Kitchen		10	13.7%
Kiychen and Dormitories		1	1.4%
LEARNING CENTRE		1	1.4%
Mainhall		1	1.4%
RESOURCE CENTRE		1	1.4%
STAFF ROOM		1	1.4%
STORE		2	2.7%
STORE,AND KITECHEN		1	1.4%
School Kitchen		1	1.4%
URINALS		1	1.4%
WWWB		1	1.4%
borehole		4	5.5%
dinning hall and akitchen		1	1.4%

File : CSEC3A

C3AQ9_ Other: Other facilities available at the school

Value	Label	Cases	Percentage
domitories		1	1.4%
kitchen		2	2.7%
main hall		1	1.4%
oFFICE		1	1.4%

Warning: these figures indicate the number of cases found in the data file. They cannot be interpreted as summary statistics of the population of interest.

C3AQ10: Is the facility adequate?

Information	[Type= discrete] [Format=numeric] [Range= 1-2] [Missing=*]
Statistics [NW/ W]	[Valid=913 /-] [Invalid=622 /-]

Value	Label	Cases	Percentage
1	Yes	286	31.3%
2	No	627	68.7%
Sysmiss		622	

Warning: these figures indicate the number of cases found in the data file. They cannot be interpreted as summary statistics of the population of interest.

C3AQ11: What type of buildings does the school have?

Information	[Type= discrete] [Format=numeric] [Range= 1-8] [Missing=*]
Statistics [NW/ W]	[Valid=913 /-] [Invalid=622 /-]

Value	Label	Cases	Percentage
1	Permanent	754	82.6%
2	Semi-permanent	44	4.8%
3	Both Permanent & Semi-permanent	69	7.6%
4	Temporary	36	3.9%
8	Other (Specify)	10	1.1%
Sysmiss		622	

Warning: these figures indicate the number of cases found in the data file. They cannot be interpreted as summary statistics of the population of interest.

C3AQ12: What is the condition of the facility?

Information	[Type= discrete] [Format=numeric] [Range= 1-3] [Missing=*]
Statistics [NW/ W]	[Valid=913 /-] [Invalid=622 /-]

Value	Label	Cases	Percentage
1	Good	307	33.6%
2	Fair	434	47.5%
3	Poor	172	18.8%
Sysmiss		622	

Warning: these figures indicate the number of cases found in the data file. They cannot be interpreted as summary statistics of the population of interest.

C3AQ13: How many of the facility were constructed in the last 3 years?



Information	[Type= continuous] [Format=numeric] [Range= 0-22] [Missing=*]
Statistics [NW/ W]	[Valid=911 /-] [Invalid=624 /-]

Education_Response: Education Response Status

Information	[Type= discrete] [Format=numeric] [Range= 1-3] [Missing=*]
Statistics [NW/ W]	[Valid=1420 /-] [Invalid=115 /-]

File : CSEC3A














Education_Response: Education Response Status

Value	Label	Cases	Percentage
1	Completed	755	 53.2%
2	Partially Done	235	 16.5%
3	Not Done	430	 30.3%
Sysmiss		115	

Warning: these figures indicate the number of cases found in the data file. They cannot be interpreted as summary statistics of the population of interest.

Reason_Edu_Not_Done: Reason Education was not done:

Information	[Type= discrete] [Format=character] [Missing=*]
Statistics [NW/ W]	[Valid=410 /-]

Value	Label	Cases	Percentage
Away for holiday.		5	 1.2%
Away for holidays		5	 1.2%
CALL BACK. PERSON RESPONSIBLE NOT AROUND EVEN ON VISIT 2 ITS STILL AN APPOINTMENT BUT THEY ARE JUST TOSSING ME AROUND		5	 1.2%
HOLIDAY		10	 2.4%
HOLIDAY & WEEKEND		5	 1.2%
HOLIDAY TIME		10	 2.4%
HOLIDAY/ MUSIC FESTIVAL		5	 1.2%
HOLIDAYS		5	 1.2%
Holidays and no teachers around for data		5	 1.2%
IT WAS HOLIDAY TIME SO THE SCHOOL WAS CLOSED		5	 1.2%
No Contact		5	 1.2%
No respondent since the school closed for holiday		5	 1.2%
Not done Schools in holidays		5	 1.2%

File : CSEC3A

Reason_Edu_Not_Done: Reason Education was not done:

Value	Label	Cases	Percentage
Not done schools in holidays		5	1.2%
OFF for HOLIDAY. HM NOT FOUND		5	1.2%
On holiday		60	14.6%
Over a weekend		5	1.2%
REFUSED		5	1.2%
SCHOOL CLOSED FOR HOLIDAY		20	4.9%
SCHOOL CLOSED FOR HOLIDAYS		15	3.7%
SCHOOL CLOSED FOR HOLIDAYS. NO ONE AROUND		5	1.2%
SCHOOL CLOSED, ITS A WEEKEND		5	1.2%
SCHOOL IN HOLIDAY		20	4.9%
SCHOOL IN HOLIDAYS		5	1.2%
SCHOOL WAS CLOSED FOR HOLIDAYS		5	1.2%
SCHOOL WAS CLOSED IT WAS HOLIDAYS		5	1.2%
SCHOOLS IN HOLIDAYS		5	1.2%
SCHOOLS IN HOLIDAYS FULLY CLOSED		5	1.2%
Schools in holidays		5	1.2%
Shools in holidays		5	1.2%
THE SCHOOL HAD CLOSED FOR HOLIDAYS		5	1.2%
THE SCHOOL WAS CLOSED BECAUSE IT WAS HOLIDAY TIME		5	1.2%

File : CSEC3A

Reason_Edu_Not_Done: Reason Education was not done:

Value	Label	Cases	Percentage
THE SCHOOL WAS CLOSED FOR HOLIDAYS		10	2.4%
THE SCHOOL WAS CLOSED SINCE IT WAS STILL HOLIDAY TIME		5	1.2%
THE SCHOOL WAS STILL CLOSED FOR HOLIDAYS		5	1.2%
The school was still closed for holidays		5	1.2%
WEEKEND		10	2.4%
Weekend		5	1.2%
holiday		30	7.3%
holiday time		10	2.4%
holidays		10	2.4%
no one was present at school		5	1.2%
no school at the island		5	1.2%
not school day, weekend		5	1.2%
on holiday		5	1.2%
school closed for holidays		10	2.4%
school closed for holidays.no one found to respond		5	1.2%
schools in holidays		10	2.4%
weekend		10	2.4%

Warning: these figures indicate the number of cases found in the data file. They cannot be interpreted as summary statistics of the population of interest.

File : CSEC3B

District_Name: District name

Information [Type= discrete] [Format=numeric] [Range= 101-426] [Missing=*]

Statistics [NW/ W] [Valid=307 /-] [Invalid=0 /-]

Value	Label	Cases	Percentage
101		1	0.3%
102		29	9.4%
103		1	0.3%
104		4	1.3%
105		1	0.3%
106		3	1.0%
107		5	1.6%
108		4	1.3%
110		7	2.3%
111		3	1.0%
112		4	1.3%
113		12	3.9%
115		6	2.0%
116		1	0.3%
117		4	1.3%
118		1	0.3%
119		1	0.3%
120		1	0.3%
122		3	1.0%
123		1	0.3%
124		5	1.6%
201		3	1.0%
203		3	1.0%
204		6	2.0%
205		1	0.3%
207		1	0.3%
208		4	1.3%
209		2	0.7%
210		2	0.7%
211		3	1.0%
212		5	1.6%
214		9	2.9%
215		3	1.0%
216		2	0.7%
218		2	0.7%
219		3	1.0%
221		2	0.7%
222		1	0.3%
223		7	2.3%
224		1	0.3%
225		2	0.7%

File : CSEC3B

District_Name: District name

Value	Label	Cases	Percentage
226		4	1.3%
228		1	0.3%
230		1	0.3%
232		2	0.7%
302		6	2.0%
303		9	2.9%
304		4	1.3%
305		1	0.3%
306		4	1.3%
307		3	1.0%
308		1	0.3%
309		3	1.0%
310		4	1.3%
311		3	1.0%
312		1	0.3%
313		2	0.7%
314		1	0.3%
317		3	1.0%
318		4	1.3%
319		3	1.0%
320		2	0.7%
321		4	1.3%
322		2	0.7%
323		4	1.3%
325		4	1.3%
327		1	0.3%
329		1	0.3%
330		3	1.0%
402		2	0.7%
403		5	1.6%
404		3	1.0%
405		5	1.6%
406		5	1.6%
407		4	1.3%
408		3	1.0%
409		3	1.0%
410		6	2.0%
411		6	2.0%
412		3	1.0%
414		1	0.3%
415		4	1.3%
417		6	2.0%
418		4	1.3%

File : CSEC3B

District_Name: District name

Value	Label	Cases	Percentage
419		1	0.3%
420		2	0.7%
421		1	0.3%
422		1	0.3%
423		1	0.3%
426		1	0.3%

Warning: these figures indicate the number of cases found in the data file. They cannot be interpreted as summary statistics of the population of interest.

SubCounty: Sub-county/division/town council

Information	[Type= discrete] [Format=numeric] [Range= 101204-426104] [Missing=*]
Statistics [NW/ W]	[Valid=307 /-] [Invalid=0 /-]

Value	Label	Cases	Percentage
101204		1	0.3%
102101		2	0.7%
102102		4	1.3%
102103		10	3.3%
102104		6	2.0%
102105		7	2.3%
103105		1	0.3%
104102		1	0.3%
104104		1	0.3%
104105		1	0.3%
104208		1	0.3%
105105		1	0.3%
106101		2	0.7%
106106		1	0.3%
107105		2	0.7%
107202		1	0.3%
107302		1	0.3%
107305		1	0.3%
108106		1	0.3%
108301		2	0.7%
108305		1	0.3%
110105		1	0.3%
110203		1	0.3%
110204		1	0.3%
110206		1	0.3%
110207		1	0.3%
110305		1	0.3%
110306		1	0.3%
111102		1	0.3%
111202		2	0.7%
112102		1	0.3%
112104		1	0.3%

File : CSEC3B

SubCounty: Sub-county/division/town council

Value	Label	Cases	Percentage
112203		1	<div></div> 0.3%
112204		1	<div></div> 0.3%
113105		2	<div></div> 0.7%
113111		1	<div></div> 0.3%
113112		1	<div></div> 0.3%
113113		2	<div></div> 0.7%
113303		3	<div></div> 1.0%
113304		1	<div></div> 0.3%
113306		1	<div></div> 0.3%
113307		1	<div></div> 0.3%
115103		1	<div></div> 0.3%
115104		1	<div></div> 0.3%
115202		1	<div></div> 0.3%
115203		1	<div></div> 0.3%
115205		1	<div></div> 0.3%
115207		1	<div></div> 0.3%
116102		1	<div></div> 0.3%
117103		1	<div></div> 0.3%
117104		1	<div></div> 0.3%
117110		2	<div></div> 0.7%
118101		1	<div></div> 0.3%
119103		1	<div></div> 0.3%
120105		1	<div></div> 0.3%
122102		1	<div></div> 0.3%
122105		1	<div></div> 0.3%
122106		1	<div></div> 0.3%
123108		1	<div></div> 0.3%
124101		1	<div></div> 0.3%
124103		1	<div></div> 0.3%
124104		1	<div></div> 0.3%
124107		1	<div></div> 0.3%
124108		1	<div></div> 0.3%
201106		2	<div></div> 0.7%
201110		1	<div></div> 0.3%
203202		1	<div></div> 0.3%
203301		1	<div></div> 0.3%
203303		1	<div></div> 0.3%
204101		1	<div></div> 0.3%
204102		1	<div></div> 0.3%
204203		1	<div></div> 0.3%
204301		2	<div></div> 0.7%
204302		1	<div></div> 0.3%
205104		1	<div></div> 0.3%

File : CSEC3B

SubCounty: Sub-county/division/town council

Value	Label	Cases	Percentage
207103		1	0.3%
208102		2	0.7%
208104		1	0.3%
208107		1	0.3%
209201		2	0.7%
210205		2	0.7%
211101		1	0.3%
211103		1	0.3%
211106		1	0.3%
212104		1	0.3%
212105		1	0.3%
212202		1	0.3%
212305		1	0.3%
212311		1	0.3%
214101		2	0.7%
214102		1	0.3%
214108		1	0.3%
214113		5	1.6%
215109		1	0.3%
215115		1	0.3%
215120		1	0.3%
216202		2	0.7%
218103		1	0.3%
218115		1	0.3%
219103		3	1.0%
221109		2	0.7%
222106		1	0.3%
223108		1	0.3%
223120		1	0.3%
223121		3	1.0%
223126		1	0.3%
223128		1	0.3%
224105		1	0.3%
225103		1	0.3%
225111		1	0.3%
226101		1	0.3%
226103		2	0.7%
226104		1	0.3%
228102		1	0.3%
230107		1	0.3%
232101		1	0.3%
232203		1	0.3%
302101		1	0.3%












































File : CSEC3B

SubCounty: Sub-county/division/town council

Value	Label	Cases	Percentage
302201		2	0.7%
302203		1	0.3%
302204		1	0.3%
302205		1	0.3%
303201		1	0.3%
303202		1	0.3%
303204		1	0.3%
303402		1	0.3%
303404		2	0.7%
303405		1	0.3%
303503		1	0.3%
303504		1	0.3%
304102		1	0.3%
304204		2	0.7%
304301		1	0.3%
305102		1	0.3%
306102		1	0.3%
306103		2	0.7%
306106		1	0.3%
307108		2	0.7%
307202		1	0.3%
308102		1	0.3%
309102		1	0.3%
309103		1	0.3%
309204		1	0.3%
310102		1	0.3%
310206		2	0.7%
310207		1	0.3%
311103		2	0.7%
311302		1	0.3%
312105		1	0.3%
313102		1	0.3%
313104		1	0.3%
314103		1	0.3%
317101		1	0.3%
317102		1	0.3%
317106		1	0.3%
318103		2	0.7%
318107		1	0.3%
318114		1	0.3%
319103		1	0.3%
319105		1	0.3%
319107		1	0.3%

File : CSEC3B

SubCounty: Sub-county/division/town council

Value	Label	Cases	Percentage
320103		1	 0.3%
320108		1	 0.3%
321103		1	 0.3%
321105		1	 0.3%
321106		1	 0.3%
321107		1	 0.3%
322108		1	 0.3%
322111		1	 0.3%
323104		1	 0.3%
323106		1	 0.3%
323107		1	 0.3%
323108		1	 0.3%
325101		1	 0.3%
325103		3	 1.0%
327103		1	 0.3%
329106		1	 0.3%
330107		2	 0.7%
330110		1	 0.3%
402207		1	 0.3%
402208		1	 0.3%
403101		1	 0.3%
403105		1	 0.3%
403201		1	 0.3%
403205		1	 0.3%
403301		1	 0.3%
404102		1	 0.3%
404207		1	 0.3%
404403		1	 0.3%
405104		1	 0.3%
405208		1	 0.3%
405211		1	 0.3%
405301		1	 0.3%
405302		1	 0.3%
406108		1	 0.3%
406201		1	 0.3%
406210		1	 0.3%
406212		1	 0.3%
406303		1	 0.3%
407202		1	 0.3%
407205		1	 0.3%
407303		1	 0.3%
407306		1	 0.3%
408102		1	 0.3%

File : CSEC3B

SubCounty: Sub-county/division/town council

Value	Label	Cases	Percentage
408112		1	<div></div> 0.3%
408113		1	<div></div> 0.3%
409101		1	<div></div> 0.3%
409203		1	<div></div> 0.3%
409301		1	<div></div> 0.3%
410102		1	<div></div> 0.3%
410105		1	<div></div> 0.3%
410201		3	<div></div> 1.0%
410303		1	<div></div> 0.3%
411103		1	<div></div> 0.3%
411203		1	<div></div> 0.3%
411302		1	<div></div> 0.3%
411304		1	<div></div> 0.3%
411402		1	<div></div> 0.3%
411403		1	<div></div> 0.3%
412103		1	<div></div> 0.3%
412201		1	<div></div> 0.3%
412203		1	<div></div> 0.3%
414116		1	<div></div> 0.3%
415105		1	<div></div> 0.3%
415106		1	<div></div> 0.3%
415110		1	<div></div> 0.3%
415114		1	<div></div> 0.3%
417101		1	<div></div> 0.3%
417102		1	<div></div> 0.3%
417104		1	<div></div> 0.3%
417105		1	<div></div> 0.3%
417110		1	<div></div> 0.3%
417114		1	<div></div> 0.3%
418104		1	<div></div> 0.3%
418201		1	<div></div> 0.3%
418202		1	<div></div> 0.3%
418209		1	<div></div> 0.3%
419204		1	<div></div> 0.3%
420107		1	<div></div> 0.3%
420108		1	<div></div> 0.3%
421108		1	<div></div> 0.3%
422102		1	<div></div> 0.3%
423109		1	<div></div> 0.3%
426104		1	<div></div> 0.3%

Warning: these figures indicate the number of cases found in the data file. They cannot be interpreted as summary statistics of the population of interest.

Parish: Parish/ward

Information [Type= discrete] [Format=numeric] [Range= 10120402-42610402] [Missing=*]

File : CSEC3B

Parish: Parish/ward

Statistics [NW/ W] [Valid=307 /-] [Invalid=0 /-]

Value	Label	Cases	Percentage
10120402		1	0.3%
10210104		1	0.3%
10210108		1	0.3%
10210202		1	0.3%
10210205		1	0.3%
10210206		1	0.3%
10210208		1	0.3%
10210301		1	0.3%
10210302		1	0.3%
10210304		1	0.3%
10210305		2	0.7%
10210306		1	0.3%
10210308		1	0.3%
10210309		2	0.7%
10210312		1	0.3%
10210401		1	0.3%
10210402		1	0.3%
10210410		1	0.3%
10210411		1	0.3%
10210417		1	0.3%
10210419		1	0.3%
10210501		1	0.3%
10210503		1	0.3%
10210504		1	0.3%
10210510		1	0.3%
10210513		1	0.3%
10210515		1	0.3%
10210518		1	0.3%
10310505		1	0.3%
10410204		1	0.3%
10410403		1	0.3%
10410504		1	0.3%
10420804		1	0.3%
10510502		1	0.3%
10610101		1	0.3%
10610109		1	0.3%
10610606		1	0.3%
10710503		1	0.3%
10710505		1	0.3%
10720206		1	0.3%
10730203		1	0.3%
10730507		1	0.3%

File : CSEC3B

Parish: Parish/ward

Value	Label	Cases	Percentage
10810603		1	0.3%
10830101		1	0.3%
10830105		1	0.3%
10830502		1	0.3%
11010501		1	0.3%
11020306		1	0.3%
11020401		1	0.3%
11020603		1	0.3%
11020704		1	0.3%
11030501		1	0.3%
11030601		1	0.3%
11110201		1	0.3%
11120204		1	0.3%
11120206		1	0.3%
11210203		1	0.3%
11210402		1	0.3%
11220301		1	0.3%
11220403		1	0.3%
11310504		1	0.3%
11310505		1	0.3%
11311102		1	0.3%
11311203		1	0.3%
11311302		1	0.3%
11311306		1	0.3%
11330301		2	0.7%
11330305		1	0.3%
11330403		1	0.3%
11330606		1	0.3%
11330701		1	0.3%
11510302		1	0.3%
11510403		1	0.3%
11520209		1	0.3%
11520307		1	0.3%
11520504		1	0.3%
11520703		1	0.3%
11610205		1	0.3%
11710308		1	0.3%
11710405		1	0.3%
11711003		2	0.7%
11810104		1	0.3%
11910303		1	0.3%
12010502		1	0.3%
12210206		1	0.3%

File : CSEC3B

Parish: Parish/ward

Value	Label	Cases	Percentage
12210502		1	0.3%
12210602		1	0.3%
12310803		1	0.3%
12410106		1	0.3%
12410302		1	0.3%
12410401		1	0.3%
12410701		1	0.3%
12410802		1	0.3%
20110602		2	0.7%
20111009		1	0.3%
20320203		1	0.3%
20330101		1	0.3%
20330304		1	0.3%
20410103		1	0.3%
20410204		1	0.3%
20420301		1	0.3%
20430101		1	0.3%
20430102		1	0.3%
20430205		1	0.3%
20510401		1	0.3%
20710301		1	0.3%
20810214		2	0.7%
20810404		1	0.3%
20810713		1	0.3%
20920101		1	0.3%
20920104		1	0.3%
21020504		2	0.7%
21110105		1	0.3%
21110303		1	0.3%
21110603		1	0.3%
21210403		1	0.3%
21210504		1	0.3%
21220201		1	0.3%
21230502		1	0.3%
21231101		1	0.3%
21410104		1	0.3%
21410106		1	0.3%
21410202		1	0.3%
21410801		1	0.3%
21411301		1	0.3%
21411303		4	1.3%
21510902		1	0.3%
21511502		1	0.3%

File : CSEC3B

Parish: Parish/ward

Value	Label	Cases	Percentage
21512002		1	<div></div> 0.3%
21620203		2	<div></div> 0.7%
21810302		1	<div></div> 0.3%
21811504		1	<div></div> 0.3%
21910313		1	<div></div> 0.3%
21910317		2	<div></div> 0.7%
22110902		1	<div></div> 0.3%
22110905		1	<div></div> 0.3%
22210602		1	<div></div> 0.3%
22310805		1	<div></div> 0.3%
22312002		1	<div></div> 0.3%
22312101		2	<div></div> 0.7%
22312103		1	<div></div> 0.3%
22312601		1	<div></div> 0.3%
22312801		1	<div></div> 0.3%
22410505		1	<div></div> 0.3%
22510304		1	<div></div> 0.3%
22511103		1	<div></div> 0.3%
22610101		1	<div></div> 0.3%
22610302		1	<div></div> 0.3%
22610303		1	<div></div> 0.3%
22610405		1	<div></div> 0.3%
22810203		1	<div></div> 0.3%
23010709		1	<div></div> 0.3%
23210104		1	<div></div> 0.3%
23220304		1	<div></div> 0.3%
30210102		1	<div></div> 0.3%
30220105		1	<div></div> 0.3%
30220107		1	<div></div> 0.3%
30220302		1	<div></div> 0.3%
30220405		1	<div></div> 0.3%
30220505		1	<div></div> 0.3%
30320102		1	<div></div> 0.3%
30320207		1	<div></div> 0.3%
30320405		1	<div></div> 0.3%
30340204		1	<div></div> 0.3%
30340401		1	<div></div> 0.3%
30340403		1	<div></div> 0.3%
30340507		1	<div></div> 0.3%
30350304		1	<div></div> 0.3%
30350402		1	<div></div> 0.3%
30410201		1	<div></div> 0.3%
30420401		1	<div></div> 0.3%

File : CSEC3B

Parish: Parish/ward

Value	Label	Cases	Percentage
30420402		1	0.3%
30430104		1	0.3%
30510208		1	0.3%
30610203		1	0.3%
30610301		2	0.7%
30610601		1	0.3%
30710802		1	0.3%
30710803		1	0.3%
30720203		1	0.3%
30810206		1	0.3%
30910205		1	0.3%
30910305		1	0.3%
30920406		1	0.3%
31010202		1	0.3%
31020603		1	0.3%
31020604		1	0.3%
31020706		1	0.3%
31110302		2	0.7%
31130201		1	0.3%
31210502		1	0.3%
31310205		1	0.3%
31310403		1	0.3%
31410304		1	0.3%
31710101		1	0.3%
31710202		1	0.3%
31710605		1	0.3%
31810302		2	0.7%
31810705		1	0.3%
31811402		1	0.3%
31910303		1	0.3%
31910508		1	0.3%
31910702		1	0.3%
32010303		1	0.3%
32010808		1	0.3%
32110304		1	0.3%
32110505		1	0.3%
32110601		1	0.3%
32110706		1	0.3%
32210802		1	0.3%
32211104		1	0.3%
32310403		1	0.3%
32310604		1	0.3%
32310701		1	0.3%

File : CSEC3B

Parish: Parish/ward

Value	Label	Cases	Percentage
32310802		1	0.3%
32510102		1	0.3%
32510305		1	0.3%
32510306		2	0.7%
32710303		1	0.3%
32910602		1	0.3%
33010701		1	0.3%
33010703		1	0.3%
33011001		1	0.3%
40220705		1	0.3%
40220805		1	0.3%
40310102		1	0.3%
40310505		1	0.3%
40320102		1	0.3%
40320504		1	0.3%
40330104		1	0.3%
40410203		1	0.3%
40420704		1	0.3%
40440303		1	0.3%
40510402		1	0.3%
40520803		1	0.3%
40521103		1	0.3%
40530104		1	0.3%
40530203		1	0.3%
40610804		1	0.3%
40620102		1	0.3%
40621003		1	0.3%
40621201		1	0.3%
40630307		1	0.3%
40720204		1	0.3%
40720501		1	0.3%
40730303		1	0.3%
40730604		1	0.3%
40810201		1	0.3%
40811202		1	0.3%
40811304		1	0.3%
40910104		1	0.3%
40920305		1	0.3%
40930103		1	0.3%
41010204		1	0.3%
41010502		1	0.3%
41020101		3	1.0%
41030306		1	0.3%

File : CSEC3B

Parish: Parish/ward

Value	Label	Cases	Percentage	
41110301		1	<div></div>	0.3%
41120302		1	<div></div>	0.3%
41130202		1	<div></div>	0.3%
41130402		1	<div></div>	0.3%
41140202		1	<div></div>	0.3%
41140303		1	<div></div>	0.3%
41210304		1	<div></div>	0.3%
41220107		1	<div></div>	0.3%
41220304		1	<div></div>	0.3%
41411601		1	<div></div>	0.3%
41510502		1	<div></div>	0.3%
41510608		1	<div></div>	0.3%
41511004		1	<div></div>	0.3%
41511407		1	<div></div>	0.3%
41710101		1	<div></div>	0.3%
41710201		1	<div></div>	0.3%
41710401		1	<div></div>	0.3%
41710501		1	<div></div>	0.3%
41711004		1	<div></div>	0.3%
41711404		1	<div></div>	0.3%
41810403		1	<div></div>	0.3%
41820102		1	<div></div>	0.3%
41820201		1	<div></div>	0.3%
41820907		1	<div></div>	0.3%
41920402		1	<div></div>	0.3%
42010704		1	<div></div>	0.3%
42010803		1	<div></div>	0.3%
42110801		1	<div></div>	0.3%
42210204		1	<div></div>	0.3%
42310905		1	<div></div>	0.3%
42610402		1	<div></div>	0.3%

Warning: these figures indicate the number of cases found in the data file. They cannot be interpreted as summary statistics of the population of interest.

Villagecode: Village code

Information	[Type= discrete] [Format=numeric] [Range= 1012040204-4261040201] [Missing=*]			
Statistics [NW/ W]	[Valid=307 /-] [Invalid=0 /-]			
Value	Label	Cases	Percentage	
1012040204		1	<div></div>	0.3%
1021010402		1	<div></div>	0.3%
1021010802		1	<div></div>	0.3%
1021020205		1	<div></div>	0.3%
1021020504		1	<div></div>	0.3%
1021020601		1	<div></div>	0.3%
1021020805		1	<div></div>	0.3%

File : CSEC3B

Villagecode: Village code

Value	Label	Cases	Percentage
1021030109		1	0.3%
1021030203		1	0.3%
1021030412		1	0.3%
1021030504		1	0.3%
1021030509		1	0.3%
1021030606		1	0.3%
1021030803		1	0.3%
1021030904		2	0.7%
1021031208		1	0.3%
1021040102		1	0.3%
1021040203		1	0.3%
1021041002		1	0.3%
1021041118		1	0.3%
1021041701		1	0.3%
1021041903		1	0.3%
1021050106		1	0.3%
1021050307		1	0.3%
1021050405		1	0.3%
1021051004		1	0.3%
1021051305		1	0.3%
1021051506		1	0.3%
1021051832		1	0.3%
1031050505		1	0.3%
1041020405		1	0.3%
1041040304		1	0.3%
1041050403		1	0.3%
1042080404		1	0.3%
1051050201		1	0.3%
1061010108		1	0.3%
1061010902		1	0.3%
1061060602		1	0.3%
1071050302		1	0.3%
1071050503		1	0.3%
1072020601		1	0.3%
1073020305		1	0.3%
1073050702		1	0.3%
1081060309		1	0.3%
1083010101		1	0.3%
1083010505		1	0.3%
1083050204		1	0.3%
1101050107		1	0.3%
1102030601		1	0.3%
1102040107		1	0.3%

File : CSEC3B

Villagecode: Village code

Value	Label	Cases	Percentage
1102060309		1	0.3%
1102070403		1	0.3%
1103050102		1	0.3%
1103060102		1	0.3%
1111020105		1	0.3%
1112020403		1	0.3%
1112020618		1	0.3%
1121020302		1	0.3%
1121040209		1	0.3%
1122030104		1	0.3%
1122040303		1	0.3%
1131050402		1	0.3%
1131050505		1	0.3%
1131110205		1	0.3%
1131120307		1	0.3%
1131130204		1	0.3%
1131130602		1	0.3%
1133030101		1	0.3%
1133030109		1	0.3%
1133030504		1	0.3%
1133040308		1	0.3%
1133060601		1	0.3%
1133070102		1	0.3%
1151030204		1	0.3%
1151040307		1	0.3%
1152020907		1	0.3%
1152030702		1	0.3%
1152050405		1	0.3%
1152070306		1	0.3%
1161020501		1	0.3%
1171030802		1	0.3%
1171040504		1	0.3%
1171100309		1	0.3%
1171100312		1	0.3%
1181010407		1	0.3%
1191030304		1	0.3%
1201050202		1	0.3%
1221020604		1	0.3%
1221050203		1	0.3%
1221060206		1	0.3%
1231080303		1	0.3%
1241010603		1	0.3%
1241030216		1	0.3%

File : CSEC3B

Villagecode: Village code

Value	Label	Cases	Percentage
1241040102		1	0.3%
1241070106		1	0.3%
1241080210		1	0.3%
2011060205		2	0.7%
2011100902		1	0.3%
2032020304		1	0.3%
2033010101		1	0.3%
2033030403		1	0.3%
2041010302		1	0.3%
2041020405		1	0.3%
2042030105		1	0.3%
2043010103		1	0.3%
2043010202		1	0.3%
2043020514		1	0.3%
2051040101		1	0.3%
2071030105		1	0.3%
2081021402		2	0.7%
2081040401		1	0.3%
2081071301		1	0.3%
2092010105		1	0.3%
2092010401		1	0.3%
2102050401		2	0.7%
2111010504		1	0.3%
2111030302		1	0.3%
2111060303		1	0.3%
2121040306		1	0.3%
2121050407		1	0.3%
2122020101		1	0.3%
2123050204		1	0.3%
2123110101		1	0.3%
2141010403		1	0.3%
2141010604		1	0.3%
2141020206		1	0.3%
2141080105		1	0.3%
2141130103		1	0.3%
2141130307		4	1.3%
2151090208		1	0.3%
2151150202		1	0.3%
2151200204		1	0.3%
2162020306		2	0.7%
2181030213		1	0.3%
2181150401		1	0.3%
2191031301		1	0.3%

File : CSEC3B

Villagecode: Village code

Value	Label	Cases	Percentage
2191031702		2	<div></div> 0.7%
2211090203		1	<div></div> 0.3%
2211090505		1	<div></div> 0.3%
2221060201		1	<div></div> 0.3%
2231080506		1	<div></div> 0.3%
2231200204		1	<div></div> 0.3%
2231210104		1	<div></div> 0.3%
2231210105		1	<div></div> 0.3%
2231210302		1	<div></div> 0.3%
2231260115		1	<div></div> 0.3%
2231280102		1	<div></div> 0.3%
2241050511		1	<div></div> 0.3%
2251030415		1	<div></div> 0.3%
2251110322		1	<div></div> 0.3%
2261010102		1	<div></div> 0.3%
2261030205		1	<div></div> 0.3%
2261030301		1	<div></div> 0.3%
2261040510		1	<div></div> 0.3%
2281020304		1	<div></div> 0.3%
2301070905		1	<div></div> 0.3%
2321010406		1	<div></div> 0.3%
2322030405		1	<div></div> 0.3%
3021010215		1	<div></div> 0.3%
3022010508		1	<div></div> 0.3%
3022010708		1	<div></div> 0.3%
3022030205		1	<div></div> 0.3%
3022040505		1	<div></div> 0.3%
3022050502		1	<div></div> 0.3%
3032010205		1	<div></div> 0.3%
3032020706		1	<div></div> 0.3%
3032040506		1	<div></div> 0.3%
3034020408		1	<div></div> 0.3%
3034040102		1	<div></div> 0.3%
3034040304		1	<div></div> 0.3%
3034050711		1	<div></div> 0.3%
3035030411		1	<div></div> 0.3%
3035040205		1	<div></div> 0.3%
3041020101		1	<div></div> 0.3%
3042040105		1	<div></div> 0.3%
3042040201		1	<div></div> 0.3%
3043010404		1	<div></div> 0.3%
3051020803		1	<div></div> 0.3%
3061020306		1	<div></div> 0.3%

File : CSEC3B

Villagecode: Village code

Value	Label	Cases	Percentage
3061030101		2	<div></div> 0.7%
3061060103		1	<div></div> 0.3%
3071080206		1	<div></div> 0.3%
3071080301		1	<div></div> 0.3%
3072020302		1	<div></div> 0.3%
3081020606		1	<div></div> 0.3%
3091020502		1	<div></div> 0.3%
3091030501		1	<div></div> 0.3%
3092040606		1	<div></div> 0.3%
3101020203		1	<div></div> 0.3%
3102060309		1	<div></div> 0.3%
3102060408		1	<div></div> 0.3%
3102070603		1	<div></div> 0.3%
3111030202		2	<div></div> 0.7%
3113020101		1	<div></div> 0.3%
3121050202		1	<div></div> 0.3%
3131020505		1	<div></div> 0.3%
3131040312		1	<div></div> 0.3%
3141030403		1	<div></div> 0.3%
3171010102		1	<div></div> 0.3%
3171020201		1	<div></div> 0.3%
3171060512		1	<div></div> 0.3%
3181030204		2	<div></div> 0.7%
3181070501		1	<div></div> 0.3%
3181140207		1	<div></div> 0.3%
3191030304		1	<div></div> 0.3%
3191050803		1	<div></div> 0.3%
3191070202		1	<div></div> 0.3%
3201030323		1	<div></div> 0.3%
3201080801		1	<div></div> 0.3%
3211030405		1	<div></div> 0.3%
3211050502		1	<div></div> 0.3%
3211060105		1	<div></div> 0.3%
3211070617		1	<div></div> 0.3%
3221080206		1	<div></div> 0.3%
3221110412		1	<div></div> 0.3%
3231040301		1	<div></div> 0.3%
3231060409		1	<div></div> 0.3%
3231070104		1	<div></div> 0.3%
3231080204		1	<div></div> 0.3%
3251010205		1	<div></div> 0.3%
3251030508		1	<div></div> 0.3%
3251030601		1	<div></div> 0.3%

File : CSEC3B

Villagecode: Village code

Value	Label	Cases	Percentage
3251030602		1	0.3%
3271030305		1	0.3%
3291060206		1	0.3%
3301070101		1	0.3%
3301070303		1	0.3%
3301100102		1	0.3%
4022070507		1	0.3%
4022080505		1	0.3%
4031010202		1	0.3%
4031050502		1	0.3%
4032010205		1	0.3%
4032050403		1	0.3%
4033010412		1	0.3%
4041020302		1	0.3%
4042070409		1	0.3%
4044030303		1	0.3%
4051040205		1	0.3%
4052080304		1	0.3%
4052110310		1	0.3%
4053010409		1	0.3%
4053020304		1	0.3%
4061080401		1	0.3%
4062010203		1	0.3%
4062100306		1	0.3%
4062120102		1	0.3%
4063030706		1	0.3%
4072020402		1	0.3%
4072050104		1	0.3%
4073030305		1	0.3%
4073060419		1	0.3%
4081020104		1	0.3%
4081120206		1	0.3%
4081130406		1	0.3%
4091010401		1	0.3%
4092030509		1	0.3%
4093010304		1	0.3%
4101020405		1	0.3%
4101050204		1	0.3%
4102010106		1	0.3%
4102010107		2	0.7%
4103030601		1	0.3%
4111030105		1	0.3%
4112030202		1	0.3%

File : CSEC3B

Villagecode: Village code

Value	Label	Cases	Percentage
4113020204		1	0.3%
4113040203		1	0.3%
4114020204		1	0.3%
4114030308		1	0.3%
4121030414		1	0.3%
4122010704		1	0.3%
4122030405		1	0.3%
4141160106		1	0.3%
4151050204		1	0.3%
4151060812		1	0.3%
4151100404		1	0.3%
4151140703		1	0.3%
4171010109		1	0.3%
4171020103		1	0.3%
4171040107		1	0.3%
4171050107		1	0.3%
4171100404		1	0.3%
4171140402		1	0.3%
4181040301		1	0.3%
4182010203		1	0.3%
4182020104		1	0.3%
4182090702		1	0.3%
4192040205		1	0.3%
4201070403		1	0.3%
4201080309		1	0.3%
4211080107		1	0.3%
4221020401		1	0.3%
4231090509		1	0.3%
4261040201		1	0.3%

Warning: these figures indicate the number of cases found in the data file. They cannot be interpreted as summary statistics of the population of interest.

C3BQ14A: How many latrine stances does the school have for MALE students?

Information	[Type= continuous] [Format=numeric] [Range= 0-30] [Missing=*]
Statistics [NW/ W]	[Valid=289 /-] [Invalid=18 /-] [Mean=5.446 /-] [StdDev=3.714 /-]

C3BQ14B: How many latrine stances does the school have for FEMALE students?

Information	[Type= continuous] [Format=numeric] [Range= 0-35] [Missing=*]
Statistics [NW/ W]	[Valid=289 /-] [Invalid=18 /-] [Mean=5.554 /-] [StdDev=3.835 /-]

C3BQ15: Are there any hand washing facilities with soap for the pupils at the toilets/la

Information	[Type= discrete] [Format=numeric] [Range= 1-3] [Missing=*]
Statistics [NW/ W]	[Valid=289 /-] [Invalid=18 /-]

Value	Label	Cases	Percentage
1	Yes, water only	83	28.7%

File : CSEC3B

C3BQ15: Are there any hand washing facilities with soap for the pupils at the toilets/la

Value	Label	Cases	Percentage
2	Water and soap	59	20.4%
3	None	147	50.9%
Sysmiss		18	

Warning: these figures indicate the number of cases found in the data file. They cannot be interpreted as summary statistics of the population of interest.

C3BQ16: Are there seperate toilet/latrine facilities for teachers?

Information	[Type= discrete] [Format=numeric] [Range= 1-2] [Missing=*]
Statistics [NW/ W]	[Valid=289 /-] [Invalid=18 /-]

Value	Label	Cases	Percentage
1	Yes	181	62.6%
2	No	108	37.4%
Sysmiss		18	

Warning: these figures indicate the number of cases found in the data file. They cannot be interpreted as summary statistics of the population of interest.

C3BQ17A: How many latrine stances does the school have for MALE teachers?

Information	[Type= discrete] [Format=numeric] [Range= 0-6] [Missing=*]
Statistics [NW/ W]	[Valid=181 /-] [Invalid=126 /-]

Value	Label	Cases	Percentage
0		39	21.5%
1		91	50.3%
2		39	21.5%
3		6	3.3%
4		3	1.7%
5		2	1.1%
6		1	0.6%
Sysmiss		126	

Warning: these figures indicate the number of cases found in the data file. They cannot be interpreted as summary statistics of the population of interest.

C3BQ17B: How many latrine stances does the school have for FEMALE teachers?

Information	[Type= discrete] [Format=numeric] [Range= 0-6] [Missing=*]
Statistics [NW/ W]	[Valid=181 /-] [Invalid=126 /-]

Value	Label	Cases	Percentage
0		39	21.5%
1		96	53.0%
2		25	13.8%
3		15	8.3%
4		3	1.7%
5		2	1.1%
6		1	0.6%
Sysmiss		126	








Warning: these figures indicate the number of cases found in the data file. They cannot be interpreted as summary statistics of the population of interest.

C3BQ17C: How many stances does the school for BOTH?

Information	[Type= discrete] [Format=numeric] [Range= 0-6] [Missing=*]
Statistics [NW/ W]	[Valid=181 /-] [Invalid=126 /-]



File : CSEC3B

C3BQ17C: How many stances does the school for BOTH?

Value	Label	Cases	Percentage
0		138	 76.2%
1		26	 14.4%
2		7	 3.9%
3		2	 1.1%
4		2	 1.1%
5		4	 2.2%
6		2	 1.1%
Sysmiss		126	



Warning: these figures indicate the number of cases found in the data file. They cannot be interpreted as summary statistics of the population of interest.

C3BQ18: Do the toilet/latrine facilities cater for the physically impaired children?

Information	[Type= discrete] [Format=numeric] [Range= 1-2] [Missing=*]		
Statistics [NW/ W]	[Valid=289 /-] [Invalid=18 /-]		
Value	Label	Cases	Percentage
1	Yes	136	 47.1%
2	No	153	 52.9%
Sysmiss		18	





Warning: these figures indicate the number of cases found in the data file. They cannot be interpreted as summary statistics of the population of interest.

C3BQ19: Are there First Aid facilities at the school premises?Are there First Aid facili

Information	[Type= discrete] [Format=numeric] [Range= 1-2] [Missing=*]		
Statistics [NW/ W]	[Valid=289 /-] [Invalid=18 /-]		
Value	Label	Cases	Percentage
1	Yes	115	 39.8%
2	No	174	 60.2%
Sysmiss		18	


Warning: these figures indicate the number of cases found in the data file. They cannot be interpreted as summary statistics of the population of interest.

C3BQ20: Who mainly administers First Aid at the school?

Information	[Type= discrete] [Format=numeric] [Range= 1-8] [Missing=*]		
Statistics [NW/ W]	[Valid=115 /-] [Invalid=192 /-]		
Value	Label	Cases	Percentage
1	School Nurse	12	 10.4%
2	Teachers	85	 73.9%
3	School Matron	5	 4.3%
8	Other (specify)	13	 11.3%
Sysmiss		192	

Warning: these figures indicate the number of cases found in the data file. They cannot be interpreted as summary statistics of the population of interest.

Survey_Visit: Select visit 1 or 2 for the entire survey

Information	[Type= discrete] [Format=numeric] [Range= 1-2] [Missing=*]		
Statistics [NW/ W]	[Valid=307 /-] [Invalid=0 /-]		
Value	Label	Cases	Percentage
1	Visit 1	39	 12.7%

File : CSEC3B




Survey_Visit: Select visit 1 or 2 for the entire survey

Value	Label	Cases	Percentage
2	Visit 2	268	 87.3%

Warning: these figures indicate the number of cases found in the data file. They cannot be interpreted as summary statistics of the population of interest.

Education_Response: Education Response Status












Information	[Type= discrete] [Format=numeric] [Range= 1-3] [Missing=*]
Statistics [NW/ W]	[Valid=284 /-] [Invalid=23 /-]

Value	Label	Cases	Percentage
1	Completed	151	 53.2%
2	Partially Done	47	 16.5%
3	Not Done	86	 30.3%
Sysmiss		23	

Warning: these figures indicate the number of cases found in the data file. They cannot be interpreted as summary statistics of the population of interest.














Reason_Edu_Not_Done: Reason Education was not done:

Information	[Type= discrete] [Format=character] [Missing=*]
Statistics [NW/ W]	[Valid=82 /-]

Value	Label	Cases	Percentage
Away for holiday.		1	 1.2%
Away for holidays		1	 1.2%
CALL BACK. PERSON RESPONSIBLE NOT AROUND EVEN ON VISIT 2 ITS STILL AN APPOINTMENT BUT THEY ARE JUST TOSSING ME AROUND		1	 1.2%
HOLIDAY		2	 2.4%
HOLIDAY & WEEKEND		1	 1.2%
HOLIDAY TIME		2	 2.4%
HOLIDAY/ MUSIC FESTIVAL		1	 1.2%
HOLIDAYS		1	 1.2%
Holidays and no teachers around for data		1	 1.2%
IT WAS HOLIDAY TIME SO THE SCHOOL WAS CLOSED		1	 1.2%
No Contact		1	 1.2%

File : CSEC3B

Reason_Edu_Not_Done: Reason Education was not done:

Value	Label	Cases	Percentage
No respondent since the school closed for holiday		1	 1.2%
Not done Schools in holidays		1	 1.2%
Not done schools in holidays		1	 1.2%
OFF for HOLIDAY. HM NOT FOUND		1	 1.2%
On holiday		12	 14.6%
Over a weekend		1	 1.2%
REFUSED		1	 1.2%
SCHOOL CLOSED FOR HOLIDAY		4	 4.9%
SCHOOL CLOSED FOR HOLIDAYS		3	 3.7%
SCHOOL CLOSED FOR HOLIDAYS. NO ONE AROUND		1	 1.2%
SCHOOL CLOSED, ITS A WEEKEND		1	 1.2%
SCHOOL IN HOLIDAY		4	 4.9%
SCHOOL IN HOLIDAYS		1	 1.2%
SCHOOL WAS CLOSED FOR HOLIDAYS		1	 1.2%
SCHOOL WAS CLOSED IT WAS HOLIDAYS		1	 1.2%
SCHOOLS IN HOLIDAYS		1	 1.2%
SCHOOLS IN HOLIDAYS FULLY CLOSED		1	 1.2%
Schools in holidays		1	 1.2%
Shools in holidays		1	 1.2%
THE SCHOOL HAD CLOSED FOR HOLIDAYS		1	 1.2%

File : CSEC3B

Reason_Edu_Not_Done: Reason Education was not done:

Value	Label	Cases	Percentage
THE SCHOOL WAS CLOSED BECAUSE IT WAS HOLIDAY TIME		1	1.2%
THE SCHOOL WAS CLOSED FOR HOLIDAYS		2	2.4%
THE SCHOOL WAS CLOSED SINCE IT WAS STILL HOLIDAY TIME		1	1.2%
THE SCHOOL WAS STILL CLOSED FOR HOLIDAYS		1	1.2%
The school was still closed for holidays		1	1.2%
WEEKEND		2	2.4%
Weekend		1	1.2%
holiday		6	7.3%
holiday time		2	2.4%
holidays		2	2.4%
no one was present at school		1	1.2%
no school at the island		1	1.2%
not school day, weekend		1	1.2%
on holiday		1	1.2%
school closed for holidays		2	2.4%
school closed for holidays.no one found to respond		1	1.2%
schools in holidays		2	2.4%
weekend		2	2.4%

Warning: these figures indicate the number of cases found in the data file. They cannot be interpreted as summary statistics of the population of interest.

File : CSEC3C

District_Name: District name

Information [Type= discrete] [Format=numeric] [Range= 101-426] [Missing=*]

Statistics [NW/ W] [Valid=2456 /-] [Invalid=0 /-]

Value	Label	Cases	Percentage
101		8	0.3%
102		232	9.4%
103		8	0.3%
104		32	1.3%
105		8	0.3%
106		24	1.0%
107		40	1.6%
108		32	1.3%
110		56	2.3%
111		24	1.0%
112		32	1.3%
113		96	3.9%
115		48	2.0%
116		8	0.3%
117		32	1.3%
118		8	0.3%
119		8	0.3%
120		8	0.3%
122		24	1.0%
123		8	0.3%
124		40	1.6%
201		24	1.0%
203		24	1.0%
204		48	2.0%
205		8	0.3%
207		8	0.3%
208		32	1.3%
209		16	0.7%
210		16	0.7%
211		24	1.0%
212		40	1.6%
214		72	2.9%
215		24	1.0%
216		16	0.7%
218		16	0.7%
219		24	1.0%
221		16	0.7%
222		8	0.3%
223		56	2.3%
224		8	0.3%
225		16	0.7%

File : CSEC3C

District_Name: District name

Value	Label	Cases	Percentage
226		32	<div></div> 1.3%
228		8	<div></div> 0.3%
230		8	<div></div> 0.3%
232		16	<div></div> 0.7%
302		48	<div></div> 2.0%
303		72	<div></div> 2.9%
304		32	<div></div> 1.3%
305		8	<div></div> 0.3%
306		32	<div></div> 1.3%
307		24	<div></div> 1.0%
308		8	<div></div> 0.3%
309		24	<div></div> 1.0%
310		32	<div></div> 1.3%
311		24	<div></div> 1.0%
312		8	<div></div> 0.3%
313		16	<div></div> 0.7%
314		8	<div></div> 0.3%
317		24	<div></div> 1.0%
318		32	<div></div> 1.3%
319		24	<div></div> 1.0%
320		16	<div></div> 0.7%
321		32	<div></div> 1.3%
322		16	<div></div> 0.7%
323		32	<div></div> 1.3%
325		32	<div></div> 1.3%
327		8	<div></div> 0.3%
329		8	<div></div> 0.3%
330		24	<div></div> 1.0%
402		16	<div></div> 0.7%
403		40	<div></div> 1.6%
404		24	<div></div> 1.0%
405		40	<div></div> 1.6%
406		40	<div></div> 1.6%
407		32	<div></div> 1.3%
408		24	<div></div> 1.0%
409		24	<div></div> 1.0%
410		48	<div></div> 2.0%
411		48	<div></div> 2.0%
412		24	<div></div> 1.0%
414		8	<div></div> 0.3%
415		32	<div></div> 1.3%
417		48	<div></div> 2.0%
418		32	<div></div> 1.3%

File : CSEC3C

District_Name: District name

Value	Label	Cases	Percentage
419		8	0.3%
420		16	0.7%
421		8	0.3%
422		8	0.3%
423		8	0.3%
426		8	0.3%

Warning: these figures indicate the number of cases found in the data file. They cannot be interpreted as summary statistics of the population of interest.

SubCounty: Sub-county/division/town council

Information	[Type= discrete] [Format=numeric] [Range= 101204-426104] [Missing=*]
Statistics [NW/ W]	[Valid=2456 /-] [Invalid=0 /-]

Value	Label	Cases	Percentage
101204		8	0.3%
102101		16	0.7%
102102		32	1.3%
102103		80	3.3%
102104		48	2.0%
102105		56	2.3%
103105		8	0.3%
104102		8	0.3%
104104		8	0.3%
104105		8	0.3%
104208		8	0.3%
105105		8	0.3%
106101		16	0.7%
106106		8	0.3%
107105		16	0.7%
107202		8	0.3%
107302		8	0.3%
107305		8	0.3%
108106		8	0.3%
108301		16	0.7%
108305		8	0.3%
110105		8	0.3%
110203		8	0.3%
110204		8	0.3%
110206		8	0.3%
110207		8	0.3%
110305		8	0.3%
110306		8	0.3%
111102		8	0.3%
111202		16	0.7%
112102		8	0.3%
112104		8	0.3%

File : CSEC3C

SubCounty: Sub-county/division/town council

Value	Label	Cases	Percentage
112203		8	<div></div> 0.3%
112204		8	<div></div> 0.3%
113105		16	<div></div> 0.7%
113111		8	<div></div> 0.3%
113112		8	<div></div> 0.3%
113113		16	<div></div> 0.7%
113303		24	<div></div> 1.0%
113304		8	<div></div> 0.3%
113306		8	<div></div> 0.3%
113307		8	<div></div> 0.3%
115103		8	<div></div> 0.3%
115104		8	<div></div> 0.3%
115202		8	<div></div> 0.3%
115203		8	<div></div> 0.3%
115205		8	<div></div> 0.3%
115207		8	<div></div> 0.3%
116102		8	<div></div> 0.3%
117103		8	<div></div> 0.3%
117104		8	<div></div> 0.3%
117110		16	<div></div> 0.7%
118101		8	<div></div> 0.3%
119103		8	<div></div> 0.3%
120105		8	<div></div> 0.3%
122102		8	<div></div> 0.3%
122105		8	<div></div> 0.3%
122106		8	<div></div> 0.3%
123108		8	<div></div> 0.3%
124101		8	<div></div> 0.3%
124103		8	<div></div> 0.3%
124104		8	<div></div> 0.3%
124107		8	<div></div> 0.3%
124108		8	<div></div> 0.3%
201106		16	<div></div> 0.7%
201110		8	<div></div> 0.3%
203202		8	<div></div> 0.3%
203301		8	<div></div> 0.3%
203303		8	<div></div> 0.3%
204101		8	<div></div> 0.3%
204102		8	<div></div> 0.3%
204203		8	<div></div> 0.3%
204301		16	<div></div> 0.7%
204302		8	<div></div> 0.3%
205104		8	<div></div> 0.3%

File : CSEC3C

SubCounty: Sub-county/division/town council

Value	Label	Cases	Percentage
207103		8	0.3%
208102		16	0.7%
208104		8	0.3%
208107		8	0.3%
209201		16	0.7%
210205		16	0.7%
211101		8	0.3%
211103		8	0.3%
211106		8	0.3%
212104		8	0.3%
212105		8	0.3%
212202		8	0.3%
212305		8	0.3%
212311		8	0.3%
214101		16	0.7%
214102		8	0.3%
214108		8	0.3%
214113		40	1.6%
215109		8	0.3%
215115		8	0.3%
215120		8	0.3%
216202		16	0.7%
218103		8	0.3%
218115		8	0.3%
219103		24	1.0%
221109		16	0.7%
222106		8	0.3%
223108		8	0.3%
223120		8	0.3%
223121		24	1.0%
223126		8	0.3%
223128		8	0.3%
224105		8	0.3%
225103		8	0.3%
225111		8	0.3%
226101		8	0.3%
226103		16	0.7%
226104		8	0.3%
228102		8	0.3%
230107		8	0.3%
232101		8	0.3%
232203		8	0.3%
302101		8	0.3%

File : CSEC3C

SubCounty: Sub-county/division/town council

Value	Label	Cases	Percentage
302201		16	0.7%
302203		8	0.3%
302204		8	0.3%
302205		8	0.3%
303201		8	0.3%
303202		8	0.3%
303204		8	0.3%
303402		8	0.3%
303404		16	0.7%
303405		8	0.3%
303503		8	0.3%
303504		8	0.3%
304102		8	0.3%
304204		16	0.7%
304301		8	0.3%
305102		8	0.3%
306102		8	0.3%
306103		16	0.7%
306106		8	0.3%
307108		16	0.7%
307202		8	0.3%
308102		8	0.3%
309102		8	0.3%
309103		8	0.3%
309204		8	0.3%
310102		8	0.3%
310206		16	0.7%
310207		8	0.3%
311103		16	0.7%
311302		8	0.3%
312105		8	0.3%
313102		8	0.3%
313104		8	0.3%
314103		8	0.3%
317101		8	0.3%
317102		8	0.3%
317106		8	0.3%
318103		16	0.7%
318107		8	0.3%
318114		8	0.3%
319103		8	0.3%
319105		8	0.3%
319107		8	0.3%

File : CSEC3C

SubCounty: Sub-county/division/town council

Value	Label	Cases	Percentage
320103		8	0.3%
320108		8	0.3%
321103		8	0.3%
321105		8	0.3%
321106		8	0.3%
321107		8	0.3%
322108		8	0.3%
322111		8	0.3%
323104		8	0.3%
323106		8	0.3%
323107		8	0.3%
323108		8	0.3%
325101		8	0.3%
325103		24	1.0%
327103		8	0.3%
329106		8	0.3%
330107		16	0.7%
330110		8	0.3%
402207		8	0.3%
402208		8	0.3%
403101		8	0.3%
403105		8	0.3%
403201		8	0.3%
403205		8	0.3%
403301		8	0.3%
404102		8	0.3%
404207		8	0.3%
404403		8	0.3%
405104		8	0.3%
405208		8	0.3%
405211		8	0.3%
405301		8	0.3%
405302		8	0.3%
406108		8	0.3%
406201		8	0.3%
406210		8	0.3%
406212		8	0.3%
406303		8	0.3%
407202		8	0.3%
407205		8	0.3%
407303		8	0.3%
407306		8	0.3%
408102		8	0.3%

File : CSEC3C

SubCounty: Sub-county/division/town council

Value	Label	Cases	Percentage
408112		8	<div></div> 0.3%
408113		8	<div></div> 0.3%
409101		8	<div></div> 0.3%
409203		8	<div></div> 0.3%
409301		8	<div></div> 0.3%
410102		8	<div></div> 0.3%
410105		8	<div></div> 0.3%
410201		24	<div></div> 1.0%
410303		8	<div></div> 0.3%
411103		8	<div></div> 0.3%
411203		8	<div></div> 0.3%
411302		8	<div></div> 0.3%
411304		8	<div></div> 0.3%
411402		8	<div></div> 0.3%
411403		8	<div></div> 0.3%
412103		8	<div></div> 0.3%
412201		8	<div></div> 0.3%
412203		8	<div></div> 0.3%
414116		8	<div></div> 0.3%
415105		8	<div></div> 0.3%
415106		8	<div></div> 0.3%
415110		8	<div></div> 0.3%
415114		8	<div></div> 0.3%
417101		8	<div></div> 0.3%
417102		8	<div></div> 0.3%
417104		8	<div></div> 0.3%
417105		8	<div></div> 0.3%
417110		8	<div></div> 0.3%
417114		8	<div></div> 0.3%
418104		8	<div></div> 0.3%
418201		8	<div></div> 0.3%
418202		8	<div></div> 0.3%
418209		8	<div></div> 0.3%
419204		8	<div></div> 0.3%
420107		8	<div></div> 0.3%
420108		8	<div></div> 0.3%
421108		8	<div></div> 0.3%
422102		8	<div></div> 0.3%
423109		8	<div></div> 0.3%
426104		8	<div></div> 0.3%

Warning: these figures indicate the number of cases found in the data file. They cannot be interpreted as summary statistics of the population of interest.

Parish: Parish/ward

Information [Type= discrete] [Format=numeric] [Range= 10120402-42610402] [Missing=*]

File : CSEC3C

Parish: Parish/ward

Statistics [NW/ W] [Valid=2456 /-] [Invalid=0 /-]

Value	Label	Cases	Percentage
10120402		8	0.3%
10210104		8	0.3%
10210108		8	0.3%
10210202		8	0.3%
10210205		8	0.3%
10210206		8	0.3%
10210208		8	0.3%
10210301		8	0.3%
10210302		8	0.3%
10210304		8	0.3%
10210305		16	0.7%
10210306		8	0.3%
10210308		8	0.3%
10210309		16	0.7%
10210312		8	0.3%
10210401		8	0.3%
10210402		8	0.3%
10210410		8	0.3%
10210411		8	0.3%
10210417		8	0.3%
10210419		8	0.3%
10210501		8	0.3%
10210503		8	0.3%
10210504		8	0.3%
10210510		8	0.3%
10210513		8	0.3%
10210515		8	0.3%
10210518		8	0.3%
10310505		8	0.3%
10410204		8	0.3%
10410403		8	0.3%
10410504		8	0.3%
10420804		8	0.3%
10510502		8	0.3%
10610101		8	0.3%
10610109		8	0.3%
10610606		8	0.3%
10710503		8	0.3%
10710505		8	0.3%
10720206		8	0.3%
10730203		8	0.3%
10730507		8	0.3%

File : CSEC3C

Parish: Parish/ward

Value	Label	Cases	Percentage
10810603		8	0.3%
10830101		8	0.3%
10830105		8	0.3%
10830502		8	0.3%
11010501		8	0.3%
11020306		8	0.3%
11020401		8	0.3%
11020603		8	0.3%
11020704		8	0.3%
11030501		8	0.3%
11030601		8	0.3%
11110201		8	0.3%
11120204		8	0.3%
11120206		8	0.3%
11210203		8	0.3%
11210402		8	0.3%
11220301		8	0.3%
11220403		8	0.3%
11310504		8	0.3%
11310505		8	0.3%
11311102		8	0.3%
11311203		8	0.3%
11311302		8	0.3%
11311306		8	0.3%
11330301		16	0.7%
11330305		8	0.3%
11330403		8	0.3%
11330606		8	0.3%
11330701		8	0.3%
11510302		8	0.3%
11510403		8	0.3%
11520209		8	0.3%
11520307		8	0.3%
11520504		8	0.3%
11520703		8	0.3%
11610205		8	0.3%
11710308		8	0.3%
11710405		8	0.3%
11711003		16	0.7%
11810104		8	0.3%
11910303		8	0.3%
12010502		8	0.3%
12210206		8	0.3%

File : CSEC3C

Parish: Parish/ward

Value	Label	Cases	Percentage
12210502		8	0.3%
12210602		8	0.3%
12310803		8	0.3%
12410106		8	0.3%
12410302		8	0.3%
12410401		8	0.3%
12410701		8	0.3%
12410802		8	0.3%
20110602		16	0.7%
20111009		8	0.3%
20320203		8	0.3%
20330101		8	0.3%
20330304		8	0.3%
20410103		8	0.3%
20410204		8	0.3%
20420301		8	0.3%
20430101		8	0.3%
20430102		8	0.3%
20430205		8	0.3%
20510401		8	0.3%
20710301		8	0.3%
20810214		16	0.7%
20810404		8	0.3%
20810713		8	0.3%
20920101		8	0.3%
20920104		8	0.3%
21020504		16	0.7%
21110105		8	0.3%
21110303		8	0.3%
21110603		8	0.3%
21210403		8	0.3%
21210504		8	0.3%
21220201		8	0.3%
21230502		8	0.3%
21231101		8	0.3%
21410104		8	0.3%
21410106		8	0.3%
21410202		8	0.3%
21410801		8	0.3%
21411301		8	0.3%
21411303		32	1.3%
21510902		8	0.3%
21511502		8	0.3%

File : CSEC3C

Parish: Parish/ward

Value	Label	Cases	Percentage
21512002		8	<div></div> 0.3%
21620203		16	<div></div> 0.7%
21810302		8	<div></div> 0.3%
21811504		8	<div></div> 0.3%
21910313		8	<div></div> 0.3%
21910317		16	<div></div> 0.7%
22110902		8	<div></div> 0.3%
22110905		8	<div></div> 0.3%
22210602		8	<div></div> 0.3%
22310805		8	<div></div> 0.3%
22312002		8	<div></div> 0.3%
22312101		16	<div></div> 0.7%
22312103		8	<div></div> 0.3%
22312601		8	<div></div> 0.3%
22312801		8	<div></div> 0.3%
22410505		8	<div></div> 0.3%
22510304		8	<div></div> 0.3%
22511103		8	<div></div> 0.3%
22610101		8	<div></div> 0.3%
22610302		8	<div></div> 0.3%
22610303		8	<div></div> 0.3%
22610405		8	<div></div> 0.3%
22810203		8	<div></div> 0.3%
23010709		8	<div></div> 0.3%
23210104		8	<div></div> 0.3%
23220304		8	<div></div> 0.3%
30210102		8	<div></div> 0.3%
30220105		8	<div></div> 0.3%
30220107		8	<div></div> 0.3%
30220302		8	<div></div> 0.3%
30220405		8	<div></div> 0.3%
30220505		8	<div></div> 0.3%
30320102		8	<div></div> 0.3%
30320207		8	<div></div> 0.3%
30320405		8	<div></div> 0.3%
30340204		8	<div></div> 0.3%
30340401		8	<div></div> 0.3%
30340403		8	<div></div> 0.3%
30340507		8	<div></div> 0.3%
30350304		8	<div></div> 0.3%
30350402		8	<div></div> 0.3%
30410201		8	<div></div> 0.3%
30420401		8	<div></div> 0.3%

File : CSEC3C

Parish: Parish/ward

Value	Label	Cases	Percentage
30420402		8	0.3%
30430104		8	0.3%
30510208		8	0.3%
30610203		8	0.3%
30610301		16	0.7%
30610601		8	0.3%
30710802		8	0.3%
30710803		8	0.3%
30720203		8	0.3%
30810206		8	0.3%
30910205		8	0.3%
30910305		8	0.3%
30920406		8	0.3%
31010202		8	0.3%
31020603		8	0.3%
31020604		8	0.3%
31020706		8	0.3%
31110302		16	0.7%
31130201		8	0.3%
31210502		8	0.3%
31310205		8	0.3%
31310403		8	0.3%
31410304		8	0.3%
31710101		8	0.3%
31710202		8	0.3%
31710605		8	0.3%
31810302		16	0.7%
31810705		8	0.3%
31811402		8	0.3%
31910303		8	0.3%
31910508		8	0.3%
31910702		8	0.3%
32010303		8	0.3%
32010808		8	0.3%
32110304		8	0.3%
32110505		8	0.3%
32110601		8	0.3%
32110706		8	0.3%
32210802		8	0.3%
32211104		8	0.3%
32310403		8	0.3%
32310604		8	0.3%
32310701		8	0.3%

File : CSEC3C

Parish: Parish/ward

Value	Label	Cases	Percentage
32310802		8	<div></div> 0.3%
32510102		8	<div></div> 0.3%
32510305		8	<div></div> 0.3%
32510306		16	<div></div> 0.7%
32710303		8	<div></div> 0.3%
32910602		8	<div></div> 0.3%
33010701		8	<div></div> 0.3%
33010703		8	<div></div> 0.3%
33011001		8	<div></div> 0.3%
40220705		8	<div></div> 0.3%
40220805		8	<div></div> 0.3%
40310102		8	<div></div> 0.3%
40310505		8	<div></div> 0.3%
40320102		8	<div></div> 0.3%
40320504		8	<div></div> 0.3%
40330104		8	<div></div> 0.3%
40410203		8	<div></div> 0.3%
40420704		8	<div></div> 0.3%
40440303		8	<div></div> 0.3%
40510402		8	<div></div> 0.3%
40520803		8	<div></div> 0.3%
40521103		8	<div></div> 0.3%
40530104		8	<div></div> 0.3%
40530203		8	<div></div> 0.3%
40610804		8	<div></div> 0.3%
40620102		8	<div></div> 0.3%
40621003		8	<div></div> 0.3%
40621201		8	<div></div> 0.3%
40630307		8	<div></div> 0.3%
40720204		8	<div></div> 0.3%
40720501		8	<div></div> 0.3%
40730303		8	<div></div> 0.3%
40730604		8	<div></div> 0.3%
40810201		8	<div></div> 0.3%
40811202		8	<div></div> 0.3%
40811304		8	<div></div> 0.3%
40910104		8	<div></div> 0.3%
40920305		8	<div></div> 0.3%
40930103		8	<div></div> 0.3%
41010204		8	<div></div> 0.3%
41010502		8	<div></div> 0.3%
41020101		24	<div></div> 1.0%
41030306		8	<div></div> 0.3%

File : CSEC3C

Parish: Parish/ward

Value	Label	Cases	Percentage	
41110301		8	<div></div>	0.3%
41120302		8	<div></div>	0.3%
41130202		8	<div></div>	0.3%
41130402		8	<div></div>	0.3%
41140202		8	<div></div>	0.3%
41140303		8	<div></div>	0.3%
41210304		8	<div></div>	0.3%
41220107		8	<div></div>	0.3%
41220304		8	<div></div>	0.3%
41411601		8	<div></div>	0.3%
41510502		8	<div></div>	0.3%
41510608		8	<div></div>	0.3%
41511004		8	<div></div>	0.3%
41511407		8	<div></div>	0.3%
41710101		8	<div></div>	0.3%
41710201		8	<div></div>	0.3%
41710401		8	<div></div>	0.3%
41710501		8	<div></div>	0.3%
41711004		8	<div></div>	0.3%
41711404		8	<div></div>	0.3%
41810403		8	<div></div>	0.3%
41820102		8	<div></div>	0.3%
41820201		8	<div></div>	0.3%
41820907		8	<div></div>	0.3%
41920402		8	<div></div>	0.3%
42010704		8	<div></div>	0.3%
42010803		8	<div></div>	0.3%
42110801		8	<div></div>	0.3%
42210204		8	<div></div>	0.3%
42310905		8	<div></div>	0.3%
42610402		8	<div></div>	0.3%

Warning: these figures indicate the number of cases found in the data file. They cannot be interpreted as summary statistics of the population of interest.

Villagecode: Village code

Information	[Type= discrete] [Format=numeric] [Range= 1012040204-4261040201] [Missing=*]			
Statistics [NW/ W]	[Valid=2456 /-] [Invalid=0 /-]			
Value	Label	Cases	Percentage	
1012040204		8	<div></div>	0.3%
1021010402		8	<div></div>	0.3%
1021010802		8	<div></div>	0.3%
1021020205		8	<div></div>	0.3%
1021020504		8	<div></div>	0.3%
1021020601		8	<div></div>	0.3%
1021020805		8	<div></div>	0.3%

File : CSEC3C

Villagecode: Village code

Value	Label	Cases	Percentage
1021030109		8	0.3%
1021030203		8	0.3%
1021030412		8	0.3%
1021030504		8	0.3%
1021030509		8	0.3%
1021030606		8	0.3%
1021030803		8	0.3%
1021030904		16	0.7%
1021031208		8	0.3%
1021040102		8	0.3%
1021040203		8	0.3%
1021041002		8	0.3%
1021041118		8	0.3%
1021041701		8	0.3%
1021041903		8	0.3%
1021050106		8	0.3%
1021050307		8	0.3%
1021050405		8	0.3%
1021051004		8	0.3%
1021051305		8	0.3%
1021051506		8	0.3%
1021051832		8	0.3%
1031050505		8	0.3%
1041020405		8	0.3%
1041040304		8	0.3%
1041050403		8	0.3%
1042080404		8	0.3%
1051050201		8	0.3%
1061010108		8	0.3%
1061010902		8	0.3%
1061060602		8	0.3%
1071050302		8	0.3%
1071050503		8	0.3%
1072020601		8	0.3%
1073020305		8	0.3%
1073050702		8	0.3%
1081060309		8	0.3%
1083010101		8	0.3%
1083010505		8	0.3%
1083050204		8	0.3%
1101050107		8	0.3%
1102030601		8	0.3%
1102040107		8	0.3%

File : CSEC3C

Villagecode: Village code

Value	Label	Cases	Percentage	
1102060309		8	<div></div>	0.3%
1102070403		8	<div></div>	0.3%
1103050102		8	<div></div>	0.3%
1103060102		8	<div></div>	0.3%
1111020105		8	<div></div>	0.3%
1112020403		8	<div></div>	0.3%
1112020618		8	<div></div>	0.3%
1121020302		8	<div></div>	0.3%
1121040209		8	<div></div>	0.3%
1122030104		8	<div></div>	0.3%
1122040303		8	<div></div>	0.3%
1131050402		8	<div></div>	0.3%
1131050505		8	<div></div>	0.3%
1131110205		8	<div></div>	0.3%
1131120307		8	<div></div>	0.3%
1131130204		8	<div></div>	0.3%
1131130602		8	<div></div>	0.3%
1133030101		8	<div></div>	0.3%
1133030109		8	<div></div>	0.3%
1133030504		8	<div></div>	0.3%
1133040308		8	<div></div>	0.3%
1133060601		8	<div></div>	0.3%
1133070102		8	<div></div>	0.3%
1151030204		8	<div></div>	0.3%
1151040307		8	<div></div>	0.3%
1152020907		8	<div></div>	0.3%
1152030702		8	<div></div>	0.3%
1152050405		8	<div></div>	0.3%
1152070306		8	<div></div>	0.3%
1161020501		8	<div></div>	0.3%
1171030802		8	<div></div>	0.3%
1171040504		8	<div></div>	0.3%
1171100309		8	<div></div>	0.3%
1171100312		8	<div></div>	0.3%
1181010407		8	<div></div>	0.3%
1191030304		8	<div></div>	0.3%
1201050202		8	<div></div>	0.3%
1221020604		8	<div></div>	0.3%
1221050203		8	<div></div>	0.3%
1221060206		8	<div></div>	0.3%
1231080303		8	<div></div>	0.3%
1241010603		8	<div></div>	0.3%
1241030216		8	<div></div>	0.3%

File : CSEC3C

Villagecode: Village code

Value	Label	Cases	Percentage
1241040102		8	0.3%
1241070106		8	0.3%
1241080210		8	0.3%
2011060205		16	0.7%
2011100902		8	0.3%
2032020304		8	0.3%
2033010101		8	0.3%
2033030403		8	0.3%
2041010302		8	0.3%
2041020405		8	0.3%
2042030105		8	0.3%
2043010103		8	0.3%
2043010202		8	0.3%
2043020514		8	0.3%
2051040101		8	0.3%
2071030105		8	0.3%
2081021402		16	0.7%
2081040401		8	0.3%
2081071301		8	0.3%
2092010105		8	0.3%
2092010401		8	0.3%
2102050401		16	0.7%
2111010504		8	0.3%
2111030302		8	0.3%
2111060303		8	0.3%
2121040306		8	0.3%
2121050407		8	0.3%
2122020101		8	0.3%
2123050204		8	0.3%
2123110101		8	0.3%
2141010403		8	0.3%
2141010604		8	0.3%
2141020206		8	0.3%
2141080105		8	0.3%
2141130103		8	0.3%
2141130307		32	1.3%
2151090208		8	0.3%
2151150202		8	0.3%
2151200204		8	0.3%
2162020306		16	0.7%
2181030213		8	0.3%
2181150401		8	0.3%
2191031301		8	0.3%

File : CSEC3C

Villagecode: Village code

Value	Label	Cases	Percentage
2191031702		16	<div></div> 0.7%
2211090203		8	<div></div> 0.3%
2211090505		8	<div></div> 0.3%
2221060201		8	<div></div> 0.3%
2231080506		8	<div></div> 0.3%
2231200204		8	<div></div> 0.3%
2231210104		8	<div></div> 0.3%
2231210105		8	<div></div> 0.3%
2231210302		8	<div></div> 0.3%
2231260115		8	<div></div> 0.3%
2231280102		8	<div></div> 0.3%
2241050511		8	<div></div> 0.3%
2251030415		8	<div></div> 0.3%
2251110322		8	<div></div> 0.3%
2261010102		8	<div></div> 0.3%
2261030205		8	<div></div> 0.3%
2261030301		8	<div></div> 0.3%
2261040510		8	<div></div> 0.3%
2281020304		8	<div></div> 0.3%
2301070905		8	<div></div> 0.3%
2321010406		8	<div></div> 0.3%
2322030405		8	<div></div> 0.3%
3021010215		8	<div></div> 0.3%
3022010508		8	<div></div> 0.3%
3022010708		8	<div></div> 0.3%
3022030205		8	<div></div> 0.3%
3022040505		8	<div></div> 0.3%
3022050502		8	<div></div> 0.3%
3032010205		8	<div></div> 0.3%
3032020706		8	<div></div> 0.3%
3032040506		8	<div></div> 0.3%
3034020408		8	<div></div> 0.3%
3034040102		8	<div></div> 0.3%
3034040304		8	<div></div> 0.3%
3034050711		8	<div></div> 0.3%
3035030411		8	<div></div> 0.3%
3035040205		8	<div></div> 0.3%
3041020101		8	<div></div> 0.3%
3042040105		8	<div></div> 0.3%
3042040201		8	<div></div> 0.3%
3043010404		8	<div></div> 0.3%
3051020803		8	<div></div> 0.3%
3061020306		8	<div></div> 0.3%

File : CSEC3C

Villagecode: Village code

Value	Label	Cases	Percentage
3061030101		16	<div></div> 0.7%
3061060103		8	<div></div> 0.3%
3071080206		8	<div></div> 0.3%
3071080301		8	<div></div> 0.3%
3072020302		8	<div></div> 0.3%
3081020606		8	<div></div> 0.3%
3091020502		8	<div></div> 0.3%
3091030501		8	<div></div> 0.3%
3092040606		8	<div></div> 0.3%
3101020203		8	<div></div> 0.3%
3102060309		8	<div></div> 0.3%
3102060408		8	<div></div> 0.3%
3102070603		8	<div></div> 0.3%
3111030202		16	<div></div> 0.7%
3113020101		8	<div></div> 0.3%
3121050202		8	<div></div> 0.3%
3131020505		8	<div></div> 0.3%
3131040312		8	<div></div> 0.3%
3141030403		8	<div></div> 0.3%
3171010102		8	<div></div> 0.3%
3171020201		8	<div></div> 0.3%
3171060512		8	<div></div> 0.3%
3181030204		16	<div></div> 0.7%
3181070501		8	<div></div> 0.3%
3181140207		8	<div></div> 0.3%
3191030304		8	<div></div> 0.3%
3191050803		8	<div></div> 0.3%
3191070202		8	<div></div> 0.3%
3201030323		8	<div></div> 0.3%
3201080801		8	<div></div> 0.3%
3211030405		8	<div></div> 0.3%
3211050502		8	<div></div> 0.3%
3211060105		8	<div></div> 0.3%
3211070617		8	<div></div> 0.3%
3221080206		8	<div></div> 0.3%
3221110412		8	<div></div> 0.3%
3231040301		8	<div></div> 0.3%
3231060409		8	<div></div> 0.3%
3231070104		8	<div></div> 0.3%
3231080204		8	<div></div> 0.3%
3251010205		8	<div></div> 0.3%
3251030508		8	<div></div> 0.3%
3251030601		8	<div></div> 0.3%

File : CSEC3C

Villagecode: Village code

Value	Label	Cases	Percentage
3251030602		8	0.3%
3271030305		8	0.3%
3291060206		8	0.3%
3301070101		8	0.3%
3301070303		8	0.3%
3301100102		8	0.3%
4022070507		8	0.3%
4022080505		8	0.3%
4031010202		8	0.3%
4031050502		8	0.3%
4032010205		8	0.3%
4032050403		8	0.3%
4033010412		8	0.3%
4041020302		8	0.3%
4042070409		8	0.3%
4044030303		8	0.3%
4051040205		8	0.3%
4052080304		8	0.3%
4052110310		8	0.3%
4053010409		8	0.3%
4053020304		8	0.3%
4061080401		8	0.3%
4062010203		8	0.3%
4062100306		8	0.3%
4062120102		8	0.3%
4063030706		8	0.3%
4072020402		8	0.3%
4072050104		8	0.3%
4073030305		8	0.3%
4073060419		8	0.3%
4081020104		8	0.3%
4081120206		8	0.3%
4081130406		8	0.3%
4091010401		8	0.3%
4092030509		8	0.3%
4093010304		8	0.3%
4101020405		8	0.3%
4101050204		8	0.3%
4102010106		8	0.3%
4102010107		16	0.7%
4103030601		8	0.3%
4111030105		8	0.3%
4112030202		8	0.3%

File : CSEC3C

Villagecode: Village code

Value	Label	Cases	Percentage	
4113020204		8	<div></div>	0.3%
4113040203		8	<div></div>	0.3%
4114020204		8	<div></div>	0.3%
4114030308		8	<div></div>	0.3%
4121030414		8	<div></div>	0.3%
4122010704		8	<div></div>	0.3%
4122030405		8	<div></div>	0.3%
4141160106		8	<div></div>	0.3%
4151050204		8	<div></div>	0.3%
4151060812		8	<div></div>	0.3%
4151100404		8	<div></div>	0.3%
4151140703		8	<div></div>	0.3%
4171010109		8	<div></div>	0.3%
4171020103		8	<div></div>	0.3%
4171040107		8	<div></div>	0.3%
4171050107		8	<div></div>	0.3%
4171100404		8	<div></div>	0.3%
4171140402		8	<div></div>	0.3%
4181040301		8	<div></div>	0.3%
4182010203		8	<div></div>	0.3%
4182020104		8	<div></div>	0.3%
4182090702		8	<div></div>	0.3%
4192040205		8	<div></div>	0.3%
4201070403		8	<div></div>	0.3%
4201080309		8	<div></div>	0.3%
4211080107		8	<div></div>	0.3%
4221020401		8	<div></div>	0.3%
4231090509		8	<div></div>	0.3%
4261040201		8	<div></div>	0.3%

Warning: these figures indicate the number of cases found in the data file. They cannot be interpreted as summary statistics of the population of interest.

Water_facilities_ID: CFSchoolWater

Information	[Type= discrete] [Format=numeric] [Range= 1-8] [Missing=*]			
Statistics [NW/ W]	[Valid=2456 /-] [Invalid=0 /-]			
Value	Label	Cases	Percentage	
1	Piped water at school	307	<div></div>	12.5%
2	Piped water outside school	307	<div></div>	12.5%
3	Bore hole at school	307	<div></div>	12.5%
4	Bore hole outside school	307	<div></div>	12.5%
5	Rain water	307	<div></div>	12.5%
6	Protected spring/well	307	<div></div>	12.5%
7	Lake/river/stream/dam/pond	307	<div></div>	12.5%
8	Other (specify)	307	<div></div>	12.5%

Warning: these figures indicate the number of cases found in the data file. They cannot be interpreted as summary statistics of the population of interest.

File : CSEC3C

C3CQ22: RANK UP TO 3 SOURCES BY IMPORTANCE.

Information	[Type= discrete] [Format=numeric] [Range= 1-4] [Missing=*]
Statistics [NW/ W]	[Valid=2294 /-] [Invalid=162 /-]

Value	Label	Cases	Percentage
1		289	12.6%
2		217	9.5%
3		79	3.4%
4		1709	74.5%
Sysmiss		162	

Warning: these figures indicate the number of cases found in the data file. They cannot be interpreted as summary statistics of the population of interest.

C3CQ22_Other: Other source of drinking water

Information	[Type= discrete] [Format=character] [Missing=*]
Statistics [NW/ W]	[Valid=29 /-] [Invalid=0 /-]

Value	Label	Cases	Percentage
BUY FROM FIRE BRIGADE		1	3.4%
Buy in bib Tank on vehicleless		1	3.4%
CARRY FROM HOME		1	3.4%
FROM VENDORS		1	3.4%
GRAVITY FLOW WATER		1	3.4%
No drinking water		1	3.4%
No drinking wayter		1	3.4%
No water taken		1	3.4%
None		2	6.9%
Nothing		1	3.4%
PIPED GRAVITY		1	3.4%
PUPILS CARRY FROM THEIR HOMES		1	3.4%
SHALLOW WELL		1	3.4%
SHALLOW WELL		3	10.3%
UNPROTECTED WELL		2	6.9%
Unprotected spring		1	3.4%
Valley dam		1	3.4%
Vendoras		1	3.4%
WATER VENDOR		1	3.4%
Wind mill		1	3.4%

File : CSEC3C

C3CQ22_Other: Other source of drinking water

Value	Label	Cases	Percentage
another far bore hole		1	<div></div> 3.4%
gravity flow water		1	<div></div> 3.4%
pumped water from the ground		1	<div></div> 3.4%
unprotected well		1	<div></div> 3.4%
vendors		1	<div></div> 3.4%

Warning: these figures indicate the number of cases found in the data file. They cannot be interpreted as summary statistics of the population of interest.

C3CQ23: What is the distance to this water source (KM) from the school?

Information	[Type= continuous] [Format=numeric] [Range= 0-70] [Missing=*]
Statistics [NW/ W]	[Valid=585 /-] [Invalid=1871 /-]

C3CQ24: How reliable is this water source?

Information	[Type= discrete] [Format=numeric] [Range= 1-8] [Missing=*]
Statistics [NW/ W]	[Valid=585 /-] [Invalid=1871 /-]

Value	Label	Cases	Percentage
1	Available throughout the year	401	<div></div> 68.5%
2	Not Reliable (Seasonal)	169	<div></div> 28.9%
8	Other (Specify)	15	<div></div> 2.6%
Sysmiss		1871	

Warning: these figures indicate the number of cases found in the data file. They cannot be interpreted as summary statistics of the population of interest.

End_Water: End Water Facilities Screen

Information	[Type= discrete] [Format=numeric] [Missing=*]
Statistics [NW/ W]	[Valid=0 /-] [Invalid=2456 /-]

Value	Label	Cases	Percentage
Sysmiss		2456	

Warning: these figures indicate the number of cases found in the data file. They cannot be interpreted as summary statistics of the population of interest.

Survey_Visit: Select visit 1 or 2 for the entire survey

Information	[Type= discrete] [Format=numeric] [Range= 1-2] [Missing=*]
Statistics [NW/ W]	[Valid=2456 /-] [Invalid=0 /-]

Value	Label	Cases	Percentage
1	Visit 1	312	<div></div> 12.7%
2	Visit 2	2144	<div></div> 87.3%

Warning: these figures indicate the number of cases found in the data file. They cannot be interpreted as summary statistics of the population of interest.

Education_Response: Education Response Status

Information	[Type= discrete] [Format=numeric] [Range= 1-3] [Missing=*]
Statistics [NW/ W]	[Valid=2272 /-] [Invalid=184 /-]

Value	Label	Cases	Percentage
1	Completed	1208	<div></div> 53.2%
2	Partially Done	376	<div></div> 16.5%
3	Not Done	688	<div></div> 30.3%

File : CSEC3C

Education_Response: Education Response Status

Value	Label	Cases	Percentage
Sysmiss		184	

Warning: these figures indicate the number of cases found in the data file. They cannot be interpreted as summary statistics of the population of interest.

Reason_Edu_Not_Done: Reason Education was not done:

Information	[Type= discrete] [Format=character] [Missing=*]
Statistics [NW/ W]	[Valid=656 /-]

Value	Label	Cases	Percentage
Away for holiday.		8	1.2%
Away for holidays		8	1.2%
CALL BACK. PERSON RESPONSIBLE NOT AROUND EVEN ON VISIT 2 ITS STILL AN APPOINTMENT BUT THEY ARE JUST TOSSING ME AROUND		8	1.2%
HOLIDAY		16	2.4%
HOLIDAY & WEEKEND		8	1.2%
HOLIDAY TIME		16	2.4%
HOLIDAY/ MUSIC FESTIVAL		8	1.2%
HOLIDAYS		8	1.2%
Holidays and no teachers around for data		8	1.2%
IT WAS HOLIDAY TIME SO THE SCHOOL WAS CLOSED		8	1.2%
No Contact		8	1.2%
No respondent since the school closed for holiday		8	1.2%
Not done Schools in holidays		8	1.2%
Not done schools in holidays		8	1.2%
OFF for HOLIDAY. HM NOT FOUND		8	1.2%

File : CSEC3C

Reason_Edu_Not_Done: Reason Education was not done:

Value	Label	Cases	Percentage
On holiday		96	14.6%
Over a weekend		8	1.2%
REFUSED		8	1.2%
SCHOOL CLOSED FOR HOLIDAY		32	4.9%
SCHOOL CLOSED FOR HOLIDAYS		24	3.7%
SCHOOL CLOSED FOR HOLIDAYS. NO ONE AROUND		8	1.2%
SCHOOL CLOSED, ITS A WEEKEND		8	1.2%
SCHOOL IN HOLIDAY		32	4.9%
SCHOOL IN HOLIDAYS		8	1.2%
SCHOOL WAS CLOSED FOR HOLIDAYS		8	1.2%
SCHOOL WAS CLOSED IT WAS HOLIDAYS		8	1.2%
SCHOOLS IN HOLIDAYS		8	1.2%
SCHOOLS IN HOLIDAYS FULLY CLOSED		8	1.2%
Schools in holidays		8	1.2%
Shools in holidays		8	1.2%
THE SCHOOL HAD CLOSED FOR HOLIDAYS		8	1.2%
THE SCHOOL WAS CLOSED BECAUSE IT WAS HOLIDAY TIME		8	1.2%
THE SCHOOL WAS CLOSED FOR HOLIDAYS		16	2.4%
THE SCHOOL WAS CLOSED SINCE IT		8	1.2%

File : CSEC3C

Reason_Edu_Not_Done: Reason Education was not done:

Value	Label	Cases	Percentage
WAS STILL HOLIDAY TIME			
THE SCHOOL WAS STILL CLOSED FOR HOLIDAYS		8	<div><div></div></div> 1.2%
The school was still closed for holidays		8	<div><div></div></div> 1.2%
WEEKEND		16	<div><div></div></div> 2.4%
Weekend		8	<div><div></div></div> 1.2%
holiday		48	<div><div></div></div> 7.3%
holiday time		16	<div><div></div></div> 2.4%
holidays		16	<div><div></div></div> 2.4%
no one was present at school		8	<div><div></div></div> 1.2%
no school at the island		8	<div><div></div></div> 1.2%
not school day, weekend		8	<div><div></div></div> 1.2%
on holiday		8	<div><div></div></div> 1.2%
school closed for holidays		16	<div><div></div></div> 2.4%
school closed for holidays.no one found to respond		8	<div><div></div></div> 1.2%
schools in holidays		16	<div><div></div></div> 2.4%
weekend		16	<div><div></div></div> 2.4%

Warning: these figures indicate the number of cases found in the data file. They cannot be interpreted as summary statistics of the population of interest.

File : CSEC3D

District_Name: District name

Information [Type= discrete] [Format=numeric] [Range= 101-426] [Missing=*]

Statistics [NW/ W] [Valid=3070 /-] [Invalid=0 /-]

Value	Label	Cases	Percentage
101		10	0.3%
102		290	9.4%
103		10	0.3%
104		40	1.3%
105		10	0.3%
106		30	1.0%
107		50	1.6%
108		40	1.3%
110		70	2.3%
111		30	1.0%
112		40	1.3%
113		120	3.9%
115		60	2.0%
116		10	0.3%
117		40	1.3%
118		10	0.3%
119		10	0.3%
120		10	0.3%
122		30	1.0%
123		10	0.3%
124		50	1.6%
201		30	1.0%
203		30	1.0%
204		60	2.0%
205		10	0.3%
207		10	0.3%
208		40	1.3%
209		20	0.7%
210		20	0.7%
211		30	1.0%
212		50	1.6%
214		90	2.9%
215		30	1.0%
216		20	0.7%
218		20	0.7%
219		30	1.0%
221		20	0.7%
222		10	0.3%
223		70	2.3%
224		10	0.3%
225		20	0.7%

File : CSEC3D

District_Name: District name

Value	Label	Cases	Percentage
226		40	<div></div> 1.3%
228		10	<div></div> 0.3%
230		10	<div></div> 0.3%
232		20	<div></div> 0.7%
302		60	<div></div> 2.0%
303		90	<div></div> 2.9%
304		40	<div></div> 1.3%
305		10	<div></div> 0.3%
306		40	<div></div> 1.3%
307		30	<div></div> 1.0%
308		10	<div></div> 0.3%
309		30	<div></div> 1.0%
310		40	<div></div> 1.3%
311		30	<div></div> 1.0%
312		10	<div></div> 0.3%
313		20	<div></div> 0.7%
314		10	<div></div> 0.3%
317		30	<div></div> 1.0%
318		40	<div></div> 1.3%
319		30	<div></div> 1.0%
320		20	<div></div> 0.7%
321		40	<div></div> 1.3%
322		20	<div></div> 0.7%
323		40	<div></div> 1.3%
325		40	<div></div> 1.3%
327		10	<div></div> 0.3%
329		10	<div></div> 0.3%
330		30	<div></div> 1.0%
402		20	<div></div> 0.7%
403		50	<div></div> 1.6%
404		30	<div></div> 1.0%
405		50	<div></div> 1.6%
406		50	<div></div> 1.6%
407		40	<div></div> 1.3%
408		30	<div></div> 1.0%
409		30	<div></div> 1.0%
410		60	<div></div> 2.0%
411		60	<div></div> 2.0%
412		30	<div></div> 1.0%
414		10	<div></div> 0.3%
415		40	<div></div> 1.3%
417		60	<div></div> 2.0%
418		40	<div></div> 1.3%

File : CSEC3D

District_Name: District name

Value	Label	Cases	Percentage
419		10	0.3%
420		20	0.7%
421		10	0.3%
422		10	0.3%
423		10	0.3%
426		10	0.3%

Warning: these figures indicate the number of cases found in the data file. They cannot be interpreted as summary statistics of the population of interest.

SubCounty: Sub-county/division/town council

Information	[Type= discrete] [Format=numeric] [Range= 101204-426104] [Missing=*]
Statistics [NW/ W]	[Valid=3070 /-] [Invalid=0 /-]

Value	Label	Cases	Percentage
101204		10	0.3%
102101		20	0.7%
102102		40	1.3%
102103		100	3.3%
102104		60	2.0%
102105		70	2.3%
103105		10	0.3%
104102		10	0.3%
104104		10	0.3%
104105		10	0.3%
104208		10	0.3%
105105		10	0.3%
106101		20	0.7%
106106		10	0.3%
107105		20	0.7%
107202		10	0.3%
107302		10	0.3%
107305		10	0.3%
108106		10	0.3%
108301		20	0.7%
108305		10	0.3%
110105		10	0.3%
110203		10	0.3%
110204		10	0.3%
110206		10	0.3%
110207		10	0.3%
110305		10	0.3%
110306		10	0.3%
111102		10	0.3%
111202		20	0.7%
112102		10	0.3%
112104		10	0.3%

File : CSEC3D

SubCounty: Sub-county/division/town council

Value	Label	Cases	Percentage
112203		10	<div></div> 0.3%
112204		10	<div></div> 0.3%
113105		20	<div></div> 0.7%
113111		10	<div></div> 0.3%
113112		10	<div></div> 0.3%
113113		20	<div></div> 0.7%
113303		30	<div></div> 1.0%
113304		10	<div></div> 0.3%
113306		10	<div></div> 0.3%
113307		10	<div></div> 0.3%
115103		10	<div></div> 0.3%
115104		10	<div></div> 0.3%
115202		10	<div></div> 0.3%
115203		10	<div></div> 0.3%
115205		10	<div></div> 0.3%
115207		10	<div></div> 0.3%
116102		10	<div></div> 0.3%
117103		10	<div></div> 0.3%
117104		10	<div></div> 0.3%
117110		20	<div></div> 0.7%
118101		10	<div></div> 0.3%
119103		10	<div></div> 0.3%
120105		10	<div></div> 0.3%
122102		10	<div></div> 0.3%
122105		10	<div></div> 0.3%
122106		10	<div></div> 0.3%
123108		10	<div></div> 0.3%
124101		10	<div></div> 0.3%
124103		10	<div></div> 0.3%
124104		10	<div></div> 0.3%
124107		10	<div></div> 0.3%
124108		10	<div></div> 0.3%
201106		20	<div></div> 0.7%
201110		10	<div></div> 0.3%
203202		10	<div></div> 0.3%
203301		10	<div></div> 0.3%
203303		10	<div></div> 0.3%
204101		10	<div></div> 0.3%
204102		10	<div></div> 0.3%
204203		10	<div></div> 0.3%
204301		20	<div></div> 0.7%
204302		10	<div></div> 0.3%
205104		10	<div></div> 0.3%

File : CSEC3D

SubCounty: Sub-county/division/town council

Value	Label	Cases	Percentage
207103		10	0.3%
208102		20	0.7%
208104		10	0.3%
208107		10	0.3%
209201		20	0.7%
210205		20	0.7%
211101		10	0.3%
211103		10	0.3%
211106		10	0.3%
212104		10	0.3%
212105		10	0.3%
212202		10	0.3%
212305		10	0.3%
212311		10	0.3%
214101		20	0.7%
214102		10	0.3%
214108		10	0.3%
214113		50	1.6%
215109		10	0.3%
215115		10	0.3%
215120		10	0.3%
216202		20	0.7%
218103		10	0.3%
218115		10	0.3%
219103		30	1.0%
221109		20	0.7%
222106		10	0.3%
223108		10	0.3%
223120		10	0.3%
223121		30	1.0%
223126		10	0.3%
223128		10	0.3%
224105		10	0.3%
225103		10	0.3%
225111		10	0.3%
226101		10	0.3%
226103		20	0.7%
226104		10	0.3%
228102		10	0.3%
230107		10	0.3%
232101		10	0.3%
232203		10	0.3%
302101		10	0.3%

File : CSEC3D

SubCounty: Sub-county/division/town council

Value	Label	Cases	Percentage
302201		20	0.7%
302203		10	0.3%
302204		10	0.3%
302205		10	0.3%
303201		10	0.3%
303202		10	0.3%
303204		10	0.3%
303402		10	0.3%
303404		20	0.7%
303405		10	0.3%
303503		10	0.3%
303504		10	0.3%
304102		10	0.3%
304204		20	0.7%
304301		10	0.3%
305102		10	0.3%
306102		10	0.3%
306103		20	0.7%
306106		10	0.3%
307108		20	0.7%
307202		10	0.3%
308102		10	0.3%
309102		10	0.3%
309103		10	0.3%
309204		10	0.3%
310102		10	0.3%
310206		20	0.7%
310207		10	0.3%
311103		20	0.7%
311302		10	0.3%
312105		10	0.3%
313102		10	0.3%
313104		10	0.3%
314103		10	0.3%
317101		10	0.3%
317102		10	0.3%
317106		10	0.3%
318103		20	0.7%
318107		10	0.3%
318114		10	0.3%
319103		10	0.3%
319105		10	0.3%
319107		10	0.3%

File : CSEC3D

SubCounty: Sub-county/division/town council

Value	Label	Cases	Percentage
320103		10	<div></div> 0.3%
320108		10	<div></div> 0.3%
321103		10	<div></div> 0.3%
321105		10	<div></div> 0.3%
321106		10	<div></div> 0.3%
321107		10	<div></div> 0.3%
322108		10	<div></div> 0.3%
322111		10	<div></div> 0.3%
323104		10	<div></div> 0.3%
323106		10	<div></div> 0.3%
323107		10	<div></div> 0.3%
323108		10	<div></div> 0.3%
325101		10	<div></div> 0.3%
325103		30	<div></div> 1.0%
327103		10	<div></div> 0.3%
329106		10	<div></div> 0.3%
330107		20	<div></div> 0.7%
330110		10	<div></div> 0.3%
402207		10	<div></div> 0.3%
402208		10	<div></div> 0.3%
403101		10	<div></div> 0.3%
403105		10	<div></div> 0.3%
403201		10	<div></div> 0.3%
403205		10	<div></div> 0.3%
403301		10	<div></div> 0.3%
404102		10	<div></div> 0.3%
404207		10	<div></div> 0.3%
404403		10	<div></div> 0.3%
405104		10	<div></div> 0.3%
405208		10	<div></div> 0.3%
405211		10	<div></div> 0.3%
405301		10	<div></div> 0.3%
405302		10	<div></div> 0.3%
406108		10	<div></div> 0.3%
406201		10	<div></div> 0.3%
406210		10	<div></div> 0.3%
406212		10	<div></div> 0.3%
406303		10	<div></div> 0.3%
407202		10	<div></div> 0.3%
407205		10	<div></div> 0.3%
407303		10	<div></div> 0.3%
407306		10	<div></div> 0.3%
408102		10	<div></div> 0.3%

File : CSEC3D

SubCounty: Sub-county/division/town council

Value	Label	Cases	Percentage
408112		10	<div></div> 0.3%
408113		10	<div></div> 0.3%
409101		10	<div></div> 0.3%
409203		10	<div></div> 0.3%
409301		10	<div></div> 0.3%
410102		10	<div></div> 0.3%
410105		10	<div></div> 0.3%
410201		30	<div></div> 1.0%
410303		10	<div></div> 0.3%
411103		10	<div></div> 0.3%
411203		10	<div></div> 0.3%
411302		10	<div></div> 0.3%
411304		10	<div></div> 0.3%
411402		10	<div></div> 0.3%
411403		10	<div></div> 0.3%
412103		10	<div></div> 0.3%
412201		10	<div></div> 0.3%
412203		10	<div></div> 0.3%
414116		10	<div></div> 0.3%
415105		10	<div></div> 0.3%
415106		10	<div></div> 0.3%
415110		10	<div></div> 0.3%
415114		10	<div></div> 0.3%
417101		10	<div></div> 0.3%
417102		10	<div></div> 0.3%
417104		10	<div></div> 0.3%
417105		10	<div></div> 0.3%
417110		10	<div></div> 0.3%
417114		10	<div></div> 0.3%
418104		10	<div></div> 0.3%
418201		10	<div></div> 0.3%
418202		10	<div></div> 0.3%
418209		10	<div></div> 0.3%
419204		10	<div></div> 0.3%
420107		10	<div></div> 0.3%
420108		10	<div></div> 0.3%
421108		10	<div></div> 0.3%
422102		10	<div></div> 0.3%
423109		10	<div></div> 0.3%
426104		10	<div></div> 0.3%

Warning: these figures indicate the number of cases found in the data file. They cannot be interpreted as summary statistics of the population of interest.

Parish: Parish/ward

Information [Type= discrete] [Format=numeric] [Range= 10120402-42610402] [Missing=*]

File : CSEC3D

Parish: Parish/ward

Statistics [NW/ W] [Valid=3070 /-] [Invalid=0 /-]

Value	Label	Cases	Percentage
10120402		10	0.3%
10210104		10	0.3%
10210108		10	0.3%
10210202		10	0.3%
10210205		10	0.3%
10210206		10	0.3%
10210208		10	0.3%
10210301		10	0.3%
10210302		10	0.3%
10210304		10	0.3%
10210305		20	0.7%
10210306		10	0.3%
10210308		10	0.3%
10210309		20	0.7%
10210312		10	0.3%
10210401		10	0.3%
10210402		10	0.3%
10210410		10	0.3%
10210411		10	0.3%
10210417		10	0.3%
10210419		10	0.3%
10210501		10	0.3%
10210503		10	0.3%
10210504		10	0.3%
10210510		10	0.3%
10210513		10	0.3%
10210515		10	0.3%
10210518		10	0.3%
10310505		10	0.3%
10410204		10	0.3%
10410403		10	0.3%
10410504		10	0.3%
10420804		10	0.3%
10510502		10	0.3%
10610101		10	0.3%
10610109		10	0.3%
10610606		10	0.3%
10710503		10	0.3%
10710505		10	0.3%
10720206		10	0.3%
10730203		10	0.3%
10730507		10	0.3%

File : CSEC3D

Parish: Parish/ward

Value	Label	Cases	Percentage	
10810603		10	<div></div>	0.3%
10830101		10	<div></div>	0.3%
10830105		10	<div></div>	0.3%
10830502		10	<div></div>	0.3%
11010501		10	<div></div>	0.3%
11020306		10	<div></div>	0.3%
11020401		10	<div></div>	0.3%
11020603		10	<div></div>	0.3%
11020704		10	<div></div>	0.3%
11030501		10	<div></div>	0.3%
11030601		10	<div></div>	0.3%
11110201		10	<div></div>	0.3%
11120204		10	<div></div>	0.3%
11120206		10	<div></div>	0.3%
11210203		10	<div></div>	0.3%
11210402		10	<div></div>	0.3%
11220301		10	<div></div>	0.3%
11220403		10	<div></div>	0.3%
11310504		10	<div></div>	0.3%
11310505		10	<div></div>	0.3%
11311102		10	<div></div>	0.3%
11311203		10	<div></div>	0.3%
11311302		10	<div></div>	0.3%
11311306		10	<div></div>	0.3%
11330301		20	<div></div>	0.7%
11330305		10	<div></div>	0.3%
11330403		10	<div></div>	0.3%
11330606		10	<div></div>	0.3%
11330701		10	<div></div>	0.3%
11510302		10	<div></div>	0.3%
11510403		10	<div></div>	0.3%
11520209		10	<div></div>	0.3%
11520307		10	<div></div>	0.3%
11520504		10	<div></div>	0.3%
11520703		10	<div></div>	0.3%
11610205		10	<div></div>	0.3%
11710308		10	<div></div>	0.3%
11710405		10	<div></div>	0.3%
11711003		20	<div></div>	0.7%
11810104		10	<div></div>	0.3%
11910303		10	<div></div>	0.3%
12010502		10	<div></div>	0.3%
12210206		10	<div></div>	0.3%

File : CSEC3D

Parish: Parish/ward

Value	Label	Cases	Percentage	
12210502		10	<div></div>	0.3%
12210602		10	<div></div>	0.3%
12310803		10	<div></div>	0.3%
12410106		10	<div></div>	0.3%
12410302		10	<div></div>	0.3%
12410401		10	<div></div>	0.3%
12410701		10	<div></div>	0.3%
12410802		10	<div></div>	0.3%
20110602		20	<div></div>	0.7%
20111009		10	<div></div>	0.3%
20320203		10	<div></div>	0.3%
20330101		10	<div></div>	0.3%
20330304		10	<div></div>	0.3%
20410103		10	<div></div>	0.3%
20410204		10	<div></div>	0.3%
20420301		10	<div></div>	0.3%
20430101		10	<div></div>	0.3%
20430102		10	<div></div>	0.3%
20430205		10	<div></div>	0.3%
20510401		10	<div></div>	0.3%
20710301		10	<div></div>	0.3%
20810214		20	<div></div>	0.7%
20810404		10	<div></div>	0.3%
20810713		10	<div></div>	0.3%
20920101		10	<div></div>	0.3%
20920104		10	<div></div>	0.3%
21020504		20	<div></div>	0.7%
21110105		10	<div></div>	0.3%
21110303		10	<div></div>	0.3%
21110603		10	<div></div>	0.3%
21210403		10	<div></div>	0.3%
21210504		10	<div></div>	0.3%
21220201		10	<div></div>	0.3%
21230502		10	<div></div>	0.3%
21231101		10	<div></div>	0.3%
21410104		10	<div></div>	0.3%
21410106		10	<div></div>	0.3%
21410202		10	<div></div>	0.3%
21410801		10	<div></div>	0.3%
21411301		10	<div></div>	0.3%
21411303		40	<div></div>	1.3%
21510902		10	<div></div>	0.3%
21511502		10	<div></div>	0.3%

File : CSEC3D

Parish: Parish/ward

Value	Label	Cases	Percentage
21512002		10	<div></div> 0.3%
21620203		20	<div></div> 0.7%
21810302		10	<div></div> 0.3%
21811504		10	<div></div> 0.3%
21910313		10	<div></div> 0.3%
21910317		20	<div></div> 0.7%
22110902		10	<div></div> 0.3%
22110905		10	<div></div> 0.3%
22210602		10	<div></div> 0.3%
22310805		10	<div></div> 0.3%
22312002		10	<div></div> 0.3%
22312101		20	<div></div> 0.7%
22312103		10	<div></div> 0.3%
22312601		10	<div></div> 0.3%
22312801		10	<div></div> 0.3%
22410505		10	<div></div> 0.3%
22510304		10	<div></div> 0.3%
22511103		10	<div></div> 0.3%
22610101		10	<div></div> 0.3%
22610302		10	<div></div> 0.3%
22610303		10	<div></div> 0.3%
22610405		10	<div></div> 0.3%
22810203		10	<div></div> 0.3%
23010709		10	<div></div> 0.3%
23210104		10	<div></div> 0.3%
23220304		10	<div></div> 0.3%
30210102		10	<div></div> 0.3%
30220105		10	<div></div> 0.3%
30220107		10	<div></div> 0.3%
30220302		10	<div></div> 0.3%
30220405		10	<div></div> 0.3%
30220505		10	<div></div> 0.3%
30320102		10	<div></div> 0.3%
30320207		10	<div></div> 0.3%
30320405		10	<div></div> 0.3%
30340204		10	<div></div> 0.3%
30340401		10	<div></div> 0.3%
30340403		10	<div></div> 0.3%
30340507		10	<div></div> 0.3%
30350304		10	<div></div> 0.3%
30350402		10	<div></div> 0.3%
30410201		10	<div></div> 0.3%
30420401		10	<div></div> 0.3%

File : CSEC3D

Parish: Parish/ward

Value	Label	Cases	Percentage	
30420402		10	<div></div>	0.3%
30430104		10	<div></div>	0.3%
30510208		10	<div></div>	0.3%
30610203		10	<div></div>	0.3%
30610301		20	<div></div>	0.7%
30610601		10	<div></div>	0.3%
30710802		10	<div></div>	0.3%
30710803		10	<div></div>	0.3%
30720203		10	<div></div>	0.3%
30810206		10	<div></div>	0.3%
30910205		10	<div></div>	0.3%
30910305		10	<div></div>	0.3%
30920406		10	<div></div>	0.3%
31010202		10	<div></div>	0.3%
31020603		10	<div></div>	0.3%
31020604		10	<div></div>	0.3%
31020706		10	<div></div>	0.3%
31110302		20	<div></div>	0.7%
31130201		10	<div></div>	0.3%
31210502		10	<div></div>	0.3%
31310205		10	<div></div>	0.3%
31310403		10	<div></div>	0.3%
31410304		10	<div></div>	0.3%
31710101		10	<div></div>	0.3%
31710202		10	<div></div>	0.3%
31710605		10	<div></div>	0.3%
31810302		20	<div></div>	0.7%
31810705		10	<div></div>	0.3%
31811402		10	<div></div>	0.3%
31910303		10	<div></div>	0.3%
31910508		10	<div></div>	0.3%
31910702		10	<div></div>	0.3%
32010303		10	<div></div>	0.3%
32010808		10	<div></div>	0.3%
32110304		10	<div></div>	0.3%
32110505		10	<div></div>	0.3%
32110601		10	<div></div>	0.3%
32110706		10	<div></div>	0.3%
32210802		10	<div></div>	0.3%
32211104		10	<div></div>	0.3%
32310403		10	<div></div>	0.3%
32310604		10	<div></div>	0.3%
32310701		10	<div></div>	0.3%

File : CSEC3D

Parish: Parish/ward

Value	Label	Cases	Percentage	
32310802		10	<div></div>	0.3%
32510102		10	<div></div>	0.3%
32510305		10	<div></div>	0.3%
32510306		20	<div></div>	0.7%
32710303		10	<div></div>	0.3%
32910602		10	<div></div>	0.3%
33010701		10	<div></div>	0.3%
33010703		10	<div></div>	0.3%
33011001		10	<div></div>	0.3%
40220705		10	<div></div>	0.3%
40220805		10	<div></div>	0.3%
40310102		10	<div></div>	0.3%
40310505		10	<div></div>	0.3%
40320102		10	<div></div>	0.3%
40320504		10	<div></div>	0.3%
40330104		10	<div></div>	0.3%
40410203		10	<div></div>	0.3%
40420704		10	<div></div>	0.3%
40440303		10	<div></div>	0.3%
40510402		10	<div></div>	0.3%
40520803		10	<div></div>	0.3%
40521103		10	<div></div>	0.3%
40530104		10	<div></div>	0.3%
40530203		10	<div></div>	0.3%
40610804		10	<div></div>	0.3%
40620102		10	<div></div>	0.3%
40621003		10	<div></div>	0.3%
40621201		10	<div></div>	0.3%
40630307		10	<div></div>	0.3%
40720204		10	<div></div>	0.3%
40720501		10	<div></div>	0.3%
40730303		10	<div></div>	0.3%
40730604		10	<div></div>	0.3%
40810201		10	<div></div>	0.3%
40811202		10	<div></div>	0.3%
40811304		10	<div></div>	0.3%
40910104		10	<div></div>	0.3%
40920305		10	<div></div>	0.3%
40930103		10	<div></div>	0.3%
41010204		10	<div></div>	0.3%
41010502		10	<div></div>	0.3%
41020101		30	<div></div>	1.0%
41030306		10	<div></div>	0.3%

File : CSEC3D

Parish: Parish/ward

Value	Label	Cases	Percentage	
41110301		10	<div></div>	0.3%
41120302		10	<div></div>	0.3%
41130202		10	<div></div>	0.3%
41130402		10	<div></div>	0.3%
41140202		10	<div></div>	0.3%
41140303		10	<div></div>	0.3%
41210304		10	<div></div>	0.3%
41220107		10	<div></div>	0.3%
41220304		10	<div></div>	0.3%
41411601		10	<div></div>	0.3%
41510502		10	<div></div>	0.3%
41510608		10	<div></div>	0.3%
41511004		10	<div></div>	0.3%
41511407		10	<div></div>	0.3%
41710101		10	<div></div>	0.3%
41710201		10	<div></div>	0.3%
41710401		10	<div></div>	0.3%
41710501		10	<div></div>	0.3%
41711004		10	<div></div>	0.3%
41711404		10	<div></div>	0.3%
41810403		10	<div></div>	0.3%
41820102		10	<div></div>	0.3%
41820201		10	<div></div>	0.3%
41820907		10	<div></div>	0.3%
41920402		10	<div></div>	0.3%
42010704		10	<div></div>	0.3%
42010803		10	<div></div>	0.3%
42110801		10	<div></div>	0.3%
42210204		10	<div></div>	0.3%
42310905		10	<div></div>	0.3%
42610402		10	<div></div>	0.3%

Warning: these figures indicate the number of cases found in the data file. They cannot be interpreted as summary statistics of the population of interest.

Villagecode: Village code

Information	[Type= discrete] [Format=numeric] [Range= 1012040204-4261040201] [Missing=*]			
Statistics [NW/ W]	[Valid=3070 /-] [Invalid=0 /-]			
Value	Label	Cases	Percentage	
1012040204		10	<div></div>	0.3%
1021010402		10	<div></div>	0.3%
1021010802		10	<div></div>	0.3%
1021020205		10	<div></div>	0.3%
1021020504		10	<div></div>	0.3%
1021020601		10	<div></div>	0.3%
1021020805		10	<div></div>	0.3%

File : CSEC3D

Villagecode: Village code

Value	Label	Cases	Percentage	
1021030109		10	<div></div>	0.3%
1021030203		10	<div></div>	0.3%
1021030412		10	<div></div>	0.3%
1021030504		10	<div></div>	0.3%
1021030509		10	<div></div>	0.3%
1021030606		10	<div></div>	0.3%
1021030803		10	<div></div>	0.3%
1021030904		20	<div></div>	0.7%
1021031208		10	<div></div>	0.3%
1021040102		10	<div></div>	0.3%
1021040203		10	<div></div>	0.3%
1021041002		10	<div></div>	0.3%
1021041118		10	<div></div>	0.3%
1021041701		10	<div></div>	0.3%
1021041903		10	<div></div>	0.3%
1021050106		10	<div></div>	0.3%
1021050307		10	<div></div>	0.3%
1021050405		10	<div></div>	0.3%
1021051004		10	<div></div>	0.3%
1021051305		10	<div></div>	0.3%
1021051506		10	<div></div>	0.3%
1021051832		10	<div></div>	0.3%
1031050505		10	<div></div>	0.3%
1041020405		10	<div></div>	0.3%
1041040304		10	<div></div>	0.3%
1041050403		10	<div></div>	0.3%
1042080404		10	<div></div>	0.3%
1051050201		10	<div></div>	0.3%
1061010108		10	<div></div>	0.3%
1061010902		10	<div></div>	0.3%
1061060602		10	<div></div>	0.3%
1071050302		10	<div></div>	0.3%
1071050503		10	<div></div>	0.3%
1072020601		10	<div></div>	0.3%
1073020305		10	<div></div>	0.3%
1073050702		10	<div></div>	0.3%
1081060309		10	<div></div>	0.3%
1083010101		10	<div></div>	0.3%
1083010505		10	<div></div>	0.3%
1083050204		10	<div></div>	0.3%
1101050107		10	<div></div>	0.3%
1102030601		10	<div></div>	0.3%
1102040107		10	<div></div>	0.3%

File : CSEC3D

Villagecode: Village code

Value	Label	Cases	Percentage	
1102060309		10	<div></div>	0.3%
1102070403		10	<div></div>	0.3%
1103050102		10	<div></div>	0.3%
1103060102		10	<div></div>	0.3%
1111020105		10	<div></div>	0.3%
1112020403		10	<div></div>	0.3%
1112020618		10	<div></div>	0.3%
1121020302		10	<div></div>	0.3%
1121040209		10	<div></div>	0.3%
1122030104		10	<div></div>	0.3%
1122040303		10	<div></div>	0.3%
1131050402		10	<div></div>	0.3%
1131050505		10	<div></div>	0.3%
1131110205		10	<div></div>	0.3%
1131120307		10	<div></div>	0.3%
1131130204		10	<div></div>	0.3%
1131130602		10	<div></div>	0.3%
1133030101		10	<div></div>	0.3%
1133030109		10	<div></div>	0.3%
1133030504		10	<div></div>	0.3%
1133040308		10	<div></div>	0.3%
1133060601		10	<div></div>	0.3%
1133070102		10	<div></div>	0.3%
1151030204		10	<div></div>	0.3%
1151040307		10	<div></div>	0.3%
1152020907		10	<div></div>	0.3%
1152030702		10	<div></div>	0.3%
1152050405		10	<div></div>	0.3%
1152070306		10	<div></div>	0.3%
1161020501		10	<div></div>	0.3%
1171030802		10	<div></div>	0.3%
1171040504		10	<div></div>	0.3%
1171100309		10	<div></div>	0.3%
1171100312		10	<div></div>	0.3%
1181010407		10	<div></div>	0.3%
1191030304		10	<div></div>	0.3%
1201050202		10	<div></div>	0.3%
1221020604		10	<div></div>	0.3%
1221050203		10	<div></div>	0.3%
1221060206		10	<div></div>	0.3%
1231080303		10	<div></div>	0.3%
1241010603		10	<div></div>	0.3%
1241030216		10	<div></div>	0.3%

File : CSEC3D

Villagecode: Village code

Value	Label	Cases	Percentage
1241040102		10	0.3%
1241070106		10	0.3%
1241080210		10	0.3%
2011060205		20	0.7%
2011100902		10	0.3%
2032020304		10	0.3%
2033010101		10	0.3%
2033030403		10	0.3%
2041010302		10	0.3%
2041020405		10	0.3%
2042030105		10	0.3%
2043010103		10	0.3%
2043010202		10	0.3%
2043020514		10	0.3%
2051040101		10	0.3%
2071030105		10	0.3%
2081021402		20	0.7%
2081040401		10	0.3%
2081071301		10	0.3%
2092010105		10	0.3%
2092010401		10	0.3%
2102050401		20	0.7%
2111010504		10	0.3%
2111030302		10	0.3%
2111060303		10	0.3%
2121040306		10	0.3%
2121050407		10	0.3%
2122020101		10	0.3%
2123050204		10	0.3%
2123110101		10	0.3%
2141010403		10	0.3%
2141010604		10	0.3%
2141020206		10	0.3%
2141080105		10	0.3%
2141130103		10	0.3%
2141130307		40	1.3%
2151090208		10	0.3%
2151150202		10	0.3%
2151200204		10	0.3%
2162020306		20	0.7%
2181030213		10	0.3%
2181150401		10	0.3%
2191031301		10	0.3%

File : CSEC3D

Villagecode: Village code

Value	Label	Cases	Percentage
2191031702		20	<div></div> 0.7%
2211090203		10	<div></div> 0.3%
2211090505		10	<div></div> 0.3%
2221060201		10	<div></div> 0.3%
2231080506		10	<div></div> 0.3%
2231200204		10	<div></div> 0.3%
2231210104		10	<div></div> 0.3%
2231210105		10	<div></div> 0.3%
2231210302		10	<div></div> 0.3%
2231260115		10	<div></div> 0.3%
2231280102		10	<div></div> 0.3%
2241050511		10	<div></div> 0.3%
2251030415		10	<div></div> 0.3%
2251110322		10	<div></div> 0.3%
2261010102		10	<div></div> 0.3%
2261030205		10	<div></div> 0.3%
2261030301		10	<div></div> 0.3%
2261040510		10	<div></div> 0.3%
2281020304		10	<div></div> 0.3%
2301070905		10	<div></div> 0.3%
2321010406		10	<div></div> 0.3%
2322030405		10	<div></div> 0.3%
3021010215		10	<div></div> 0.3%
3022010508		10	<div></div> 0.3%
3022010708		10	<div></div> 0.3%
3022030205		10	<div></div> 0.3%
3022040505		10	<div></div> 0.3%
3022050502		10	<div></div> 0.3%
3032010205		10	<div></div> 0.3%
3032020706		10	<div></div> 0.3%
3032040506		10	<div></div> 0.3%
3034020408		10	<div></div> 0.3%
3034040102		10	<div></div> 0.3%
3034040304		10	<div></div> 0.3%
3034050711		10	<div></div> 0.3%
3035030411		10	<div></div> 0.3%
3035040205		10	<div></div> 0.3%
3041020101		10	<div></div> 0.3%
3042040105		10	<div></div> 0.3%
3042040201		10	<div></div> 0.3%
3043010404		10	<div></div> 0.3%
3051020803		10	<div></div> 0.3%
3061020306		10	<div></div> 0.3%

File : CSEC3D

Villagecode: Village code

Value	Label	Cases	Percentage
3061030101		20	<div></div> 0.7%
3061060103		10	<div></div> 0.3%
3071080206		10	<div></div> 0.3%
3071080301		10	<div></div> 0.3%
3072020302		10	<div></div> 0.3%
3081020606		10	<div></div> 0.3%
3091020502		10	<div></div> 0.3%
3091030501		10	<div></div> 0.3%
3092040606		10	<div></div> 0.3%
3101020203		10	<div></div> 0.3%
3102060309		10	<div></div> 0.3%
3102060408		10	<div></div> 0.3%
3102070603		10	<div></div> 0.3%
3111030202		20	<div></div> 0.7%
3113020101		10	<div></div> 0.3%
3121050202		10	<div></div> 0.3%
3131020505		10	<div></div> 0.3%
3131040312		10	<div></div> 0.3%
3141030403		10	<div></div> 0.3%
3171010102		10	<div></div> 0.3%
3171020201		10	<div></div> 0.3%
3171060512		10	<div></div> 0.3%
3181030204		20	<div></div> 0.7%
3181070501		10	<div></div> 0.3%
3181140207		10	<div></div> 0.3%
3191030304		10	<div></div> 0.3%
3191050803		10	<div></div> 0.3%
3191070202		10	<div></div> 0.3%
3201030323		10	<div></div> 0.3%
3201080801		10	<div></div> 0.3%
3211030405		10	<div></div> 0.3%
3211050502		10	<div></div> 0.3%
3211060105		10	<div></div> 0.3%
3211070617		10	<div></div> 0.3%
3221080206		10	<div></div> 0.3%
3221110412		10	<div></div> 0.3%
3231040301		10	<div></div> 0.3%
3231060409		10	<div></div> 0.3%
3231070104		10	<div></div> 0.3%
3231080204		10	<div></div> 0.3%
3251010205		10	<div></div> 0.3%
3251030508		10	<div></div> 0.3%
3251030601		10	<div></div> 0.3%

File : CSEC3D

Villagecode: Village code

Value	Label	Cases	Percentage	
3251030602		10	<div></div>	0.3%
3271030305		10	<div></div>	0.3%
3291060206		10	<div></div>	0.3%
3301070101		10	<div></div>	0.3%
3301070303		10	<div></div>	0.3%
3301100102		10	<div></div>	0.3%
4022070507		10	<div></div>	0.3%
4022080505		10	<div></div>	0.3%
4031010202		10	<div></div>	0.3%
4031050502		10	<div></div>	0.3%
4032010205		10	<div></div>	0.3%
4032050403		10	<div></div>	0.3%
4033010412		10	<div></div>	0.3%
4041020302		10	<div></div>	0.3%
4042070409		10	<div></div>	0.3%
4044030303		10	<div></div>	0.3%
4051040205		10	<div></div>	0.3%
4052080304		10	<div></div>	0.3%
4052110310		10	<div></div>	0.3%
4053010409		10	<div></div>	0.3%
4053020304		10	<div></div>	0.3%
4061080401		10	<div></div>	0.3%
4062010203		10	<div></div>	0.3%
4062100306		10	<div></div>	0.3%
4062120102		10	<div></div>	0.3%
4063030706		10	<div></div>	0.3%
4072020402		10	<div></div>	0.3%
4072050104		10	<div></div>	0.3%
4073030305		10	<div></div>	0.3%
4073060419		10	<div></div>	0.3%
4081020104		10	<div></div>	0.3%
4081120206		10	<div></div>	0.3%
4081130406		10	<div></div>	0.3%
4091010401		10	<div></div>	0.3%
4092030509		10	<div></div>	0.3%
4093010304		10	<div></div>	0.3%
4101020405		10	<div></div>	0.3%
4101050204		10	<div></div>	0.3%
4102010106		10	<div></div>	0.3%
4102010107		20	<div></div>	0.7%
4103030601		10	<div></div>	0.3%
4111030105		10	<div></div>	0.3%
4112030202		10	<div></div>	0.3%

File : CSEC3D

Villagecode: Village code

Value	Label	Cases	Percentage	
4113020204		10	<div></div>	0.3%
4113040203		10	<div></div>	0.3%
4114020204		10	<div></div>	0.3%
4114030308		10	<div></div>	0.3%
4121030414		10	<div></div>	0.3%
4122010704		10	<div></div>	0.3%
4122030405		10	<div></div>	0.3%
4141160106		10	<div></div>	0.3%
4151050204		10	<div></div>	0.3%
4151060812		10	<div></div>	0.3%
4151100404		10	<div></div>	0.3%
4151140703		10	<div></div>	0.3%
4171010109		10	<div></div>	0.3%
4171020103		10	<div></div>	0.3%
4171040107		10	<div></div>	0.3%
4171050107		10	<div></div>	0.3%
4171100404		10	<div></div>	0.3%
4171140402		10	<div></div>	0.3%
4181040301		10	<div></div>	0.3%
4182010203		10	<div></div>	0.3%
4182020104		10	<div></div>	0.3%
4182090702		10	<div></div>	0.3%
4192040205		10	<div></div>	0.3%
4201070403		10	<div></div>	0.3%
4201080309		10	<div></div>	0.3%
4211080107		10	<div></div>	0.3%
4221020401		10	<div></div>	0.3%
4231090509		10	<div></div>	0.3%
4261040201		10	<div></div>	0.3%

Warning: these figures indicate the number of cases found in the data file. They cannot be interpreted as summary statistics of the population of interest.

Payment_ID: CFSchoolPayment

Information		[Type= discrete] [Format=numeric] [Range= 1-10] [Missing=*]		
Statistics [NW/ W]		[Valid=3070 /-] [Invalid=0 /-]		
Value	Label	Cases	Percentage	
1	Development/building fees	307		10.0%
2	Lunch	307		10.0%
3	School uniforms	307		10.0%
4	Exercise books	307		10.0%
5	Text books	307		10.0%
6	Pens and pencils	307		10.0%
7	Geometry sets	307		10.0%
8	Rulers	307		10.0%
9	Coaching Services	307		10.0%

File : CSEC3D

Payment_ID: CFSchoolPayment

Value	Label	Cases	Percentage
10	Other (Specify)	307	<div></div> 10.0%

Warning: these figures indicate the number of cases found in the data file. They cannot be interpreted as summary statistics of the population of interest.

C3DQ26: Does this school provide item to the students?

Information	[Type= discrete] [Format=numeric] [Range= 1-2] [Missing=*]
Statistics [NW/ W]	[Valid=2593 /-] [Invalid=477 /-]

Value	Label	Cases	Percentage
1	Yes	515	<div></div> 19.9%
2	No	2078	<div></div> 80.1%
Sysmiss		477	

Warning: these figures indicate the number of cases found in the data file. They cannot be interpreted as summary statistics of the population of interest.

Other_C3DQ26: Other Payments/Services

Information	[Type= discrete] [Format=character] [Missing=*]
Statistics [NW/ W]	[Valid=142 /-] [Invalid=0 /-]

Value	Label	Cases	Percentage
1		2	<div></div> 1.4%
BALLS SPORTS EQIPMENT, MUSIC INSTRUMENTS		1	<div></div> 0.7%
BOARDING FEE		1	<div></div> 0.7%
BUGDE		1	<div></div> 0.7%
BUILDING FUND		1	<div></div> 0.7%
CHURCH FEE		2	<div></div> 1.4%
CO- CURICULAR ACTIVITIES FEE		1	<div></div> 0.7%
ELECTRICITY, WATCHMAN,TE WELFARE		1	<div></div> 0.7%
EXAM CHARGES		1	<div></div> 0.7%
EXAMA		1	<div></div> 0.7%
EXAMINATION		2	<div></div> 1.4%
EXAMINATION FEES		1	<div></div> 0.7%
EXAMINATION:		2	<div></div> 1.4%
EXAMINATION: FROM P.6 TO P.7		1	<div></div> 0.7%
EXAMS		41	<div></div> 28.9%
EXAMS CHARGES		3	<div></div> 2.1%

File : CSEC3D

Other_C3DQ26: Other Payments/Services

Value	Label	Cases	Percentage
EXAMS AND INCENTIVES		1	0.7%
EXTENDED SERVICES		1	0.7%
Exam fee		1	0.7%
Examinartion fee, Church fee		1	0.7%
Examination		1	0.7%
Examination fee		1	0.7%
Examination fees		1	0.7%
Examination, Utility expensesfee		1	0.7%
Examinations		1	0.7%
FOUNDATION BODY FEES		1	0.7%
Foundation fee		1	0.7%
MANTAINANCE FEE		1	0.7%
MONEY TO PAY EXTRA TEACHERS WHO ARE UNLICENCED		1	0.7%
Mock fees		1	0.7%
NIGHT WATCHMAN, W BILLS, ELECTRICITY BILLS		1	0.7%
PARENTS' CONTRIBUTION TOWARDS TEACHERS' SALARY		1	0.7%
PTA MONEY FOR PAYING EXTRA TEACHERS, WA'		1	0.7%
PTA TEACHERS		1	0.7%
PTA contirbution		1	0.7%
PTA teachers		1	0.7%
REMEDIAL		1	0.7%
REMEDIAL & EXAMINATIO FEES		1	0.7%
REMEDIAL LESONS		1	0.7%
REMEDIAL LESSONS		9	6.3%

File : CSEC3D

Other_C3DQ26: Other Payments/Services



Value	Label	Cases	Percentage
REMIDIAL EXAMS		1	0.7%
REMIDIAL LESSON		1	0.7%
REMIDIAL LESSONS		7	4.9%
REMIDIAL TEACHERING		2	1.4%
REMIDIAL TEACHING		2	1.4%
Remedial lessons		2	1.4%
SARALY FOR PRIVATE TEACHERS		1	0.7%
SCHOOL BUDGE		1	0.7%
SCHOOL FEES		1	0.7%
Sports wear		1	0.7%
TEACHER'S HOUSING		1	0.7%
TEACHERS' LUNCH,ASKAR TESTS		1	0.7%
TERMLY EXAMS		2	1.4%
TIUTION		1	0.7%
TUITIO		1	0.7%
TUITION		3	2.1%
Teachers" lucnch/private teachers" salary and examination		1	0.7%
Tests and some small bills of the school		1	0.7%
accesment feese		1	0.7%
boarding fee		1	0.7%
examination		1	0.7%
examination fee		1	0.7%
exams		5	3.5%
mandatory fee		1	0.7%
remedial lessons		1	0.7%
remidial lessons		2	1.4%
repairing of furniture,		1	0.7%
school bugde		1	0.7%
termly exams		1	0.7%
tuition		2	1.4%

Warning: these figures indicate the number of cases found in the data file. They cannot be interpreted as summary statistics of the population of interest.

File : CSEC3D

C3DQ27: Does the school charge for [Payment_ID]?

Information	[Type= discrete] [Format=numeric] [Range= 1-2] [Missing=*]
Statistics [NW/ W]	[Valid=810 /-] [Invalid=2260 /-]

Value	Label	Cases	Percentage
1	Yes	489	 60.4%
2	No	321	 39.6%
Sysmiss		2260	






Warning: these figures indicate the number of cases found in the data file. They cannot be interpreted as summary statistics of the population of interest.

C3DQ28: What is the average amount charged per child for [Payment_ID]?

Information	[Type= continuous] [Format=numeric] [Range= 0-444000000] [Missing=*]
Statistics [NW/ W]	[Valid=489 /-] [Invalid=2581 /-]

C3DQ29: What is the frequency of payment for [Payment_ID]?




Information	[Type= discrete] [Format=numeric] [Range= 1-8] [Missing=*]
Statistics [NW/ W]	[Valid=489 /-] [Invalid=2581 /-]

Value	Label	Cases	Percentage
1	Annual	39	 8.0%
2	Per term	395	 80.8%
3	Monthly	2	 0.4%
4	When required	51	 10.4%
8	Other (Specify)	2	 0.4%
Sysmiss		2581	

Warning: these figures indicate the number of cases found in the data file. They cannot be interpreted as summary statistics of the population of interest.

Education_Response: Education Response Status




Information	[Type= discrete] [Format=numeric] [Range= 1-3] [Missing=*]
Statistics [NW/ W]	[Valid=2840 /-] [Invalid=230 /-]

Value	Label	Cases	Percentage
1	Completed	1510	 53.2%
2	Partially Done	470	 16.5%
3	Not Done	860	 30.3%
Sysmiss		230	

Warning: these figures indicate the number of cases found in the data file. They cannot be interpreted as summary statistics of the population of interest.

Reason_Edu_Not_Done: Reason Education was not done:

Information	[Type= discrete] [Format=character] [Missing=*]
Statistics [NW/ W]	[Valid=820 /-]

Value	Label	Cases	Percentage
Away for holiday.		10	 1.2%
Away for holidays		10	 1.2%
CALL BACK. PERSON RESPONSIBLE NOT AROUND EVEN ON VISIT 2 ITS		10	 1.2%

File : CSEC3D

Reason_Edu_Not_Done: Reason Education was not done:

Value	Label	Cases	Percentage
STILL AN APPOINTMENT BUT THEY ARE JUST TOSSING ME AROUND			
HOLIDAY		20	<div></div> 2.4%
HOLIDAY & WEEKEND		10	<div></div> 1.2%
HOLIDAY TIME		20	<div></div> 2.4%
HOLIDAY/ MUSIC FESTIVAL		10	<div></div> 1.2%
HOLIDAYS		10	<div></div> 1.2%
Holidays and no teachers around for data		10	<div></div> 1.2%
IT WAS HOLIDAY TIME SO THE SCHOOL WAS CLOSED		10	<div></div> 1.2%
No Contact		10	<div></div> 1.2%
No respondent since the school closed for holiday		10	<div></div> 1.2%
Not done Schools in holidays		10	<div></div> 1.2%
Not done schools in holidays		10	<div></div> 1.2%
OFF for HOLIDAY. HM NOT FOUND		10	<div></div> 1.2%
On holiday		120	<div></div> 14.6%
Over a weekend		10	<div></div> 1.2%
REFUSED		10	<div></div> 1.2%
SCHOOL CLOSED FOR HOLIDAY		40	<div></div> 4.9%
SCHOOL CLOSED FOR HOLIDAYS		30	<div></div> 3.7%
SCHOOL CLOSED FOR HOLIDAYS. NO ONE AROUND		10	<div></div> 1.2%
SCHOOL CLOSED, ITS A WEEKEND		10	<div></div> 1.2%

File : CSEC3D

Reason_Edu_Not_Done: Reason Education was not done:

Value	Label	Cases	Percentage
SCHOOL IN HOLIDAY		40	<div><div></div></div> 4.9%
SCHOOL IN HOLIDAYS		10	<div><div></div></div> 1.2%
SCHOOL WAS CLOSED FOR HOLIDAYS		10	<div><div></div></div> 1.2%
SCHOOL WAS CLOSED IT WAS HOLIDAYS		10	<div><div></div></div> 1.2%
SCHOOLS IN HOLIDAYS		10	<div><div></div></div> 1.2%
SCHOOLS IN HOLIDAYS FULLY CLOSED		10	<div><div></div></div> 1.2%
Schools in holidays		10	<div><div></div></div> 1.2%
Shools in holidays		10	<div><div></div></div> 1.2%
THE SCHOOL HAD CLOSED FOR HOLIDAYS		10	<div><div></div></div> 1.2%
THE SCHOOL WAS CLOSED BECAUSE IT WAS HOLIDAY TIME		10	<div><div></div></div> 1.2%
THE SCHOOL WAS CLOSED FOR HOLIDAYS		20	<div><div></div></div> 2.4%
THE SCHOOL WAS CLOSED SINCE IT WAS STILL HOLIDAY TIME		10	<div><div></div></div> 1.2%
THE SCHOOL WAS STILL CLOSED FOR HOLIDAYS		10	<div><div></div></div> 1.2%
The school was still closed for holidays		10	<div><div></div></div> 1.2%
WEEKEND		20	<div><div></div></div> 2.4%
Weekend		10	<div><div></div></div> 1.2%
holiday		60	<div><div></div></div> 7.3%
holiday time		20	<div><div></div></div> 2.4%
holidays		20	<div><div></div></div> 2.4%
no one was present at school		10	<div><div></div></div> 1.2%

File : CSEC3D

Reason_Edu_Not_Done: Reason Education was not done:

Value	Label	Cases	Percentage
no school at the island		10	<div></div> 1.2%
not school day, weekend		10	<div></div> 1.2%
on holiday		10	<div></div> 1.2%
school closed for holidays		20	<div></div> 2.4%
school closed for holidays.no one found to respond		10	<div></div> 1.2%
schools in holidays		20	<div></div> 2.4%
weekend		20	<div></div> 2.4%

Warning: these figures indicate the number of cases found in the data file. They cannot be interpreted as summary statistics of the population of interest.

File : CSEC3E

District_Name: District name

Information [Type= discrete] [Format=numeric] [Range= 101-426] [Missing=*]

Statistics [NW/ W] [Valid=570 /-] [Invalid=0 /-]

Value	Label	Cases	Percentage
101		1	0.2%
102		54	9.5%
103		1	0.2%
104		7	1.2%
105		2	0.4%
106		5	0.9%
107		5	0.9%
108		5	0.9%
110		10	1.8%
111		6	1.1%
112		6	1.1%
113		17	3.0%
115		9	1.6%
116		2	0.4%
117		5	0.9%
118		2	0.4%
119		2	0.4%
120		1	0.2%
122		5	0.9%
123		2	0.4%
124		7	1.2%
201		8	1.4%
203		4	0.7%
204		15	2.6%
205		2	0.4%
207		2	0.4%
208		8	1.4%
209		3	0.5%
210		8	1.4%
211		6	1.1%
212		9	1.6%
214		14	2.5%
215		6	1.1%
216		4	0.7%
218		3	0.5%
219		6	1.1%
221		4	0.7%
222		2	0.4%
223		14	2.5%
224		3	0.5%
225		4	0.7%

File : CSEC3E

District_Name: District name

Value	Label	Cases	Percentage
226		8	1.4%
228		2	0.4%
230		2	0.4%
232		4	0.7%
302		11	1.9%
303		18	3.2%
304		8	1.4%
305		2	0.4%
306		8	1.4%
307		6	1.1%
308		2	0.4%
309		4	0.7%
310		7	1.2%
311		4	0.7%
312		2	0.4%
313		4	0.7%
314		2	0.4%
317		6	1.1%
318		8	1.4%
319		6	1.1%
320		4	0.7%
321		8	1.4%
322		4	0.7%
323		8	1.4%
325		8	1.4%
327		1	0.2%
329		2	0.4%
330		5	0.9%
402		4	0.7%
403		8	1.4%
404		6	1.1%
405		10	1.8%
406		12	2.1%
407		5	0.9%
408		6	1.1%
409		8	1.4%
410		12	2.1%
411		10	1.8%
412		6	1.1%
414		2	0.4%
415		11	1.9%
417		14	2.5%
418		7	1.2%

File : CSEC3E

District_Name: District name

Value	Label	Cases	Percentage
419		2	0.4%
420		4	0.7%
421		3	0.5%
422		2	0.4%
423		1	0.2%
426		4	0.7%

Warning: these figures indicate the number of cases found in the data file. They cannot be interpreted as summary statistics of the population of interest.

SubCounty: Sub-county/division/town council

Information	[Type= discrete] [Format=numeric] [Range= 101204-426104] [Missing=*]
Statistics [NW/ W]	[Valid=570 /-] [Invalid=0 /-]

Value	Label	Cases	Percentage
101204		1	0.2%
102101		4	0.7%
102102		7	1.2%
102103		21	3.7%
102104		10	1.8%
102105		12	2.1%
103105		1	0.2%
104102		1	0.2%
104104		2	0.4%
104105		2	0.4%
104208		2	0.4%
105105		2	0.4%
106101		3	0.5%
106106		2	0.4%
107105		2	0.4%
107202		1	0.2%
107302		1	0.2%
107305		1	0.2%
108106		1	0.2%
108301		2	0.4%
108305		2	0.4%
110105		1	0.2%
110203		2	0.4%
110204		1	0.2%
110206		1	0.2%
110207		1	0.2%
110305		2	0.4%
110306		2	0.4%
111102		2	0.4%
111202		4	0.7%
112102		1	0.2%
112104		2	0.4%

File : CSEC3E

SubCounty: Sub-county/division/town council

Value	Label	Cases	Percentage
112203		1	0.2%
112204		2	0.4%
113105		3	0.5%
113111		1	0.2%
113112		2	0.4%
113113		2	0.4%
113303		4	0.7%
113304		2	0.4%
113306		2	0.4%
113307		1	0.2%
115103		1	0.2%
115104		3	0.5%
115202		1	0.2%
115203		1	0.2%
115205		2	0.4%
115207		1	0.2%
116102		2	0.4%
117103		1	0.2%
117104		1	0.2%
117110		3	0.5%
118101		2	0.4%
119103		2	0.4%
120105		1	0.2%
122102		1	0.2%
122105		2	0.4%
122106		2	0.4%
123108		2	0.4%
124101		2	0.4%
124103		1	0.2%
124104		1	0.2%
124107		1	0.2%
124108		2	0.4%
201106		6	1.1%
201110		2	0.4%
203202		1	0.2%
203301		2	0.4%
203303		1	0.2%
204101		2	0.4%
204102		3	0.5%
204203		3	0.5%
204301		5	0.9%
204302		2	0.4%
205104		2	0.4%

File : CSEC3E

SubCounty: Sub-county/division/town council

Value	Label	Cases	Percentage
207103		2	0.4%
208102		4	0.7%
208104		2	0.4%
208107		2	0.4%
209201		3	0.5%
210205		8	1.4%
211101		2	0.4%
211103		2	0.4%
211106		2	0.4%
212104		2	0.4%
212105		2	0.4%
212202		2	0.4%
212305		1	0.2%
212311		2	0.4%
214101		4	0.7%
214102		3	0.5%
214108		1	0.2%
214113		6	1.1%
215109		2	0.4%
215115		2	0.4%
215120		2	0.4%
216202		4	0.7%
218103		1	0.2%
218115		2	0.4%
219103		6	1.1%
221109		4	0.7%
222106		2	0.4%
223108		2	0.4%
223120		2	0.4%
223121		6	1.1%
223126		2	0.4%
223128		2	0.4%
224105		3	0.5%
225103		2	0.4%
225111		2	0.4%
226101		2	0.4%
226103		4	0.7%
226104		2	0.4%
228102		2	0.4%
230107		2	0.4%
232101		2	0.4%
232203		2	0.4%
302101		2	0.4%

File : CSEC3E

SubCounty: Sub-county/division/town council

Value	Label	Cases	Percentage
302201		3	<div></div> 0.5%
302203		2	<div></div> 0.4%
302204		2	<div></div> 0.4%
302205		2	<div></div> 0.4%
303201		2	<div></div> 0.4%
303202		2	<div></div> 0.4%
303204		2	<div></div> 0.4%
303402		2	<div></div> 0.4%
303404		4	<div></div> 0.7%
303405		2	<div></div> 0.4%
303503		2	<div></div> 0.4%
303504		2	<div></div> 0.4%
304102		2	<div></div> 0.4%
304204		4	<div></div> 0.7%
304301		2	<div></div> 0.4%
305102		2	<div></div> 0.4%
306102		2	<div></div> 0.4%
306103		4	<div></div> 0.7%
306106		2	<div></div> 0.4%
307108		4	<div></div> 0.7%
307202		2	<div></div> 0.4%
308102		2	<div></div> 0.4%
309102		1	<div></div> 0.2%
309103		1	<div></div> 0.2%
309204		2	<div></div> 0.4%
310102		2	<div></div> 0.4%
310206		4	<div></div> 0.7%
310207		1	<div></div> 0.2%
311103		2	<div></div> 0.4%
311302		2	<div></div> 0.4%
312105		2	<div></div> 0.4%
313102		2	<div></div> 0.4%
313104		2	<div></div> 0.4%
314103		2	<div></div> 0.4%
317101		2	<div></div> 0.4%
317102		2	<div></div> 0.4%
317106		2	<div></div> 0.4%
318103		4	<div></div> 0.7%
318107		2	<div></div> 0.4%
318114		2	<div></div> 0.4%
319103		2	<div></div> 0.4%
319105		2	<div></div> 0.4%
319107		2	<div></div> 0.4%

File : CSEC3E

SubCounty: Sub-county/division/town council

Value	Label	Cases	Percentage
320103		2	<div></div> 0.4%
320108		2	<div></div> 0.4%
321103		2	<div></div> 0.4%
321105		2	<div></div> 0.4%
321106		2	<div></div> 0.4%
321107		2	<div></div> 0.4%
322108		2	<div></div> 0.4%
322111		2	<div></div> 0.4%
323104		2	<div></div> 0.4%
323106		2	<div></div> 0.4%
323107		2	<div></div> 0.4%
323108		2	<div></div> 0.4%
325101		2	<div></div> 0.4%
325103		6	<div></div> 1.1%
327103		1	<div></div> 0.2%
329106		2	<div></div> 0.4%
330107		4	<div></div> 0.7%
330110		1	<div></div> 0.2%
402207		2	<div></div> 0.4%
402208		2	<div></div> 0.4%
403101		2	<div></div> 0.4%
403105		2	<div></div> 0.4%
403201		2	<div></div> 0.4%
403205		1	<div></div> 0.2%
403301		1	<div></div> 0.2%
404102		2	<div></div> 0.4%
404207		2	<div></div> 0.4%
404403		2	<div></div> 0.4%
405104		2	<div></div> 0.4%
405208		1	<div></div> 0.2%
405211		2	<div></div> 0.4%
405301		3	<div></div> 0.5%
405302		2	<div></div> 0.4%
406108		3	<div></div> 0.5%
406201		1	<div></div> 0.2%
406210		3	<div></div> 0.5%
406212		2	<div></div> 0.4%
406303		3	<div></div> 0.5%
407202		1	<div></div> 0.2%
407205		1	<div></div> 0.2%
407303		2	<div></div> 0.4%
407306		1	<div></div> 0.2%
408102		2	<div></div> 0.4%

File : CSEC3E

SubCounty: Sub-county/division/town council

Value	Label	Cases	Percentage
408112		2	<div></div> 0.4%
408113		2	<div></div> 0.4%
409101		2	<div></div> 0.4%
409203		3	<div></div> 0.5%
409301		3	<div></div> 0.5%
410102		4	<div></div> 0.7%
410105		2	<div></div> 0.4%
410201		4	<div></div> 0.7%
410303		2	<div></div> 0.4%
411103		2	<div></div> 0.4%
411203		2	<div></div> 0.4%
411302		1	<div></div> 0.2%
411304		2	<div></div> 0.4%
411402		1	<div></div> 0.2%
411403		2	<div></div> 0.4%
412103		2	<div></div> 0.4%
412201		2	<div></div> 0.4%
412203		2	<div></div> 0.4%
414116		2	<div></div> 0.4%
415105		3	<div></div> 0.5%
415106		3	<div></div> 0.5%
415110		3	<div></div> 0.5%
415114		2	<div></div> 0.4%
417101		2	<div></div> 0.4%
417102		2	<div></div> 0.4%
417104		2	<div></div> 0.4%
417105		2	<div></div> 0.4%
417110		2	<div></div> 0.4%
417114		4	<div></div> 0.7%
418104		2	<div></div> 0.4%
418201		1	<div></div> 0.2%
418202		2	<div></div> 0.4%
418209		2	<div></div> 0.4%
419204		2	<div></div> 0.4%
420107		2	<div></div> 0.4%
420108		2	<div></div> 0.4%
421108		3	<div></div> 0.5%
422102		2	<div></div> 0.4%
423109		1	<div></div> 0.2%
426104		4	<div></div> 0.7%

Warning: these figures indicate the number of cases found in the data file. They cannot be interpreted as summary statistics of the population of interest.

Parish: Parish/ward

Information [Type= discrete] [Format=numeric] [Range= 10120402-42610402] [Missing=*]

File : CSEC3E

Parish: Parish/ward

Statistics [NW/ W] [Valid=570 /-] [Invalid=0 /-]

Value	Label	Cases	Percentage
10120402		1	0.2%
10210104		2	0.4%
10210108		2	0.4%
10210202		1	0.2%
10210205		2	0.4%
10210206		2	0.4%
10210208		2	0.4%
10210301		2	0.4%
10210302		3	0.5%
10210304		1	0.2%
10210305		4	0.7%
10210306		2	0.4%
10210308		2	0.4%
10210309		4	0.7%
10210312		3	0.5%
10210401		2	0.4%
10210402		1	0.2%
10210410		2	0.4%
10210411		1	0.2%
10210417		2	0.4%
10210419		2	0.4%
10210501		2	0.4%
10210503		1	0.2%
10210504		2	0.4%
10210510		1	0.2%
10210513		2	0.4%
10210515		2	0.4%
10210518		2	0.4%
10310505		1	0.2%
10410204		1	0.2%
10410403		2	0.4%
10410504		2	0.4%
10420804		2	0.4%
10510502		2	0.4%
10610101		1	0.2%
10610109		2	0.4%
10610606		2	0.4%
10710503		1	0.2%
10710505		1	0.2%
10720206		1	0.2%
10730203		1	0.2%
10730507		1	0.2%

File : CSEC3E

Parish: Parish/ward

Value	Label	Cases	Percentage
10810603		1	<div></div> 0.2%
10830101		1	<div></div> 0.2%
10830105		1	<div></div> 0.2%
10830502		2	<div></div> 0.4%
11010501		1	<div></div> 0.2%
11020306		2	<div></div> 0.4%
11020401		1	<div></div> 0.2%
11020603		1	<div></div> 0.2%
11020704		1	<div></div> 0.2%
11030501		2	<div></div> 0.4%
11030601		2	<div></div> 0.4%
11110201		2	<div></div> 0.4%
11120204		2	<div></div> 0.4%
11120206		2	<div></div> 0.4%
11210203		1	<div></div> 0.2%
11210402		2	<div></div> 0.4%
11220301		1	<div></div> 0.2%
11220403		2	<div></div> 0.4%
11310504		1	<div></div> 0.2%
11310505		2	<div></div> 0.4%
11311102		1	<div></div> 0.2%
11311203		2	<div></div> 0.4%
11311302		1	<div></div> 0.2%
11311306		1	<div></div> 0.2%
11330301		3	<div></div> 0.5%
11330305		1	<div></div> 0.2%
11330403		2	<div></div> 0.4%
11330606		2	<div></div> 0.4%
11330701		1	<div></div> 0.2%
11510302		1	<div></div> 0.2%
11510403		3	<div></div> 0.5%
11520209		1	<div></div> 0.2%
11520307		1	<div></div> 0.2%
11520504		2	<div></div> 0.4%
11520703		1	<div></div> 0.2%
11610205		2	<div></div> 0.4%
11710308		1	<div></div> 0.2%
11710405		1	<div></div> 0.2%
11711003		3	<div></div> 0.5%
11810104		2	<div></div> 0.4%
11910303		2	<div></div> 0.4%
12010502		1	<div></div> 0.2%
12210206		1	<div></div> 0.2%

File : CSEC3E

Parish: Parish/ward

Value	Label	Cases	Percentage
12210502		2	0.4%
12210602		2	0.4%
12310803		2	0.4%
12410106		2	0.4%
12410302		1	0.2%
12410401		1	0.2%
12410701		1	0.2%
12410802		2	0.4%
20110602		6	1.1%
20111009		2	0.4%
20320203		1	0.2%
20330101		2	0.4%
20330304		1	0.2%
20410103		2	0.4%
20410204		3	0.5%
20420301		3	0.5%
20430101		3	0.5%
20430102		2	0.4%
20430205		2	0.4%
20510401		2	0.4%
20710301		2	0.4%
20810214		4	0.7%
20810404		2	0.4%
20810713		2	0.4%
20920101		2	0.4%
20920104		1	0.2%
21020504		8	1.4%
21110105		2	0.4%
21110303		2	0.4%
21110603		2	0.4%
21210403		2	0.4%
21210504		2	0.4%
21220201		2	0.4%
21230502		1	0.2%
21231101		2	0.4%
21410104		2	0.4%
21410106		2	0.4%
21410202		3	0.5%
21410801		1	0.2%
21411301		2	0.4%
21411303		4	0.7%
21510902		2	0.4%
21511502		2	0.4%

File : CSEC3E

Parish: Parish/ward

Value	Label	Cases	Percentage
21512002		2	<div></div> 0.4%
21620203		4	<div></div> 0.7%
21810302		1	<div></div> 0.2%
21811504		2	<div></div> 0.4%
21910313		2	<div></div> 0.4%
21910317		4	<div></div> 0.7%
22110902		2	<div></div> 0.4%
22110905		2	<div></div> 0.4%
22210602		2	<div></div> 0.4%
22310805		2	<div></div> 0.4%
22312002		2	<div></div> 0.4%
22312101		4	<div></div> 0.7%
22312103		2	<div></div> 0.4%
22312601		2	<div></div> 0.4%
22312801		2	<div></div> 0.4%
22410505		3	<div></div> 0.5%
22510304		2	<div></div> 0.4%
22511103		2	<div></div> 0.4%
22610101		2	<div></div> 0.4%
22610302		2	<div></div> 0.4%
22610303		2	<div></div> 0.4%
22610405		2	<div></div> 0.4%
22810203		2	<div></div> 0.4%
23010709		2	<div></div> 0.4%
23210104		2	<div></div> 0.4%
23220304		2	<div></div> 0.4%
30210102		2	<div></div> 0.4%
30220105		2	<div></div> 0.4%
30220107		1	<div></div> 0.2%
30220302		2	<div></div> 0.4%
30220405		2	<div></div> 0.4%
30220505		2	<div></div> 0.4%
30320102		2	<div></div> 0.4%
30320207		2	<div></div> 0.4%
30320405		2	<div></div> 0.4%
30340204		2	<div></div> 0.4%
30340401		2	<div></div> 0.4%
30340403		2	<div></div> 0.4%
30340507		2	<div></div> 0.4%
30350304		2	<div></div> 0.4%
30350402		2	<div></div> 0.4%
30410201		2	<div></div> 0.4%
30420401		2	<div></div> 0.4%

File : CSEC3E

Parish: Parish/ward

Value	Label	Cases	Percentage
30420402		2	<div></div> 0.4%
30430104		2	<div></div> 0.4%
30510208		2	<div></div> 0.4%
30610203		2	<div></div> 0.4%
30610301		4	<div></div> 0.7%
30610601		2	<div></div> 0.4%
30710802		2	<div></div> 0.4%
30710803		2	<div></div> 0.4%
30720203		2	<div></div> 0.4%
30810206		2	<div></div> 0.4%
30910205		1	<div></div> 0.2%
30910305		1	<div></div> 0.2%
30920406		2	<div></div> 0.4%
31010202		2	<div></div> 0.4%
31020603		2	<div></div> 0.4%
31020604		2	<div></div> 0.4%
31020706		1	<div></div> 0.2%
31110302		2	<div></div> 0.4%
31130201		2	<div></div> 0.4%
31210502		2	<div></div> 0.4%
31310205		2	<div></div> 0.4%
31310403		2	<div></div> 0.4%
31410304		2	<div></div> 0.4%
31710101		2	<div></div> 0.4%
31710202		2	<div></div> 0.4%
31710605		2	<div></div> 0.4%
31810302		4	<div></div> 0.7%
31810705		2	<div></div> 0.4%
31811402		2	<div></div> 0.4%
31910303		2	<div></div> 0.4%
31910508		2	<div></div> 0.4%
31910702		2	<div></div> 0.4%
32010303		2	<div></div> 0.4%
32010808		2	<div></div> 0.4%
32110304		2	<div></div> 0.4%
32110505		2	<div></div> 0.4%
32110601		2	<div></div> 0.4%
32110706		2	<div></div> 0.4%
32210802		2	<div></div> 0.4%
32211104		2	<div></div> 0.4%
32310403		2	<div></div> 0.4%
32310604		2	<div></div> 0.4%
32310701		2	<div></div> 0.4%

File : CSEC3E

Parish: Parish/ward

Value	Label	Cases	Percentage
32310802		2	<div></div> 0.4%
32510102		2	<div></div> 0.4%
32510305		2	<div></div> 0.4%
32510306		4	<div></div> 0.7%
32710303		1	<div></div> 0.2%
32910602		2	<div></div> 0.4%
33010701		2	<div></div> 0.4%
33010703		2	<div></div> 0.4%
33011001		1	<div></div> 0.2%
40220705		2	<div></div> 0.4%
40220805		2	<div></div> 0.4%
40310102		2	<div></div> 0.4%
40310505		2	<div></div> 0.4%
40320102		2	<div></div> 0.4%
40320504		1	<div></div> 0.2%
40330104		1	<div></div> 0.2%
40410203		2	<div></div> 0.4%
40420704		2	<div></div> 0.4%
40440303		2	<div></div> 0.4%
40510402		2	<div></div> 0.4%
40520803		1	<div></div> 0.2%
40521103		2	<div></div> 0.4%
40530104		3	<div></div> 0.5%
40530203		2	<div></div> 0.4%
40610804		3	<div></div> 0.5%
40620102		1	<div></div> 0.2%
40621003		3	<div></div> 0.5%
40621201		2	<div></div> 0.4%
40630307		3	<div></div> 0.5%
40720204		1	<div></div> 0.2%
40720501		1	<div></div> 0.2%
40730303		2	<div></div> 0.4%
40730604		1	<div></div> 0.2%
40810201		2	<div></div> 0.4%
40811202		2	<div></div> 0.4%
40811304		2	<div></div> 0.4%
40910104		2	<div></div> 0.4%
40920305		3	<div></div> 0.5%
40930103		3	<div></div> 0.5%
41010204		4	<div></div> 0.7%
41010502		2	<div></div> 0.4%
41020101		4	<div></div> 0.7%
41030306		2	<div></div> 0.4%

File : CSEC3E

Parish: Parish/ward

Value	Label	Cases	Percentage
41110301		2	<div><div></div></div> 0.4%
41120302		2	<div><div></div></div> 0.4%
41130202		1	<div><div></div></div> 0.2%
41130402		2	<div><div></div></div> 0.4%
41140202		1	<div><div></div></div> 0.2%
41140303		2	<div><div></div></div> 0.4%
41210304		2	<div><div></div></div> 0.4%
41220107		2	<div><div></div></div> 0.4%
41220304		2	<div><div></div></div> 0.4%
41411601		2	<div><div></div></div> 0.4%
41510502		3	<div><div></div></div> 0.5%
41510608		3	<div><div></div></div> 0.5%
41511004		3	<div><div></div></div> 0.5%
41511407		2	<div><div></div></div> 0.4%
41710101		2	<div><div></div></div> 0.4%
41710201		2	<div><div></div></div> 0.4%
41710401		2	<div><div></div></div> 0.4%
41710501		2	<div><div></div></div> 0.4%
41711004		2	<div><div></div></div> 0.4%
41711404		4	<div><div></div></div> 0.7%
41810403		2	<div><div></div></div> 0.4%
41820102		1	<div><div></div></div> 0.2%
41820201		2	<div><div></div></div> 0.4%
41820907		2	<div><div></div></div> 0.4%
41920402		2	<div><div></div></div> 0.4%
42010704		2	<div><div></div></div> 0.4%
42010803		2	<div><div></div></div> 0.4%
42110801		3	<div><div></div></div> 0.5%
42210204		2	<div><div></div></div> 0.4%
42310905		1	<div><div></div></div> 0.2%
42610402		4	<div><div></div></div> 0.7%

Warning: these figures indicate the number of cases found in the data file. They cannot be interpreted as summary statistics of the population of interest.

Villagecode: Village code

Information	[Type= discrete] [Format=numeric] [Range= 1012040204-4261040201] [Missing=*]		
Statistics [NW/ W]	[Valid=570 /-] [Invalid=0 /-]		
Value	Label	Cases	Percentage
1012040204		1	<div><div></div></div> 0.2%
1021010402		2	<div><div></div></div> 0.4%
1021010802		2	<div><div></div></div> 0.4%
1021020205		1	<div><div></div></div> 0.2%
1021020504		2	<div><div></div></div> 0.4%
1021020601		2	<div><div></div></div> 0.4%
1021020805		2	<div><div></div></div> 0.4%

File : CSEC3E

Villagecode: Village code

Value	Label	Cases	Percentage
1021030109		2	0.4%
1021030203		3	0.5%
1021030412		1	0.2%
1021030504		2	0.4%
1021030509		2	0.4%
1021030606		2	0.4%
1021030803		2	0.4%
1021030904		4	0.7%
1021031208		3	0.5%
1021040102		2	0.4%
1021040203		1	0.2%
1021041002		2	0.4%
1021041118		1	0.2%
1021041701		2	0.4%
1021041903		2	0.4%
1021050106		2	0.4%
1021050307		1	0.2%
1021050405		2	0.4%
1021051004		1	0.2%
1021051305		2	0.4%
1021051506		2	0.4%
1021051832		2	0.4%
1031050505		1	0.2%
1041020405		1	0.2%
1041040304		2	0.4%
1041050403		2	0.4%
1042080404		2	0.4%
1051050201		2	0.4%
1061010108		1	0.2%
1061010902		2	0.4%
1061060602		2	0.4%
1071050302		1	0.2%
1071050503		1	0.2%
1072020601		1	0.2%
1073020305		1	0.2%
1073050702		1	0.2%
1081060309		1	0.2%
1083010101		1	0.2%
1083010505		1	0.2%
1083050204		2	0.4%
1101050107		1	0.2%
1102030601		2	0.4%
1102040107		1	0.2%

File : CSEC3E

Villagecode: Village code

Value	Label	Cases	Percentage
1102060309		1	<div></div> 0.2%
1102070403		1	<div></div> 0.2%
1103050102		2	<div></div> 0.4%
1103060102		2	<div></div> 0.4%
1111020105		2	<div></div> 0.4%
1112020403		2	<div></div> 0.4%
1112020618		2	<div></div> 0.4%
1121020302		1	<div></div> 0.2%
1121040209		2	<div></div> 0.4%
1122030104		1	<div></div> 0.2%
1122040303		2	<div></div> 0.4%
1131050402		1	<div></div> 0.2%
1131050505		2	<div></div> 0.4%
1131110205		1	<div></div> 0.2%
1131120307		2	<div></div> 0.4%
1131130204		1	<div></div> 0.2%
1131130602		1	<div></div> 0.2%
1133030101		2	<div></div> 0.4%
1133030109		1	<div></div> 0.2%
1133030504		1	<div></div> 0.2%
1133040308		2	<div></div> 0.4%
1133060601		2	<div></div> 0.4%
1133070102		1	<div></div> 0.2%
1151030204		1	<div></div> 0.2%
1151040307		3	<div></div> 0.5%
1152020907		1	<div></div> 0.2%
1152030702		1	<div></div> 0.2%
1152050405		2	<div></div> 0.4%
1152070306		1	<div></div> 0.2%
1161020501		2	<div></div> 0.4%
1171030802		1	<div></div> 0.2%
1171040504		1	<div></div> 0.2%
1171100309		1	<div></div> 0.2%
1171100312		2	<div></div> 0.4%
1181010407		2	<div></div> 0.4%
1191030304		2	<div></div> 0.4%
1201050202		1	<div></div> 0.2%
1221020604		1	<div></div> 0.2%
1221050203		2	<div></div> 0.4%
1221060206		2	<div></div> 0.4%
1231080303		2	<div></div> 0.4%
1241010603		2	<div></div> 0.4%
1241030216		1	<div></div> 0.2%

File : CSEC3E

Villagecode: Village code

Value	Label	Cases	Percentage
1241040102		1	0.2%
1241070106		1	0.2%
1241080210		2	0.4%
2011060205		6	1.1%
2011100902		2	0.4%
2032020304		1	0.2%
2033010101		2	0.4%
2033030403		1	0.2%
2041010302		2	0.4%
2041020405		3	0.5%
2042030105		3	0.5%
2043010103		3	0.5%
2043010202		2	0.4%
2043020514		2	0.4%
2051040101		2	0.4%
2071030105		2	0.4%
2081021402		4	0.7%
2081040401		2	0.4%
2081071301		2	0.4%
2092010105		2	0.4%
2092010401		1	0.2%
2102050401		8	1.4%
2111010504		2	0.4%
2111030302		2	0.4%
2111060303		2	0.4%
2121040306		2	0.4%
2121050407		2	0.4%
2122020101		2	0.4%
2123050204		1	0.2%
2123110101		2	0.4%
2141010403		2	0.4%
2141010604		2	0.4%
2141020206		3	0.5%
2141080105		1	0.2%
2141130103		2	0.4%
2141130307		4	0.7%
2151090208		2	0.4%
2151150202		2	0.4%
2151200204		2	0.4%
2162020306		4	0.7%
2181030213		1	0.2%
2181150401		2	0.4%
2191031301		2	0.4%

File : CSEC3E

Villagecode: Village code

Value	Label	Cases	Percentage
2191031702		4	<div></div> 0.7%
2211090203		2	<div></div> 0.4%
2211090505		2	<div></div> 0.4%
2221060201		2	<div></div> 0.4%
2231080506		2	<div></div> 0.4%
2231200204		2	<div></div> 0.4%
2231210104		2	<div></div> 0.4%
2231210105		2	<div></div> 0.4%
2231210302		2	<div></div> 0.4%
2231260115		2	<div></div> 0.4%
2231280102		2	<div></div> 0.4%
2241050511		3	<div></div> 0.5%
2251030415		2	<div></div> 0.4%
2251110322		2	<div></div> 0.4%
2261010102		2	<div></div> 0.4%
2261030205		2	<div></div> 0.4%
2261030301		2	<div></div> 0.4%
2261040510		2	<div></div> 0.4%
2281020304		2	<div></div> 0.4%
2301070905		2	<div></div> 0.4%
2321010406		2	<div></div> 0.4%
2322030405		2	<div></div> 0.4%
3021010215		2	<div></div> 0.4%
3022010508		2	<div></div> 0.4%
3022010708		1	<div></div> 0.2%
3022030205		2	<div></div> 0.4%
3022040505		2	<div></div> 0.4%
3022050502		2	<div></div> 0.4%
3032010205		2	<div></div> 0.4%
3032020706		2	<div></div> 0.4%
3032040506		2	<div></div> 0.4%
3034020408		2	<div></div> 0.4%
3034040102		2	<div></div> 0.4%
3034040304		2	<div></div> 0.4%
3034050711		2	<div></div> 0.4%
3035030411		2	<div></div> 0.4%
3035040205		2	<div></div> 0.4%
3041020101		2	<div></div> 0.4%
3042040105		2	<div></div> 0.4%
3042040201		2	<div></div> 0.4%
3043010404		2	<div></div> 0.4%
3051020803		2	<div></div> 0.4%
3061020306		2	<div></div> 0.4%

File : CSEC3E

Villagecode: Village code

Value	Label	Cases	Percentage
3061030101		4	<div></div> 0.7%
3061060103		2	<div></div> 0.4%
3071080206		2	<div></div> 0.4%
3071080301		2	<div></div> 0.4%
3072020302		2	<div></div> 0.4%
3081020606		2	<div></div> 0.4%
3091020502		1	<div></div> 0.2%
3091030501		1	<div></div> 0.2%
3092040606		2	<div></div> 0.4%
3101020203		2	<div></div> 0.4%
3102060309		2	<div></div> 0.4%
3102060408		2	<div></div> 0.4%
3102070603		1	<div></div> 0.2%
3111030202		2	<div></div> 0.4%
3113020101		2	<div></div> 0.4%
3121050202		2	<div></div> 0.4%
3131020505		2	<div></div> 0.4%
3131040312		2	<div></div> 0.4%
3141030403		2	<div></div> 0.4%
3171010102		2	<div></div> 0.4%
3171020201		2	<div></div> 0.4%
3171060512		2	<div></div> 0.4%
3181030204		4	<div></div> 0.7%
3181070501		2	<div></div> 0.4%
3181140207		2	<div></div> 0.4%
3191030304		2	<div></div> 0.4%
3191050803		2	<div></div> 0.4%
3191070202		2	<div></div> 0.4%
3201030323		2	<div></div> 0.4%
3201080801		2	<div></div> 0.4%
3211030405		2	<div></div> 0.4%
3211050502		2	<div></div> 0.4%
3211060105		2	<div></div> 0.4%
3211070617		2	<div></div> 0.4%
3221080206		2	<div></div> 0.4%
3221110412		2	<div></div> 0.4%
3231040301		2	<div></div> 0.4%
3231060409		2	<div></div> 0.4%
3231070104		2	<div></div> 0.4%
3231080204		2	<div></div> 0.4%
3251010205		2	<div></div> 0.4%
3251030508		2	<div></div> 0.4%
3251030601		2	<div></div> 0.4%

File : CSEC3E

Villagecode: Village code

Value	Label	Cases	Percentage
3251030602		2	0.4%
3271030305		1	0.2%
3291060206		2	0.4%
3301070101		2	0.4%
3301070303		2	0.4%
3301100102		1	0.2%
4022070507		2	0.4%
4022080505		2	0.4%
4031010202		2	0.4%
4031050502		2	0.4%
4032010205		2	0.4%
4032050403		1	0.2%
4033010412		1	0.2%
4041020302		2	0.4%
4042070409		2	0.4%
4044030303		2	0.4%
4051040205		2	0.4%
4052080304		1	0.2%
4052110310		2	0.4%
4053010409		3	0.5%
4053020304		2	0.4%
4061080401		3	0.5%
4062010203		1	0.2%
4062100306		3	0.5%
4062120102		2	0.4%
4063030706		3	0.5%
4072020402		1	0.2%
4072050104		1	0.2%
4073030305		2	0.4%
4073060419		1	0.2%
4081020104		2	0.4%
4081120206		2	0.4%
4081130406		2	0.4%
4091010401		2	0.4%
4092030509		3	0.5%
4093010304		3	0.5%
4101020405		4	0.7%
4101050204		2	0.4%
4102010106		2	0.4%
4102010107		2	0.4%
4103030601		2	0.4%
4111030105		2	0.4%
4112030202		2	0.4%

File : CSEC3E

Villagecode: Village code

Value	Label	Cases	Percentage
4113020204		1	<div><div></div></div> 0.2%
4113040203		2	<div><div></div></div> 0.4%
4114020204		1	<div><div></div></div> 0.2%
4114030308		2	<div><div></div></div> 0.4%
4121030414		2	<div><div></div></div> 0.4%
4122010704		2	<div><div></div></div> 0.4%
4122030405		2	<div><div></div></div> 0.4%
4141160106		2	<div><div></div></div> 0.4%
4151050204		3	<div><div></div></div> 0.5%
4151060812		3	<div><div></div></div> 0.5%
4151100404		3	<div><div></div></div> 0.5%
4151140703		2	<div><div></div></div> 0.4%
4171010109		2	<div><div></div></div> 0.4%
4171020103		2	<div><div></div></div> 0.4%
4171040107		2	<div><div></div></div> 0.4%
4171050107		2	<div><div></div></div> 0.4%
4171100404		2	<div><div></div></div> 0.4%
4171140402		4	<div><div></div></div> 0.7%
4181040301		2	<div><div></div></div> 0.4%
4182010203		1	<div><div></div></div> 0.2%
4182020104		2	<div><div></div></div> 0.4%
4182090702		2	<div><div></div></div> 0.4%
4192040205		2	<div><div></div></div> 0.4%
4201070403		2	<div><div></div></div> 0.4%
4201080309		2	<div><div></div></div> 0.4%
4211080107		3	<div><div></div></div> 0.5%
4221020401		2	<div><div></div></div> 0.4%
4231090509		1	<div><div></div></div> 0.2%
4261040201		4	<div><div></div></div> 0.7%

Warning: these figures indicate the number of cases found in the data file. They cannot be interpreted as summary statistics of the population of interest.

School_Performance_ID: CFSchoolPLEPerf

Information	[Type= discrete] [Format=numeric] [Range= 1-4] [Missing=*]		
Statistics [NW/ W]	[Valid=542 /-] [Invalid=28 /-]		
Value	Label	Cases	Percentage
1		275	<div><div></div></div> 50.7%
2		238	<div><div></div></div> 43.9%
3		26	<div><div></div></div> 4.8%
4		3	<div><div></div></div> 0.6%
Sysmiss		28	

Warning: these figures indicate the number of cases found in the data file. They cannot be interpreted as summary statistics of the population of interest.

C3E_Year: Select year

Information	[Type= discrete] [Format=numeric] [Range= 1-102] [Missing=*]
-------------	--

File : CSEC3E

C3E_Year: Select year

Statistics [NW/ W] [Valid=535 /-] [Invalid=35 /-]

Value	Label	Cases	Percentage
1	2010	3	0.6%
2	2011	177	33.1%
3	2012	251	46.9%
4	2013	102	19.1%
5	2014	2	0.4%
6	2015	0	
7	2016	0	
8	2017	0	
9	2018	0	
10	2019	0	
11	2020	0	
101	2008	0	
102	2009	0	
Sysmiss		35	

Warning: these figures indicate the number of cases found in the data file. They cannot be interpreted as summary statistics of the population of interest.

C3EQ30A: Total Number of MALE candidates examined

Information [Type= continuous] [Format=numeric] [Range= 0-436] [Missing=*]

Statistics [NW/ W] [Valid=520 /-] [Invalid=50 /-]

C3EQ30B: Total number of FEMALE candidates examined

Information [Type= continuous] [Format=numeric] [Range= 0-204] [Missing=*]

Statistics [NW/ W] [Valid=520 /-] [Invalid=50 /-]

C3EQ31A: Number of BOYS who passed with grade one (1)

Information [Type= continuous] [Format=numeric] [Range= 0-158] [Missing=*]

Statistics [NW/ W] [Valid=519 /-] [Invalid=51 /-]

C3EQ31B: Number of GIRLS who passed with grade one (1)

Information [Type= continuous] [Format=numeric] [Range= 0-162] [Missing=*]

Statistics [NW/ W] [Valid=519 /-] [Invalid=51 /-]

C3EQ32A: Number of BOYS who passed with grade two (2)

Information [Type= continuous] [Format=numeric] [Range= 0-275] [Missing=*]

Statistics [NW/ W] [Valid=517 /-] [Invalid=53 /-]

C3EQ32B: Number of GIRLS who passed with grade two (2)

Information [Type= continuous] [Format=numeric] [Range= 0-98] [Missing=*]

Statistics [NW/ W] [Valid=517 /-] [Invalid=53 /-]

C3EQ33A: Number of BOYS who passed with grade three (3)

Information [Type= continuous] [Format=numeric] [Range= 0-27] [Missing=*]

Statistics [NW/ W] [Valid=517 /-] [Invalid=53 /-]

C3EQ33B: Number of GIRLS who passed with grade three (3)

Information [Type= continuous] [Format=numeric] [Range= 0-41] [Missing=*]

File : CSEC3E			
# C3EQ33B: Number of GIRLS who passed with grade three (3)			
Statistics [NW/ W]		[Valid=517 /-] [Invalid=53 /-]	
# Survey_Visit: Select visit 1 or 2 for the entire survey			
Information		[Type= discrete] [Format=numeric] [Range= 1-2] [Missing=*]	
Statistics [NW/ W]		[Valid=570 /-] [Invalid=0 /-]	
Value	Label	Cases	Percentage
1	Visit 1	78	<div><div></div></div> 13.7%
2	Visit 2	492	<div><div></div></div> 86.3%
Warning: these figures indicate the number of cases found in the data file. They cannot be interpreted as summary statistics of the population of interest.			
# Education_Response: Education Response Status			
Information		[Type= discrete] [Format=numeric] [Range= 1-3] [Missing=*]	
Statistics [NW/ W]		[Valid=528 /-] [Invalid=42 /-]	
Value	Label	Cases	Percentage
1	Completed	295	<div><div></div></div> 55.9%
2	Partially Done	93	<div><div></div></div> 17.6%
3	Not Done	140	<div><div></div></div> 26.5%
Sysmiss		42	
Warning: these figures indicate the number of cases found in the data file. They cannot be interpreted as summary statistics of the population of interest.			
# Reason_Edu_Not_Done: Reason Education was not done:			
Information		[Type= discrete] [Format=character] [Missing=*]	
Statistics [NW/ W]		[Valid=133 /-]	
Value	Label	Cases	Percentage
Away for holiday.		1	<div><div></div></div> 0.8%
Away for holidays		2	<div><div></div></div> 1.5%
CALL BACK. PERSON RESPONSIBLE NOT AROUND EVEN ON VISIT 2 ITS STILL AN APPOINTMENT BUT THEY ARE JUST TOSSING ME AROUND		1	<div><div></div></div> 0.8%
HOLIDAY		4	<div><div></div></div> 3.0%
HOLIDAY &WEEKEND		3	<div><div></div></div> 2.3%
HOLIDAY TIME		5	<div><div></div></div> 3.8%
HOLIDAY/ MUSIC FESTIVAL		2	<div><div></div></div> 1.5%
HOLIDAYS		2	<div><div></div></div> 1.5%

File : CSEC3E

Reason_Edu_Not_Done: Reason Education was not done:

Value	Label	Cases	Percentage
Holidays and no teachers around for data		1	0.8%
IT WAS HOLIDAY TIME SO THE SCHOOL WAS CLOSED		1	0.8%
No Contact		2	1.5%
No respondent since the school closed for holiday		2	1.5%
Not done Schools in holidays		1	0.8%
Not done schools in holidays		2	1.5%
OFF for HOLIDAY. HM NOT FOUND		1	0.8%
On holiday		13	9.8%
Over a weekend		1	0.8%
REFUSED		1	0.8%
SCHOOL CLOSED FOR HOLIDAY		6	4.5%
SCHOOL CLOSED FOR HOLIDAYS		6	4.5%
SCHOOL CLOSED FOR HOLIDAYS. NO ONE AROUND		2	1.5%
SCHOOL CLOSED, ITS A WEEKEND		1	0.8%
SCHOOL IN HOLIDAY		6	4.5%
SCHOOL IN HOLIDAYS		2	1.5%
SCHOOL WAS CLOSED FOR HOLIDAYS		2	1.5%
SCHOOL WAS CLOSED IT WAS HOLIDAYS		2	1.5%
SCHOOLS IN HOLIDAYS		2	1.5%
SCHOOLS IN HOLIDAYS		2	1.5%

File : CSEC3E

Reason_Edu_Not_Done: Reason Education was not done:

Value	Label	Cases	Percentage
FULLY CLOSED			
Schools in holidays		2	<div><div></div></div> 1.5%
Shools in holidays		2	<div><div></div></div> 1.5%
THE SCHOOL HAD CLOSED FOR HOLIDAYS		1	<div><div></div></div> 0.8%
THE SCHOOL WAS CLOSED BECAUSE IT WAS HOLIDAY TIME		2	<div><div></div></div> 1.5%
THE SCHOOL WAS CLOSED FOR HOLIDAYS		4	<div><div></div></div> 3.0%
THE SCHOOL WAS CLOSED SINCE IT WAS STILL HOLIDAY TIME		2	<div><div></div></div> 1.5%
THE SCHOOL WAS STILL CLOSED FOR HOLIDAYS		2	<div><div></div></div> 1.5%
The school was still closed for holidays		2	<div><div></div></div> 1.5%
WEEKEND		2	<div><div></div></div> 1.5%
Weekend		1	<div><div></div></div> 0.8%
holiday		10	<div><div></div></div> 7.5%
holiday time		3	<div><div></div></div> 2.3%
holidays		4	<div><div></div></div> 3.0%
no one was present at school		2	<div><div></div></div> 1.5%
no school at the island		1	<div><div></div></div> 0.8%
not school day, weekend		1	<div><div></div></div> 0.8%
on holiday		3	<div><div></div></div> 2.3%
school closed for holidays		4	<div><div></div></div> 3.0%
school closed for holidays.no one found to respond		2	<div><div></div></div> 1.5%
schools in holidays		3	<div><div></div></div> 2.3%
weekend		4	<div><div></div></div> 3.0%

Warning: these figures indicate the number of cases found in the data file. They cannot be interpreted as summary statistics of the population of interest.

File : CSEC3F

District_Name: District name

Information [Type= discrete] [Format=numeric] [Range= 101-426] [Missing=*]

Statistics [NW/ W] [Valid=691 /-] [Invalid=0 /-]

Value	Label	Cases	Percentage
101		1	0.1%
102		64	9.3%
103		1	0.1%
104		8	1.2%
105		2	0.3%
106		5	0.7%
107		5	0.7%
108		6	0.9%
110		9	1.3%
111		9	1.3%
112		7	1.0%
113		16	2.3%
115		10	1.4%
116		3	0.4%
117		6	0.9%
118		2	0.3%
119		3	0.4%
120		1	0.1%
122		5	0.7%
123		1	0.1%
124		7	1.0%
201		7	1.0%
203		4	0.6%
204		16	2.3%
205		3	0.4%
207		3	0.4%
208		12	1.7%
209		4	0.6%
210		12	1.7%
211		9	1.3%
212		13	1.9%
214		19	2.7%
215		9	1.3%
216		6	0.9%
218		4	0.6%
219		9	1.3%
221		5	0.7%
222		2	0.3%
223		19	2.7%
224		3	0.4%
225		6	0.9%

File : CSEC3F

District_Name: District name

Value	Label	Cases	Percentage
226		12	<div></div> 1.7%
228		3	<div></div> 0.4%
230		2	<div></div> 0.3%
232		6	<div></div> 0.9%
302		18	<div></div> 2.6%
303		21	<div></div> 3.0%
304		12	<div></div> 1.7%
305		3	<div></div> 0.4%
306		12	<div></div> 1.7%
307		9	<div></div> 1.3%
308		3	<div></div> 0.4%
309		9	<div></div> 1.3%
310		10	<div></div> 1.4%
311		9	<div></div> 1.3%
312		3	<div></div> 0.4%
313		6	<div></div> 0.9%
314		3	<div></div> 0.4%
317		9	<div></div> 1.3%
318		12	<div></div> 1.7%
319		9	<div></div> 1.3%
320		6	<div></div> 0.9%
321		12	<div></div> 1.7%
322		6	<div></div> 0.9%
323		12	<div></div> 1.7%
325		12	<div></div> 1.7%
327		1	<div></div> 0.1%
329		3	<div></div> 0.4%
330		7	<div></div> 1.0%
402		5	<div></div> 0.7%
403		5	<div></div> 0.7%
404		9	<div></div> 1.3%
405		6	<div></div> 0.9%
406		5	<div></div> 0.7%
407		4	<div></div> 0.6%
408		6	<div></div> 0.9%
409		3	<div></div> 0.4%
410		15	<div></div> 2.2%
411		13	<div></div> 1.9%
412		7	<div></div> 1.0%
414		2	<div></div> 0.3%
415		4	<div></div> 0.6%
417		17	<div></div> 2.5%
418		9	<div></div> 1.3%

File : CSEC3F

District_Name: District name

Value	Label	Cases	Percentage
419		2	0.3%
420		6	0.9%
421		1	0.1%
422		1	0.1%
423		1	0.1%
426		4	0.6%

Warning: these figures indicate the number of cases found in the data file. They cannot be interpreted as summary statistics of the population of interest.

SubCounty: Sub-county/division/town council

Information	[Type= discrete] [Format=numeric] [Range= 101204-426104] [Missing=*]
Statistics [NW/ W]	[Valid=691 /-] [Invalid=0 /-]

Value	Label	Cases	Percentage
101204		1	0.1%
102101		6	0.9%
102102		10	1.4%
102103		21	3.0%
102104		12	1.7%
102105		15	2.2%
103105		1	0.1%
104102		1	0.1%
104104		3	0.4%
104105		1	0.1%
104208		3	0.4%
105105		2	0.3%
106101		2	0.3%
106106		3	0.4%
107105		2	0.3%
107202		1	0.1%
107302		1	0.1%
107305		1	0.1%
108106		1	0.1%
108301		2	0.3%
108305		3	0.4%
110105		1	0.1%
110203		3	0.4%
110204		1	0.1%
110206		1	0.1%
110207		1	0.1%
110305		1	0.1%
110306		1	0.1%
111102		3	0.4%
111202		6	0.9%
112102		1	0.1%
112104		2	0.3%

File : CSEC3F

SubCounty: Sub-county/division/town council

Value	Label	Cases	Percentage
112203		1	0.1%
112204		3	0.4%
113105		4	0.6%
113111		1	0.1%
113112		3	0.4%
113113		2	0.3%
113303		3	0.4%
113304		1	0.1%
113306		1	0.1%
113307		1	0.1%
115103		1	0.1%
115104		1	0.1%
115202		1	0.1%
115203		3	0.4%
115205		3	0.4%
115207		1	0.1%
116102		3	0.4%
117103		1	0.1%
117104		1	0.1%
117110		4	0.6%
118101		2	0.3%
119103		3	0.4%
120105		1	0.1%
122102		1	0.1%
122105		1	0.1%
122106		3	0.4%
123108		1	0.1%
124101		3	0.4%
124103		1	0.1%
124104		1	0.1%
124107		1	0.1%
124108		1	0.1%
201106		4	0.6%
201110		3	0.4%
203202		1	0.1%
203301		2	0.3%
203303		1	0.1%
204101		3	0.4%
204102		3	0.4%
204203		3	0.4%
204301		5	0.7%
204302		2	0.3%
205104		3	0.4%

File : CSEC3F

SubCounty: Sub-county/division/town council

Value	Label	Cases	Percentage
207103		3	0.4%
208102		6	0.9%
208104		3	0.4%
208107		3	0.4%
209201		4	0.6%
210205		12	1.7%
211101		3	0.4%
211103		3	0.4%
211106		3	0.4%
212104		3	0.4%
212105		3	0.4%
212202		3	0.4%
212305		1	0.1%
212311		3	0.4%
214101		6	0.9%
214102		3	0.4%
214108		1	0.1%
214113		9	1.3%
215109		3	0.4%
215115		3	0.4%
215120		3	0.4%
216202		6	0.9%
218103		1	0.1%
218115		3	0.4%
219103		9	1.3%
221109		5	0.7%
222106		2	0.3%
223108		3	0.4%
223120		3	0.4%
223121		8	1.2%
223126		3	0.4%
223128		2	0.3%
224105		3	0.4%
225103		3	0.4%
225111		3	0.4%
226101		3	0.4%
226103		6	0.9%
226104		3	0.4%
228102		3	0.4%
230107		2	0.3%
232101		3	0.4%
232203		3	0.4%
302101		3	0.4%

File : CSEC3F

SubCounty: Sub-county/division/town council

Value	Label	Cases	Percentage
302201		6	0.9%
302203		3	0.4%
302204		3	0.4%
302205		3	0.4%
303201		3	0.4%
303202		3	0.4%
303204		1	0.1%
303402		3	0.4%
303404		4	0.6%
303405		2	0.3%
303503		2	0.3%
303504		3	0.4%
304102		3	0.4%
304204		6	0.9%
304301		3	0.4%
305102		3	0.4%
306102		3	0.4%
306103		6	0.9%
306106		3	0.4%
307108		6	0.9%
307202		3	0.4%
308102		3	0.4%
309102		3	0.4%
309103		3	0.4%
309204		3	0.4%
310102		3	0.4%
310206		6	0.9%
310207		1	0.1%
311103		6	0.9%
311302		3	0.4%
312105		3	0.4%
313102		3	0.4%
313104		3	0.4%
314103		3	0.4%
317101		3	0.4%
317102		3	0.4%
317106		3	0.4%
318103		6	0.9%
318107		3	0.4%
318114		3	0.4%
319103		3	0.4%
319105		3	0.4%
319107		3	0.4%

File : CSEC3F

SubCounty: Sub-county/division/town council

Value	Label	Cases	Percentage
320103		3	<div></div> 0.4%
320108		3	<div></div> 0.4%
321103		3	<div></div> 0.4%
321105		3	<div></div> 0.4%
321106		3	<div></div> 0.4%
321107		3	<div></div> 0.4%
322108		3	<div></div> 0.4%
322111		3	<div></div> 0.4%
323104		3	<div></div> 0.4%
323106		3	<div></div> 0.4%
323107		3	<div></div> 0.4%
323108		3	<div></div> 0.4%
325101		3	<div></div> 0.4%
325103		9	<div></div> 1.3%
327103		1	<div></div> 0.1%
329106		3	<div></div> 0.4%
330107		6	<div></div> 0.9%
330110		1	<div></div> 0.1%
402207		2	<div></div> 0.3%
402208		3	<div></div> 0.4%
403101		1	<div></div> 0.1%
403105		1	<div></div> 0.1%
403201		1	<div></div> 0.1%
403205		1	<div></div> 0.1%
403301		1	<div></div> 0.1%
404102		3	<div></div> 0.4%
404207		3	<div></div> 0.4%
404403		3	<div></div> 0.4%
405104		1	<div></div> 0.1%
405208		1	<div></div> 0.1%
405211		2	<div></div> 0.3%
405301		1	<div></div> 0.1%
405302		1	<div></div> 0.1%
406108		1	<div></div> 0.1%
406201		1	<div></div> 0.1%
406210		1	<div></div> 0.1%
406212		1	<div></div> 0.1%
406303		1	<div></div> 0.1%
407202		1	<div></div> 0.1%
407205		1	<div></div> 0.1%
407303		1	<div></div> 0.1%
407306		1	<div></div> 0.1%
408102		2	<div></div> 0.3%

File : CSEC3F

SubCounty: Sub-county/division/town council

Value	Label	Cases	Percentage
408112		2	<div></div> 0.3%
408113		2	<div></div> 0.3%
409101		1	<div></div> 0.1%
409203		1	<div></div> 0.1%
409301		1	<div></div> 0.1%
410102		4	<div></div> 0.6%
410105		3	<div></div> 0.4%
410201		5	<div></div> 0.7%
410303		3	<div></div> 0.4%
411103		3	<div></div> 0.4%
411203		3	<div></div> 0.4%
411302		1	<div></div> 0.1%
411304		2	<div></div> 0.3%
411402		1	<div></div> 0.1%
411403		3	<div></div> 0.4%
412103		3	<div></div> 0.4%
412201		1	<div></div> 0.1%
412203		3	<div></div> 0.4%
414116		2	<div></div> 0.3%
415105		1	<div></div> 0.1%
415106		1	<div></div> 0.1%
415110		1	<div></div> 0.1%
415114		1	<div></div> 0.1%
417101		2	<div></div> 0.3%
417102		3	<div></div> 0.4%
417104		3	<div></div> 0.4%
417105		2	<div></div> 0.3%
417110		3	<div></div> 0.4%
417114		4	<div></div> 0.6%
418104		3	<div></div> 0.4%
418201		1	<div></div> 0.1%
418202		3	<div></div> 0.4%
418209		2	<div></div> 0.3%
419204		2	<div></div> 0.3%
420107		3	<div></div> 0.4%
420108		3	<div></div> 0.4%
421108		1	<div></div> 0.1%
422102		1	<div></div> 0.1%
423109		1	<div></div> 0.1%
426104		4	<div></div> 0.6%

Warning: these figures indicate the number of cases found in the data file. They cannot be interpreted as summary statistics of the population of interest.

Parish: Parish/ward

Information [Type= discrete] [Format=numeric] [Range= 10120402-42610402] [Missing=*]

File : CSEC3F

Parish: Parish/ward

Statistics [NW/ W] [Valid=691 /-] [Invalid=0 /-]

Value	Label	Cases	Percentage
10120402		1	0.1%
10210104		3	0.4%
10210108		3	0.4%
10210202		1	0.1%
10210205		3	0.4%
10210206		3	0.4%
10210208		3	0.4%
10210301		3	0.4%
10210302		1	0.1%
10210304		1	0.1%
10210305		4	0.6%
10210306		1	0.1%
10210308		3	0.4%
10210309		4	0.6%
10210312		4	0.6%
10210401		3	0.4%
10210402		1	0.1%
10210410		3	0.4%
10210411		1	0.1%
10210417		1	0.1%
10210419		3	0.4%
10210501		3	0.4%
10210503		1	0.1%
10210504		3	0.4%
10210510		1	0.1%
10210513		3	0.4%
10210515		1	0.1%
10210518		3	0.4%
10310505		1	0.1%
10410204		1	0.1%
10410403		3	0.4%
10410504		1	0.1%
10420804		3	0.4%
10510502		2	0.3%
10610101		1	0.1%
10610109		1	0.1%
10610606		3	0.4%
10710503		1	0.1%
10710505		1	0.1%
10720206		1	0.1%
10730203		1	0.1%
10730507		1	0.1%

File : CSEC3F

Parish: Parish/ward

Value	Label	Cases	Percentage
10810603		1	<div></div> 0.1%
10830101		1	<div></div> 0.1%
10830105		1	<div></div> 0.1%
10830502		3	<div></div> 0.4%
11010501		1	<div></div> 0.1%
11020306		3	<div></div> 0.4%
11020401		1	<div></div> 0.1%
11020603		1	<div></div> 0.1%
11020704		1	<div></div> 0.1%
11030501		1	<div></div> 0.1%
11030601		1	<div></div> 0.1%
11110201		3	<div></div> 0.4%
11120204		3	<div></div> 0.4%
11120206		3	<div></div> 0.4%
11210203		1	<div></div> 0.1%
11210402		2	<div></div> 0.3%
11220301		1	<div></div> 0.1%
11220403		3	<div></div> 0.4%
11310504		1	<div></div> 0.1%
11310505		3	<div></div> 0.4%
11311102		1	<div></div> 0.1%
11311203		3	<div></div> 0.4%
11311302		1	<div></div> 0.1%
11311306		1	<div></div> 0.1%
11330301		2	<div></div> 0.3%
11330305		1	<div></div> 0.1%
11330403		1	<div></div> 0.1%
11330606		1	<div></div> 0.1%
11330701		1	<div></div> 0.1%
11510302		1	<div></div> 0.1%
11510403		1	<div></div> 0.1%
11520209		1	<div></div> 0.1%
11520307		3	<div></div> 0.4%
11520504		3	<div></div> 0.4%
11520703		1	<div></div> 0.1%
11610205		3	<div></div> 0.4%
11710308		1	<div></div> 0.1%
11710405		1	<div></div> 0.1%
11711003		4	<div></div> 0.6%
11810104		2	<div></div> 0.3%
11910303		3	<div></div> 0.4%
12010502		1	<div></div> 0.1%
12210206		1	<div></div> 0.1%

File : CSEC3F

Parish: Parish/ward

Value	Label	Cases	Percentage
12210502		1	0.1%
12210602		3	0.4%
12310803		1	0.1%
12410106		3	0.4%
12410302		1	0.1%
12410401		1	0.1%
12410701		1	0.1%
12410802		1	0.1%
20110602		4	0.6%
20111009		3	0.4%
20320203		1	0.1%
20330101		2	0.3%
20330304		1	0.1%
20410103		3	0.4%
20410204		3	0.4%
20420301		3	0.4%
20430101		3	0.4%
20430102		2	0.3%
20430205		2	0.3%
20510401		3	0.4%
20710301		3	0.4%
20810214		6	0.9%
20810404		3	0.4%
20810713		3	0.4%
20920101		3	0.4%
20920104		1	0.1%
21020504		12	1.7%
21110105		3	0.4%
21110303		3	0.4%
21110603		3	0.4%
21210403		3	0.4%
21210504		3	0.4%
21220201		3	0.4%
21230502		1	0.1%
21231101		3	0.4%
21410104		3	0.4%
21410106		3	0.4%
21410202		3	0.4%
21410801		1	0.1%
21411301		3	0.4%
21411303		6	0.9%
21510902		3	0.4%
21511502		3	0.4%

File : CSEC3F

Parish: Parish/ward

Value	Label	Cases	Percentage
21512002		3	0.4%
21620203		6	0.9%
21810302		1	0.1%
21811504		3	0.4%
21910313		3	0.4%
21910317		6	0.9%
22110902		3	0.4%
22110905		2	0.3%
22210602		2	0.3%
22310805		3	0.4%
22312002		3	0.4%
22312101		6	0.9%
22312103		2	0.3%
22312601		3	0.4%
22312801		2	0.3%
22410505		3	0.4%
22510304		3	0.4%
22511103		3	0.4%
22610101		3	0.4%
22610302		3	0.4%
22610303		3	0.4%
22610405		3	0.4%
22810203		3	0.4%
23010709		2	0.3%
23210104		3	0.4%
23220304		3	0.4%
30210102		3	0.4%
30220105		3	0.4%
30220107		3	0.4%
30220302		3	0.4%
30220405		3	0.4%
30220505		3	0.4%
30320102		3	0.4%
30320207		3	0.4%
30320405		1	0.1%
30340204		3	0.4%
30340401		3	0.4%
30340403		1	0.1%
30340507		2	0.3%
30350304		2	0.3%
30350402		3	0.4%
30410201		3	0.4%
30420401		3	0.4%

File : CSEC3F

Parish: Parish/ward

Value	Label	Cases	Percentage
30420402		3	<div></div> 0.4%
30430104		3	<div></div> 0.4%
30510208		3	<div></div> 0.4%
30610203		3	<div></div> 0.4%
30610301		6	<div></div> 0.9%
30610601		3	<div></div> 0.4%
30710802		3	<div></div> 0.4%
30710803		3	<div></div> 0.4%
30720203		3	<div></div> 0.4%
30810206		3	<div></div> 0.4%
30910205		3	<div></div> 0.4%
30910305		3	<div></div> 0.4%
30920406		3	<div></div> 0.4%
31010202		3	<div></div> 0.4%
31020603		3	<div></div> 0.4%
31020604		3	<div></div> 0.4%
31020706		1	<div></div> 0.1%
31110302		6	<div></div> 0.9%
31130201		3	<div></div> 0.4%
31210502		3	<div></div> 0.4%
31310205		3	<div></div> 0.4%
31310403		3	<div></div> 0.4%
31410304		3	<div></div> 0.4%
31710101		3	<div></div> 0.4%
31710202		3	<div></div> 0.4%
31710605		3	<div></div> 0.4%
31810302		6	<div></div> 0.9%
31810705		3	<div></div> 0.4%
31811402		3	<div></div> 0.4%
31910303		3	<div></div> 0.4%
31910508		3	<div></div> 0.4%
31910702		3	<div></div> 0.4%
32010303		3	<div></div> 0.4%
32010808		3	<div></div> 0.4%
32110304		3	<div></div> 0.4%
32110505		3	<div></div> 0.4%
32110601		3	<div></div> 0.4%
32110706		3	<div></div> 0.4%
32210802		3	<div></div> 0.4%
32211104		3	<div></div> 0.4%
32310403		3	<div></div> 0.4%
32310604		3	<div></div> 0.4%
32310701		3	<div></div> 0.4%

File : CSEC3F

Parish: Parish/ward

Value	Label	Cases	Percentage
32310802		3	0.4%
32510102		3	0.4%
32510305		3	0.4%
32510306		6	0.9%
32710303		1	0.1%
32910602		3	0.4%
33010701		3	0.4%
33010703		3	0.4%
33011001		1	0.1%
40220705		2	0.3%
40220805		3	0.4%
40310102		1	0.1%
40310505		1	0.1%
40320102		1	0.1%
40320504		1	0.1%
40330104		1	0.1%
40410203		3	0.4%
40420704		3	0.4%
40440303		3	0.4%
40510402		1	0.1%
40520803		1	0.1%
40521103		2	0.3%
40530104		1	0.1%
40530203		1	0.1%
40610804		1	0.1%
40620102		1	0.1%
40621003		1	0.1%
40621201		1	0.1%
40630307		1	0.1%
40720204		1	0.1%
40720501		1	0.1%
40730303		1	0.1%
40730604		1	0.1%
40810201		2	0.3%
40811202		2	0.3%
40811304		2	0.3%
40910104		1	0.1%
40920305		1	0.1%
40930103		1	0.1%
41010204		4	0.6%
41010502		3	0.4%
41020101		5	0.7%
41030306		3	0.4%

File : CSEC3F

Parish: Parish/ward

Value	Label	Cases	Percentage
41110301		3	<div></div> 0.4%
41120302		3	<div></div> 0.4%
41130202		1	<div></div> 0.1%
41130402		2	<div></div> 0.3%
41140202		1	<div></div> 0.1%
41140303		3	<div></div> 0.4%
41210304		3	<div></div> 0.4%
41220107		1	<div></div> 0.1%
41220304		3	<div></div> 0.4%
41411601		2	<div></div> 0.3%
41510502		1	<div></div> 0.1%
41510608		1	<div></div> 0.1%
41511004		1	<div></div> 0.1%
41511407		1	<div></div> 0.1%
41710101		2	<div></div> 0.3%
41710201		3	<div></div> 0.4%
41710401		3	<div></div> 0.4%
41710501		2	<div></div> 0.3%
41711004		3	<div></div> 0.4%
41711404		4	<div></div> 0.6%
41810403		3	<div></div> 0.4%
41820102		1	<div></div> 0.1%
41820201		3	<div></div> 0.4%
41820907		2	<div></div> 0.3%
41920402		2	<div></div> 0.3%
42010704		3	<div></div> 0.4%
42010803		3	<div></div> 0.4%
42110801		1	<div></div> 0.1%
42210204		1	<div></div> 0.1%
42310905		1	<div></div> 0.1%
42610402		4	<div></div> 0.6%

Warning: these figures indicate the number of cases found in the data file. They cannot be interpreted as summary statistics of the population of interest.

Villagecode: Village code

Information	[Type= discrete] [Format=numeric] [Range= 1012040204-4261040201] [Missing=*]		
Statistics [NW/ W]	[Valid=691 /-] [Invalid=0 /-]		
Value	Label	Cases	Percentage
1012040204		1	<div></div> 0.1%
1021010402		3	<div></div> 0.4%
1021010802		3	<div></div> 0.4%
1021020205		1	<div></div> 0.1%
1021020504		3	<div></div> 0.4%
1021020601		3	<div></div> 0.4%
1021020805		3	<div></div> 0.4%

File : CSEC3F

Villagecode: Village code

Value	Label	Cases	Percentage
1021030109		3	0.4%
1021030203		1	0.1%
1021030412		1	0.1%
1021030504		3	0.4%
1021030509		1	0.1%
1021030606		1	0.1%
1021030803		3	0.4%
1021030904		4	0.6%
1021031208		4	0.6%
1021040102		3	0.4%
1021040203		1	0.1%
1021041002		3	0.4%
1021041118		1	0.1%
1021041701		1	0.1%
1021041903		3	0.4%
1021050106		3	0.4%
1021050307		1	0.1%
1021050405		3	0.4%
1021051004		1	0.1%
1021051305		3	0.4%
1021051506		1	0.1%
1021051832		3	0.4%
1031050505		1	0.1%
1041020405		1	0.1%
1041040304		3	0.4%
1041050403		1	0.1%
1042080404		3	0.4%
1051050201		2	0.3%
1061010108		1	0.1%
1061010902		1	0.1%
1061060602		3	0.4%
1071050302		1	0.1%
1071050503		1	0.1%
1072020601		1	0.1%
1073020305		1	0.1%
1073050702		1	0.1%
1081060309		1	0.1%
1083010101		1	0.1%
1083010505		1	0.1%
1083050204		3	0.4%
1101050107		1	0.1%
1102030601		3	0.4%
1102040107		1	0.1%

File : CSEC3F

Villagecode: Village code

Value	Label	Cases	Percentage
1102060309		1	0.1%
1102070403		1	0.1%
1103050102		1	0.1%
1103060102		1	0.1%
1111020105		3	0.4%
1112020403		3	0.4%
1112020618		3	0.4%
1121020302		1	0.1%
1121040209		2	0.3%
1122030104		1	0.1%
1122040303		3	0.4%
1131050402		1	0.1%
1131050505		3	0.4%
1131110205		1	0.1%
1131120307		3	0.4%
1131130204		1	0.1%
1131130602		1	0.1%
1133030101		1	0.1%
1133030109		1	0.1%
1133030504		1	0.1%
1133040308		1	0.1%
1133060601		1	0.1%
1133070102		1	0.1%
1151030204		1	0.1%
1151040307		1	0.1%
1152020907		1	0.1%
1152030702		3	0.4%
1152050405		3	0.4%
1152070306		1	0.1%
1161020501		3	0.4%
1171030802		1	0.1%
1171040504		1	0.1%
1171100309		1	0.1%
1171100312		3	0.4%
1181010407		2	0.3%
1191030304		3	0.4%
1201050202		1	0.1%
1221020604		1	0.1%
1221050203		1	0.1%
1221060206		3	0.4%
1231080303		1	0.1%
1241010603		3	0.4%
1241030216		1	0.1%

File : CSEC3F

Villagecode: Village code

Value	Label	Cases	Percentage
1241040102		1	0.1%
1241070106		1	0.1%
1241080210		1	0.1%
2011060205		4	0.6%
2011100902		3	0.4%
2032020304		1	0.1%
2033010101		2	0.3%
2033030403		1	0.1%
2041010302		3	0.4%
2041020405		3	0.4%
2042030105		3	0.4%
2043010103		3	0.4%
2043010202		2	0.3%
2043020514		2	0.3%
2051040101		3	0.4%
2071030105		3	0.4%
2081021402		6	0.9%
2081040401		3	0.4%
2081071301		3	0.4%
2092010105		3	0.4%
2092010401		1	0.1%
2102050401		12	1.7%
2111010504		3	0.4%
2111030302		3	0.4%
2111060303		3	0.4%
2121040306		3	0.4%
2121050407		3	0.4%
2122020101		3	0.4%
2123050204		1	0.1%
2123110101		3	0.4%
2141010403		3	0.4%
2141010604		3	0.4%
2141020206		3	0.4%
2141080105		1	0.1%
2141130103		3	0.4%
2141130307		6	0.9%
2151090208		3	0.4%
2151150202		3	0.4%
2151200204		3	0.4%
2162020306		6	0.9%
2181030213		1	0.1%
2181150401		3	0.4%
2191031301		3	0.4%

File : CSEC3F

Villagecode: Village code

Value	Label	Cases	Percentage
2191031702		6	0.9%
2211090203		3	0.4%
2211090505		2	0.3%
2221060201		2	0.3%
2231080506		3	0.4%
2231200204		3	0.4%
2231210104		3	0.4%
2231210105		3	0.4%
2231210302		2	0.3%
2231260115		3	0.4%
2231280102		2	0.3%
2241050511		3	0.4%
2251030415		3	0.4%
2251110322		3	0.4%
2261010102		3	0.4%
2261030205		3	0.4%
2261030301		3	0.4%
2261040510		3	0.4%
2281020304		3	0.4%
2301070905		2	0.3%
2321010406		3	0.4%
2322030405		3	0.4%
3021010215		3	0.4%
3022010508		3	0.4%
3022010708		3	0.4%
3022030205		3	0.4%
3022040505		3	0.4%
3022050502		3	0.4%
3032010205		3	0.4%
3032020706		3	0.4%
3032040506		1	0.1%
3034020408		3	0.4%
3034040102		3	0.4%
3034040304		1	0.1%
3034050711		2	0.3%
3035030411		2	0.3%
3035040205		3	0.4%
3041020101		3	0.4%
3042040105		3	0.4%
3042040201		3	0.4%
3043010404		3	0.4%
3051020803		3	0.4%
3061020306		3	0.4%

File : CSEC3F

Villagecode: Village code

Value	Label	Cases	Percentage
3061030101		6	<div></div> 0.9%
3061060103		3	<div></div> 0.4%
3071080206		3	<div></div> 0.4%
3071080301		3	<div></div> 0.4%
3072020302		3	<div></div> 0.4%
3081020606		3	<div></div> 0.4%
3091020502		3	<div></div> 0.4%
3091030501		3	<div></div> 0.4%
3092040606		3	<div></div> 0.4%
3101020203		3	<div></div> 0.4%
3102060309		3	<div></div> 0.4%
3102060408		3	<div></div> 0.4%
3102070603		1	<div></div> 0.1%
3111030202		6	<div></div> 0.9%
3113020101		3	<div></div> 0.4%
3121050202		3	<div></div> 0.4%
3131020505		3	<div></div> 0.4%
3131040312		3	<div></div> 0.4%
3141030403		3	<div></div> 0.4%
3171010102		3	<div></div> 0.4%
3171020201		3	<div></div> 0.4%
3171060512		3	<div></div> 0.4%
3181030204		6	<div></div> 0.9%
3181070501		3	<div></div> 0.4%
3181140207		3	<div></div> 0.4%
3191030304		3	<div></div> 0.4%
3191050803		3	<div></div> 0.4%
3191070202		3	<div></div> 0.4%
3201030323		3	<div></div> 0.4%
3201080801		3	<div></div> 0.4%
3211030405		3	<div></div> 0.4%
3211050502		3	<div></div> 0.4%
3211060105		3	<div></div> 0.4%
3211070617		3	<div></div> 0.4%
3221080206		3	<div></div> 0.4%
3221110412		3	<div></div> 0.4%
3231040301		3	<div></div> 0.4%
3231060409		3	<div></div> 0.4%
3231070104		3	<div></div> 0.4%
3231080204		3	<div></div> 0.4%
3251010205		3	<div></div> 0.4%
3251030508		3	<div></div> 0.4%
3251030601		3	<div></div> 0.4%

File : CSEC3F

Villagecode: Village code

Value	Label	Cases	Percentage
3251030602		3	0.4%
3271030305		1	0.1%
3291060206		3	0.4%
3301070101		3	0.4%
3301070303		3	0.4%
3301100102		1	0.1%
4022070507		2	0.3%
4022080505		3	0.4%
4031010202		1	0.1%
4031050502		1	0.1%
4032010205		1	0.1%
4032050403		1	0.1%
4033010412		1	0.1%
4041020302		3	0.4%
4042070409		3	0.4%
4044030303		3	0.4%
4051040205		1	0.1%
4052080304		1	0.1%
4052110310		2	0.3%
4053010409		1	0.1%
4053020304		1	0.1%
4061080401		1	0.1%
4062010203		1	0.1%
4062100306		1	0.1%
4062120102		1	0.1%
4063030706		1	0.1%
4072020402		1	0.1%
4072050104		1	0.1%
4073030305		1	0.1%
4073060419		1	0.1%
4081020104		2	0.3%
4081120206		2	0.3%
4081130406		2	0.3%
4091010401		1	0.1%
4092030509		1	0.1%
4093010304		1	0.1%
4101020405		4	0.6%
4101050204		3	0.4%
4102010106		2	0.3%
4102010107		3	0.4%
4103030601		3	0.4%
4111030105		3	0.4%
4112030202		3	0.4%

File : CSEC3F

Villagecode: Village code

Value	Label	Cases	Percentage
4113020204		1	<div><div></div></div> 0.1%
4113040203		2	<div><div></div></div> 0.3%
4114020204		1	<div><div></div></div> 0.1%
4114030308		3	<div><div></div></div> 0.4%
4121030414		3	<div><div></div></div> 0.4%
4122010704		1	<div><div></div></div> 0.1%
4122030405		3	<div><div></div></div> 0.4%
4141160106		2	<div><div></div></div> 0.3%
4151050204		1	<div><div></div></div> 0.1%
4151060812		1	<div><div></div></div> 0.1%
4151100404		1	<div><div></div></div> 0.1%
4151140703		1	<div><div></div></div> 0.1%
4171010109		2	<div><div></div></div> 0.3%
4171020103		3	<div><div></div></div> 0.4%
4171040107		3	<div><div></div></div> 0.4%
4171050107		2	<div><div></div></div> 0.3%
4171100404		3	<div><div></div></div> 0.4%
4171140402		4	<div><div></div></div> 0.6%
4181040301		3	<div><div></div></div> 0.4%
4182010203		1	<div><div></div></div> 0.1%
4182020104		3	<div><div></div></div> 0.4%
4182090702		2	<div><div></div></div> 0.3%
4192040205		2	<div><div></div></div> 0.3%
4201070403		3	<div><div></div></div> 0.4%
4201080309		3	<div><div></div></div> 0.4%
4211080107		1	<div><div></div></div> 0.1%
4221020401		1	<div><div></div></div> 0.1%
4231090509		1	<div><div></div></div> 0.1%
4261040201		4	<div><div></div></div> 0.6%

Warning: these figures indicate the number of cases found in the data file. They cannot be interpreted as summary statistics of the population of interest.

Year1_ID: CFSchoolLeaving

Information	[Type= discrete] [Format=numeric] [Range= 1-4] [Missing=*]		
Statistics [NW/ W]	[Valid=636 /-] [Invalid=55 /-]		
Value	Label	Cases	Percentage
1		249	<div><div></div></div> 39.2%
2		207	<div><div></div></div> 32.5%
3		176	<div><div></div></div> 27.7%
4		4	<div><div></div></div> 0.6%
Sysmiss		55	

Warning: these figures indicate the number of cases found in the data file. They cannot be interpreted as summary statistics of the population of interest.

C3F_Year: Select year

Information	[Type= discrete] [Format=numeric] [Range= 1-102] [Missing=*]
-------------	--

File : CSEC3F

C3F_Year: Select year

Statistics [NW/ W] [Valid=633 /-] [Invalid=58 /-]

Value	Label	Cases	Percentage
1	2010	126	19.9%
2	2011	198	31.3%
3	2012	215	34.0%
4	2013	90	14.2%
5	2014	4	0.6%
6	2015	0	
7	2016	0	
8	2017	0	
9	2018	0	
10	2019	0	
11	2020	0	
101	2008	0	
102	2009	0	
Sysmiss		58	

Warning: these figures indicate the number of cases found in the data file. They cannot be interpreted as summary statistics of the population of interest.

C3FQ34: Were there any pupils who left school before completing P.7 in this year?

Information [Type= discrete] [Format=numeric] [Range= 1-2] [Missing=*]

Statistics [NW/ W] [Valid=619 /-] [Invalid=72 /-]

Value	Label	Cases	Percentage
1	Yes	569	91.9%
2	No	50	8.1%
Sysmiss		72	

Warning: these figures indicate the number of cases found in the data file. They cannot be interpreted as summary statistics of the population of interest.

C3FQ35A: How many BOYS left school before P.7 in that year?

Information [Type= continuous] [Format=numeric] [Range= 0-380] [Missing=*]

Statistics [NW/ W] [Valid=569 /-] [Invalid=122 /-]

C3FQ35B: How many GIRLS left school before P.7 in that year?

Information [Type= continuous] [Format=numeric] [Range= 0-302] [Missing=*]

Statistics [NW/ W] [Valid=569 /-] [Invalid=122 /-]

C3FQ36A: What was the most common reason why BOYS left school in [Year1_ID]?

Information [Type= discrete] [Format=numeric] [Range= 1-96] [Missing=*]

Statistics [NW/ W] [Valid=490 /-] [Invalid=201 /-]

Value	Label	Cases	Percentage
1	Harassment at home	1	0.2%
2	Harassment at school	0	
3	Traditions/culture	11	2.2%
4	Pregnancies	3	0.6%
5	Marriages	8	1.6%
6	Search for jobs	101	20.6%

File : CSEC3F

C3FQ36A: What was the most common reason why BOYS left school in [Year1_ID]?

Value	Label	Cases	Percentage
7	Orphanhood	1	0.2%
8	Transfer to another school	150	30.6%
9	Lack of interest by pupil	109	22.2%
10	Indiscipline and expelled	1	0.2%
11	Parental decision	41	8.4%
12	Insecurity	0	
96	Other (specify)	64	13.1%
Sysmiss		201	

Warning: these figures indicate the number of cases found in the data file. They cannot be interpreted as summary statistics of the population of interest.

C3FQ36B: What was the most common reason why GIRLS left school in [Year1_ID]?

Information	[Type= discrete] [Format=numeric] [Range= 1-96] [Missing=*]
Statistics [NW/ W]	[Valid=528 /-] [Invalid=163 /-]

Value	Label	Cases	Percentage
1	Harassment at home	1	0.2%
2	Harassment at school	2	0.4%
3	Traditions/culture	1	0.2%
4	Pregnancies	78	14.8%
5	Marriages	136	25.8%
6	Search for jobs	15	2.8%
7	Orphanhood	2	0.4%
8	Transfer to another school	126	23.9%
9	Lack of interest by pupil	60	11.4%
10	Indiscipline and expelled	1	0.2%
11	Parental decision	39	7.4%
12	Insecurity	1	0.2%
96	Other (specify)	66	12.5%
Sysmiss		163	

Warning: these figures indicate the number of cases found in the data file. They cannot be interpreted as summary statistics of the population of interest.

Education_Response: Education Response Status

Information	[Type= discrete] [Format=numeric] [Range= 1-3] [Missing=*]
Statistics [NW/ W]	[Valid=635 /-] [Invalid=56 /-]

Value	Label	Cases	Percentage
1	Completed	354	55.7%
2	Partially Done	118	18.6%
3	Not Done	163	25.7%
Sysmiss		56	




















Warning: these figures indicate the number of cases found in the data file. They cannot be interpreted as summary statistics of the population of interest.

Reason_Edu_Not_Done: Reason Education was not done:

Information	[Type= discrete] [Format=character] [Missing=*]
Statistics [NW/ W]	[Valid=153 /-]

File : CSEC3F

Reason_Edu_Not_Done: Reason Education was not done:

Value	Label	Cases	Percentage
Away for holiday.		1	 0.7%
Away for holidays		3	 2.0%
CALL BACK. PERSON RESPONSIBLE NOT AROUND EVEN ON VISIT 2 ITS STILL AN APPOINTMENT BUT THEY ARE JUST TOSSING ME AROUND		1	 0.7%
HOLIDAY		2	 1.3%
HOLIDAY & WEEKEND		1	 0.7%
HOLIDAY TIME		2	 1.3%
HOLIDAY/ MUSIC FESTIVAL		3	 2.0%
HOLIDAYS		3	 2.0%
Holidays and no teachers around for data		3	 2.0%
IT WAS HOLIDAY TIME SO THE SCHOOL WAS CLOSED		1	 0.7%
No Contact		1	 0.7%
No respondent since the school closed for holiday		1	 0.7%
Not done Schools in holidays		1	 0.7%
Not done schools in holidays		3	 2.0%
OFF for HOLIDAY. HM NOT FOUND		1	 0.7%
On holiday		12	 7.8%
Over a weekend		1	 0.7%
REFUSED		1	 0.7%
SCHOOL CLOSED FOR HOLIDAY		8	 5.2%

File : CSEC3F

Reason_Edu_Not_Done: Reason Education was not done:

Value	Label	Cases	Percentage
SCHOOL CLOSED FOR HOLIDAYS		8	<div><div></div></div> 5.2%
SCHOOL CLOSED FOR HOLIDAYS. NO ONE AROUND		3	<div><div></div></div> 2.0%
SCHOOL CLOSED, ITS A WEEKEND		1	<div><div></div></div> 0.7%
SCHOOL IN HOLIDAY		9	<div><div></div></div> 5.9%
SCHOOL IN HOLIDAYS		3	<div><div></div></div> 2.0%
SCHOOL WAS CLOSED FOR HOLIDAYS		3	<div><div></div></div> 2.0%
SCHOOL WAS CLOSED IT WAS HOLIDAYS		3	<div><div></div></div> 2.0%
SCHOOLS IN HOLIDAYS		3	<div><div></div></div> 2.0%
SCHOOLS IN HOLIDAYS FULLY CLOSED		3	<div><div></div></div> 2.0%
Schools in holidays		3	<div><div></div></div> 2.0%
Shools in holidays		3	<div><div></div></div> 2.0%
THE SCHOOL HAD CLOSED FOR HOLIDAYS		1	<div><div></div></div> 0.7%
THE SCHOOL WAS CLOSED BECAUSE IT WAS HOLIDAY TIME		3	<div><div></div></div> 2.0%
THE SCHOOL WAS CLOSED FOR HOLIDAYS		6	<div><div></div></div> 3.9%
THE SCHOOL WAS CLOSED SINCE IT WAS STILL HOLIDAY TIME		3	<div><div></div></div> 2.0%
THE SCHOOL WAS STILL CLOSED FOR HOLIDAYS		3	<div><div></div></div> 2.0%

File : CSEC3F

Reason_Edu_Not_Done: Reason Education was not done:

Value	Label	Cases	Percentage
The school was still closed for holidays		3	2.0%
WEEKEND		2	1.3%
Weekend		1	0.7%
holiday		13	8.5%
holiday time		2	1.3%
holidays		6	3.9%
no one was present at school		1	0.7%
no school at the island		1	0.7%
not school day, weekend		1	0.7%
on holiday		1	0.7%
school closed for holidays		4	2.6%
school closed for holidays.no one found to respond		3	2.0%
schools in holidays		4	2.6%
weekend		4	2.6%

Warning: these figures indicate the number of cases found in the data file. They cannot be interpreted as summary statistics of the population of interest.

File : CSEC3G

District_Name: District name

Information [Type= discrete] [Format=numeric] [Range= 101-426] [Missing=*]

Statistics [NW/ W] [Valid=1595 /-] [Invalid=0 /-]

Value	Label	Cases	Percentage
101		5	0.3%
102		155	9.7%
103		5	0.3%
104		20	1.3%
105		5	0.3%
106		15	0.9%
107		25	1.6%
108		20	1.3%
110		35	2.2%
111		15	0.9%
112		20	1.3%
113		60	3.8%
115		30	1.9%
116		5	0.3%
117		20	1.3%
118		5	0.3%
119		5	0.3%
120		5	0.3%
122		15	0.9%
123		5	0.3%
124		25	1.6%
201		25	1.6%
203		15	0.9%
204		30	1.9%
205		5	0.3%
207		5	0.3%
208		20	1.3%
209		10	0.6%
210		10	0.6%
211		15	0.9%
212		25	1.6%
214		45	2.8%
215		15	0.9%
216		20	1.3%
218		10	0.6%
219		25	1.6%
221		10	0.6%
222		5	0.3%
223		35	2.2%
224		5	0.3%
225		10	0.6%

File : CSEC3G

District_Name: District name

Value	Label	Cases	Percentage
226		20	<div></div> 1.3%
228		5	<div></div> 0.3%
230		5	<div></div> 0.3%
232		10	<div></div> 0.6%
302		30	<div></div> 1.9%
303		45	<div></div> 2.8%
304		20	<div></div> 1.3%
305		5	<div></div> 0.3%
306		30	<div></div> 1.9%
307		15	<div></div> 0.9%
308		5	<div></div> 0.3%
309		15	<div></div> 0.9%
310		20	<div></div> 1.3%
311		15	<div></div> 0.9%
312		5	<div></div> 0.3%
313		10	<div></div> 0.6%
314		5	<div></div> 0.3%
317		15	<div></div> 0.9%
318		30	<div></div> 1.9%
319		15	<div></div> 0.9%
320		10	<div></div> 0.6%
321		20	<div></div> 1.3%
322		10	<div></div> 0.6%
323		20	<div></div> 1.3%
325		20	<div></div> 1.3%
327		5	<div></div> 0.3%
329		5	<div></div> 0.3%
330		15	<div></div> 0.9%
402		10	<div></div> 0.6%
403		25	<div></div> 1.6%
404		15	<div></div> 0.9%
405		25	<div></div> 1.6%
406		25	<div></div> 1.6%
407		20	<div></div> 1.3%
408		15	<div></div> 0.9%
409		15	<div></div> 0.9%
410		30	<div></div> 1.9%
411		30	<div></div> 1.9%
412		15	<div></div> 0.9%
414		5	<div></div> 0.3%
415		20	<div></div> 1.3%
417		30	<div></div> 1.9%
418		20	<div></div> 1.3%

File : CSEC3G

District_Name: District name

Value	Label	Cases	Percentage
419		5	0.3%
420		10	0.6%
421		5	0.3%
422		5	0.3%
423		5	0.3%
426		5	0.3%

Warning: these figures indicate the number of cases found in the data file. They cannot be interpreted as summary statistics of the population of interest.

SubCounty: Sub-county/division/town council

Information	[Type= discrete] [Format=numeric] [Range= 101204-426104] [Missing=*]
Statistics [NW/ W]	[Valid=1595 /-] [Invalid=0 /-]

Value	Label	Cases	Percentage
101204		5	0.3%
102101		10	0.6%
102102		20	1.3%
102103		60	3.8%
102104		30	1.9%
102105		35	2.2%
103105		5	0.3%
104102		5	0.3%
104104		5	0.3%
104105		5	0.3%
104208		5	0.3%
105105		5	0.3%
106101		10	0.6%
106106		5	0.3%
107105		10	0.6%
107202		5	0.3%
107302		5	0.3%
107305		5	0.3%
108106		5	0.3%
108301		10	0.6%
108305		5	0.3%
110105		5	0.3%
110203		5	0.3%
110204		5	0.3%
110206		5	0.3%
110207		5	0.3%
110305		5	0.3%
110306		5	0.3%
111102		5	0.3%
111202		10	0.6%
112102		5	0.3%
112104		5	0.3%

File : CSEC3G

SubCounty: Sub-county/division/town council

Value	Label	Cases	Percentage
112203		5	<div></div> 0.3%
112204		5	<div></div> 0.3%
113105		10	<div></div> 0.6%
113111		5	<div></div> 0.3%
113112		5	<div></div> 0.3%
113113		10	<div></div> 0.6%
113303		15	<div></div> 0.9%
113304		5	<div></div> 0.3%
113306		5	<div></div> 0.3%
113307		5	<div></div> 0.3%
115103		5	<div></div> 0.3%
115104		5	<div></div> 0.3%
115202		5	<div></div> 0.3%
115203		5	<div></div> 0.3%
115205		5	<div></div> 0.3%
115207		5	<div></div> 0.3%
116102		5	<div></div> 0.3%
117103		5	<div></div> 0.3%
117104		5	<div></div> 0.3%
117110		10	<div></div> 0.6%
118101		5	<div></div> 0.3%
119103		5	<div></div> 0.3%
120105		5	<div></div> 0.3%
122102		5	<div></div> 0.3%
122105		5	<div></div> 0.3%
122106		5	<div></div> 0.3%
123108		5	<div></div> 0.3%
124101		5	<div></div> 0.3%
124103		5	<div></div> 0.3%
124104		5	<div></div> 0.3%
124107		5	<div></div> 0.3%
124108		5	<div></div> 0.3%
201106		20	<div></div> 1.3%
201110		5	<div></div> 0.3%
203202		5	<div></div> 0.3%
203301		5	<div></div> 0.3%
203303		5	<div></div> 0.3%
204101		5	<div></div> 0.3%
204102		5	<div></div> 0.3%
204203		5	<div></div> 0.3%
204301		10	<div></div> 0.6%
204302		5	<div></div> 0.3%
205104		5	<div></div> 0.3%

File : CSEC3G

SubCounty: Sub-county/division/town council

Value	Label	Cases	Percentage
207103		5	<div></div> 0.3%
208102		10	<div></div> 0.6%
208104		5	<div></div> 0.3%
208107		5	<div></div> 0.3%
209201		10	<div></div> 0.6%
210205		10	<div></div> 0.6%
211101		5	<div></div> 0.3%
211103		5	<div></div> 0.3%
211106		5	<div></div> 0.3%
212104		5	<div></div> 0.3%
212105		5	<div></div> 0.3%
212202		5	<div></div> 0.3%
212305		5	<div></div> 0.3%
212311		5	<div></div> 0.3%
214101		10	<div></div> 0.6%
214102		5	<div></div> 0.3%
214108		5	<div></div> 0.3%
214113		25	<div></div> 1.6%
215109		5	<div></div> 0.3%
215115		5	<div></div> 0.3%
215120		5	<div></div> 0.3%
216202		20	<div></div> 1.3%
218103		5	<div></div> 0.3%
218115		5	<div></div> 0.3%
219103		25	<div></div> 1.6%
221109		10	<div></div> 0.6%
222106		5	<div></div> 0.3%
223108		5	<div></div> 0.3%
223120		5	<div></div> 0.3%
223121		15	<div></div> 0.9%
223126		5	<div></div> 0.3%
223128		5	<div></div> 0.3%
224105		5	<div></div> 0.3%
225103		5	<div></div> 0.3%
225111		5	<div></div> 0.3%
226101		5	<div></div> 0.3%
226103		10	<div></div> 0.6%
226104		5	<div></div> 0.3%
228102		5	<div></div> 0.3%
230107		5	<div></div> 0.3%
232101		5	<div></div> 0.3%
232203		5	<div></div> 0.3%
302101		5	<div></div> 0.3%

File : CSEC3G

SubCounty: Sub-county/division/town council

Value	Label	Cases	Percentage
302201		10	0.6%
302203		5	0.3%
302204		5	0.3%
302205		5	0.3%
303201		5	0.3%
303202		5	0.3%
303204		5	0.3%
303402		5	0.3%
303404		10	0.6%
303405		5	0.3%
303503		5	0.3%
303504		5	0.3%
304102		5	0.3%
304204		10	0.6%
304301		5	0.3%
305102		5	0.3%
306102		5	0.3%
306103		20	1.3%
306106		5	0.3%
307108		10	0.6%
307202		5	0.3%
308102		5	0.3%
309102		5	0.3%
309103		5	0.3%
309204		5	0.3%
310102		5	0.3%
310206		10	0.6%
310207		5	0.3%
311103		10	0.6%
311302		5	0.3%
312105		5	0.3%
313102		5	0.3%
313104		5	0.3%
314103		5	0.3%
317101		5	0.3%
317102		5	0.3%
317106		5	0.3%
318103		20	1.3%
318107		5	0.3%
318114		5	0.3%
319103		5	0.3%
319105		5	0.3%
319107		5	0.3%

File : CSEC3G

SubCounty: Sub-county/division/town council

Value	Label	Cases	Percentage
320103		5	<div></div> 0.3%
320108		5	<div></div> 0.3%
321103		5	<div></div> 0.3%
321105		5	<div></div> 0.3%
321106		5	<div></div> 0.3%
321107		5	<div></div> 0.3%
322108		5	<div></div> 0.3%
322111		5	<div></div> 0.3%
323104		5	<div></div> 0.3%
323106		5	<div></div> 0.3%
323107		5	<div></div> 0.3%
323108		5	<div></div> 0.3%
325101		5	<div></div> 0.3%
325103		15	<div></div> 0.9%
327103		5	<div></div> 0.3%
329106		5	<div></div> 0.3%
330107		10	<div></div> 0.6%
330110		5	<div></div> 0.3%
402207		5	<div></div> 0.3%
402208		5	<div></div> 0.3%
403101		5	<div></div> 0.3%
403105		5	<div></div> 0.3%
403201		5	<div></div> 0.3%
403205		5	<div></div> 0.3%
403301		5	<div></div> 0.3%
404102		5	<div></div> 0.3%
404207		5	<div></div> 0.3%
404403		5	<div></div> 0.3%
405104		5	<div></div> 0.3%
405208		5	<div></div> 0.3%
405211		5	<div></div> 0.3%
405301		5	<div></div> 0.3%
405302		5	<div></div> 0.3%
406108		5	<div></div> 0.3%
406201		5	<div></div> 0.3%
406210		5	<div></div> 0.3%
406212		5	<div></div> 0.3%
406303		5	<div></div> 0.3%
407202		5	<div></div> 0.3%
407205		5	<div></div> 0.3%
407303		5	<div></div> 0.3%
407306		5	<div></div> 0.3%
408102		5	<div></div> 0.3%

File : CSEC3G

SubCounty: Sub-county/division/town council

Value	Label	Cases	Percentage
408112		5	<div></div> 0.3%
408113		5	<div></div> 0.3%
409101		5	<div></div> 0.3%
409203		5	<div></div> 0.3%
409301		5	<div></div> 0.3%
410102		5	<div></div> 0.3%
410105		5	<div></div> 0.3%
410201		15	<div></div> 0.9%
410303		5	<div></div> 0.3%
411103		5	<div></div> 0.3%
411203		5	<div></div> 0.3%
411302		5	<div></div> 0.3%
411304		5	<div></div> 0.3%
411402		5	<div></div> 0.3%
411403		5	<div></div> 0.3%
412103		5	<div></div> 0.3%
412201		5	<div></div> 0.3%
412203		5	<div></div> 0.3%
414116		5	<div></div> 0.3%
415105		5	<div></div> 0.3%
415106		5	<div></div> 0.3%
415110		5	<div></div> 0.3%
415114		5	<div></div> 0.3%
417101		5	<div></div> 0.3%
417102		5	<div></div> 0.3%
417104		5	<div></div> 0.3%
417105		5	<div></div> 0.3%
417110		5	<div></div> 0.3%
417114		5	<div></div> 0.3%
418104		5	<div></div> 0.3%
418201		5	<div></div> 0.3%
418202		5	<div></div> 0.3%
418209		5	<div></div> 0.3%
419204		5	<div></div> 0.3%
420107		5	<div></div> 0.3%
420108		5	<div></div> 0.3%
421108		5	<div></div> 0.3%
422102		5	<div></div> 0.3%
423109		5	<div></div> 0.3%
426104		5	<div></div> 0.3%

Warning: these figures indicate the number of cases found in the data file. They cannot be interpreted as summary statistics of the population of interest.

Parish: Parish/ward

Information [Type= discrete] [Format=numeric] [Range= 10120402-42610402] [Missing=*]

File : CSEC3G

Parish: Parish/ward

Statistics [NW/ W] [Valid=1595 /-] [Invalid=0 /-]

Value	Label	Cases	Percentage
10120402		5	<div></div> 0.3%
10210104		5	<div></div> 0.3%
10210108		5	<div></div> 0.3%
10210202		5	<div></div> 0.3%
10210205		5	<div></div> 0.3%
10210206		5	<div></div> 0.3%
10210208		5	<div></div> 0.3%
10210301		5	<div></div> 0.3%
10210302		5	<div></div> 0.3%
10210304		5	<div></div> 0.3%
10210305		10	<div></div> 0.6%
10210306		5	<div></div> 0.3%
10210308		5	<div></div> 0.3%
10210309		20	<div></div> 1.3%
10210312		5	<div></div> 0.3%
10210401		5	<div></div> 0.3%
10210402		5	<div></div> 0.3%
10210410		5	<div></div> 0.3%
10210411		5	<div></div> 0.3%
10210417		5	<div></div> 0.3%
10210419		5	<div></div> 0.3%
10210501		5	<div></div> 0.3%
10210503		5	<div></div> 0.3%
10210504		5	<div></div> 0.3%
10210510		5	<div></div> 0.3%
10210513		5	<div></div> 0.3%
10210515		5	<div></div> 0.3%
10210518		5	<div></div> 0.3%
10310505		5	<div></div> 0.3%
10410204		5	<div></div> 0.3%
10410403		5	<div></div> 0.3%
10410504		5	<div></div> 0.3%
10420804		5	<div></div> 0.3%
10510502		5	<div></div> 0.3%
10610101		5	<div></div> 0.3%
10610109		5	<div></div> 0.3%
10610606		5	<div></div> 0.3%
10710503		5	<div></div> 0.3%
10710505		5	<div></div> 0.3%
10720206		5	<div></div> 0.3%
10730203		5	<div></div> 0.3%
10730507		5	<div></div> 0.3%

File : CSEC3G

Parish: Parish/ward

Value	Label	Cases	Percentage
10810603		5	0.3%
10830101		5	0.3%
10830105		5	0.3%
10830502		5	0.3%
11010501		5	0.3%
11020306		5	0.3%
11020401		5	0.3%
11020603		5	0.3%
11020704		5	0.3%
11030501		5	0.3%
11030601		5	0.3%
11110201		5	0.3%
11120204		5	0.3%
11120206		5	0.3%
11210203		5	0.3%
11210402		5	0.3%
11220301		5	0.3%
11220403		5	0.3%
11310504		5	0.3%
11310505		5	0.3%
11311102		5	0.3%
11311203		5	0.3%
11311302		5	0.3%
11311306		5	0.3%
11330301		10	0.6%
11330305		5	0.3%
11330403		5	0.3%
11330606		5	0.3%
11330701		5	0.3%
11510302		5	0.3%
11510403		5	0.3%
11520209		5	0.3%
11520307		5	0.3%
11520504		5	0.3%
11520703		5	0.3%
11610205		5	0.3%
11710308		5	0.3%
11710405		5	0.3%
11711003		10	0.6%
11810104		5	0.3%
11910303		5	0.3%
12010502		5	0.3%
12210206		5	0.3%

File : CSEC3G

Parish: Parish/ward

Value	Label	Cases	Percentage
12210502		5	0.3%
12210602		5	0.3%
12310803		5	0.3%
12410106		5	0.3%
12410302		5	0.3%
12410401		5	0.3%
12410701		5	0.3%
12410802		5	0.3%
20110602		20	1.3%
20111009		5	0.3%
20320203		5	0.3%
20330101		5	0.3%
20330304		5	0.3%
20410103		5	0.3%
20410204		5	0.3%
20420301		5	0.3%
20430101		5	0.3%
20430102		5	0.3%
20430205		5	0.3%
20510401		5	0.3%
20710301		5	0.3%
20810214		10	0.6%
20810404		5	0.3%
20810713		5	0.3%
20920101		5	0.3%
20920104		5	0.3%
21020504		10	0.6%
21110105		5	0.3%
21110303		5	0.3%
21110603		5	0.3%
21210403		5	0.3%
21210504		5	0.3%
21220201		5	0.3%
21230502		5	0.3%
21231101		5	0.3%
21410104		5	0.3%
21410106		5	0.3%
21410202		5	0.3%
21410801		5	0.3%
21411301		5	0.3%
21411303		20	1.3%
21510902		5	0.3%
21511502		5	0.3%

File : CSEC3G

Parish: Parish/ward

Value	Label	Cases	Percentage
21512002		5	<div></div> 0.3%
21620203		20	<div></div> 1.3%
21810302		5	<div></div> 0.3%
21811504		5	<div></div> 0.3%
21910313		5	<div></div> 0.3%
21910317		20	<div></div> 1.3%
22110902		5	<div></div> 0.3%
22110905		5	<div></div> 0.3%
22210602		5	<div></div> 0.3%
22310805		5	<div></div> 0.3%
22312002		5	<div></div> 0.3%
22312101		10	<div></div> 0.6%
22312103		5	<div></div> 0.3%
22312601		5	<div></div> 0.3%
22312801		5	<div></div> 0.3%
22410505		5	<div></div> 0.3%
22510304		5	<div></div> 0.3%
22511103		5	<div></div> 0.3%
22610101		5	<div></div> 0.3%
22610302		5	<div></div> 0.3%
22610303		5	<div></div> 0.3%
22610405		5	<div></div> 0.3%
22810203		5	<div></div> 0.3%
23010709		5	<div></div> 0.3%
23210104		5	<div></div> 0.3%
23220304		5	<div></div> 0.3%
30210102		5	<div></div> 0.3%
30220105		5	<div></div> 0.3%
30220107		5	<div></div> 0.3%
30220302		5	<div></div> 0.3%
30220405		5	<div></div> 0.3%
30220505		5	<div></div> 0.3%
30320102		5	<div></div> 0.3%
30320207		5	<div></div> 0.3%
30320405		5	<div></div> 0.3%
30340204		5	<div></div> 0.3%
30340401		5	<div></div> 0.3%
30340403		5	<div></div> 0.3%
30340507		5	<div></div> 0.3%
30350304		5	<div></div> 0.3%
30350402		5	<div></div> 0.3%
30410201		5	<div></div> 0.3%
30420401		5	<div></div> 0.3%

File : CSEC3G

Parish: Parish/ward

Value	Label	Cases	Percentage
30420402		5	0.3%
30430104		5	0.3%
30510208		5	0.3%
30610203		5	0.3%
30610301		20	1.3%
30610601		5	0.3%
30710802		5	0.3%
30710803		5	0.3%
30720203		5	0.3%
30810206		5	0.3%
30910205		5	0.3%
30910305		5	0.3%
30920406		5	0.3%
31010202		5	0.3%
31020603		5	0.3%
31020604		5	0.3%
31020706		5	0.3%
31110302		10	0.6%
31130201		5	0.3%
31210502		5	0.3%
31310205		5	0.3%
31310403		5	0.3%
31410304		5	0.3%
31710101		5	0.3%
31710202		5	0.3%
31710605		5	0.3%
31810302		20	1.3%
31810705		5	0.3%
31811402		5	0.3%
31910303		5	0.3%
31910508		5	0.3%
31910702		5	0.3%
32010303		5	0.3%
32010808		5	0.3%
32110304		5	0.3%
32110505		5	0.3%
32110601		5	0.3%
32110706		5	0.3%
32210802		5	0.3%
32211104		5	0.3%
32310403		5	0.3%
32310604		5	0.3%
32310701		5	0.3%

File : CSEC3G

Parish: Parish/ward

Value	Label	Cases	Percentage
32310802		5	0.3%
32510102		5	0.3%
32510305		5	0.3%
32510306		10	0.6%
32710303		5	0.3%
32910602		5	0.3%
33010701		5	0.3%
33010703		5	0.3%
33011001		5	0.3%
40220705		5	0.3%
40220805		5	0.3%
40310102		5	0.3%
40310505		5	0.3%
40320102		5	0.3%
40320504		5	0.3%
40330104		5	0.3%
40410203		5	0.3%
40420704		5	0.3%
40440303		5	0.3%
40510402		5	0.3%
40520803		5	0.3%
40521103		5	0.3%
40530104		5	0.3%
40530203		5	0.3%
40610804		5	0.3%
40620102		5	0.3%
40621003		5	0.3%
40621201		5	0.3%
40630307		5	0.3%
40720204		5	0.3%
40720501		5	0.3%
40730303		5	0.3%
40730604		5	0.3%
40810201		5	0.3%
40811202		5	0.3%
40811304		5	0.3%
40910104		5	0.3%
40920305		5	0.3%
40930103		5	0.3%
41010204		5	0.3%
41010502		5	0.3%
41020101		15	0.9%
41030306		5	0.3%

File : CSEC3G

Parish: Parish/ward

Value	Label	Cases	Percentage	
41110301		5	<div></div>	0.3%
41120302		5	<div></div>	0.3%
41130202		5	<div></div>	0.3%
41130402		5	<div></div>	0.3%
41140202		5	<div></div>	0.3%
41140303		5	<div></div>	0.3%
41210304		5	<div></div>	0.3%
41220107		5	<div></div>	0.3%
41220304		5	<div></div>	0.3%
41411601		5	<div></div>	0.3%
41510502		5	<div></div>	0.3%
41510608		5	<div></div>	0.3%
41511004		5	<div></div>	0.3%
41511407		5	<div></div>	0.3%
41710101		5	<div></div>	0.3%
41710201		5	<div></div>	0.3%
41710401		5	<div></div>	0.3%
41710501		5	<div></div>	0.3%
41711004		5	<div></div>	0.3%
41711404		5	<div></div>	0.3%
41810403		5	<div></div>	0.3%
41820102		5	<div></div>	0.3%
41820201		5	<div></div>	0.3%
41820907		5	<div></div>	0.3%
41920402		5	<div></div>	0.3%
42010704		5	<div></div>	0.3%
42010803		5	<div></div>	0.3%
42110801		5	<div></div>	0.3%
42210204		5	<div></div>	0.3%
42310905		5	<div></div>	0.3%
42610402		5	<div></div>	0.3%

Warning: these figures indicate the number of cases found in the data file. They cannot be interpreted as summary statistics of the population of interest.

Villagecode: Village code

Information	[Type= discrete] [Format=numeric] [Range= 1012040204-4261040201] [Missing=*]			
Statistics [NW/ W]	[Valid=1595 /-] [Invalid=0 /-]			
Value	Label	Cases	Percentage	
1012040204		5	<div></div>	0.3%
1021010402		5	<div></div>	0.3%
1021010802		5	<div></div>	0.3%
1021020205		5	<div></div>	0.3%
1021020504		5	<div></div>	0.3%
1021020601		5	<div></div>	0.3%
1021020805		5	<div></div>	0.3%

File : CSEC3G

Villagecode: Village code

Value	Label	Cases	Percentage
1021030109		5	0.3%
1021030203		5	0.3%
1021030412		5	0.3%
1021030504		5	0.3%
1021030509		5	0.3%
1021030606		5	0.3%
1021030803		5	0.3%
1021030904		20	1.3%
1021031208		5	0.3%
1021040102		5	0.3%
1021040203		5	0.3%
1021041002		5	0.3%
1021041118		5	0.3%
1021041701		5	0.3%
1021041903		5	0.3%
1021050106		5	0.3%
1021050307		5	0.3%
1021050405		5	0.3%
1021051004		5	0.3%
1021051305		5	0.3%
1021051506		5	0.3%
1021051832		5	0.3%
1031050505		5	0.3%
1041020405		5	0.3%
1041040304		5	0.3%
1041050403		5	0.3%
1042080404		5	0.3%
1051050201		5	0.3%
1061010108		5	0.3%
1061010902		5	0.3%
1061060602		5	0.3%
1071050302		5	0.3%
1071050503		5	0.3%
1072020601		5	0.3%
1073020305		5	0.3%
1073050702		5	0.3%
1081060309		5	0.3%
1083010101		5	0.3%
1083010505		5	0.3%
1083050204		5	0.3%
1101050107		5	0.3%
1102030601		5	0.3%
1102040107		5	0.3%

File : CSEC3G

Villagecode: Village code

Value	Label	Cases	Percentage	
1102060309		5	<div></div>	0.3%
1102070403		5	<div></div>	0.3%
1103050102		5	<div></div>	0.3%
1103060102		5	<div></div>	0.3%
1111020105		5	<div></div>	0.3%
1112020403		5	<div></div>	0.3%
1112020618		5	<div></div>	0.3%
1121020302		5	<div></div>	0.3%
1121040209		5	<div></div>	0.3%
1122030104		5	<div></div>	0.3%
1122040303		5	<div></div>	0.3%
1131050402		5	<div></div>	0.3%
1131050505		5	<div></div>	0.3%
1131110205		5	<div></div>	0.3%
1131120307		5	<div></div>	0.3%
1131130204		5	<div></div>	0.3%
1131130602		5	<div></div>	0.3%
1133030101		5	<div></div>	0.3%
1133030109		5	<div></div>	0.3%
1133030504		5	<div></div>	0.3%
1133040308		5	<div></div>	0.3%
1133060601		5	<div></div>	0.3%
1133070102		5	<div></div>	0.3%
1151030204		5	<div></div>	0.3%
1151040307		5	<div></div>	0.3%
1152020907		5	<div></div>	0.3%
1152030702		5	<div></div>	0.3%
1152050405		5	<div></div>	0.3%
1152070306		5	<div></div>	0.3%
1161020501		5	<div></div>	0.3%
1171030802		5	<div></div>	0.3%
1171040504		5	<div></div>	0.3%
1171100309		5	<div></div>	0.3%
1171100312		5	<div></div>	0.3%
1181010407		5	<div></div>	0.3%
1191030304		5	<div></div>	0.3%
1201050202		5	<div></div>	0.3%
1221020604		5	<div></div>	0.3%
1221050203		5	<div></div>	0.3%
1221060206		5	<div></div>	0.3%
1231080303		5	<div></div>	0.3%
1241010603		5	<div></div>	0.3%
1241030216		5	<div></div>	0.3%

File : CSEC3G

Villagecode: Village code

Value	Label	Cases	Percentage
1241040102		5	0.3%
1241070106		5	0.3%
1241080210		5	0.3%
2011060205		20	1.3%
2011100902		5	0.3%
2032020304		5	0.3%
2033010101		5	0.3%
2033030403		5	0.3%
2041010302		5	0.3%
2041020405		5	0.3%
2042030105		5	0.3%
2043010103		5	0.3%
2043010202		5	0.3%
2043020514		5	0.3%
2051040101		5	0.3%
2071030105		5	0.3%
2081021402		10	0.6%
2081040401		5	0.3%
2081071301		5	0.3%
2092010105		5	0.3%
2092010401		5	0.3%
2102050401		10	0.6%
2111010504		5	0.3%
2111030302		5	0.3%
2111060303		5	0.3%
2121040306		5	0.3%
2121050407		5	0.3%
2122020101		5	0.3%
2123050204		5	0.3%
2123110101		5	0.3%
2141010403		5	0.3%
2141010604		5	0.3%
2141020206		5	0.3%
2141080105		5	0.3%
2141130103		5	0.3%
2141130307		20	1.3%
2151090208		5	0.3%
2151150202		5	0.3%
2151200204		5	0.3%
2162020306		20	1.3%
2181030213		5	0.3%
2181150401		5	0.3%
2191031301		5	0.3%

File : CSEC3G

Villagecode: Village code

Value	Label	Cases	Percentage
2191031702		20	<div></div> 1.3%
2211090203		5	<div></div> 0.3%
2211090505		5	<div></div> 0.3%
2221060201		5	<div></div> 0.3%
2231080506		5	<div></div> 0.3%
2231200204		5	<div></div> 0.3%
2231210104		5	<div></div> 0.3%
2231210105		5	<div></div> 0.3%
2231210302		5	<div></div> 0.3%
2231260115		5	<div></div> 0.3%
2231280102		5	<div></div> 0.3%
2241050511		5	<div></div> 0.3%
2251030415		5	<div></div> 0.3%
2251110322		5	<div></div> 0.3%
2261010102		5	<div></div> 0.3%
2261030205		5	<div></div> 0.3%
2261030301		5	<div></div> 0.3%
2261040510		5	<div></div> 0.3%
2281020304		5	<div></div> 0.3%
2301070905		5	<div></div> 0.3%
2321010406		5	<div></div> 0.3%
2322030405		5	<div></div> 0.3%
3021010215		5	<div></div> 0.3%
3022010508		5	<div></div> 0.3%
3022010708		5	<div></div> 0.3%
3022030205		5	<div></div> 0.3%
3022040505		5	<div></div> 0.3%
3022050502		5	<div></div> 0.3%
3032010205		5	<div></div> 0.3%
3032020706		5	<div></div> 0.3%
3032040506		5	<div></div> 0.3%
3034020408		5	<div></div> 0.3%
3034040102		5	<div></div> 0.3%
3034040304		5	<div></div> 0.3%
3034050711		5	<div></div> 0.3%
3035030411		5	<div></div> 0.3%
3035040205		5	<div></div> 0.3%
3041020101		5	<div></div> 0.3%
3042040105		5	<div></div> 0.3%
3042040201		5	<div></div> 0.3%
3043010404		5	<div></div> 0.3%
3051020803		5	<div></div> 0.3%
3061020306		5	<div></div> 0.3%

File : CSEC3G

Villagecode: Village code

Value	Label	Cases	Percentage
3061030101		20	<div></div> 1.3%
3061060103		5	<div></div> 0.3%
3071080206		5	<div></div> 0.3%
3071080301		5	<div></div> 0.3%
3072020302		5	<div></div> 0.3%
3081020606		5	<div></div> 0.3%
3091020502		5	<div></div> 0.3%
3091030501		5	<div></div> 0.3%
3092040606		5	<div></div> 0.3%
3101020203		5	<div></div> 0.3%
3102060309		5	<div></div> 0.3%
3102060408		5	<div></div> 0.3%
3102070603		5	<div></div> 0.3%
3111030202		10	<div></div> 0.6%
3113020101		5	<div></div> 0.3%
3121050202		5	<div></div> 0.3%
3131020505		5	<div></div> 0.3%
3131040312		5	<div></div> 0.3%
3141030403		5	<div></div> 0.3%
3171010102		5	<div></div> 0.3%
3171020201		5	<div></div> 0.3%
3171060512		5	<div></div> 0.3%
3181030204		20	<div></div> 1.3%
3181070501		5	<div></div> 0.3%
3181140207		5	<div></div> 0.3%
3191030304		5	<div></div> 0.3%
3191050803		5	<div></div> 0.3%
3191070202		5	<div></div> 0.3%
3201030323		5	<div></div> 0.3%
3201080801		5	<div></div> 0.3%
3211030405		5	<div></div> 0.3%
3211050502		5	<div></div> 0.3%
3211060105		5	<div></div> 0.3%
3211070617		5	<div></div> 0.3%
3221080206		5	<div></div> 0.3%
3221110412		5	<div></div> 0.3%
3231040301		5	<div></div> 0.3%
3231060409		5	<div></div> 0.3%
3231070104		5	<div></div> 0.3%
3231080204		5	<div></div> 0.3%
3251010205		5	<div></div> 0.3%
3251030508		5	<div></div> 0.3%
3251030601		5	<div></div> 0.3%

File : CSEC3G

Villagecode: Village code

Value	Label	Cases	Percentage
3251030602		5	0.3%
3271030305		5	0.3%
3291060206		5	0.3%
3301070101		5	0.3%
3301070303		5	0.3%
3301100102		5	0.3%
4022070507		5	0.3%
4022080505		5	0.3%
4031010202		5	0.3%
4031050502		5	0.3%
4032010205		5	0.3%
4032050403		5	0.3%
4033010412		5	0.3%
4041020302		5	0.3%
4042070409		5	0.3%
4044030303		5	0.3%
4051040205		5	0.3%
4052080304		5	0.3%
4052110310		5	0.3%
4053010409		5	0.3%
4053020304		5	0.3%
4061080401		5	0.3%
4062010203		5	0.3%
4062100306		5	0.3%
4062120102		5	0.3%
4063030706		5	0.3%
4072020402		5	0.3%
4072050104		5	0.3%
4073030305		5	0.3%
4073060419		5	0.3%
4081020104		5	0.3%
4081120206		5	0.3%
4081130406		5	0.3%
4091010401		5	0.3%
4092030509		5	0.3%
4093010304		5	0.3%
4101020405		5	0.3%
4101050204		5	0.3%
4102010106		5	0.3%
4102010107		10	0.6%
4103030601		5	0.3%
4111030105		5	0.3%
4112030202		5	0.3%

File : CSEC3G

Villagecode: Village code

Value	Label	Cases	Percentage	
4113020204		5	<div></div>	0.3%
4113040203		5	<div></div>	0.3%
4114020204		5	<div></div>	0.3%
4114030308		5	<div></div>	0.3%
4121030414		5	<div></div>	0.3%
4122010704		5	<div></div>	0.3%
4122030405		5	<div></div>	0.3%
4141160106		5	<div></div>	0.3%
4151050204		5	<div></div>	0.3%
4151060812		5	<div></div>	0.3%
4151100404		5	<div></div>	0.3%
4151140703		5	<div></div>	0.3%
4171010109		5	<div></div>	0.3%
4171020103		5	<div></div>	0.3%
4171040107		5	<div></div>	0.3%
4171050107		5	<div></div>	0.3%
4171100404		5	<div></div>	0.3%
4171140402		5	<div></div>	0.3%
4181040301		5	<div></div>	0.3%
4182010203		5	<div></div>	0.3%
4182020104		5	<div></div>	0.3%
4182090702		5	<div></div>	0.3%
4192040205		5	<div></div>	0.3%
4201070403		5	<div></div>	0.3%
4201080309		5	<div></div>	0.3%
4211080107		5	<div></div>	0.3%
4221020401		5	<div></div>	0.3%
4231090509		5	<div></div>	0.3%
4261040201		5	<div></div>	0.3%

Warning: these figures indicate the number of cases found in the data file. They cannot be interpreted as summary statistics of the population of interest.

SchoolMeeting_ID: CFSchoolMeeting

Information		[Type= discrete] [Format=numeric] [Range= 1-5] [Missing=*]		
Statistics [NW/ W]		[Valid=1595 /-] [Invalid=0 /-]		
Value	Label	Cases	Percentage	
1	Staff meetings	319		20.0%
2	PTA meetings	319		20.0%
3	School Management Committees	319		20.0%
4	One-to-One: Parent-Class teacher meetings	319		20.0%
5	Student leader-staff meetings	319		20.0%

Warning: these figures indicate the number of cases found in the data file. They cannot be interpreted as summary statistics of the population of interest.

C3GQ38: Does the school hold [SchoolMeeting_ID]?

Information	[Type= discrete] [Format=numeric] [Range= 1-2] [Missing=*]
-------------	--

File : CSEC3G

C3GQ38: Does the school hold [SchoolMeeting_ID]?

Statistics [NW/ W] [Valid=1365 /-] [Invalid=230 /-]

Value	Label	Cases	Percentage
1	Yes	1118	<div><div></div></div> 81.9%
2	No	247	<div><div></div></div> 18.1%
Sysmiss		230	

Warning: these figures indicate the number of cases found in the data file. They cannot be interpreted as summary statistics of the population of interest.

C3GQ39A: In which month and year was the last meeting held? (MONTH)

Information [Type= discrete] [Format=numeric] [Range= 1-12] [Missing=*]

Statistics [NW/ W] [Valid=1118 /-] [Invalid=477 /-]

Value	Label	Cases	Percentage
1	January	17	<div><div></div></div> 1.5%
2	February	103	<div><div></div></div> 9.2%
3	March	74	<div><div></div></div> 6.6%
4	April	42	<div><div></div></div> 3.8%
5	May	39	<div><div></div></div> 3.5%
6	June	78	<div><div></div></div> 7.0%
7	July	108	<div><div></div></div> 9.7%
8	August	119	<div><div></div></div> 10.6%
9	September	134	<div><div></div></div> 12.0%
10	October	166	<div><div></div></div> 14.8%
11	November	167	<div><div></div></div> 14.9%
12	December	71	<div><div></div></div> 6.4%
Sysmiss		477	

Warning: these figures indicate the number of cases found in the data file. They cannot be interpreted as summary statistics of the population of interest.

C3GQ39B: In which month and year was the last meeting held? (YEAR)

Information [Type= discrete] [Format=numeric] [Range= 2007-2014] [Missing=*]

Statistics [NW/ W] [Valid=1118 /-] [Invalid=477 /-]

Value	Label	Cases	Percentage
2007		1	<div><div></div></div> 0.1%
2011		2	<div><div></div></div> 0.2%
2012		20	<div><div></div></div> 1.8%
2013		834	<div><div></div></div> 74.6%
2014		261	<div><div></div></div> 23.3%
Sysmiss		477	

Warning: these figures indicate the number of cases found in the data file. They cannot be interpreted as summary statistics of the population of interest.

C3GQ40: Where minutes kept from this meeting?

Information [Type= discrete] [Format=numeric] [Range= 1-2] [Missing=*]

Statistics [NW/ W] [Valid=792 /-] [Invalid=803 /-]

Value	Label	Cases	Percentage
1	Yes	792	<div><div></div></div> 100.0%
2	No	0	
Sysmiss		803	

File : CSEC3G

C3GQ40: Where minutes kept from this meeting?

Warning: these figures indicate the number of cases found in the data file. They cannot be interpreted as summary statistics of the population of interest.

C3GQ41: How often are [SchoolMeeting_ID] held?

Information [Type= discrete] [Format=numeric] [Range= 1-8] [Missing=*]

Statistics [NW/ W] [Valid=1118 /-] [Invalid=477 /-]

Value	Label	Cases	Percentage
1	Weekly	28	2.5%
2	Monthly	179	16.0%
3	Once a term	496	44.4%
4	Half Yearly	41	3.7%
5	Yearly	115	10.3%
6	Ad hoc	55	4.9%
8	Other (specify)	204	18.2%
Sysmiss		477	

Warning: these figures indicate the number of cases found in the data file. They cannot be interpreted as summary statistics of the population of interest.

C3GQ38_V2: Does the school hold [SchoolMeeting_ID]? - v2

Information [Type= discrete] [Format=numeric] [Range= 1-2] [Missing=*]

Statistics [NW/ W] [Valid=1090 /-] [Invalid=505 /-]

Value	Label	Cases	Percentage
1	Yes	866	79.4%
2	No	224	20.6%
Sysmiss		505	

Warning: these figures indicate the number of cases found in the data file. They cannot be interpreted as summary statistics of the population of interest.

C3GQ39A_V2: In which month and year was the last meeting held? (MONTH) - v2

Information [Type= discrete] [Format=numeric] [Range= 1-12] [Missing=*]

Statistics [NW/ W] [Valid=866 /-] [Invalid=729 /-]

Value	Label	Cases	Percentage
1	January	4	0.5%
2	February	133	15.4%
3	March	213	24.6%
4	April	125	14.4%
5	May	97	11.2%
6	June	107	12.4%
7	July	90	10.4%
8	August	29	3.3%
9	September	5	0.6%
10	October	17	2.0%
11	November	31	3.6%
12	December	15	1.7%
Sysmiss		729	

Warning: these figures indicate the number of cases found in the data file. They cannot be interpreted as summary statistics of the population of interest.

C3GQ39B_V2: In which month and year was the last meeting held? (YEAR) - v2

Information [Type= continuous] [Format=numeric] [Range= 142-2104] [Missing=*]

File : CSEC3G			
# C3GQ39B_V2: In which month and year was the last meeting held? (YEAR) - v2			
Statistics [NW/ W]		[Valid=865 /-] [Invalid=730 /-]	
# C3GQ40_V2: Where minutes kept from this meeting? - v2			
Information		[Type= discrete] [Format=numeric] [Range= 1-2] [Missing=*]	
Statistics [NW/ W]		[Valid=628 /-] [Invalid=967 /-]	
Value	Label	Cases	Percentage
1	Yes	627	<div><div></div></div> 99.8%
2	No	1	<div><div></div></div> 0.2%
Sysmiss		967	
Warning: these figures indicate the number of cases found in the data file. They cannot be interpreted as summary statistics of the population of interest.			
# C3GQ41_V2: How often are [SchoolMeeting_ID] held? - v2			
Information		[Type= discrete] [Format=numeric] [Range= 1-8] [Missing=*]	
Statistics [NW/ W]		[Valid=865 /-] [Invalid=730 /-]	
Value	Label	Cases	Percentage
1	Weekly	40	<div><div></div></div> 4.6%
2	Monthly	125	<div><div></div></div> 14.5%
3	Once a term	401	<div><div></div></div> 46.4%
4	Half Yearly	20	<div><div></div></div> 2.3%
5	Yearly	69	<div><div></div></div> 8.0%
6	Ad hoc	25	<div><div></div></div> 2.9%
8	Other (specify)	185	<div><div></div></div> 21.4%
Sysmiss		730	
Warning: these figures indicate the number of cases found in the data file. They cannot be interpreted as summary statistics of the population of interest.			
# Education_Response: Education Response Status			
Information		[Type= discrete] [Format=numeric] [Range= 1-3] [Missing=*]	
Statistics [NW/ W]		[Valid=1480 /-] [Invalid=115 /-]	
Value	Label	Cases	Percentage
1	Completed	815	<div><div></div></div> 55.1%
2	Partially Done	235	<div><div></div></div> 15.9%
3	Not Done	430	<div><div></div></div> 29.1%
Sysmiss		115	
Warning: these figures indicate the number of cases found in the data file. They cannot be interpreted as summary statistics of the population of interest.			
# Reason_Edu_Not_Done: Reason Education was not done:			
Information		[Type= discrete] [Format=character] [Missing=*]	
Statistics [NW/ W]		[Valid=410 /-]	
Value	Label	Cases	Percentage
Away for holiday.		5	<div><div></div></div> 1.2%
Away for holidays		5	<div><div></div></div> 1.2%
CALL BACK. PERSON RESPONSIBLE NOT AROUND		5	<div><div></div></div> 1.2%

File : CSEC3G

Reason_Edu_Not_Done: Reason Education was not done:

Value	Label	Cases	Percentage
EVEN ON VISIT 2 ITS STILL AN APPOINTMENT BUT THEY ARE JUST TOSSING ME AROUND			
HOLIDAY		10	<div><div></div></div> 2.4%
HOLIDAY & WEEKEND		5	<div><div></div></div> 1.2%
HOLIDAY TIME		10	<div><div></div></div> 2.4%
HOLIDAY/ MUSIC FESTIVAL		5	<div><div></div></div> 1.2%
HOLIDAYS		5	<div><div></div></div> 1.2%
Holidays and no teachers around for data		5	<div><div></div></div> 1.2%
IT WAS HOLIDAY TIME SO THE SCHOOL WAS CLOSED		5	<div><div></div></div> 1.2%
No Contact		5	<div><div></div></div> 1.2%
No respondent since the school closed for holiday		5	<div><div></div></div> 1.2%
Not done Schools in holidays		5	<div><div></div></div> 1.2%
Not done schools in holidays		5	<div><div></div></div> 1.2%
OFF for HOLIDAY. HM NOT FOUND		5	<div><div></div></div> 1.2%
On holiday		60	<div><div></div></div> 14.6%
Over a weekend		5	<div><div></div></div> 1.2%
REFUSED		5	<div><div></div></div> 1.2%
SCHOOL CLOSED FOR HOLIDAY		20	<div><div></div></div> 4.9%
SCHOOL CLOSED FOR HOLIDAYS		15	<div><div></div></div> 3.7%
SCHOOL CLOSED FOR HOLIDAYS. NO ONE AROUND		5	<div><div></div></div> 1.2%










File : CSEC3G

Reason_Edu_Not_Done: Reason Education was not done:

Value	Label	Cases	Percentage
SCHOOL CLOSED, ITS A WEEKEND		5	<div><div></div></div> 1.2%
SCHOOL IN HOLIDAY		20	<div><div></div></div> 4.9%
SCHOOL IN HOLIDAYS		5	<div><div></div></div> 1.2%
SCHOOL WAS CLOSED FOR HOLIDAYS		5	<div><div></div></div> 1.2%
SCHOOL WAS CLOSED IT WAS HOLIDAYS		5	<div><div></div></div> 1.2%
SCHOOLS IN HOLIDAYS		5	<div><div></div></div> 1.2%
SCHOOLS IN HOLIDAYS FULLY CLOSED		5	<div><div></div></div> 1.2%
Schools in holidays		5	<div><div></div></div> 1.2%
Shools in holidays		5	<div><div></div></div> 1.2%
THE SCHOOL HAD CLOSED FOR HOLIDAYS		5	<div><div></div></div> 1.2%
THE SCHOOL WAS CLOSED BECAUSE IT WAS HOLIDAY TIME		5	<div><div></div></div> 1.2%
THE SCHOOL WAS CLOSED FOR HOLIDAYS		10	<div><div></div></div> 2.4%
THE SCHOOL WAS CLOSED SINCE IT WAS STILL HOLIDAY TIME		5	<div><div></div></div> 1.2%
THE SCHOOL WAS STILL CLOSED FOR HOLIDAYS		5	<div><div></div></div> 1.2%
The school was still closed for holidays		5	<div><div></div></div> 1.2%
WEEKEND		10	<div><div></div></div> 2.4%
Weekend		5	<div><div></div></div> 1.2%
holiday		30	<div><div></div></div> 7.3%
holiday time		10	<div><div></div></div> 2.4%

File : CSEC3G

Reason_Edu_Not_Done: Reason Education was not done:

Value	Label	Cases	Percentage
holidays		10	 2.4%
no one was present at school		5	 1.2%
no school at the island		5	 1.2%
not school day, weekend		5	 1.2%
on holiday		5	 1.2%
school closed for holidays		10	 2.4%
school closed for holidays.no one found to respond		5	 1.2%
schools in holidays		10	 2.4%
weekend		10	 2.4%

Warning: these figures indicate the number of cases found in the data file. They cannot be interpreted as summary statistics of the population of interest.

File : CSEC3H

District_Name: District name

Information [Type= discrete] [Format=numeric] [Range= 101-426] [Missing=*]

Statistics [NW/ W] [Valid=957 /-] [Invalid=0 /-]

Value	Label	Cases	Percentage
101		3	0.3%
102		93	9.7%
103		3	0.3%
104		12	1.3%
105		3	0.3%
106		9	0.9%
107		15	1.6%
108		12	1.3%
110		21	2.2%
111		9	0.9%
112		12	1.3%
113		36	3.8%
115		18	1.9%
116		3	0.3%
117		12	1.3%
118		3	0.3%
119		3	0.3%
120		3	0.3%
122		9	0.9%
123		3	0.3%
124		15	1.6%
201		15	1.6%
203		9	0.9%
204		18	1.9%
205		3	0.3%
207		3	0.3%
208		12	1.3%
209		6	0.6%
210		6	0.6%
211		9	0.9%
212		15	1.6%
214		27	2.8%
215		9	0.9%
216		12	1.3%
218		6	0.6%
219		15	1.6%
221		6	0.6%
222		3	0.3%
223		21	2.2%
224		3	0.3%
225		6	0.6%

File : CSEC3H

District_Name: District name

Value	Label	Cases	Percentage
226		12	<div></div> 1.3%
228		3	<div></div> 0.3%
230		3	<div></div> 0.3%
232		6	<div></div> 0.6%
302		18	<div></div> 1.9%
303		27	<div></div> 2.8%
304		12	<div></div> 1.3%
305		3	<div></div> 0.3%
306		18	<div></div> 1.9%
307		9	<div></div> 0.9%
308		3	<div></div> 0.3%
309		9	<div></div> 0.9%
310		12	<div></div> 1.3%
311		9	<div></div> 0.9%
312		3	<div></div> 0.3%
313		6	<div></div> 0.6%
314		3	<div></div> 0.3%
317		9	<div></div> 0.9%
318		18	<div></div> 1.9%
319		9	<div></div> 0.9%
320		6	<div></div> 0.6%
321		12	<div></div> 1.3%
322		6	<div></div> 0.6%
323		12	<div></div> 1.3%
325		12	<div></div> 1.3%
327		3	<div></div> 0.3%
329		3	<div></div> 0.3%
330		9	<div></div> 0.9%
402		6	<div></div> 0.6%
403		15	<div></div> 1.6%
404		9	<div></div> 0.9%
405		15	<div></div> 1.6%
406		15	<div></div> 1.6%
407		12	<div></div> 1.3%
408		9	<div></div> 0.9%
409		9	<div></div> 0.9%
410		18	<div></div> 1.9%
411		18	<div></div> 1.9%
412		9	<div></div> 0.9%
414		3	<div></div> 0.3%
415		12	<div></div> 1.3%
417		18	<div></div> 1.9%
418		12	<div></div> 1.3%

File : CSEC3H

District_Name: District name

Value	Label	Cases	Percentage
419		3	<div><div></div></div> 0.3%
420		6	<div><div></div></div> 0.6%
421		3	<div><div></div></div> 0.3%
422		3	<div><div></div></div> 0.3%
423		3	<div><div></div></div> 0.3%
426		3	<div><div></div></div> 0.3%

Warning: these figures indicate the number of cases found in the data file. They cannot be interpreted as summary statistics of the population of interest.

SubCounty: Sub-county/division/town council

Information	[Type= discrete] [Format=numeric] [Range= 101204-426104] [Missing=*]
Statistics [NW/ W]	[Valid=957 /-] [Invalid=0 /-]

Value	Label	Cases	Percentage
101204		3	<div><div></div></div> 0.3%
102101		6	<div><div></div></div> 0.6%
102102		12	<div><div></div></div> 1.3%
102103		36	<div><div></div></div> 3.8%
102104		18	<div><div></div></div> 1.9%
102105		21	<div><div></div></div> 2.2%
103105		3	<div><div></div></div> 0.3%
104102		3	<div><div></div></div> 0.3%
104104		3	<div><div></div></div> 0.3%
104105		3	<div><div></div></div> 0.3%
104208		3	<div><div></div></div> 0.3%
105105		3	<div><div></div></div> 0.3%
106101		6	<div><div></div></div> 0.6%
106106		3	<div><div></div></div> 0.3%
107105		6	<div><div></div></div> 0.6%
107202		3	<div><div></div></div> 0.3%
107302		3	<div><div></div></div> 0.3%
107305		3	<div><div></div></div> 0.3%
108106		3	<div><div></div></div> 0.3%
108301		6	<div><div></div></div> 0.6%
108305		3	<div><div></div></div> 0.3%
110105		3	<div><div></div></div> 0.3%
110203		3	<div><div></div></div> 0.3%
110204		3	<div><div></div></div> 0.3%
110206		3	<div><div></div></div> 0.3%
110207		3	<div><div></div></div> 0.3%
110305		3	<div><div></div></div> 0.3%
110306		3	<div><div></div></div> 0.3%
111102		3	<div><div></div></div> 0.3%
111202		6	<div><div></div></div> 0.6%
112102		3	<div><div></div></div> 0.3%
112104		3	<div><div></div></div> 0.3%

File : CSEC3H

SubCounty: Sub-county/division/town council

Value	Label	Cases	Percentage
112203		3	<div></div> 0.3%
112204		3	<div></div> 0.3%
113105		6	<div></div> 0.6%
113111		3	<div></div> 0.3%
113112		3	<div></div> 0.3%
113113		6	<div></div> 0.6%
113303		9	<div></div> 0.9%
113304		3	<div></div> 0.3%
113306		3	<div></div> 0.3%
113307		3	<div></div> 0.3%
115103		3	<div></div> 0.3%
115104		3	<div></div> 0.3%
115202		3	<div></div> 0.3%
115203		3	<div></div> 0.3%
115205		3	<div></div> 0.3%
115207		3	<div></div> 0.3%
116102		3	<div></div> 0.3%
117103		3	<div></div> 0.3%
117104		3	<div></div> 0.3%
117110		6	<div></div> 0.6%
118101		3	<div></div> 0.3%
119103		3	<div></div> 0.3%
120105		3	<div></div> 0.3%
122102		3	<div></div> 0.3%
122105		3	<div></div> 0.3%
122106		3	<div></div> 0.3%
123108		3	<div></div> 0.3%
124101		3	<div></div> 0.3%
124103		3	<div></div> 0.3%
124104		3	<div></div> 0.3%
124107		3	<div></div> 0.3%
124108		3	<div></div> 0.3%
201106		12	<div></div> 1.3%
201110		3	<div></div> 0.3%
203202		3	<div></div> 0.3%
203301		3	<div></div> 0.3%
203303		3	<div></div> 0.3%
204101		3	<div></div> 0.3%
204102		3	<div></div> 0.3%
204203		3	<div></div> 0.3%
204301		6	<div></div> 0.6%
204302		3	<div></div> 0.3%
205104		3	<div></div> 0.3%

File : CSEC3H

SubCounty: Sub-county/division/town council

Value	Label	Cases	Percentage
207103		3	<div></div> 0.3%
208102		6	<div></div> 0.6%
208104		3	<div></div> 0.3%
208107		3	<div></div> 0.3%
209201		6	<div></div> 0.6%
210205		6	<div></div> 0.6%
211101		3	<div></div> 0.3%
211103		3	<div></div> 0.3%
211106		3	<div></div> 0.3%
212104		3	<div></div> 0.3%
212105		3	<div></div> 0.3%
212202		3	<div></div> 0.3%
212305		3	<div></div> 0.3%
212311		3	<div></div> 0.3%
214101		6	<div></div> 0.6%
214102		3	<div></div> 0.3%
214108		3	<div></div> 0.3%
214113		15	<div></div> 1.6%
215109		3	<div></div> 0.3%
215115		3	<div></div> 0.3%
215120		3	<div></div> 0.3%
216202		12	<div></div> 1.3%
218103		3	<div></div> 0.3%
218115		3	<div></div> 0.3%
219103		15	<div></div> 1.6%
221109		6	<div></div> 0.6%
222106		3	<div></div> 0.3%
223108		3	<div></div> 0.3%
223120		3	<div></div> 0.3%
223121		9	<div></div> 0.9%
223126		3	<div></div> 0.3%
223128		3	<div></div> 0.3%
224105		3	<div></div> 0.3%
225103		3	<div></div> 0.3%
225111		3	<div></div> 0.3%
226101		3	<div></div> 0.3%
226103		6	<div></div> 0.6%
226104		3	<div></div> 0.3%
228102		3	<div></div> 0.3%
230107		3	<div></div> 0.3%
232101		3	<div></div> 0.3%
232203		3	<div></div> 0.3%
302101		3	<div></div> 0.3%

File : CSEC3H

SubCounty: Sub-county/division/town council

Value	Label	Cases	Percentage
302201		6	<div></div> 0.6%
302203		3	<div></div> 0.3%
302204		3	<div></div> 0.3%
302205		3	<div></div> 0.3%
303201		3	<div></div> 0.3%
303202		3	<div></div> 0.3%
303204		3	<div></div> 0.3%
303402		3	<div></div> 0.3%
303404		6	<div></div> 0.6%
303405		3	<div></div> 0.3%
303503		3	<div></div> 0.3%
303504		3	<div></div> 0.3%
304102		3	<div></div> 0.3%
304204		6	<div></div> 0.6%
304301		3	<div></div> 0.3%
305102		3	<div></div> 0.3%
306102		3	<div></div> 0.3%
306103		12	<div></div> 1.3%
306106		3	<div></div> 0.3%
307108		6	<div></div> 0.6%
307202		3	<div></div> 0.3%
308102		3	<div></div> 0.3%
309102		3	<div></div> 0.3%
309103		3	<div></div> 0.3%
309204		3	<div></div> 0.3%
310102		3	<div></div> 0.3%
310206		6	<div></div> 0.6%
310207		3	<div></div> 0.3%
311103		6	<div></div> 0.6%
311302		3	<div></div> 0.3%
312105		3	<div></div> 0.3%
313102		3	<div></div> 0.3%
313104		3	<div></div> 0.3%
314103		3	<div></div> 0.3%
317101		3	<div></div> 0.3%
317102		3	<div></div> 0.3%
317106		3	<div></div> 0.3%
318103		12	<div></div> 1.3%
318107		3	<div></div> 0.3%
318114		3	<div></div> 0.3%
319103		3	<div></div> 0.3%
319105		3	<div></div> 0.3%
319107		3	<div></div> 0.3%

File : CSEC3H

SubCounty: Sub-county/division/town council

Value	Label	Cases	Percentage
320103		3	<div></div> 0.3%
320108		3	<div></div> 0.3%
321103		3	<div></div> 0.3%
321105		3	<div></div> 0.3%
321106		3	<div></div> 0.3%
321107		3	<div></div> 0.3%
322108		3	<div></div> 0.3%
322111		3	<div></div> 0.3%
323104		3	<div></div> 0.3%
323106		3	<div></div> 0.3%
323107		3	<div></div> 0.3%
323108		3	<div></div> 0.3%
325101		3	<div></div> 0.3%
325103		9	<div></div> 0.9%
327103		3	<div></div> 0.3%
329106		3	<div></div> 0.3%
330107		6	<div></div> 0.6%
330110		3	<div></div> 0.3%
402207		3	<div></div> 0.3%
402208		3	<div></div> 0.3%
403101		3	<div></div> 0.3%
403105		3	<div></div> 0.3%
403201		3	<div></div> 0.3%
403205		3	<div></div> 0.3%
403301		3	<div></div> 0.3%
404102		3	<div></div> 0.3%
404207		3	<div></div> 0.3%
404403		3	<div></div> 0.3%
405104		3	<div></div> 0.3%
405208		3	<div></div> 0.3%
405211		3	<div></div> 0.3%
405301		3	<div></div> 0.3%
405302		3	<div></div> 0.3%
406108		3	<div></div> 0.3%
406201		3	<div></div> 0.3%
406210		3	<div></div> 0.3%
406212		3	<div></div> 0.3%
406303		3	<div></div> 0.3%
407202		3	<div></div> 0.3%
407205		3	<div></div> 0.3%
407303		3	<div></div> 0.3%
407306		3	<div></div> 0.3%
408102		3	<div></div> 0.3%

File : CSEC3H

SubCounty: Sub-county/division/town council

Value	Label	Cases	Percentage
408112		3	<div></div> 0.3%
408113		3	<div></div> 0.3%
409101		3	<div></div> 0.3%
409203		3	<div></div> 0.3%
409301		3	<div></div> 0.3%
410102		3	<div></div> 0.3%
410105		3	<div></div> 0.3%
410201		9	<div></div> 0.9%
410303		3	<div></div> 0.3%
411103		3	<div></div> 0.3%
411203		3	<div></div> 0.3%
411302		3	<div></div> 0.3%
411304		3	<div></div> 0.3%
411402		3	<div></div> 0.3%
411403		3	<div></div> 0.3%
412103		3	<div></div> 0.3%
412201		3	<div></div> 0.3%
412203		3	<div></div> 0.3%
414116		3	<div></div> 0.3%
415105		3	<div></div> 0.3%
415106		3	<div></div> 0.3%
415110		3	<div></div> 0.3%
415114		3	<div></div> 0.3%
417101		3	<div></div> 0.3%
417102		3	<div></div> 0.3%
417104		3	<div></div> 0.3%
417105		3	<div></div> 0.3%
417110		3	<div></div> 0.3%
417114		3	<div></div> 0.3%
418104		3	<div></div> 0.3%
418201		3	<div></div> 0.3%
418202		3	<div></div> 0.3%
418209		3	<div></div> 0.3%
419204		3	<div></div> 0.3%
420107		3	<div></div> 0.3%
420108		3	<div></div> 0.3%
421108		3	<div></div> 0.3%
422102		3	<div></div> 0.3%
423109		3	<div></div> 0.3%
426104		3	<div></div> 0.3%

Warning: these figures indicate the number of cases found in the data file. They cannot be interpreted as summary statistics of the population of interest.

Parish: Parish/ward

Information [Type= discrete] [Format=numeric] [Range= 10120402-42610402] [Missing=*]

File : CSEC3H

Parish: Parish/ward

Statistics [NW/ W] [Valid=957 /-] [Invalid=0 /-]

Value	Label	Cases	Percentage
10120402		3	0.3%
10210104		3	0.3%
10210108		3	0.3%
10210202		3	0.3%
10210205		3	0.3%
10210206		3	0.3%
10210208		3	0.3%
10210301		3	0.3%
10210302		3	0.3%
10210304		3	0.3%
10210305		6	0.6%
10210306		3	0.3%
10210308		3	0.3%
10210309		12	1.3%
10210312		3	0.3%
10210401		3	0.3%
10210402		3	0.3%
10210410		3	0.3%
10210411		3	0.3%
10210417		3	0.3%
10210419		3	0.3%
10210501		3	0.3%
10210503		3	0.3%
10210504		3	0.3%
10210510		3	0.3%
10210513		3	0.3%
10210515		3	0.3%
10210518		3	0.3%
10310505		3	0.3%
10410204		3	0.3%
10410403		3	0.3%
10410504		3	0.3%
10420804		3	0.3%
10510502		3	0.3%
10610101		3	0.3%
10610109		3	0.3%
10610606		3	0.3%
10710503		3	0.3%
10710505		3	0.3%
10720206		3	0.3%
10730203		3	0.3%
10730507		3	0.3%

File : CSEC3H

Parish: Parish/ward

Value	Label	Cases	Percentage
10810603		3	0.3%
10830101		3	0.3%
10830105		3	0.3%
10830502		3	0.3%
11010501		3	0.3%
11020306		3	0.3%
11020401		3	0.3%
11020603		3	0.3%
11020704		3	0.3%
11030501		3	0.3%
11030601		3	0.3%
11110201		3	0.3%
11120204		3	0.3%
11120206		3	0.3%
11210203		3	0.3%
11210402		3	0.3%
11220301		3	0.3%
11220403		3	0.3%
11310504		3	0.3%
11310505		3	0.3%
11311102		3	0.3%
11311203		3	0.3%
11311302		3	0.3%
11311306		3	0.3%
11330301		6	0.6%
11330305		3	0.3%
11330403		3	0.3%
11330606		3	0.3%
11330701		3	0.3%
11510302		3	0.3%
11510403		3	0.3%
11520209		3	0.3%
11520307		3	0.3%
11520504		3	0.3%
11520703		3	0.3%
11610205		3	0.3%
11710308		3	0.3%
11710405		3	0.3%
11711003		6	0.6%
11810104		3	0.3%
11910303		3	0.3%
12010502		3	0.3%
12210206		3	0.3%

File : CSEC3H

Parish: Parish/ward

Value	Label	Cases	Percentage
12210502		3	0.3%
12210602		3	0.3%
12310803		3	0.3%
12410106		3	0.3%
12410302		3	0.3%
12410401		3	0.3%
12410701		3	0.3%
12410802		3	0.3%
20110602		12	1.3%
20111009		3	0.3%
20320203		3	0.3%
20330101		3	0.3%
20330304		3	0.3%
20410103		3	0.3%
20410204		3	0.3%
20420301		3	0.3%
20430101		3	0.3%
20430102		3	0.3%
20430205		3	0.3%
20510401		3	0.3%
20710301		3	0.3%
20810214		6	0.6%
20810404		3	0.3%
20810713		3	0.3%
20920101		3	0.3%
20920104		3	0.3%
21020504		6	0.6%
21110105		3	0.3%
21110303		3	0.3%
21110603		3	0.3%
21210403		3	0.3%
21210504		3	0.3%
21220201		3	0.3%
21230502		3	0.3%
21231101		3	0.3%
21410104		3	0.3%
21410106		3	0.3%
21410202		3	0.3%
21410801		3	0.3%
21411301		3	0.3%
21411303		12	1.3%
21510902		3	0.3%
21511502		3	0.3%

File : CSEC3H

Parish: Parish/ward

Value	Label	Cases	Percentage
21512002		3	<div></div> 0.3%
21620203		12	<div></div> 1.3%
21810302		3	<div></div> 0.3%
21811504		3	<div></div> 0.3%
21910313		3	<div></div> 0.3%
21910317		12	<div></div> 1.3%
22110902		3	<div></div> 0.3%
22110905		3	<div></div> 0.3%
22210602		3	<div></div> 0.3%
22310805		3	<div></div> 0.3%
22312002		3	<div></div> 0.3%
22312101		6	<div></div> 0.6%
22312103		3	<div></div> 0.3%
22312601		3	<div></div> 0.3%
22312801		3	<div></div> 0.3%
22410505		3	<div></div> 0.3%
22510304		3	<div></div> 0.3%
22511103		3	<div></div> 0.3%
22610101		3	<div></div> 0.3%
22610302		3	<div></div> 0.3%
22610303		3	<div></div> 0.3%
22610405		3	<div></div> 0.3%
22810203		3	<div></div> 0.3%
23010709		3	<div></div> 0.3%
23210104		3	<div></div> 0.3%
23220304		3	<div></div> 0.3%
30210102		3	<div></div> 0.3%
30220105		3	<div></div> 0.3%
30220107		3	<div></div> 0.3%
30220302		3	<div></div> 0.3%
30220405		3	<div></div> 0.3%
30220505		3	<div></div> 0.3%
30320102		3	<div></div> 0.3%
30320207		3	<div></div> 0.3%
30320405		3	<div></div> 0.3%
30340204		3	<div></div> 0.3%
30340401		3	<div></div> 0.3%
30340403		3	<div></div> 0.3%
30340507		3	<div></div> 0.3%
30350304		3	<div></div> 0.3%
30350402		3	<div></div> 0.3%
30410201		3	<div></div> 0.3%
30420401		3	<div></div> 0.3%

File : CSEC3H

Parish: Parish/ward

Value	Label	Cases	Percentage
30420402		3	0.3%
30430104		3	0.3%
30510208		3	0.3%
30610203		3	0.3%
30610301		12	1.3%
30610601		3	0.3%
30710802		3	0.3%
30710803		3	0.3%
30720203		3	0.3%
30810206		3	0.3%
30910205		3	0.3%
30910305		3	0.3%
30920406		3	0.3%
31010202		3	0.3%
31020603		3	0.3%
31020604		3	0.3%
31020706		3	0.3%
31110302		6	0.6%
31130201		3	0.3%
31210502		3	0.3%
31310205		3	0.3%
31310403		3	0.3%
31410304		3	0.3%
31710101		3	0.3%
31710202		3	0.3%
31710605		3	0.3%
31810302		12	1.3%
31810705		3	0.3%
31811402		3	0.3%
31910303		3	0.3%
31910508		3	0.3%
31910702		3	0.3%
32010303		3	0.3%
32010808		3	0.3%
32110304		3	0.3%
32110505		3	0.3%
32110601		3	0.3%
32110706		3	0.3%
32210802		3	0.3%
32211104		3	0.3%
32310403		3	0.3%
32310604		3	0.3%
32310701		3	0.3%

File : CSEC3H

Parish: Parish/ward

Value	Label	Cases	Percentage
32310802		3	0.3%
32510102		3	0.3%
32510305		3	0.3%
32510306		6	0.6%
32710303		3	0.3%
32910602		3	0.3%
33010701		3	0.3%
33010703		3	0.3%
33011001		3	0.3%
40220705		3	0.3%
40220805		3	0.3%
40310102		3	0.3%
40310505		3	0.3%
40320102		3	0.3%
40320504		3	0.3%
40330104		3	0.3%
40410203		3	0.3%
40420704		3	0.3%
40440303		3	0.3%
40510402		3	0.3%
40520803		3	0.3%
40521103		3	0.3%
40530104		3	0.3%
40530203		3	0.3%
40610804		3	0.3%
40620102		3	0.3%
40621003		3	0.3%
40621201		3	0.3%
40630307		3	0.3%
40720204		3	0.3%
40720501		3	0.3%
40730303		3	0.3%
40730604		3	0.3%
40810201		3	0.3%
40811202		3	0.3%
40811304		3	0.3%
40910104		3	0.3%
40920305		3	0.3%
40930103		3	0.3%
41010204		3	0.3%
41010502		3	0.3%
41020101		9	0.9%
41030306		3	0.3%

File : CSEC3H

Parish: Parish/ward

Value	Label	Cases	Percentage	
41110301		3	<div></div>	0.3%
41120302		3	<div></div>	0.3%
41130202		3	<div></div>	0.3%
41130402		3	<div></div>	0.3%
41140202		3	<div></div>	0.3%
41140303		3	<div></div>	0.3%
41210304		3	<div></div>	0.3%
41220107		3	<div></div>	0.3%
41220304		3	<div></div>	0.3%
41411601		3	<div></div>	0.3%
41510502		3	<div></div>	0.3%
41510608		3	<div></div>	0.3%
41511004		3	<div></div>	0.3%
41511407		3	<div></div>	0.3%
41710101		3	<div></div>	0.3%
41710201		3	<div></div>	0.3%
41710401		3	<div></div>	0.3%
41710501		3	<div></div>	0.3%
41711004		3	<div></div>	0.3%
41711404		3	<div></div>	0.3%
41810403		3	<div></div>	0.3%
41820102		3	<div></div>	0.3%
41820201		3	<div></div>	0.3%
41820907		3	<div></div>	0.3%
41920402		3	<div></div>	0.3%
42010704		3	<div></div>	0.3%
42010803		3	<div></div>	0.3%
42110801		3	<div></div>	0.3%
42210204		3	<div></div>	0.3%
42310905		3	<div></div>	0.3%
42610402		3	<div></div>	0.3%

Warning: these figures indicate the number of cases found in the data file. They cannot be interpreted as summary statistics of the population of interest.

Villagecode: Village code

Information	[Type= discrete] [Format=numeric] [Range= 1012040204-4261040201] [Missing=*]			
Statistics [NW/ W]	[Valid=957 /-] [Invalid=0 /-]			
Value	Label	Cases	Percentage	
1012040204		3	<div></div>	0.3%
1021010402		3	<div></div>	0.3%
1021010802		3	<div></div>	0.3%
1021020205		3	<div></div>	0.3%
1021020504		3	<div></div>	0.3%
1021020601		3	<div></div>	0.3%
1021020805		3	<div></div>	0.3%

File : CSEC3H

Villagecode: Village code

Value	Label	Cases	Percentage
1021030109		3	0.3%
1021030203		3	0.3%
1021030412		3	0.3%
1021030504		3	0.3%
1021030509		3	0.3%
1021030606		3	0.3%
1021030803		3	0.3%
1021030904		12	1.3%
1021031208		3	0.3%
1021040102		3	0.3%
1021040203		3	0.3%
1021041002		3	0.3%
1021041118		3	0.3%
1021041701		3	0.3%
1021041903		3	0.3%
1021050106		3	0.3%
1021050307		3	0.3%
1021050405		3	0.3%
1021051004		3	0.3%
1021051305		3	0.3%
1021051506		3	0.3%
1021051832		3	0.3%
1031050505		3	0.3%
1041020405		3	0.3%
1041040304		3	0.3%
1041050403		3	0.3%
1042080404		3	0.3%
1051050201		3	0.3%
1061010108		3	0.3%
1061010902		3	0.3%
1061060602		3	0.3%
1071050302		3	0.3%
1071050503		3	0.3%
1072020601		3	0.3%
1073020305		3	0.3%
1073050702		3	0.3%
1081060309		3	0.3%
1083010101		3	0.3%
1083010505		3	0.3%
1083050204		3	0.3%
1101050107		3	0.3%
1102030601		3	0.3%
1102040107		3	0.3%

File : CSEC3H

Villagecode: Village code

Value	Label	Cases	Percentage	
1102060309		3	<div></div>	0.3%
1102070403		3	<div></div>	0.3%
1103050102		3	<div></div>	0.3%
1103060102		3	<div></div>	0.3%
1111020105		3	<div></div>	0.3%
1112020403		3	<div></div>	0.3%
1112020618		3	<div></div>	0.3%
1121020302		3	<div></div>	0.3%
1121040209		3	<div></div>	0.3%
1122030104		3	<div></div>	0.3%
1122040303		3	<div></div>	0.3%
1131050402		3	<div></div>	0.3%
1131050505		3	<div></div>	0.3%
1131110205		3	<div></div>	0.3%
1131120307		3	<div></div>	0.3%
1131130204		3	<div></div>	0.3%
1131130602		3	<div></div>	0.3%
1133030101		3	<div></div>	0.3%
1133030109		3	<div></div>	0.3%
1133030504		3	<div></div>	0.3%
1133040308		3	<div></div>	0.3%
1133060601		3	<div></div>	0.3%
1133070102		3	<div></div>	0.3%
1151030204		3	<div></div>	0.3%
1151040307		3	<div></div>	0.3%
1152020907		3	<div></div>	0.3%
1152030702		3	<div></div>	0.3%
1152050405		3	<div></div>	0.3%
1152070306		3	<div></div>	0.3%
1161020501		3	<div></div>	0.3%
1171030802		3	<div></div>	0.3%
1171040504		3	<div></div>	0.3%
1171100309		3	<div></div>	0.3%
1171100312		3	<div></div>	0.3%
1181010407		3	<div></div>	0.3%
1191030304		3	<div></div>	0.3%
1201050202		3	<div></div>	0.3%
1221020604		3	<div></div>	0.3%
1221050203		3	<div></div>	0.3%
1221060206		3	<div></div>	0.3%
1231080303		3	<div></div>	0.3%
1241010603		3	<div></div>	0.3%
1241030216		3	<div></div>	0.3%

File : CSEC3H

Villagecode: Village code

Value	Label	Cases	Percentage
1241040102		3	0.3%
1241070106		3	0.3%
1241080210		3	0.3%
2011060205		12	1.3%
2011100902		3	0.3%
2032020304		3	0.3%
2033010101		3	0.3%
2033030403		3	0.3%
2041010302		3	0.3%
2041020405		3	0.3%
2042030105		3	0.3%
2043010103		3	0.3%
2043010202		3	0.3%
2043020514		3	0.3%
2051040101		3	0.3%
2071030105		3	0.3%
2081021402		6	0.6%
2081040401		3	0.3%
2081071301		3	0.3%
2092010105		3	0.3%
2092010401		3	0.3%
2102050401		6	0.6%
2111010504		3	0.3%
2111030302		3	0.3%
2111060303		3	0.3%
2121040306		3	0.3%
2121050407		3	0.3%
2122020101		3	0.3%
2123050204		3	0.3%
2123110101		3	0.3%
2141010403		3	0.3%
2141010604		3	0.3%
2141020206		3	0.3%
2141080105		3	0.3%
2141130103		3	0.3%
2141130307		12	1.3%
2151090208		3	0.3%
2151150202		3	0.3%
2151200204		3	0.3%
2162020306		12	1.3%
2181030213		3	0.3%
2181150401		3	0.3%
2191031301		3	0.3%

File : CSEC3H

Villagecode: Village code

Value	Label	Cases	Percentage
2191031702		12	<div></div> 1.3%
2211090203		3	<div></div> 0.3%
2211090505		3	<div></div> 0.3%
2221060201		3	<div></div> 0.3%
2231080506		3	<div></div> 0.3%
2231200204		3	<div></div> 0.3%
2231210104		3	<div></div> 0.3%
2231210105		3	<div></div> 0.3%
2231210302		3	<div></div> 0.3%
2231260115		3	<div></div> 0.3%
2231280102		3	<div></div> 0.3%
2241050511		3	<div></div> 0.3%
2251030415		3	<div></div> 0.3%
2251110322		3	<div></div> 0.3%
2261010102		3	<div></div> 0.3%
2261030205		3	<div></div> 0.3%
2261030301		3	<div></div> 0.3%
2261040510		3	<div></div> 0.3%
2281020304		3	<div></div> 0.3%
2301070905		3	<div></div> 0.3%
2321010406		3	<div></div> 0.3%
2322030405		3	<div></div> 0.3%
3021010215		3	<div></div> 0.3%
3022010508		3	<div></div> 0.3%
3022010708		3	<div></div> 0.3%
3022030205		3	<div></div> 0.3%
3022040505		3	<div></div> 0.3%
3022050502		3	<div></div> 0.3%
3032010205		3	<div></div> 0.3%
3032020706		3	<div></div> 0.3%
3032040506		3	<div></div> 0.3%
3034020408		3	<div></div> 0.3%
3034040102		3	<div></div> 0.3%
3034040304		3	<div></div> 0.3%
3034050711		3	<div></div> 0.3%
3035030411		3	<div></div> 0.3%
3035040205		3	<div></div> 0.3%
3041020101		3	<div></div> 0.3%
3042040105		3	<div></div> 0.3%
3042040201		3	<div></div> 0.3%
3043010404		3	<div></div> 0.3%
3051020803		3	<div></div> 0.3%
3061020306		3	<div></div> 0.3%

File : CSEC3H

Villagecode: Village code

Value	Label	Cases	Percentage
3061030101		12	<div></div> 1.3%
3061060103		3	<div></div> 0.3%
3071080206		3	<div></div> 0.3%
3071080301		3	<div></div> 0.3%
3072020302		3	<div></div> 0.3%
3081020606		3	<div></div> 0.3%
3091020502		3	<div></div> 0.3%
3091030501		3	<div></div> 0.3%
3092040606		3	<div></div> 0.3%
3101020203		3	<div></div> 0.3%
3102060309		3	<div></div> 0.3%
3102060408		3	<div></div> 0.3%
3102070603		3	<div></div> 0.3%
3111030202		6	<div></div> 0.6%
3113020101		3	<div></div> 0.3%
3121050202		3	<div></div> 0.3%
3131020505		3	<div></div> 0.3%
3131040312		3	<div></div> 0.3%
3141030403		3	<div></div> 0.3%
3171010102		3	<div></div> 0.3%
3171020201		3	<div></div> 0.3%
3171060512		3	<div></div> 0.3%
3181030204		12	<div></div> 1.3%
3181070501		3	<div></div> 0.3%
3181140207		3	<div></div> 0.3%
3191030304		3	<div></div> 0.3%
3191050803		3	<div></div> 0.3%
3191070202		3	<div></div> 0.3%
3201030323		3	<div></div> 0.3%
3201080801		3	<div></div> 0.3%
3211030405		3	<div></div> 0.3%
3211050502		3	<div></div> 0.3%
3211060105		3	<div></div> 0.3%
3211070617		3	<div></div> 0.3%
3221080206		3	<div></div> 0.3%
3221110412		3	<div></div> 0.3%
3231040301		3	<div></div> 0.3%
3231060409		3	<div></div> 0.3%
3231070104		3	<div></div> 0.3%
3231080204		3	<div></div> 0.3%
3251010205		3	<div></div> 0.3%
3251030508		3	<div></div> 0.3%
3251030601		3	<div></div> 0.3%

File : CSEC3H

Villagecode: Village code

Value	Label	Cases	Percentage
3251030602		3	0.3%
3271030305		3	0.3%
3291060206		3	0.3%
3301070101		3	0.3%
3301070303		3	0.3%
3301100102		3	0.3%
4022070507		3	0.3%
4022080505		3	0.3%
4031010202		3	0.3%
4031050502		3	0.3%
4032010205		3	0.3%
4032050403		3	0.3%
4033010412		3	0.3%
4041020302		3	0.3%
4042070409		3	0.3%
4044030303		3	0.3%
4051040205		3	0.3%
4052080304		3	0.3%
4052110310		3	0.3%
4053010409		3	0.3%
4053020304		3	0.3%
4061080401		3	0.3%
4062010203		3	0.3%
4062100306		3	0.3%
4062120102		3	0.3%
4063030706		3	0.3%
4072020402		3	0.3%
4072050104		3	0.3%
4073030305		3	0.3%
4073060419		3	0.3%
4081020104		3	0.3%
4081120206		3	0.3%
4081130406		3	0.3%
4091010401		3	0.3%
4092030509		3	0.3%
4093010304		3	0.3%
4101020405		3	0.3%
4101050204		3	0.3%
4102010106		3	0.3%
4102010107		6	0.6%
4103030601		3	0.3%
4111030105		3	0.3%
4112030202		3	0.3%

File : CSEC3H

Villagecode: Village code

Value	Label	Cases	Percentage	
4113020204		3	<div></div>	0.3%
4113040203		3	<div></div>	0.3%
4114020204		3	<div></div>	0.3%
4114030308		3	<div></div>	0.3%
4121030414		3	<div></div>	0.3%
4122010704		3	<div></div>	0.3%
4122030405		3	<div></div>	0.3%
4141160106		3	<div></div>	0.3%
4151050204		3	<div></div>	0.3%
4151060812		3	<div></div>	0.3%
4151100404		3	<div></div>	0.3%
4151140703		3	<div></div>	0.3%
4171010109		3	<div></div>	0.3%
4171020103		3	<div></div>	0.3%
4171040107		3	<div></div>	0.3%
4171050107		3	<div></div>	0.3%
4171100404		3	<div></div>	0.3%
4171140402		3	<div></div>	0.3%
4181040301		3	<div></div>	0.3%
4182010203		3	<div></div>	0.3%
4182020104		3	<div></div>	0.3%
4182090702		3	<div></div>	0.3%
4192040205		3	<div></div>	0.3%
4201070403		3	<div></div>	0.3%
4201080309		3	<div></div>	0.3%
4211080107		3	<div></div>	0.3%
4221020401		3	<div></div>	0.3%
4231090509		3	<div></div>	0.3%
4261040201		3	<div></div>	0.3%

Warning: these figures indicate the number of cases found in the data file. They cannot be interpreted as summary statistics of the population of interest.

PositionID: CFSchoolStaff

Information	[Type= discrete] [Format=numeric] [Range= 1-3] [Missing=*]			
Statistics [NW/ W]	[Valid=957 /-] [Invalid=0 /-]			
Value	Label	Cases	Percentage	
1	Grade V and above	319	<div></div>	33.3%
2	Grade III	319	<div></div>	33.3%
3	Untrained/Unlicensed	319	<div></div>	33.3%

Warning: these figures indicate the number of cases found in the data file. They cannot be interpreted as summary statistics of the population of interest.

C3HQ43A: How many teachers are in the following staffing positions?

Information	[Type= continuous] [Format=numeric] [Range= 0-54] [Missing=*]
Statistics [NW/ W]	[Valid=825 /-] [Invalid=132 /-]

File : CSEC3H

C3HQ43B: How many additional teachers are required in this school to meet the government

Information [Type= discrete] [Format=numeric] [Range= 0-16] [Missing=*]

Statistics [NW/ W] [Valid=825 /-] [Invalid=132 /-]

Value	Label	Cases	Percentage
0		607	73.6%
1		37	4.5%
2		46	5.6%
3		26	3.2%
4		31	3.8%
5		21	2.5%
6		21	2.5%
8		6	0.7%
9		5	0.6%
10		8	1.0%
11		12	1.5%
12		2	0.2%
13		1	0.1%
15		1	0.1%
16		1	0.1%
Sysmiss		132	

Warning: these figures indicate the number of cases found in the data file. They cannot be interpreted as summary statistics of the population of interest.

C3HQ43A_V2: How many teachers are in the following staffing positions? - v2

Information [Type= continuous] [Format=numeric] [Range= 0-38] [Missing=*]

Statistics [NW/ W] [Valid=648 /-] [Invalid=309 /-]

C3HQ43B_V2: How many additional teachers are required in this school to meet the government - v2

Information [Type= continuous] [Format=numeric] [Range= 0-15] [Missing=*]

Statistics [NW/ W] [Valid=648 /-] [Invalid=309 /-]

Education_Response: Education Response Status

Information [Type= discrete] [Format=numeric] [Range= 1-3] [Missing=*]

Statistics [NW/ W] [Valid=888 /-] [Invalid=69 /-]

Value	Label	Cases	Percentage
1	Completed	489	55.1%
2	Partially Done	141	15.9%
3	Not Done	258	29.1%
Sysmiss		69	

Warning: these figures indicate the number of cases found in the data file. They cannot be interpreted as summary statistics of the population of interest.

Reason_Edu_Not_Done: Reason Education was not done:

Information [Type= discrete] [Format=character] [Missing=*]

Statistics [NW/ W] [Valid=246 /-]

Value	Label	Cases	Percentage
Away for holiday.		3	1.2%

File : CSEC3H

Reason_Edu_Not_Done: Reason Education was not done:

Value	Label	Cases	Percentage
Away for holidays		3	1.2%
CALL BACK. PERSON RESPONSIBLE NOT AROUND EVEN ON VISIT 2 ITS STILL AN APPOINTMENT BUT THEY ARE JUST TOSSING ME AROUND		3	1.2%
HOLIDAY		6	2.4%
HOLIDAY & WEEKEND		3	1.2%
HOLIDAY TIME		6	2.4%
HOLIDAY/ MUSIC FESTIVAL		3	1.2%
HOLIDAYS		3	1.2%
Holidays and no teachers around for data		3	1.2%
IT WAS HOLIDAY TIME SO THE SCHOOL WAS CLOSED		3	1.2%
No Contact		3	1.2%
No respondent since the school closed for holiday		3	1.2%
Not done Schools in holidays		3	1.2%
Not done schools in holidays		3	1.2%
OFF for HOLIDAY. HM NOT FOUND		3	1.2%
On holiday		36	14.6%
Over a weekend		3	1.2%
REFUSED		3	1.2%
SCHOOL CLOSED FOR HOLIDAY		12	4.9%
SCHOOL CLOSED FOR HOLIDAYS		9	3.7%

File : CSEC3H

Reason_Edu_Not_Done: Reason Education was not done:

Value	Label	Cases	Percentage
SCHOOL CLOSED FOR HOLIDAYS. NO ONE AROUND		3	<div><div></div></div> 1.2%
SCHOOL CLOSED, ITS A WEEKEND		3	<div><div></div></div> 1.2%
SCHOOL IN HOLIDAY		12	<div><div></div></div> 4.9%
SCHOOL IN HOLIDAYS		3	<div><div></div></div> 1.2%
SCHOOL WAS CLOSED FOR HOLIDAYS		3	<div><div></div></div> 1.2%
SCHOOL WAS CLOSED IT WAS HOLIDAYS		3	<div><div></div></div> 1.2%
SCHOOLS IN HOLIDAYS		3	<div><div></div></div> 1.2%
SCHOOLS IN HOLIDAYS FULLY CLOSED		3	<div><div></div></div> 1.2%
Schools in holidays		3	<div><div></div></div> 1.2%
Shools in holidays		3	<div><div></div></div> 1.2%
THE SCHOOL HAD CLOSED FOR HOLIDAYS		3	<div><div></div></div> 1.2%
THE SCHOOL WAS CLOSED BECAUSE IT WAS HOLIDAY TIME		3	<div><div></div></div> 1.2%
THE SCHOOL WAS CLOSED FOR HOLIDAYS		6	<div><div></div></div> 2.4%
THE SCHOOL WAS CLOSED SINCE IT WAS STILL HOLIDAY TIME		3	<div><div></div></div> 1.2%
THE SCHOOL WAS STILL CLOSED FOR HOLIDAYS		3	<div><div></div></div> 1.2%
The school was still closed for holidays		3	<div><div></div></div> 1.2%

File : CSEC3H

Reason_Edu_Not_Done: Reason Education was not done:

Value	Label	Cases	Percentage
WEEKEND		6	<div></div> 2.4%
Weekend		3	<div></div> 1.2%
holiday		18	<div></div> 7.3%
holiday time		6	<div></div> 2.4%
holidays		6	<div></div> 2.4%
no one was present at school		3	<div></div> 1.2%
no school at the island		3	<div></div> 1.2%
not school day, weekend		3	<div></div> 1.2%
on holiday		3	<div></div> 1.2%
school closed for holidays		6	<div></div> 2.4%
school closed for holidays.no one found to respond		3	<div></div> 1.2%
schools in holidays		6	<div></div> 2.4%
weekend		6	<div></div> 2.4%

Warning: these figures indicate the number of cases found in the data file. They cannot be interpreted as summary statistics of the population of interest.

File : CSEC3I

District_Name: District name

Information [Type= discrete] [Format=numeric] [Range= 101-426] [Missing=*]

Statistics [NW/ W] [Valid=1595 /-] [Invalid=0 /-]

Value	Label	Cases	Percentage
101		5	0.3%
102		155	9.7%
103		5	0.3%
104		20	1.3%
105		5	0.3%
106		15	0.9%
107		25	1.6%
108		20	1.3%
110		35	2.2%
111		15	0.9%
112		20	1.3%
113		60	3.8%
115		30	1.9%
116		5	0.3%
117		20	1.3%
118		5	0.3%
119		5	0.3%
120		5	0.3%
122		15	0.9%
123		5	0.3%
124		25	1.6%
201		25	1.6%
203		15	0.9%
204		30	1.9%
205		5	0.3%
207		5	0.3%
208		20	1.3%
209		10	0.6%
210		10	0.6%
211		15	0.9%
212		25	1.6%
214		45	2.8%
215		15	0.9%
216		20	1.3%
218		10	0.6%
219		25	1.6%
221		10	0.6%
222		5	0.3%
223		35	2.2%
224		5	0.3%
225		10	0.6%

File : CSEC3I

District_Name: District name

Value	Label	Cases	Percentage
226		20	<div></div> 1.3%
228		5	<div></div> 0.3%
230		5	<div></div> 0.3%
232		10	<div></div> 0.6%
302		30	<div></div> 1.9%
303		45	<div></div> 2.8%
304		20	<div></div> 1.3%
305		5	<div></div> 0.3%
306		30	<div></div> 1.9%
307		15	<div></div> 0.9%
308		5	<div></div> 0.3%
309		15	<div></div> 0.9%
310		20	<div></div> 1.3%
311		15	<div></div> 0.9%
312		5	<div></div> 0.3%
313		10	<div></div> 0.6%
314		5	<div></div> 0.3%
317		15	<div></div> 0.9%
318		30	<div></div> 1.9%
319		15	<div></div> 0.9%
320		10	<div></div> 0.6%
321		20	<div></div> 1.3%
322		10	<div></div> 0.6%
323		20	<div></div> 1.3%
325		20	<div></div> 1.3%
327		5	<div></div> 0.3%
329		5	<div></div> 0.3%
330		15	<div></div> 0.9%
402		10	<div></div> 0.6%
403		25	<div></div> 1.6%
404		15	<div></div> 0.9%
405		25	<div></div> 1.6%
406		25	<div></div> 1.6%
407		20	<div></div> 1.3%
408		15	<div></div> 0.9%
409		15	<div></div> 0.9%
410		30	<div></div> 1.9%
411		30	<div></div> 1.9%
412		15	<div></div> 0.9%
414		5	<div></div> 0.3%
415		20	<div></div> 1.3%
417		30	<div></div> 1.9%
418		20	<div></div> 1.3%

File : CSEC3I

District_Name: District name

Value	Label	Cases	Percentage
419		5	0.3%
420		10	0.6%
421		5	0.3%
422		5	0.3%
423		5	0.3%
426		5	0.3%

Warning: these figures indicate the number of cases found in the data file. They cannot be interpreted as summary statistics of the population of interest.

SubCounty: Sub-county/division/town council

Information	[Type= discrete] [Format=numeric] [Range= 101204-426104] [Missing=*]
Statistics [NW/ W]	[Valid=1595 /-] [Invalid=0 /-]

Value	Label	Cases	Percentage
101204		5	0.3%
102101		10	0.6%
102102		20	1.3%
102103		60	3.8%
102104		30	1.9%
102105		35	2.2%
103105		5	0.3%
104102		5	0.3%
104104		5	0.3%
104105		5	0.3%
104208		5	0.3%
105105		5	0.3%
106101		10	0.6%
106106		5	0.3%
107105		10	0.6%
107202		5	0.3%
107302		5	0.3%
107305		5	0.3%
108106		5	0.3%
108301		10	0.6%
108305		5	0.3%
110105		5	0.3%
110203		5	0.3%
110204		5	0.3%
110206		5	0.3%
110207		5	0.3%
110305		5	0.3%
110306		5	0.3%
111102		5	0.3%
111202		10	0.6%
112102		5	0.3%
112104		5	0.3%

File : CSEC3I

SubCounty: Sub-county/division/town council

Value	Label	Cases	Percentage
112203		5	<div></div> 0.3%
112204		5	<div></div> 0.3%
113105		10	<div></div> 0.6%
113111		5	<div></div> 0.3%
113112		5	<div></div> 0.3%
113113		10	<div></div> 0.6%
113303		15	<div></div> 0.9%
113304		5	<div></div> 0.3%
113306		5	<div></div> 0.3%
113307		5	<div></div> 0.3%
115103		5	<div></div> 0.3%
115104		5	<div></div> 0.3%
115202		5	<div></div> 0.3%
115203		5	<div></div> 0.3%
115205		5	<div></div> 0.3%
115207		5	<div></div> 0.3%
116102		5	<div></div> 0.3%
117103		5	<div></div> 0.3%
117104		5	<div></div> 0.3%
117110		10	<div></div> 0.6%
118101		5	<div></div> 0.3%
119103		5	<div></div> 0.3%
120105		5	<div></div> 0.3%
122102		5	<div></div> 0.3%
122105		5	<div></div> 0.3%
122106		5	<div></div> 0.3%
123108		5	<div></div> 0.3%
124101		5	<div></div> 0.3%
124103		5	<div></div> 0.3%
124104		5	<div></div> 0.3%
124107		5	<div></div> 0.3%
124108		5	<div></div> 0.3%
201106		20	<div></div> 1.3%
201110		5	<div></div> 0.3%
203202		5	<div></div> 0.3%
203301		5	<div></div> 0.3%
203303		5	<div></div> 0.3%
204101		5	<div></div> 0.3%
204102		5	<div></div> 0.3%
204203		5	<div></div> 0.3%
204301		10	<div></div> 0.6%
204302		5	<div></div> 0.3%
205104		5	<div></div> 0.3%

File : CSEC3I

SubCounty: Sub-county/division/town council

Value	Label	Cases	Percentage
207103		5	<div></div> 0.3%
208102		10	<div></div> 0.6%
208104		5	<div></div> 0.3%
208107		5	<div></div> 0.3%
209201		10	<div></div> 0.6%
210205		10	<div></div> 0.6%
211101		5	<div></div> 0.3%
211103		5	<div></div> 0.3%
211106		5	<div></div> 0.3%
212104		5	<div></div> 0.3%
212105		5	<div></div> 0.3%
212202		5	<div></div> 0.3%
212305		5	<div></div> 0.3%
212311		5	<div></div> 0.3%
214101		10	<div></div> 0.6%
214102		5	<div></div> 0.3%
214108		5	<div></div> 0.3%
214113		25	<div></div> 1.6%
215109		5	<div></div> 0.3%
215115		5	<div></div> 0.3%
215120		5	<div></div> 0.3%
216202		20	<div></div> 1.3%
218103		5	<div></div> 0.3%
218115		5	<div></div> 0.3%
219103		25	<div></div> 1.6%
221109		10	<div></div> 0.6%
222106		5	<div></div> 0.3%
223108		5	<div></div> 0.3%
223120		5	<div></div> 0.3%
223121		15	<div></div> 0.9%
223126		5	<div></div> 0.3%
223128		5	<div></div> 0.3%
224105		5	<div></div> 0.3%
225103		5	<div></div> 0.3%
225111		5	<div></div> 0.3%
226101		5	<div></div> 0.3%
226103		10	<div></div> 0.6%
226104		5	<div></div> 0.3%
228102		5	<div></div> 0.3%
230107		5	<div></div> 0.3%
232101		5	<div></div> 0.3%
232203		5	<div></div> 0.3%
302101		5	<div></div> 0.3%

File : CSEC3I

SubCounty: Sub-county/division/town council

Value	Label	Cases	Percentage
302201		10	0.6%
302203		5	0.3%
302204		5	0.3%
302205		5	0.3%
303201		5	0.3%
303202		5	0.3%
303204		5	0.3%
303402		5	0.3%
303404		10	0.6%
303405		5	0.3%
303503		5	0.3%
303504		5	0.3%
304102		5	0.3%
304204		10	0.6%
304301		5	0.3%
305102		5	0.3%
306102		5	0.3%
306103		20	1.3%
306106		5	0.3%
307108		10	0.6%
307202		5	0.3%
308102		5	0.3%
309102		5	0.3%
309103		5	0.3%
309204		5	0.3%
310102		5	0.3%
310206		10	0.6%
310207		5	0.3%
311103		10	0.6%
311302		5	0.3%
312105		5	0.3%
313102		5	0.3%
313104		5	0.3%
314103		5	0.3%
317101		5	0.3%
317102		5	0.3%
317106		5	0.3%
318103		20	1.3%
318107		5	0.3%
318114		5	0.3%
319103		5	0.3%
319105		5	0.3%
319107		5	0.3%

File : CSEC3I

SubCounty: Sub-county/division/town council

Value	Label	Cases	Percentage
320103		5	<div></div> 0.3%
320108		5	<div></div> 0.3%
321103		5	<div></div> 0.3%
321105		5	<div></div> 0.3%
321106		5	<div></div> 0.3%
321107		5	<div></div> 0.3%
322108		5	<div></div> 0.3%
322111		5	<div></div> 0.3%
323104		5	<div></div> 0.3%
323106		5	<div></div> 0.3%
323107		5	<div></div> 0.3%
323108		5	<div></div> 0.3%
325101		5	<div></div> 0.3%
325103		15	<div></div> 0.9%
327103		5	<div></div> 0.3%
329106		5	<div></div> 0.3%
330107		10	<div></div> 0.6%
330110		5	<div></div> 0.3%
402207		5	<div></div> 0.3%
402208		5	<div></div> 0.3%
403101		5	<div></div> 0.3%
403105		5	<div></div> 0.3%
403201		5	<div></div> 0.3%
403205		5	<div></div> 0.3%
403301		5	<div></div> 0.3%
404102		5	<div></div> 0.3%
404207		5	<div></div> 0.3%
404403		5	<div></div> 0.3%
405104		5	<div></div> 0.3%
405208		5	<div></div> 0.3%
405211		5	<div></div> 0.3%
405301		5	<div></div> 0.3%
405302		5	<div></div> 0.3%
406108		5	<div></div> 0.3%
406201		5	<div></div> 0.3%
406210		5	<div></div> 0.3%
406212		5	<div></div> 0.3%
406303		5	<div></div> 0.3%
407202		5	<div></div> 0.3%
407205		5	<div></div> 0.3%
407303		5	<div></div> 0.3%
407306		5	<div></div> 0.3%
408102		5	<div></div> 0.3%

File : CSEC3I

SubCounty: Sub-county/division/town council

Value	Label	Cases	Percentage
408112		5	<div></div> 0.3%
408113		5	<div></div> 0.3%
409101		5	<div></div> 0.3%
409203		5	<div></div> 0.3%
409301		5	<div></div> 0.3%
410102		5	<div></div> 0.3%
410105		5	<div></div> 0.3%
410201		15	<div></div> 0.9%
410303		5	<div></div> 0.3%
411103		5	<div></div> 0.3%
411203		5	<div></div> 0.3%
411302		5	<div></div> 0.3%
411304		5	<div></div> 0.3%
411402		5	<div></div> 0.3%
411403		5	<div></div> 0.3%
412103		5	<div></div> 0.3%
412201		5	<div></div> 0.3%
412203		5	<div></div> 0.3%
414116		5	<div></div> 0.3%
415105		5	<div></div> 0.3%
415106		5	<div></div> 0.3%
415110		5	<div></div> 0.3%
415114		5	<div></div> 0.3%
417101		5	<div></div> 0.3%
417102		5	<div></div> 0.3%
417104		5	<div></div> 0.3%
417105		5	<div></div> 0.3%
417110		5	<div></div> 0.3%
417114		5	<div></div> 0.3%
418104		5	<div></div> 0.3%
418201		5	<div></div> 0.3%
418202		5	<div></div> 0.3%
418209		5	<div></div> 0.3%
419204		5	<div></div> 0.3%
420107		5	<div></div> 0.3%
420108		5	<div></div> 0.3%
421108		5	<div></div> 0.3%
422102		5	<div></div> 0.3%
423109		5	<div></div> 0.3%
426104		5	<div></div> 0.3%

Warning: these figures indicate the number of cases found in the data file. They cannot be interpreted as summary statistics of the population of interest.

Parish: Parish/ward

Information [Type= discrete] [Format=numeric] [Range= 10120402-42610402] [Missing=*]

File : CSEC3I

Parish: Parish/ward

Statistics [NW/ W] [Valid=1595 /-] [Invalid=0 /-]

Value	Label	Cases	Percentage
10120402		5	0.3%
10210104		5	0.3%
10210108		5	0.3%
10210202		5	0.3%
10210205		5	0.3%
10210206		5	0.3%
10210208		5	0.3%
10210301		5	0.3%
10210302		5	0.3%
10210304		5	0.3%
10210305		10	0.6%
10210306		5	0.3%
10210308		5	0.3%
10210309		20	1.3%
10210312		5	0.3%
10210401		5	0.3%
10210402		5	0.3%
10210410		5	0.3%
10210411		5	0.3%
10210417		5	0.3%
10210419		5	0.3%
10210501		5	0.3%
10210503		5	0.3%
10210504		5	0.3%
10210510		5	0.3%
10210513		5	0.3%
10210515		5	0.3%
10210518		5	0.3%
10310505		5	0.3%
10410204		5	0.3%
10410403		5	0.3%
10410504		5	0.3%
10420804		5	0.3%
10510502		5	0.3%
10610101		5	0.3%
10610109		5	0.3%
10610606		5	0.3%
10710503		5	0.3%
10710505		5	0.3%
10720206		5	0.3%
10730203		5	0.3%
10730507		5	0.3%

File : CSEC3I

Parish: Parish/ward

Value	Label	Cases	Percentage
10810603		5	0.3%
10830101		5	0.3%
10830105		5	0.3%
10830502		5	0.3%
11010501		5	0.3%
11020306		5	0.3%
11020401		5	0.3%
11020603		5	0.3%
11020704		5	0.3%
11030501		5	0.3%
11030601		5	0.3%
11110201		5	0.3%
11120204		5	0.3%
11120206		5	0.3%
11210203		5	0.3%
11210402		5	0.3%
11220301		5	0.3%
11220403		5	0.3%
11310504		5	0.3%
11310505		5	0.3%
11311102		5	0.3%
11311203		5	0.3%
11311302		5	0.3%
11311306		5	0.3%
11330301		10	0.6%
11330305		5	0.3%
11330403		5	0.3%
11330606		5	0.3%
11330701		5	0.3%
11510302		5	0.3%
11510403		5	0.3%
11520209		5	0.3%
11520307		5	0.3%
11520504		5	0.3%
11520703		5	0.3%
11610205		5	0.3%
11710308		5	0.3%
11710405		5	0.3%
11711003		10	0.6%
11810104		5	0.3%
11910303		5	0.3%
12010502		5	0.3%
12210206		5	0.3%

File : CSEC3I

Parish: Parish/ward

Value	Label	Cases	Percentage
12210502		5	0.3%
12210602		5	0.3%
12310803		5	0.3%
12410106		5	0.3%
12410302		5	0.3%
12410401		5	0.3%
12410701		5	0.3%
12410802		5	0.3%
20110602		20	1.3%
20111009		5	0.3%
20320203		5	0.3%
20330101		5	0.3%
20330304		5	0.3%
20410103		5	0.3%
20410204		5	0.3%
20420301		5	0.3%
20430101		5	0.3%
20430102		5	0.3%
20430205		5	0.3%
20510401		5	0.3%
20710301		5	0.3%
20810214		10	0.6%
20810404		5	0.3%
20810713		5	0.3%
20920101		5	0.3%
20920104		5	0.3%
21020504		10	0.6%
21110105		5	0.3%
21110303		5	0.3%
21110603		5	0.3%
21210403		5	0.3%
21210504		5	0.3%
21220201		5	0.3%
21230502		5	0.3%
21231101		5	0.3%
21410104		5	0.3%
21410106		5	0.3%
21410202		5	0.3%
21410801		5	0.3%
21411301		5	0.3%
21411303		20	1.3%
21510902		5	0.3%
21511502		5	0.3%

File : CSEC3I

Parish: Parish/ward

Value	Label	Cases	Percentage
21512002		5	<div></div> 0.3%
21620203		20	<div></div> 1.3%
21810302		5	<div></div> 0.3%
21811504		5	<div></div> 0.3%
21910313		5	<div></div> 0.3%
21910317		20	<div></div> 1.3%
22110902		5	<div></div> 0.3%
22110905		5	<div></div> 0.3%
22210602		5	<div></div> 0.3%
22310805		5	<div></div> 0.3%
22312002		5	<div></div> 0.3%
22312101		10	<div></div> 0.6%
22312103		5	<div></div> 0.3%
22312601		5	<div></div> 0.3%
22312801		5	<div></div> 0.3%
22410505		5	<div></div> 0.3%
22510304		5	<div></div> 0.3%
22511103		5	<div></div> 0.3%
22610101		5	<div></div> 0.3%
22610302		5	<div></div> 0.3%
22610303		5	<div></div> 0.3%
22610405		5	<div></div> 0.3%
22810203		5	<div></div> 0.3%
23010709		5	<div></div> 0.3%
23210104		5	<div></div> 0.3%
23220304		5	<div></div> 0.3%
30210102		5	<div></div> 0.3%
30220105		5	<div></div> 0.3%
30220107		5	<div></div> 0.3%
30220302		5	<div></div> 0.3%
30220405		5	<div></div> 0.3%
30220505		5	<div></div> 0.3%
30320102		5	<div></div> 0.3%
30320207		5	<div></div> 0.3%
30320405		5	<div></div> 0.3%
30340204		5	<div></div> 0.3%
30340401		5	<div></div> 0.3%
30340403		5	<div></div> 0.3%
30340507		5	<div></div> 0.3%
30350304		5	<div></div> 0.3%
30350402		5	<div></div> 0.3%
30410201		5	<div></div> 0.3%
30420401		5	<div></div> 0.3%

File : CSEC3I

Parish: Parish/ward

Value	Label	Cases	Percentage
30420402		5	0.3%
30430104		5	0.3%
30510208		5	0.3%
30610203		5	0.3%
30610301		20	1.3%
30610601		5	0.3%
30710802		5	0.3%
30710803		5	0.3%
30720203		5	0.3%
30810206		5	0.3%
30910205		5	0.3%
30910305		5	0.3%
30920406		5	0.3%
31010202		5	0.3%
31020603		5	0.3%
31020604		5	0.3%
31020706		5	0.3%
31110302		10	0.6%
31130201		5	0.3%
31210502		5	0.3%
31310205		5	0.3%
31310403		5	0.3%
31410304		5	0.3%
31710101		5	0.3%
31710202		5	0.3%
31710605		5	0.3%
31810302		20	1.3%
31810705		5	0.3%
31811402		5	0.3%
31910303		5	0.3%
31910508		5	0.3%
31910702		5	0.3%
32010303		5	0.3%
32010808		5	0.3%
32110304		5	0.3%
32110505		5	0.3%
32110601		5	0.3%
32110706		5	0.3%
32210802		5	0.3%
32211104		5	0.3%
32310403		5	0.3%
32310604		5	0.3%
32310701		5	0.3%

File : CSEC3I

Parish: Parish/ward

Value	Label	Cases	Percentage
32310802		5	0.3%
32510102		5	0.3%
32510305		5	0.3%
32510306		10	0.6%
32710303		5	0.3%
32910602		5	0.3%
33010701		5	0.3%
33010703		5	0.3%
33011001		5	0.3%
40220705		5	0.3%
40220805		5	0.3%
40310102		5	0.3%
40310505		5	0.3%
40320102		5	0.3%
40320504		5	0.3%
40330104		5	0.3%
40410203		5	0.3%
40420704		5	0.3%
40440303		5	0.3%
40510402		5	0.3%
40520803		5	0.3%
40521103		5	0.3%
40530104		5	0.3%
40530203		5	0.3%
40610804		5	0.3%
40620102		5	0.3%
40621003		5	0.3%
40621201		5	0.3%
40630307		5	0.3%
40720204		5	0.3%
40720501		5	0.3%
40730303		5	0.3%
40730604		5	0.3%
40810201		5	0.3%
40811202		5	0.3%
40811304		5	0.3%
40910104		5	0.3%
40920305		5	0.3%
40930103		5	0.3%
41010204		5	0.3%
41010502		5	0.3%
41020101		15	0.9%
41030306		5	0.3%

File : CSEC3I

Parish: Parish/ward

Value	Label	Cases	Percentage	
41110301		5	<div></div>	0.3%
41120302		5	<div></div>	0.3%
41130202		5	<div></div>	0.3%
41130402		5	<div></div>	0.3%
41140202		5	<div></div>	0.3%
41140303		5	<div></div>	0.3%
41210304		5	<div></div>	0.3%
41220107		5	<div></div>	0.3%
41220304		5	<div></div>	0.3%
41411601		5	<div></div>	0.3%
41510502		5	<div></div>	0.3%
41510608		5	<div></div>	0.3%
41511004		5	<div></div>	0.3%
41511407		5	<div></div>	0.3%
41710101		5	<div></div>	0.3%
41710201		5	<div></div>	0.3%
41710401		5	<div></div>	0.3%
41710501		5	<div></div>	0.3%
41711004		5	<div></div>	0.3%
41711404		5	<div></div>	0.3%
41810403		5	<div></div>	0.3%
41820102		5	<div></div>	0.3%
41820201		5	<div></div>	0.3%
41820907		5	<div></div>	0.3%
41920402		5	<div></div>	0.3%
42010704		5	<div></div>	0.3%
42010803		5	<div></div>	0.3%
42110801		5	<div></div>	0.3%
42210204		5	<div></div>	0.3%
42310905		5	<div></div>	0.3%
42610402		5	<div></div>	0.3%

Warning: these figures indicate the number of cases found in the data file. They cannot be interpreted as summary statistics of the population of interest.

Villagecode: Village code

Information	[Type= discrete] [Format=numeric] [Range= 1012040204-4261040201] [Missing=*]			
Statistics [NW/ W]	[Valid=1595 /-] [Invalid=0 /-]			
Value	Label	Cases	Percentage	
1012040204		5	<div></div>	0.3%
1021010402		5	<div></div>	0.3%
1021010802		5	<div></div>	0.3%
1021020205		5	<div></div>	0.3%
1021020504		5	<div></div>	0.3%
1021020601		5	<div></div>	0.3%
1021020805		5	<div></div>	0.3%

File : CSEC3I

Villagecode: Village code

Value	Label	Cases	Percentage
1021030109		5	0.3%
1021030203		5	0.3%
1021030412		5	0.3%
1021030504		5	0.3%
1021030509		5	0.3%
1021030606		5	0.3%
1021030803		5	0.3%
1021030904		20	1.3%
1021031208		5	0.3%
1021040102		5	0.3%
1021040203		5	0.3%
1021041002		5	0.3%
1021041118		5	0.3%
1021041701		5	0.3%
1021041903		5	0.3%
1021050106		5	0.3%
1021050307		5	0.3%
1021050405		5	0.3%
1021051004		5	0.3%
1021051305		5	0.3%
1021051506		5	0.3%
1021051832		5	0.3%
1031050505		5	0.3%
1041020405		5	0.3%
1041040304		5	0.3%
1041050403		5	0.3%
1042080404		5	0.3%
1051050201		5	0.3%
1061010108		5	0.3%
1061010902		5	0.3%
1061060602		5	0.3%
1071050302		5	0.3%
1071050503		5	0.3%
1072020601		5	0.3%
1073020305		5	0.3%
1073050702		5	0.3%
1081060309		5	0.3%
1083010101		5	0.3%
1083010505		5	0.3%
1083050204		5	0.3%
1101050107		5	0.3%
1102030601		5	0.3%
1102040107		5	0.3%

File : CSEC3I

Villagecode: Village code

Value	Label	Cases	Percentage	
1102060309		5	<div></div>	0.3%
1102070403		5	<div></div>	0.3%
1103050102		5	<div></div>	0.3%
1103060102		5	<div></div>	0.3%
1111020105		5	<div></div>	0.3%
1112020403		5	<div></div>	0.3%
1112020618		5	<div></div>	0.3%
1121020302		5	<div></div>	0.3%
1121040209		5	<div></div>	0.3%
1122030104		5	<div></div>	0.3%
1122040303		5	<div></div>	0.3%
1131050402		5	<div></div>	0.3%
1131050505		5	<div></div>	0.3%
1131110205		5	<div></div>	0.3%
1131120307		5	<div></div>	0.3%
1131130204		5	<div></div>	0.3%
1131130602		5	<div></div>	0.3%
1133030101		5	<div></div>	0.3%
1133030109		5	<div></div>	0.3%
1133030504		5	<div></div>	0.3%
1133040308		5	<div></div>	0.3%
1133060601		5	<div></div>	0.3%
1133070102		5	<div></div>	0.3%
1151030204		5	<div></div>	0.3%
1151040307		5	<div></div>	0.3%
1152020907		5	<div></div>	0.3%
1152030702		5	<div></div>	0.3%
1152050405		5	<div></div>	0.3%
1152070306		5	<div></div>	0.3%
1161020501		5	<div></div>	0.3%
1171030802		5	<div></div>	0.3%
1171040504		5	<div></div>	0.3%
1171100309		5	<div></div>	0.3%
1171100312		5	<div></div>	0.3%
1181010407		5	<div></div>	0.3%
1191030304		5	<div></div>	0.3%
1201050202		5	<div></div>	0.3%
1221020604		5	<div></div>	0.3%
1221050203		5	<div></div>	0.3%
1221060206		5	<div></div>	0.3%
1231080303		5	<div></div>	0.3%
1241010603		5	<div></div>	0.3%
1241030216		5	<div></div>	0.3%

File : CSEC3I

Villagecode: Village code

Value	Label	Cases	Percentage
1241040102		5	0.3%
1241070106		5	0.3%
1241080210		5	0.3%
2011060205		20	1.3%
2011100902		5	0.3%
2032020304		5	0.3%
2033010101		5	0.3%
2033030403		5	0.3%
2041010302		5	0.3%
2041020405		5	0.3%
2042030105		5	0.3%
2043010103		5	0.3%
2043010202		5	0.3%
2043020514		5	0.3%
2051040101		5	0.3%
2071030105		5	0.3%
2081021402		10	0.6%
2081040401		5	0.3%
2081071301		5	0.3%
2092010105		5	0.3%
2092010401		5	0.3%
2102050401		10	0.6%
2111010504		5	0.3%
2111030302		5	0.3%
2111060303		5	0.3%
2121040306		5	0.3%
2121050407		5	0.3%
2122020101		5	0.3%
2123050204		5	0.3%
2123110101		5	0.3%
2141010403		5	0.3%
2141010604		5	0.3%
2141020206		5	0.3%
2141080105		5	0.3%
2141130103		5	0.3%
2141130307		20	1.3%
2151090208		5	0.3%
2151150202		5	0.3%
2151200204		5	0.3%
2162020306		20	1.3%
2181030213		5	0.3%
2181150401		5	0.3%
2191031301		5	0.3%

File : CSEC3I

Villagecode: Village code

Value	Label	Cases	Percentage
2191031702		20	<div></div> 1.3%
2211090203		5	<div></div> 0.3%
2211090505		5	<div></div> 0.3%
2221060201		5	<div></div> 0.3%
2231080506		5	<div></div> 0.3%
2231200204		5	<div></div> 0.3%
2231210104		5	<div></div> 0.3%
2231210105		5	<div></div> 0.3%
2231210302		5	<div></div> 0.3%
2231260115		5	<div></div> 0.3%
2231280102		5	<div></div> 0.3%
2241050511		5	<div></div> 0.3%
2251030415		5	<div></div> 0.3%
2251110322		5	<div></div> 0.3%
2261010102		5	<div></div> 0.3%
2261030205		5	<div></div> 0.3%
2261030301		5	<div></div> 0.3%
2261040510		5	<div></div> 0.3%
2281020304		5	<div></div> 0.3%
2301070905		5	<div></div> 0.3%
2321010406		5	<div></div> 0.3%
2322030405		5	<div></div> 0.3%
3021010215		5	<div></div> 0.3%
3022010508		5	<div></div> 0.3%
3022010708		5	<div></div> 0.3%
3022030205		5	<div></div> 0.3%
3022040505		5	<div></div> 0.3%
3022050502		5	<div></div> 0.3%
3032010205		5	<div></div> 0.3%
3032020706		5	<div></div> 0.3%
3032040506		5	<div></div> 0.3%
3034020408		5	<div></div> 0.3%
3034040102		5	<div></div> 0.3%
3034040304		5	<div></div> 0.3%
3034050711		5	<div></div> 0.3%
3035030411		5	<div></div> 0.3%
3035040205		5	<div></div> 0.3%
3041020101		5	<div></div> 0.3%
3042040105		5	<div></div> 0.3%
3042040201		5	<div></div> 0.3%
3043010404		5	<div></div> 0.3%
3051020803		5	<div></div> 0.3%
3061020306		5	<div></div> 0.3%

File : CSEC3I

Villagecode: Village code

Value	Label	Cases	Percentage
3061030101		20	<div></div> 1.3%
3061060103		5	<div></div> 0.3%
3071080206		5	<div></div> 0.3%
3071080301		5	<div></div> 0.3%
3072020302		5	<div></div> 0.3%
3081020606		5	<div></div> 0.3%
3091020502		5	<div></div> 0.3%
3091030501		5	<div></div> 0.3%
3092040606		5	<div></div> 0.3%
3101020203		5	<div></div> 0.3%
3102060309		5	<div></div> 0.3%
3102060408		5	<div></div> 0.3%
3102070603		5	<div></div> 0.3%
3111030202		10	<div></div> 0.6%
3113020101		5	<div></div> 0.3%
3121050202		5	<div></div> 0.3%
3131020505		5	<div></div> 0.3%
3131040312		5	<div></div> 0.3%
3141030403		5	<div></div> 0.3%
3171010102		5	<div></div> 0.3%
3171020201		5	<div></div> 0.3%
3171060512		5	<div></div> 0.3%
3181030204		20	<div></div> 1.3%
3181070501		5	<div></div> 0.3%
3181140207		5	<div></div> 0.3%
3191030304		5	<div></div> 0.3%
3191050803		5	<div></div> 0.3%
3191070202		5	<div></div> 0.3%
3201030323		5	<div></div> 0.3%
3201080801		5	<div></div> 0.3%
3211030405		5	<div></div> 0.3%
3211050502		5	<div></div> 0.3%
3211060105		5	<div></div> 0.3%
3211070617		5	<div></div> 0.3%
3221080206		5	<div></div> 0.3%
3221110412		5	<div></div> 0.3%
3231040301		5	<div></div> 0.3%
3231060409		5	<div></div> 0.3%
3231070104		5	<div></div> 0.3%
3231080204		5	<div></div> 0.3%
3251010205		5	<div></div> 0.3%
3251030508		5	<div></div> 0.3%
3251030601		5	<div></div> 0.3%

File : CSEC3I

Villagecode: Village code

Value	Label	Cases	Percentage
3251030602		5	0.3%
3271030305		5	0.3%
3291060206		5	0.3%
3301070101		5	0.3%
3301070303		5	0.3%
3301100102		5	0.3%
4022070507		5	0.3%
4022080505		5	0.3%
4031010202		5	0.3%
4031050502		5	0.3%
4032010205		5	0.3%
4032050403		5	0.3%
4033010412		5	0.3%
4041020302		5	0.3%
4042070409		5	0.3%
4044030303		5	0.3%
4051040205		5	0.3%
4052080304		5	0.3%
4052110310		5	0.3%
4053010409		5	0.3%
4053020304		5	0.3%
4061080401		5	0.3%
4062010203		5	0.3%
4062100306		5	0.3%
4062120102		5	0.3%
4063030706		5	0.3%
4072020402		5	0.3%
4072050104		5	0.3%
4073030305		5	0.3%
4073060419		5	0.3%
4081020104		5	0.3%
4081120206		5	0.3%
4081130406		5	0.3%
4091010401		5	0.3%
4092030509		5	0.3%
4093010304		5	0.3%
4101020405		5	0.3%
4101050204		5	0.3%
4102010106		5	0.3%
4102010107		10	0.6%
4103030601		5	0.3%
4111030105		5	0.3%
4112030202		5	0.3%

File : CSEC3I

Villagecode: Village code

Value	Label	Cases	Percentage
4113020204		5	0.3%
4113040203		5	0.3%
4114020204		5	0.3%
4114030308		5	0.3%
4121030414		5	0.3%
4122010704		5	0.3%
4122030405		5	0.3%
4141160106		5	0.3%
4151050204		5	0.3%
4151060812		5	0.3%
4151100404		5	0.3%
4151140703		5	0.3%
4171010109		5	0.3%
4171020103		5	0.3%
4171040107		5	0.3%
4171050107		5	0.3%
4171100404		5	0.3%
4171140402		5	0.3%
4181040301		5	0.3%
4182010203		5	0.3%
4182020104		5	0.3%
4182090702		5	0.3%
4192040205		5	0.3%
4201070403		5	0.3%
4201080309		5	0.3%
4211080107		5	0.3%
4221020401		5	0.3%
4231090509		5	0.3%
4261040201		5	0.3%

Warning: these figures indicate the number of cases found in the data file. They cannot be interpreted as summary statistics of the population of interest.

School_Monitoring_ID: CFSchoolMonitoring

Information	[Type= discrete] [Format=numeric] [Range= 1-5] [Missing=*]
Statistics [NW/ W]	[Valid=1595 /-] [Invalid=0 /-]

Value	Label	Cases	Percentage
1	District Education Officer (DEO)	319	20.0%
2	District Inspector of Schools (DIS)	319	20.0%
3	Center Coordinating Tutors (CCT)	319	20.0%
4	Any other supervisor type (1)	319	20.0%
5	Any other supervisor type (2)	319	20.0%

Warning: these figures indicate the number of cases found in the data file. They cannot be interpreted as summary statistics of the population of interest.

C3IQ45: Which of the following supervised/monitored this school during the last 12 month

Information	[Type= discrete] [Format=numeric] [Range= 1-2] [Missing=*]
-------------	--

File : CSEC3I

C3IQ45: Which of the following supervised/monitored this school during the last 12 month

Statistics [NW/ W] [Valid=1355 /-] [Invalid=240 /-]

Value	Label	Cases	Percentage
1	Yes	947	69.9%
2	No	408	30.1%
Sysmiss		240	

Warning: these figures indicate the number of cases found in the data file. They cannot be interpreted as summary statistics of the population of interest.

C3IQ45_Other: Other supervisor type

Information [Type= discrete] [Format=character] [Missing=*]

Statistics [NW/ W] [Valid=270 /-] [Invalid=0 /-]

Value	Label	Cases	Percentage
ABOKE MANAGEMENT ASSOCIATION		1	0.4%
ACAO		1	0.4%
ACCESSOR		2	0.7%
AREA COUNCILLOR		1	0.4%
AREA COUNCILOR		1	0.4%
AREA INSPECTOR OF SCHOOLS		1	0.4%
AREA INSPCTOR OF SCHOOLS		1	0.4%
AREA INSPECTOR FOR TEREKO COUNTY		1	0.4%
AREA INSPECTOR OF SCHOOL		2	0.7%
AREA INSPECTOR OF SCHOOOLS		1	0.4%
AREA MP		1	0.4%
ASS .DIS		1	0.4%
ASS .EDO		1	0.4%
ASS CDO		1	0.4%
ASS DEO		1	0.4%
ASS DIS		2	0.7%
ASS. DEO		1	0.4%
ASS.INSPECOR		1	0.4%
ASS.INSPECTOF		1	0.4%
ASSESSORS		1	0.4%
ASSOC.OF RETIRED HEAD TEACHERS		1	0.4%























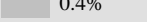




File : CSEC3I

C3IQ45_Other: Other supervisor type

Value	Label	Cases	Percentage
ASSOCIATE ACCESSORS		1	0.4%
ASSOCIATE ACESSEERS		1	0.4%
ASSOCIATE ACESSEORS		1	0.4%
ASSOCIATE ASSESSOR		1	0.4%
ASSOCIATE ASSESSORS		7	2.6%
ASSOCIATE SUPERVISORS		1	0.4%
ASSOCIATED ASSESSORS		1	0.4%
ASSOCIATES		4	1.5%
ASSOSIATE ASSESSORS		1	0.4%
BISHOP		1	0.4%
C/MAN SCHOOL MANAGEMENT COMMITTEE		1	0.4%
CAO		6	2.2%
CDO		1	0.4%
CHAIR PERSON SCHOOL MANAGEMENT		1	0.4%
CHAIRMAN SCHOOL MANAGEMENT		1	0.4%
COMPASSION INTERNATIONAL		1	0.4%
COUNCILLORS		1	0.4%
COUNSOLER EDUCATION LC5		1	0.4%
COUNTY INSPECTOR		3	1.1%
Church body		1	0.4%
DIOCENSE EDUCATION SECRETARY		1	0.4%
DIRECTOR OF EDUCATION SERVICES		1	0.4%
DISTRICT ASSESORS		4	1.5%
DISTRICT PLANNER		1	0.4%
DIVISION OFFICIALS		1	0.4%































File : CSEC3I

C3IQ45_Other: Other supervisor type

Value	Label	Cases	Percentage
Deputy C.A.O		1	 0.4%
Dioces		1	 0.4%
Diocese		1	 0.4%
Diocese Office		1	 0.4%
Diocese office		1	 0.4%
Division Officials		1	 0.4%
EDUCATION STANDARD AGENCY		1	 0.4%
EDUCATION ACCESSERS		1	 0.4%
EDUCATION ACCESSOR		1	 0.4%
EDUCATION ASSISTANT		1	 0.4%
EDUCATION COMMITTEE FROM SUB-COUNTY		1	 0.4%
EDUCATION SUPERVISORS		1	 0.4%
ESA		3	 1.1%
ESSA		1	 0.4%
FOUNDATION BODY		1	 0.4%
Foundation Church		1	 0.4%
Founder Body		1	 0.4%
GISO		4	 1.5%
HEAD TEACHER,S ASSOCIATION		1	 0.4%
HEAD TEACHERS FROM OTHER SCHOOLS		1	 0.4%
HEAD TEACHERS ASSOCIATES		1	 0.4%
HEADTEACHER ASSOCIATION		2	 0.7%
HEALTH INSPECTOR		2	 0.7%
HEALTH SUPERVISOR		1	 0.4%
Headteachers Council		1	 0.4%
Health Inspector		5	 1.9%
Health inspector		1	 0.4%

File : CSEC3I

C3IQ45_Other: Other supervisor type

Value	Label	Cases	Percentage
INCHARGE OF SECURITY OF THE AREA		1	 0.4%
INSPECTORATE ASSOCIATES		1	 0.4%
INTERNAL SUPERVISION		1	 0.4%
ISP		1	 0.4%
LC 111		1	 0.4%
LC 3		2	 0.7%
LC 3 C/ PERSON		1	 0.4%
LC 3 CM		1	 0.4%
LC 5 C/MAN		1	 0.4%
LC III		1	 0.4%
LC III C/M		1	 0.4%
LC III C/MAN		1	 0.4%
LC III CHAIRMAN		1	 0.4%
LC V		1	 0.4%
LC1		1	 0.4%
LC1,		1	 0.4%
LC3		2	 0.7%
LC3 CHAIR PERSON AND LC5 COUNSELOR		1	 0.4%
LC3 chairperson		1	 0.4%
LC5		4	 1.5%
LCI C/MAN		1	 0.4%
LOCAL COUNCIL		1	 0.4%
LOCAL cOUNCIL		1	 0.4%
Local government		1	 0.4%
MELLENIUM GOALS OFFICIALS		1	 0.4%
MINISSTRY OF EDUCATION		1	 0.4%
MINISTRY OF EDUCATION		1	 0.4%
MINISTRY OF EDUCATION UNDER SPECIAL NEEDS		1	 0.4%
MOES		1	 0.4%
MP		1	 0.4%

File : CSEC3I

C3IQ45_Other: Other supervisor type

Value	Label	Cases	Percentage
MUNICIPAL COUNCILLORS		1	0.4%
Ministry of Education		2	0.7%
NAKAWA HEAD TEACHERS ASS		1	0.4%
NGO -MANGO TREE		1	0.4%
NGO [AFRICAN REVIVIAL]		1	0.4%
NGO [LABE		1	0.4%
NGO [NRC]		1	0.4%
NGO [WAR CHILD HOLLAND]		1	0.4%
NGO-[USAID]		1	0.4%
NGOS		2	0.7%
NGOS -MAP INTERNATIONAL		1	0.4%
NGOS - WORLD VISION		1	0.4%
NGOS [IAS]		1	0.4%
NGOS [SAVE THE CHILDREN		1	0.4%
NGOS [UNICEF]		1	0.4%
NGO[YOUFRA]		1	0.4%
OFFICIALS FROM KCCA		1	0.4%
P.T.A		1	0.4%
PARISH CHIEF		3	1.1%
PEER SUPERVISOR		1	0.4%
PEER SUPERVISORS		1	0.4%
PLAN		1	0.4%
PLAN UGANDA-[NGO]		1	0.4%
PTA and Management Committee		1	0.4%
Parish Chief		1	0.4%
RDC		8	3.0%
RED EARTH		1	0.4%

File : CSEC3I

C3IQ45_Other: Other supervisor type

Value	Label	Cases	Percentage
REVLAND CHURCH OF UGANDA. LUWERO		1	<div><div></div></div> 0.4%
S.M.C		1	<div><div></div></div> 0.4%
S/C CHIEF		3	<div><div></div></div> 1.1%
SAVE THE CHILDREN[NGO]		1	<div><div></div></div> 0.4%
SBU COUNTY CHIEF		1	<div><div></div></div> 0.4%
SCHOOL MANAGEMENT		1	<div><div></div></div> 0.4%
SCHOOL MANAGEMENT COMMITTEE		2	<div><div></div></div> 0.7%
SCHOOL MANAGEMENT COMMITTEE		5	<div><div></div></div> 1.9%
SCHOOL MANAGEMENT COMMITTEE MEMBERS		1	<div><div></div></div> 0.4%
SCHOOL MGT COMMITTEE		5	<div><div></div></div> 1.9%
SMC		2	<div><div></div></div> 0.7%
SUB ACCOUNTANT		1	<div><div></div></div> 0.4%
SUB ACCOUNTANT TO CHECK ON THE UPE FUNDS		1	<div><div></div></div> 0.4%
SUB COUNTY		1	<div><div></div></div> 0.4%
SUB COUNTY CHIEF		1	<div><div></div></div> 0.4%
SUB COUNTY CHIEF		5	<div><div></div></div> 1.9%
SUB-COUNTY		2	<div><div></div></div> 0.7%
SUB-COUNTY CHIEF		4	<div><div></div></div> 1.5%
SUBCOUNTY		1	<div><div></div></div> 0.4%
SUBCOUNTY CHIEF		4	<div><div></div></div> 1.5%
SUPRVISOR FOR MGTE		1	<div><div></div></div> 0.4%
School management committe		1	<div><div></div></div> 0.4%
Sub County		1	<div><div></div></div> 0.4%
Sub CountyAssessor		1	<div><div></div></div> 0.4%

File : CSEC3I

C3IQ45_Other: Other supervisor type

Value	Label	Cases	Percentage
Sub conuty security officer		1	<div></div> 0.4%
Sub county Chief		1	<div></div> 0.4%
Sub county chief		1	<div></div> 0.4%
Subcounty Officials		1	<div></div> 0.4%
Subcounty chief		1	<div></div> 0.4%
Subcounty officials		1	<div></div> 0.4%
TOWN CLERK		4	<div></div> 1.5%
Town Council Officials		1	<div></div> 0.4%
Town Council officials		1	<div></div> 0.4%
UGANDA MUSLIM TEACHERS ASSOCIATION COORDINATOR		1	<div></div> 0.4%
UPDF committe		1	<div></div> 0.4%
URBAN EDUCATION OFFICER		1	<div></div> 0.4%
USDC		1	<div></div> 0.4%
WARD OFFICERS		1	<div></div> 0.4%
WFP,WELT HUNGER		1	<div></div> 0.4%
WOMEN LCV		1	<div></div> 0.4%
WORLD VISION TEAM		1	<div></div> 0.4%
Zonal Inspector		1	<div></div> 0.4%
`SUB COUNTY CHIEF		1	<div></div> 0.4%
area inspections		1	<div></div> 0.4%
associate inspesctors		1	<div></div> 0.4%
chairman LC 3		1	<div></div> 0.4%
concellors		1	<div></div> 0.4%
director of education and social services		1	<div></div> 0.4%
diso		1	<div></div> 0.4%
education and social services kcca		1	<div></div> 0.4%
education assessers		2	<div></div> 0.7%
education standard agency		2	<div></div> 0.7%

File : CSEC3I

C3IQ45_Other: Other supervisor type

Value	Label	Cases	Percentage
head teachers association		1	0.4%
health inspector		1	0.4%
inspector of schools		1	0.4%
ministry of education and sports		1	0.4%
political leaders		1	0.4%
sCHOOL MANAGEMENT COMMITTEE		1	0.4%
stake holders		2	0.7%
sub county chief		1	0.4%
sub-county chief		1	0.4%
sub-county councilors		1	0.4%

Warning: these figures indicate the number of cases found in the data file. They cannot be interpreted as summary statistics of the population of interest.

C3IQ46A: Which month and year was the last visit?:MONTH

Information	[Type= discrete] [Format=numeric] [Range= 1-12] [Missing=*]
Statistics [NW/ W]	[Valid=947 /-] [Invalid=648 /-]

Value	Label	Cases	Percentage
1	January	4	0.4%
2	February	60	6.3%
3	March	63	6.7%
4	April	48	5.1%
5	May	35	3.7%
6	June	107	11.3%
7	July	109	11.5%
8	August	62	6.5%
9	September	125	13.2%
10	October	145	15.3%
11	November	171	18.1%
12	December	18	1.9%
Sysmiss		648	

Warning: these figures indicate the number of cases found in the data file. They cannot be interpreted as summary statistics of the population of interest.

C3IQ46B: Which month and year was the last visit?:YEAR

Information	[Type= discrete] [Format=numeric] [Range= 1-2014] [Missing=*]
Statistics [NW/ W]	[Valid=945 /-] [Invalid=650 /-]

Value	Label	Cases	Percentage
1	2011	0	
2	2010	0	
3	2009	1	0.1%
4	2012	6	0.6%

File : CSEC3I

C3IQ46B: Which month and year was the last visit?:YEAR

Value	Label	Cases	Percentage
5	2013	763	<div></div> 80.7%
2014		175	<div></div> 18.5%
Sysmiss		650	

Warning: these figures indicate the number of cases found in the data file. They cannot be interpreted as summary statistics of the population of interest.

C3IQ47: What was the frequency of supervision/monitoring by this supervisor?

Information	[Type= discrete] [Format=numeric] [Range= 1-8] [Missing=*]
Statistics [NW/ W]	[Valid=947 /-] [Invalid=648 /-]

Value	Label	Cases	Percentage
1	Monthly	239	<div></div> 25.2%
2	Quarterly	386	<div></div> 40.8%
3	Twice a year	78	<div></div> 8.2%
4	Annually	115	<div></div> 12.1%
8	Other (specify)	129	<div></div> 13.6%
Sysmiss		648	

Warning: these figures indicate the number of cases found in the data file. They cannot be interpreted as summary statistics of the population of interest.

C3IQ45_V2: Which of the following supervised/monitored this school during the last 12 month - v2

Information	[Type= discrete] [Format=numeric] [Range= 1-2] [Missing=*]
Statistics [NW/ W]	[Valid=1095 /-] [Invalid=500 /-]

Value	Label	Cases	Percentage
1	Yes	771	<div></div> 70.4%
2	No	324	<div></div> 29.6%
Sysmiss		500	

Warning: these figures indicate the number of cases found in the data file. They cannot be interpreted as summary statistics of the population of interest.

C3IQ45_Other_V2: Other supervisor type - v2

Information	[Type= discrete] [Format=character] [Missing=*]
Statistics [NW/ W]	[Valid=203 /-] [Invalid=0 /-]

Value	Label	Cases	Percentage
2		1	<div></div> 0.5%
2014		1	<div></div> 0.5%
3		1	<div></div> 0.5%
ADEO		1	<div></div> 0.5%
ADRA(U)		1	<div></div> 0.5%
APNPPCAN[NGO]		1	<div></div> 0.5%
AREA INSPECTOR		2	<div></div> 1.0%
ASS DEO		2	<div></div> 1.0%
ASS DIS		1	<div></div> 0.5%
ASS INSPECTOR		1	<div></div> 0.5%
ASS,DIS		1	<div></div> 0.5%
ASS.DIS		1	<div></div> 0.5%
ASSESSORS		1	<div></div> 0.5%

File : CSEC3I

C3IQ45_Other_V2: Other supervisor type - v2

Value	Label	Cases	Percentage
ASSISTANT TOWN CLERK		1	0.5%
ASSOC. OF RETIRED HEAD TEACHERS		1	0.5%
ASSOCIATE ACCESSORS		1	0.5%
ASSOCIATE ASSESSORS		1	0.5%
ASSOCIATE ASSESSORS		2	1.0%
ASSOCIATE INSPECTORS		1	0.5%
Associate Accessors		1	0.5%
Associate Supervisors		1	0.5%
Associate assessors		2	1.0%
CADOBIC[NGO]		1	0.5%
CAO		2	1.0%
CAO,LCV		1	0.5%
CDO		1	0.5%
CHAIR PERSON SCHOOL MANAGEMENT COMMITTEE		1	0.5%
CHAIRMAN SCHOOL MANAGMENT COMMITTEE		1	0.5%
CHAIRMAN UGANDA PRIVATE SCHOOLS		1	0.5%
CHAIRPERSON,		1	0.5%
CHIEF ADMINISTRATIVE OFFICER		2	1.0%
COUNCIL ENGINEER		1	0.5%
COUNSORS		1	0.5%
COUNTY INSPECTOR		1	0.5%
Catholic Diocese		1	0.5%
Church representatives		1	0.5%
DIOCESE EDUCATION SECRETARY		1	0.5%

File : CSEC3I

C3IQ45_Other_V2: Other supervisor type - v2

Value	Label	Cases	Percentage
DIS		1	0.5%
DISTRCT COUNCILOT		1	0.5%
DISTRICT COUNCILORS		1	0.5%
DLC		1	0.5%
Diocese		1	0.5%
Diocese committe		1	0.5%
District Councilors		1	0.5%
District councillors		2	1.0%
Doicese		1	0.5%
EDUCATION SUPERVISORS		1	0.5%
ESA		1	0.5%
External accessors		1	0.5%
Founder body		1	0.5%
GISO		2	1.0%
GOAL		1	0.5%
GREEN WORLD		1	0.5%
Govnmbolola chief		1	0.5%
HEAD TEACHERS ASS		1	0.5%
HEALTH INSPECTOR		5	2.5%
HEALTH TEAM		1	0.5%
Head teachers committee		1	0.5%
Headteachers committee		1	0.5%
LC 3		2	1.0%
LC 3 CHAIRMAN		1	0.5%
LC 3 CONCILLOR		1	0.5%
LC 3 COUNCILLOR		1	0.5%
LC 3 chairperson		1	0.5%
LC 5		1	0.5%
LC 9 COLLORUNCI		1	0.5%

File : CSEC3I

C3IQ45_Other_V2: Other supervisor type - v2

Value	Label	Cases	Percentage
LC COUNCILLOR,		1	0.5%
LC3 CHAIRMAN		1	0.5%
LC3 COUNCILLOR		2	1.0%
LC3AND LC5		1	0.5%
LOCAL COUNCIL OFFICIALS		1	0.5%
Local council officials		1	0.5%
Local government		1	0.5%
Lugazi Diocese		1	0.5%
MILLENNIUM GOAL PROJECT		1	0.5%
MOES OFFICIALS		1	0.5%
MP ENTEBE MUN.		1	0.5%
Ministry of education		1	0.5%
NGO -ACORD]		1	0.5%
NGO [SHARP]		1	0.5%
NGO [WAR CHILD UK]		1	0.5%
NGO-AMREF		1	0.5%
NGOS[USAID		1	0.5%
NGO[ACFODE]		1	0.5%
NGO[DROP IN THE BUCKET		1	0.5%
NGO[MANGO TREE		1	0.5%
NGO[MAP INTERNATIONAL		1	0.5%
NGO[WORLD VISION		1	0.5%
P.T.A		1	0.5%
PARISH - CHIEF		1	0.5%
PARISH CHIEF		1	0.5%
PEER SUPPERVISORS		1	0.5%
POLITICAL COMMISSIONER		2	1.0%
Parish pries		1	0.5%
RDC		4	2.0%

File : CSEC3I

C3IQ45_Other_V2: Other supervisor type - v2

Value	Label	Cases	Percentage
RURAL ELECTRIFICATION		1	0.5%
S/C CHIEF		1	0.5%
SAVE THE CHILDREN[NGO]		1	0.5%
SEC OF EDUCFROM TOWN COUNCIL		1	0.5%
SMC		4	2.0%
SUB COUNTY CHIEF		1	0.5%
SUB-COUNTY CHIEF		2	1.0%
SUBCOUNTY CHIEF		2	1.0%
SVO, NGO		1	0.5%
School management		1	0.5%
Sub county Chief		1	0.5%
Sub county chief		1	0.5%
Sub-county Headteachers Association		1	0.5%
Sub-county chief		3	1.5%
Sub-county chiefs		1	0.5%
Subconty Internal Security		1	0.5%
Subcounty		1	0.5%
Town Clerk		1	0.5%
Town Clerk		1	0.5%
UPDF committee		1	0.5%
UW EZO [NGO]		1	0.5%
WFP,WELT HUNGER		1	0.5%
WORLD VISION[NGO]		1	0.5%
area councillor		1	0.5%
area inpspector		1	0.5%
area inspector		1	0.5%
assessor		1	0.5%
assessors		2	1.0%
asso assessorsciate		1	0.5%
associate assessors		1	0.5%

File : CSEC3I

C3IQ45_Other_V2: Other supervisor type - v2

Value	Label	Cases	Percentage
chairma LC 1		1	0.5%
chairman PTA		2	1.0%
chairman management		1	0.5%
chairman sch man		1	0.5%
chairman sch management committee		2	1.0%
chairman sch. man		1	0.5%
chairperson girl child education movement		2	1.0%
church body Foundatim		1	0.5%
county inspector		3	1.5%
county inspector of schools		1	0.5%
deputy CAO,POLICE OFFICERS,SUCCESSORS,CHIEF,PARISH CHIEF,PTAs,SMO		1	0.5%
director of education and social services		1	0.5%
district councillor		1	0.5%
education ass		1	0.5%
head teacher inspection		1	0.5%
health inspector		1	0.5%
healthy inspector		1	0.5%
inspector associates		2	1.0%
inspector from bugabula north		1	0.5%
inspector of school		1	0.5%
lc 3 councilor		1	0.5%
lc 5 chairman		1	0.5%
lc3		1	0.5%
lc3 c/man		1	0.5%
parish chief		2	1.0%
parish chiefs		1	0.5%
pta chairperson		1	0.5%
religious person		1	0.5%
sanitation		1	0.5%

File : CSEC3I

C3IQ45_Other_V2: Other supervisor type - v2

Value	Label	Cases	Percentage
school management		1	0.5%
sec sociol service		1	0.5%
smc		1	0.5%
sports officer		1	0.5%
sub county chief		3	1.5%
sub-county chief		1	0.5%
subcounty chief		3	1.5%
subcounty officials		1	0.5%
support staff inspector		1	0.5%
supprt district supervisor		1	0.5%
ward administrator		1	0.5%
worl vision		1	0.5%

Warning: these figures indicate the number of cases found in the data file. They cannot be interpreted as summary statistics of the population of interest.

C3IQ46A_V2: Which month and year was the last visit?:MONTH - v2

Information	[Type= discrete] [Format=numeric] [Range= 1-12] [Missing=*]
Statistics [NW/ W]	[Valid=767 /-] [Invalid=828 /-]

Value	Label	Cases	Percentage
1	January	4	0.5%
2	February	101	13.2%
3	March	191	24.9%
4	April	88	11.5%
5	May	63	8.2%
6	June	102	13.3%
7	July	108	14.1%
8	August	14	1.8%
9	September	19	2.5%
10	October	26	3.4%
11	November	40	5.2%
12	December	11	1.4%
Sysmiss		828	

Warning: these figures indicate the number of cases found in the data file. They cannot be interpreted as summary statistics of the population of interest.

C3IQ46B_V2: Which month and year was the last visit?:YEAR - v2

Information	[Type= discrete] [Format=numeric] [Range= 1-6] [Missing=*]
Statistics [NW/ W]	[Valid=767 /-] [Invalid=828 /-]

Value	Label	Cases	Percentage
1	2011	1	0.1%
2	2010	0	
3	2009	0	

File : CSEC3I

C3IQ46B_V2: Which month and year was the last visit?:YEAR - v2

Value	Label	Cases	Percentage
4	2012	1	0.1%
5	2013	140	18.3%
6		625	81.5%
Sysmiss		828	

Warning: these figures indicate the number of cases found in the data file. They cannot be interpreted as summary statistics of the population of interest.

Education_Response: Education Response Status

Information	[Type= discrete] [Format=numeric] [Range= 1-3] [Missing=*]
Statistics [NW/ W]	[Valid=1480 /-] [Invalid=115 /-]

Value	Label	Cases	Percentage
1	Completed	815	55.1%
2	Partially Done	235	15.9%
3	Not Done	430	29.1%
Sysmiss		115	

Warning: these figures indicate the number of cases found in the data file. They cannot be interpreted as summary statistics of the population of interest.

Reason_Edu_Not_Done: Reason Education was not done:

Information	[Type= discrete] [Format=character] [Missing=*]
Statistics [NW/ W]	[Valid=410 /-]

Value	Label	Cases	Percentage
Away for holiday.		5	1.2%
Away for holidays		5	1.2%
CALL BACK. PERSON RESPONSIBLE NOT AROUND EVEN ON VISIT 2 ITS STILL AN APPOINTMENT BUT THEY ARE JUST TOSSING ME AROUND		5	1.2%
HOLIDAY		10	2.4%
HOLIDAY & WEEKEND		5	1.2%
HOLIDAY TIME		10	2.4%
HOLIDAY/ MUSIC FESTIVAL		5	1.2%
HOLIDAYS		5	1.2%
Holidays and no teachers around for data		5	1.2%
IT WAS HOLIDAY TIME SO THE		5	1.2%

File : CSEC3I

Reason_Edu_Not_Done: Reason Education was not done:

Value	Label	Cases	Percentage
SCHOOL WAS CLOSED			
No Contact		5	<div></div> 1.2%
No respondent since the school closed for holiday		5	<div></div> 1.2%
Not done Schools in holidays		5	<div></div> 1.2%
Not done schools in holidays		5	<div></div> 1.2%
OFF for HOLIDAY. HM NOT FOUND		5	<div></div> 1.2%
On holiday		60	<div></div> 14.6%
Over a weekend		5	<div></div> 1.2%
REFUSED		5	<div></div> 1.2%
SCHOOL CLOSED FOR HOLIDAY		20	<div></div> 4.9%
SCHOOL CLOSED FOR HOLIDAYS		15	<div></div> 3.7%
SCHOOL CLOSED FOR HOLIDAYS. NO ONE AROUND		5	<div></div> 1.2%
SCHOOL CLOSED, ITS A WEEKEND		5	<div></div> 1.2%
SCHOOL IN HOLIDAY		20	<div></div> 4.9%
SCHOOL IN HOLIDAYS		5	<div></div> 1.2%
SCHOOL WAS CLOSED FOR HOLIDAYS		5	<div></div> 1.2%
SCHOOL WAS CLOSED IT WAS HOLIDAYS		5	<div></div> 1.2%
SCHOOLS IN HOLIDAYS		5	<div></div> 1.2%
SCHOOLS IN HOLIDAYS FULLY CLOSED		5	<div></div> 1.2%
Schools in holidays		5	<div></div> 1.2%
Shools in holidays		5	<div></div> 1.2%

File : CSEC3I

Reason_Edu_Not_Done: Reason Education was not done:

Value	Label	Cases	Percentage
THE SCHOOL HAD CLOSED FOR HOLIDAYS		5	1.2%
THE SCHOOL WAS CLOSED BECAUSE IT WAS HOLIDAY TIME		5	1.2%
THE SCHOOL WAS CLOSED FOR HOLIDAYS		10	2.4%
THE SCHOOL WAS CLOSED SINCE IT WAS STILL HOLIDAY TIME		5	1.2%
THE SCHOOL WAS STILL CLOSED FOR HOLIDAYS		5	1.2%
The school was still closed for holidays		5	1.2%
WEEKEND		10	2.4%
Weekend		5	1.2%
holiday		30	7.3%
holiday time		10	2.4%
holidays		10	2.4%
no one was present at school		5	1.2%
no school at the island		5	1.2%
not school day, weekend		5	1.2%
on holiday		5	1.2%
school closed for holidays		10	2.4%
school closed for holidays.no one found to respond		5	1.2%
schools in holidays		10	2.4%
weekend		10	2.4%

Warning: these figures indicate the number of cases found in the data file. They cannot be interpreted as summary statistics of the population of interest.

File : CSEC3J

District_Name: District name

Information [Type= discrete] [Format=numeric] [Range= 101-426] [Missing=*]

Statistics [NW/ W] [Valid=4605 /-] [Invalid=0 /-]

Value	Label	Cases	Percentage
101		15	0.3%
102		435	9.4%
103		15	0.3%
104		60	1.3%
105		15	0.3%
106		45	1.0%
107		75	1.6%
108		60	1.3%
110		105	2.3%
111		45	1.0%
112		60	1.3%
113		180	3.9%
115		90	2.0%
116		15	0.3%
117		60	1.3%
118		15	0.3%
119		15	0.3%
120		15	0.3%
122		45	1.0%
123		15	0.3%
124		75	1.6%
201		45	1.0%
203		45	1.0%
204		90	2.0%
205		15	0.3%
207		15	0.3%
208		60	1.3%
209		30	0.7%
210		30	0.7%
211		45	1.0%
212		75	1.6%
214		135	2.9%
215		45	1.0%
216		30	0.7%
218		30	0.7%
219		45	1.0%
221		30	0.7%
222		15	0.3%
223		105	2.3%
224		15	0.3%
225		30	0.7%

File : CSEC3J

District_Name: District name

Value	Label	Cases	Percentage
226		60	<div></div> 1.3%
228		15	<div></div> 0.3%
230		15	<div></div> 0.3%
232		30	<div></div> 0.7%
302		90	<div></div> 2.0%
303		135	<div></div> 2.9%
304		60	<div></div> 1.3%
305		15	<div></div> 0.3%
306		60	<div></div> 1.3%
307		45	<div></div> 1.0%
308		15	<div></div> 0.3%
309		45	<div></div> 1.0%
310		60	<div></div> 1.3%
311		45	<div></div> 1.0%
312		15	<div></div> 0.3%
313		30	<div></div> 0.7%
314		15	<div></div> 0.3%
317		45	<div></div> 1.0%
318		60	<div></div> 1.3%
319		45	<div></div> 1.0%
320		30	<div></div> 0.7%
321		60	<div></div> 1.3%
322		30	<div></div> 0.7%
323		60	<div></div> 1.3%
325		60	<div></div> 1.3%
327		15	<div></div> 0.3%
329		15	<div></div> 0.3%
330		45	<div></div> 1.0%
402		30	<div></div> 0.7%
403		75	<div></div> 1.6%
404		45	<div></div> 1.0%
405		75	<div></div> 1.6%
406		75	<div></div> 1.6%
407		60	<div></div> 1.3%
408		45	<div></div> 1.0%
409		45	<div></div> 1.0%
410		90	<div></div> 2.0%
411		90	<div></div> 2.0%
412		45	<div></div> 1.0%
414		15	<div></div> 0.3%
415		60	<div></div> 1.3%
417		90	<div></div> 2.0%
418		60	<div></div> 1.3%

File : CSEC3J

District_Name: District name

Value	Label	Cases	Percentage
419		15	<div></div> 0.3%
420		30	<div></div> 0.7%
421		15	<div></div> 0.3%
422		15	<div></div> 0.3%
423		15	<div></div> 0.3%
426		15	<div></div> 0.3%

Warning: these figures indicate the number of cases found in the data file. They cannot be interpreted as summary statistics of the population of interest.

SubCounty: Sub-county/division/town council

Information	[Type= discrete] [Format=numeric] [Range= 101204-426104] [Missing=*]
Statistics [NW/ W]	[Valid=4605 /-] [Invalid=0 /-]

Value	Label	Cases	Percentage
101204		15	<div></div> 0.3%
102101		30	<div></div> 0.7%
102102		60	<div></div> 1.3%
102103		150	<div></div> 3.3%
102104		90	<div></div> 2.0%
102105		105	<div></div> 2.3%
103105		15	<div></div> 0.3%
104102		15	<div></div> 0.3%
104104		15	<div></div> 0.3%
104105		15	<div></div> 0.3%
104208		15	<div></div> 0.3%
105105		15	<div></div> 0.3%
106101		30	<div></div> 0.7%
106106		15	<div></div> 0.3%
107105		30	<div></div> 0.7%
107202		15	<div></div> 0.3%
107302		15	<div></div> 0.3%
107305		15	<div></div> 0.3%
108106		15	<div></div> 0.3%
108301		30	<div></div> 0.7%
108305		15	<div></div> 0.3%
110105		15	<div></div> 0.3%
110203		15	<div></div> 0.3%
110204		15	<div></div> 0.3%
110206		15	<div></div> 0.3%
110207		15	<div></div> 0.3%
110305		15	<div></div> 0.3%
110306		15	<div></div> 0.3%
111102		15	<div></div> 0.3%
111202		30	<div></div> 0.7%
112102		15	<div></div> 0.3%
112104		15	<div></div> 0.3%

File : CSEC3J

SubCounty: Sub-county/division/town council

Value	Label	Cases	Percentage
112203		15	<div></div> 0.3%
112204		15	<div></div> 0.3%
113105		30	<div></div> 0.7%
113111		15	<div></div> 0.3%
113112		15	<div></div> 0.3%
113113		30	<div></div> 0.7%
113303		45	<div></div> 1.0%
113304		15	<div></div> 0.3%
113306		15	<div></div> 0.3%
113307		15	<div></div> 0.3%
115103		15	<div></div> 0.3%
115104		15	<div></div> 0.3%
115202		15	<div></div> 0.3%
115203		15	<div></div> 0.3%
115205		15	<div></div> 0.3%
115207		15	<div></div> 0.3%
116102		15	<div></div> 0.3%
117103		15	<div></div> 0.3%
117104		15	<div></div> 0.3%
117110		30	<div></div> 0.7%
118101		15	<div></div> 0.3%
119103		15	<div></div> 0.3%
120105		15	<div></div> 0.3%
122102		15	<div></div> 0.3%
122105		15	<div></div> 0.3%
122106		15	<div></div> 0.3%
123108		15	<div></div> 0.3%
124101		15	<div></div> 0.3%
124103		15	<div></div> 0.3%
124104		15	<div></div> 0.3%
124107		15	<div></div> 0.3%
124108		15	<div></div> 0.3%
201106		30	<div></div> 0.7%
201110		15	<div></div> 0.3%
203202		15	<div></div> 0.3%
203301		15	<div></div> 0.3%
203303		15	<div></div> 0.3%
204101		15	<div></div> 0.3%
204102		15	<div></div> 0.3%
204203		15	<div></div> 0.3%
204301		30	<div></div> 0.7%
204302		15	<div></div> 0.3%
205104		15	<div></div> 0.3%

File : CSEC3J

SubCounty: Sub-county/division/town council

Value	Label	Cases	Percentage
207103		15	0.3%
208102		30	0.7%
208104		15	0.3%
208107		15	0.3%
209201		30	0.7%
210205		30	0.7%
211101		15	0.3%
211103		15	0.3%
211106		15	0.3%
212104		15	0.3%
212105		15	0.3%
212202		15	0.3%
212305		15	0.3%
212311		15	0.3%
214101		30	0.7%
214102		15	0.3%
214108		15	0.3%
214113		75	1.6%
215109		15	0.3%
215115		15	0.3%
215120		15	0.3%
216202		30	0.7%
218103		15	0.3%
218115		15	0.3%
219103		45	1.0%
221109		30	0.7%
222106		15	0.3%
223108		15	0.3%
223120		15	0.3%
223121		45	1.0%
223126		15	0.3%
223128		15	0.3%
224105		15	0.3%
225103		15	0.3%
225111		15	0.3%
226101		15	0.3%
226103		30	0.7%
226104		15	0.3%
228102		15	0.3%
230107		15	0.3%
232101		15	0.3%
232203		15	0.3%
302101		15	0.3%

File : CSEC3J

SubCounty: Sub-county/division/town council

Value	Label	Cases	Percentage
302201		30	0.7%
302203		15	0.3%
302204		15	0.3%
302205		15	0.3%
303201		15	0.3%
303202		15	0.3%
303204		15	0.3%
303402		15	0.3%
303404		30	0.7%
303405		15	0.3%
303503		15	0.3%
303504		15	0.3%
304102		15	0.3%
304204		30	0.7%
304301		15	0.3%
305102		15	0.3%
306102		15	0.3%
306103		30	0.7%
306106		15	0.3%
307108		30	0.7%
307202		15	0.3%
308102		15	0.3%
309102		15	0.3%
309103		15	0.3%
309204		15	0.3%
310102		15	0.3%
310206		30	0.7%
310207		15	0.3%
311103		30	0.7%
311302		15	0.3%
312105		15	0.3%
313102		15	0.3%
313104		15	0.3%
314103		15	0.3%
317101		15	0.3%
317102		15	0.3%
317106		15	0.3%
318103		30	0.7%
318107		15	0.3%
318114		15	0.3%
319103		15	0.3%
319105		15	0.3%
319107		15	0.3%

File : CSEC3J

SubCounty: Sub-county/division/town council

Value	Label	Cases	Percentage
320103		15	<div></div> 0.3%
320108		15	<div></div> 0.3%
321103		15	<div></div> 0.3%
321105		15	<div></div> 0.3%
321106		15	<div></div> 0.3%
321107		15	<div></div> 0.3%
322108		15	<div></div> 0.3%
322111		15	<div></div> 0.3%
323104		15	<div></div> 0.3%
323106		15	<div></div> 0.3%
323107		15	<div></div> 0.3%
323108		15	<div></div> 0.3%
325101		15	<div></div> 0.3%
325103		45	<div></div> 1.0%
327103		15	<div></div> 0.3%
329106		15	<div></div> 0.3%
330107		30	<div></div> 0.7%
330110		15	<div></div> 0.3%
402207		15	<div></div> 0.3%
402208		15	<div></div> 0.3%
403101		15	<div></div> 0.3%
403105		15	<div></div> 0.3%
403201		15	<div></div> 0.3%
403205		15	<div></div> 0.3%
403301		15	<div></div> 0.3%
404102		15	<div></div> 0.3%
404207		15	<div></div> 0.3%
404403		15	<div></div> 0.3%
405104		15	<div></div> 0.3%
405208		15	<div></div> 0.3%
405211		15	<div></div> 0.3%
405301		15	<div></div> 0.3%
405302		15	<div></div> 0.3%
406108		15	<div></div> 0.3%
406201		15	<div></div> 0.3%
406210		15	<div></div> 0.3%
406212		15	<div></div> 0.3%
406303		15	<div></div> 0.3%
407202		15	<div></div> 0.3%
407205		15	<div></div> 0.3%
407303		15	<div></div> 0.3%
407306		15	<div></div> 0.3%
408102		15	<div></div> 0.3%

File : CSEC3J

SubCounty: Sub-county/division/town council

Value	Label	Cases	Percentage
408112		15	<div></div> 0.3%
408113		15	<div></div> 0.3%
409101		15	<div></div> 0.3%
409203		15	<div></div> 0.3%
409301		15	<div></div> 0.3%
410102		15	<div></div> 0.3%
410105		15	<div></div> 0.3%
410201		45	<div></div> 1.0%
410303		15	<div></div> 0.3%
411103		15	<div></div> 0.3%
411203		15	<div></div> 0.3%
411302		15	<div></div> 0.3%
411304		15	<div></div> 0.3%
411402		15	<div></div> 0.3%
411403		15	<div></div> 0.3%
412103		15	<div></div> 0.3%
412201		15	<div></div> 0.3%
412203		15	<div></div> 0.3%
414116		15	<div></div> 0.3%
415105		15	<div></div> 0.3%
415106		15	<div></div> 0.3%
415110		15	<div></div> 0.3%
415114		15	<div></div> 0.3%
417101		15	<div></div> 0.3%
417102		15	<div></div> 0.3%
417104		15	<div></div> 0.3%
417105		15	<div></div> 0.3%
417110		15	<div></div> 0.3%
417114		15	<div></div> 0.3%
418104		15	<div></div> 0.3%
418201		15	<div></div> 0.3%
418202		15	<div></div> 0.3%
418209		15	<div></div> 0.3%
419204		15	<div></div> 0.3%
420107		15	<div></div> 0.3%
420108		15	<div></div> 0.3%
421108		15	<div></div> 0.3%
422102		15	<div></div> 0.3%
423109		15	<div></div> 0.3%
426104		15	<div></div> 0.3%

Warning: these figures indicate the number of cases found in the data file. They cannot be interpreted as summary statistics of the population of interest.

Parish: Parish/ward

Information [Type= discrete] [Format=numeric] [Range= 10120402-42610402] [Missing=*]

File : CSEC3J

Parish: Parish/ward

Statistics [NW/ W] [Valid=4605 /-] [Invalid=0 /-]

Value	Label	Cases	Percentage	
10120402		15	<div></div>	0.3%
10210104		15	<div></div>	0.3%
10210108		15	<div></div>	0.3%
10210202		15	<div></div>	0.3%
10210205		15	<div></div>	0.3%
10210206		15	<div></div>	0.3%
10210208		15	<div></div>	0.3%
10210301		15	<div></div>	0.3%
10210302		15	<div></div>	0.3%
10210304		15	<div></div>	0.3%
10210305		30	<div></div>	0.7%
10210306		15	<div></div>	0.3%
10210308		15	<div></div>	0.3%
10210309		30	<div></div>	0.7%
10210312		15	<div></div>	0.3%
10210401		15	<div></div>	0.3%
10210402		15	<div></div>	0.3%
10210410		15	<div></div>	0.3%
10210411		15	<div></div>	0.3%
10210417		15	<div></div>	0.3%
10210419		15	<div></div>	0.3%
10210501		15	<div></div>	0.3%
10210503		15	<div></div>	0.3%
10210504		15	<div></div>	0.3%
10210510		15	<div></div>	0.3%
10210513		15	<div></div>	0.3%
10210515		15	<div></div>	0.3%
10210518		15	<div></div>	0.3%
10310505		15	<div></div>	0.3%
10410204		15	<div></div>	0.3%
10410403		15	<div></div>	0.3%
10410504		15	<div></div>	0.3%
10420804		15	<div></div>	0.3%
10510502		15	<div></div>	0.3%
10610101		15	<div></div>	0.3%
10610109		15	<div></div>	0.3%
10610606		15	<div></div>	0.3%
10710503		15	<div></div>	0.3%
10710505		15	<div></div>	0.3%
10720206		15	<div></div>	0.3%
10730203		15	<div></div>	0.3%
10730507		15	<div></div>	0.3%

File : CSEC3J

Parish: Parish/ward

Value	Label	Cases	Percentage	
10810603		15	<div></div>	0.3%
10830101		15	<div></div>	0.3%
10830105		15	<div></div>	0.3%
10830502		15	<div></div>	0.3%
11010501		15	<div></div>	0.3%
11020306		15	<div></div>	0.3%
11020401		15	<div></div>	0.3%
11020603		15	<div></div>	0.3%
11020704		15	<div></div>	0.3%
11030501		15	<div></div>	0.3%
11030601		15	<div></div>	0.3%
11110201		15	<div></div>	0.3%
11120204		15	<div></div>	0.3%
11120206		15	<div></div>	0.3%
11210203		15	<div></div>	0.3%
11210402		15	<div></div>	0.3%
11220301		15	<div></div>	0.3%
11220403		15	<div></div>	0.3%
11310504		15	<div></div>	0.3%
11310505		15	<div></div>	0.3%
11311102		15	<div></div>	0.3%
11311203		15	<div></div>	0.3%
11311302		15	<div></div>	0.3%
11311306		15	<div></div>	0.3%
11330301		30	<div></div>	0.7%
11330305		15	<div></div>	0.3%
11330403		15	<div></div>	0.3%
11330606		15	<div></div>	0.3%
11330701		15	<div></div>	0.3%
11510302		15	<div></div>	0.3%
11510403		15	<div></div>	0.3%
11520209		15	<div></div>	0.3%
11520307		15	<div></div>	0.3%
11520504		15	<div></div>	0.3%
11520703		15	<div></div>	0.3%
11610205		15	<div></div>	0.3%
11710308		15	<div></div>	0.3%
11710405		15	<div></div>	0.3%
11711003		30	<div></div>	0.7%
11810104		15	<div></div>	0.3%
11910303		15	<div></div>	0.3%
12010502		15	<div></div>	0.3%
12210206		15	<div></div>	0.3%

File : CSEC3J

Parish: Parish/ward

Value	Label	Cases	Percentage	
12210502		15	<div></div>	0.3%
12210602		15	<div></div>	0.3%
12310803		15	<div></div>	0.3%
12410106		15	<div></div>	0.3%
12410302		15	<div></div>	0.3%
12410401		15	<div></div>	0.3%
12410701		15	<div></div>	0.3%
12410802		15	<div></div>	0.3%
20110602		30	<div></div>	0.7%
20111009		15	<div></div>	0.3%
20320203		15	<div></div>	0.3%
20330101		15	<div></div>	0.3%
20330304		15	<div></div>	0.3%
20410103		15	<div></div>	0.3%
20410204		15	<div></div>	0.3%
20420301		15	<div></div>	0.3%
20430101		15	<div></div>	0.3%
20430102		15	<div></div>	0.3%
20430205		15	<div></div>	0.3%
20510401		15	<div></div>	0.3%
20710301		15	<div></div>	0.3%
20810214		30	<div></div>	0.7%
20810404		15	<div></div>	0.3%
20810713		15	<div></div>	0.3%
20920101		15	<div></div>	0.3%
20920104		15	<div></div>	0.3%
21020504		30	<div></div>	0.7%
21110105		15	<div></div>	0.3%
21110303		15	<div></div>	0.3%
21110603		15	<div></div>	0.3%
21210403		15	<div></div>	0.3%
21210504		15	<div></div>	0.3%
21220201		15	<div></div>	0.3%
21230502		15	<div></div>	0.3%
21231101		15	<div></div>	0.3%
21410104		15	<div></div>	0.3%
21410106		15	<div></div>	0.3%
21410202		15	<div></div>	0.3%
21410801		15	<div></div>	0.3%
21411301		15	<div></div>	0.3%
21411303		60	<div></div>	1.3%
21510902		15	<div></div>	0.3%
21511502		15	<div></div>	0.3%

File : CSEC3J

Parish: Parish/ward

Value	Label	Cases	Percentage
21512002		15	<div></div> 0.3%
21620203		30	<div></div> 0.7%
21810302		15	<div></div> 0.3%
21811504		15	<div></div> 0.3%
21910313		15	<div></div> 0.3%
21910317		30	<div></div> 0.7%
22110902		15	<div></div> 0.3%
22110905		15	<div></div> 0.3%
22210602		15	<div></div> 0.3%
22310805		15	<div></div> 0.3%
22312002		15	<div></div> 0.3%
22312101		30	<div></div> 0.7%
22312103		15	<div></div> 0.3%
22312601		15	<div></div> 0.3%
22312801		15	<div></div> 0.3%
22410505		15	<div></div> 0.3%
22510304		15	<div></div> 0.3%
22511103		15	<div></div> 0.3%
22610101		15	<div></div> 0.3%
22610302		15	<div></div> 0.3%
22610303		15	<div></div> 0.3%
22610405		15	<div></div> 0.3%
22810203		15	<div></div> 0.3%
23010709		15	<div></div> 0.3%
23210104		15	<div></div> 0.3%
23220304		15	<div></div> 0.3%
30210102		15	<div></div> 0.3%
30220105		15	<div></div> 0.3%
30220107		15	<div></div> 0.3%
30220302		15	<div></div> 0.3%
30220405		15	<div></div> 0.3%
30220505		15	<div></div> 0.3%
30320102		15	<div></div> 0.3%
30320207		15	<div></div> 0.3%
30320405		15	<div></div> 0.3%
30340204		15	<div></div> 0.3%
30340401		15	<div></div> 0.3%
30340403		15	<div></div> 0.3%
30340507		15	<div></div> 0.3%
30350304		15	<div></div> 0.3%
30350402		15	<div></div> 0.3%
30410201		15	<div></div> 0.3%
30420401		15	<div></div> 0.3%

File : CSEC3J

Parish: Parish/ward

Value	Label	Cases	Percentage	
30420402		15	<div></div>	0.3%
30430104		15	<div></div>	0.3%
30510208		15	<div></div>	0.3%
30610203		15	<div></div>	0.3%
30610301		30	<div></div>	0.7%
30610601		15	<div></div>	0.3%
30710802		15	<div></div>	0.3%
30710803		15	<div></div>	0.3%
30720203		15	<div></div>	0.3%
30810206		15	<div></div>	0.3%
30910205		15	<div></div>	0.3%
30910305		15	<div></div>	0.3%
30920406		15	<div></div>	0.3%
31010202		15	<div></div>	0.3%
31020603		15	<div></div>	0.3%
31020604		15	<div></div>	0.3%
31020706		15	<div></div>	0.3%
31110302		30	<div></div>	0.7%
31130201		15	<div></div>	0.3%
31210502		15	<div></div>	0.3%
31310205		15	<div></div>	0.3%
31310403		15	<div></div>	0.3%
31410304		15	<div></div>	0.3%
31710101		15	<div></div>	0.3%
31710202		15	<div></div>	0.3%
31710605		15	<div></div>	0.3%
31810302		30	<div></div>	0.7%
31810705		15	<div></div>	0.3%
31811402		15	<div></div>	0.3%
31910303		15	<div></div>	0.3%
31910508		15	<div></div>	0.3%
31910702		15	<div></div>	0.3%
32010303		15	<div></div>	0.3%
32010808		15	<div></div>	0.3%
32110304		15	<div></div>	0.3%
32110505		15	<div></div>	0.3%
32110601		15	<div></div>	0.3%
32110706		15	<div></div>	0.3%
32210802		15	<div></div>	0.3%
32211104		15	<div></div>	0.3%
32310403		15	<div></div>	0.3%
32310604		15	<div></div>	0.3%
32310701		15	<div></div>	0.3%

File : CSEC3J

Parish: Parish/ward

Value	Label	Cases	Percentage
32310802		15	0.3%
32510102		15	0.3%
32510305		15	0.3%
32510306		30	0.7%
32710303		15	0.3%
32910602		15	0.3%
33010701		15	0.3%
33010703		15	0.3%
33011001		15	0.3%
40220705		15	0.3%
40220805		15	0.3%
40310102		15	0.3%
40310505		15	0.3%
40320102		15	0.3%
40320504		15	0.3%
40330104		15	0.3%
40410203		15	0.3%
40420704		15	0.3%
40440303		15	0.3%
40510402		15	0.3%
40520803		15	0.3%
40521103		15	0.3%
40530104		15	0.3%
40530203		15	0.3%
40610804		15	0.3%
40620102		15	0.3%
40621003		15	0.3%
40621201		15	0.3%
40630307		15	0.3%
40720204		15	0.3%
40720501		15	0.3%
40730303		15	0.3%
40730604		15	0.3%
40810201		15	0.3%
40811202		15	0.3%
40811304		15	0.3%
40910104		15	0.3%
40920305		15	0.3%
40930103		15	0.3%
41010204		15	0.3%
41010502		15	0.3%
41020101		45	1.0%
41030306		15	0.3%

File : CSEC3J

Parish: Parish/ward

Value	Label	Cases	Percentage	
41110301		15	<div></div>	0.3%
41120302		15	<div></div>	0.3%
41130202		15	<div></div>	0.3%
41130402		15	<div></div>	0.3%
41140202		15	<div></div>	0.3%
41140303		15	<div></div>	0.3%
41210304		15	<div></div>	0.3%
41220107		15	<div></div>	0.3%
41220304		15	<div></div>	0.3%
41411601		15	<div></div>	0.3%
41510502		15	<div></div>	0.3%
41510608		15	<div></div>	0.3%
41511004		15	<div></div>	0.3%
41511407		15	<div></div>	0.3%
41710101		15	<div></div>	0.3%
41710201		15	<div></div>	0.3%
41710401		15	<div></div>	0.3%
41710501		15	<div></div>	0.3%
41711004		15	<div></div>	0.3%
41711404		15	<div></div>	0.3%
41810403		15	<div></div>	0.3%
41820102		15	<div></div>	0.3%
41820201		15	<div></div>	0.3%
41820907		15	<div></div>	0.3%
41920402		15	<div></div>	0.3%
42010704		15	<div></div>	0.3%
42010803		15	<div></div>	0.3%
42110801		15	<div></div>	0.3%
42210204		15	<div></div>	0.3%
42310905		15	<div></div>	0.3%
42610402		15	<div></div>	0.3%

Warning: these figures indicate the number of cases found in the data file. They cannot be interpreted as summary statistics of the population of interest.

Villagecode: Village code

Information	[Type= discrete] [Format=numeric] [Range= 1012040204-4261040201] [Missing=*]			
Statistics [NW/ W]	[Valid=4605 /-] [Invalid=0 /-]			
Value	Label	Cases	Percentage	
1012040204		15	<div></div>	0.3%
1021010402		15	<div></div>	0.3%
1021010802		15	<div></div>	0.3%
1021020205		15	<div></div>	0.3%
1021020504		15	<div></div>	0.3%
1021020601		15	<div></div>	0.3%
1021020805		15	<div></div>	0.3%

File : CSEC3J

Villagecode: Village code

Value	Label	Cases	Percentage	
1021030109		15	<div></div>	0.3%
1021030203		15	<div></div>	0.3%
1021030412		15	<div></div>	0.3%
1021030504		15	<div></div>	0.3%
1021030509		15	<div></div>	0.3%
1021030606		15	<div></div>	0.3%
1021030803		15	<div></div>	0.3%
1021030904		30	<div></div>	0.7%
1021031208		15	<div></div>	0.3%
1021040102		15	<div></div>	0.3%
1021040203		15	<div></div>	0.3%
1021041002		15	<div></div>	0.3%
1021041118		15	<div></div>	0.3%
1021041701		15	<div></div>	0.3%
1021041903		15	<div></div>	0.3%
1021050106		15	<div></div>	0.3%
1021050307		15	<div></div>	0.3%
1021050405		15	<div></div>	0.3%
1021051004		15	<div></div>	0.3%
1021051305		15	<div></div>	0.3%
1021051506		15	<div></div>	0.3%
1021051832		15	<div></div>	0.3%
1031050505		15	<div></div>	0.3%
1041020405		15	<div></div>	0.3%
1041040304		15	<div></div>	0.3%
1041050403		15	<div></div>	0.3%
1042080404		15	<div></div>	0.3%
1051050201		15	<div></div>	0.3%
1061010108		15	<div></div>	0.3%
1061010902		15	<div></div>	0.3%
1061060602		15	<div></div>	0.3%
1071050302		15	<div></div>	0.3%
1071050503		15	<div></div>	0.3%
1072020601		15	<div></div>	0.3%
1073020305		15	<div></div>	0.3%
1073050702		15	<div></div>	0.3%
1081060309		15	<div></div>	0.3%
1083010101		15	<div></div>	0.3%
1083010505		15	<div></div>	0.3%
1083050204		15	<div></div>	0.3%
1101050107		15	<div></div>	0.3%
1102030601		15	<div></div>	0.3%
1102040107		15	<div></div>	0.3%

File : CSEC3J

Villagecode: Village code

Value	Label	Cases	Percentage	
1102060309		15	<div></div>	0.3%
1102070403		15	<div></div>	0.3%
1103050102		15	<div></div>	0.3%
1103060102		15	<div></div>	0.3%
1111020105		15	<div></div>	0.3%
1112020403		15	<div></div>	0.3%
1112020618		15	<div></div>	0.3%
1121020302		15	<div></div>	0.3%
1121040209		15	<div></div>	0.3%
1122030104		15	<div></div>	0.3%
1122040303		15	<div></div>	0.3%
1131050402		15	<div></div>	0.3%
1131050505		15	<div></div>	0.3%
1131110205		15	<div></div>	0.3%
1131120307		15	<div></div>	0.3%
1131130204		15	<div></div>	0.3%
1131130602		15	<div></div>	0.3%
1133030101		15	<div></div>	0.3%
1133030109		15	<div></div>	0.3%
1133030504		15	<div></div>	0.3%
1133040308		15	<div></div>	0.3%
1133060601		15	<div></div>	0.3%
1133070102		15	<div></div>	0.3%
1151030204		15	<div></div>	0.3%
1151040307		15	<div></div>	0.3%
1152020907		15	<div></div>	0.3%
1152030702		15	<div></div>	0.3%
1152050405		15	<div></div>	0.3%
1152070306		15	<div></div>	0.3%
1161020501		15	<div></div>	0.3%
1171030802		15	<div></div>	0.3%
1171040504		15	<div></div>	0.3%
1171100309		15	<div></div>	0.3%
1171100312		15	<div></div>	0.3%
1181010407		15	<div></div>	0.3%
1191030304		15	<div></div>	0.3%
1201050202		15	<div></div>	0.3%
1221020604		15	<div></div>	0.3%
1221050203		15	<div></div>	0.3%
1221060206		15	<div></div>	0.3%
1231080303		15	<div></div>	0.3%
1241010603		15	<div></div>	0.3%
1241030216		15	<div></div>	0.3%

File : CSEC3J

Villagecode: Village code

Value	Label	Cases	Percentage
1241040102		15	0.3%
1241070106		15	0.3%
1241080210		15	0.3%
2011060205		30	0.7%
2011100902		15	0.3%
2032020304		15	0.3%
2033010101		15	0.3%
2033030403		15	0.3%
2041010302		15	0.3%
2041020405		15	0.3%
2042030105		15	0.3%
2043010103		15	0.3%
2043010202		15	0.3%
2043020514		15	0.3%
2051040101		15	0.3%
2071030105		15	0.3%
2081021402		30	0.7%
2081040401		15	0.3%
2081071301		15	0.3%
2092010105		15	0.3%
2092010401		15	0.3%
2102050401		30	0.7%
2111010504		15	0.3%
2111030302		15	0.3%
2111060303		15	0.3%
2121040306		15	0.3%
2121050407		15	0.3%
2122020101		15	0.3%
2123050204		15	0.3%
2123110101		15	0.3%
2141010403		15	0.3%
2141010604		15	0.3%
2141020206		15	0.3%
2141080105		15	0.3%
2141130103		15	0.3%
2141130307		60	1.3%
2151090208		15	0.3%
2151150202		15	0.3%
2151200204		15	0.3%
2162020306		30	0.7%
2181030213		15	0.3%
2181150401		15	0.3%
2191031301		15	0.3%

File : CSEC3J

Villagecode: Village code

Value	Label	Cases	Percentage
2191031702		30	<div></div> 0.7%
2211090203		15	<div></div> 0.3%
2211090505		15	<div></div> 0.3%
2221060201		15	<div></div> 0.3%
2231080506		15	<div></div> 0.3%
2231200204		15	<div></div> 0.3%
2231210104		15	<div></div> 0.3%
2231210105		15	<div></div> 0.3%
2231210302		15	<div></div> 0.3%
2231260115		15	<div></div> 0.3%
2231280102		15	<div></div> 0.3%
2241050511		15	<div></div> 0.3%
2251030415		15	<div></div> 0.3%
2251110322		15	<div></div> 0.3%
2261010102		15	<div></div> 0.3%
2261030205		15	<div></div> 0.3%
2261030301		15	<div></div> 0.3%
2261040510		15	<div></div> 0.3%
2281020304		15	<div></div> 0.3%
2301070905		15	<div></div> 0.3%
2321010406		15	<div></div> 0.3%
2322030405		15	<div></div> 0.3%
3021010215		15	<div></div> 0.3%
3022010508		15	<div></div> 0.3%
3022010708		15	<div></div> 0.3%
3022030205		15	<div></div> 0.3%
3022040505		15	<div></div> 0.3%
3022050502		15	<div></div> 0.3%
3032010205		15	<div></div> 0.3%
3032020706		15	<div></div> 0.3%
3032040506		15	<div></div> 0.3%
3034020408		15	<div></div> 0.3%
3034040102		15	<div></div> 0.3%
3034040304		15	<div></div> 0.3%
3034050711		15	<div></div> 0.3%
3035030411		15	<div></div> 0.3%
3035040205		15	<div></div> 0.3%
3041020101		15	<div></div> 0.3%
3042040105		15	<div></div> 0.3%
3042040201		15	<div></div> 0.3%
3043010404		15	<div></div> 0.3%
3051020803		15	<div></div> 0.3%
3061020306		15	<div></div> 0.3%

File : CSEC3J

Villagecode: Village code

Value	Label	Cases	Percentage
3061030101		30	<div></div> 0.7%
3061060103		15	<div></div> 0.3%
3071080206		15	<div></div> 0.3%
3071080301		15	<div></div> 0.3%
3072020302		15	<div></div> 0.3%
3081020606		15	<div></div> 0.3%
3091020502		15	<div></div> 0.3%
3091030501		15	<div></div> 0.3%
3092040606		15	<div></div> 0.3%
3101020203		15	<div></div> 0.3%
3102060309		15	<div></div> 0.3%
3102060408		15	<div></div> 0.3%
3102070603		15	<div></div> 0.3%
3111030202		30	<div></div> 0.7%
3113020101		15	<div></div> 0.3%
3121050202		15	<div></div> 0.3%
3131020505		15	<div></div> 0.3%
3131040312		15	<div></div> 0.3%
3141030403		15	<div></div> 0.3%
3171010102		15	<div></div> 0.3%
3171020201		15	<div></div> 0.3%
3171060512		15	<div></div> 0.3%
3181030204		30	<div></div> 0.7%
3181070501		15	<div></div> 0.3%
3181140207		15	<div></div> 0.3%
3191030304		15	<div></div> 0.3%
3191050803		15	<div></div> 0.3%
3191070202		15	<div></div> 0.3%
3201030323		15	<div></div> 0.3%
3201080801		15	<div></div> 0.3%
3211030405		15	<div></div> 0.3%
3211050502		15	<div></div> 0.3%
3211060105		15	<div></div> 0.3%
3211070617		15	<div></div> 0.3%
3221080206		15	<div></div> 0.3%
3221110412		15	<div></div> 0.3%
3231040301		15	<div></div> 0.3%
3231060409		15	<div></div> 0.3%
3231070104		15	<div></div> 0.3%
3231080204		15	<div></div> 0.3%
3251010205		15	<div></div> 0.3%
3251030508		15	<div></div> 0.3%
3251030601		15	<div></div> 0.3%

File : CSEC3J

Villagecode: Village code

Value	Label	Cases	Percentage	
3251030602		15	<div></div>	0.3%
3271030305		15	<div></div>	0.3%
3291060206		15	<div></div>	0.3%
3301070101		15	<div></div>	0.3%
3301070303		15	<div></div>	0.3%
3301100102		15	<div></div>	0.3%
4022070507		15	<div></div>	0.3%
4022080505		15	<div></div>	0.3%
4031010202		15	<div></div>	0.3%
4031050502		15	<div></div>	0.3%
4032010205		15	<div></div>	0.3%
4032050403		15	<div></div>	0.3%
4033010412		15	<div></div>	0.3%
4041020302		15	<div></div>	0.3%
4042070409		15	<div></div>	0.3%
4044030303		15	<div></div>	0.3%
4051040205		15	<div></div>	0.3%
4052080304		15	<div></div>	0.3%
4052110310		15	<div></div>	0.3%
4053010409		15	<div></div>	0.3%
4053020304		15	<div></div>	0.3%
4061080401		15	<div></div>	0.3%
4062010203		15	<div></div>	0.3%
4062100306		15	<div></div>	0.3%
4062120102		15	<div></div>	0.3%
4063030706		15	<div></div>	0.3%
4072020402		15	<div></div>	0.3%
4072050104		15	<div></div>	0.3%
4073030305		15	<div></div>	0.3%
4073060419		15	<div></div>	0.3%
4081020104		15	<div></div>	0.3%
4081120206		15	<div></div>	0.3%
4081130406		15	<div></div>	0.3%
4091010401		15	<div></div>	0.3%
4092030509		15	<div></div>	0.3%
4093010304		15	<div></div>	0.3%
4101020405		15	<div></div>	0.3%
4101050204		15	<div></div>	0.3%
4102010106		15	<div></div>	0.3%
4102010107		30	<div></div>	0.7%
4103030601		15	<div></div>	0.3%
4111030105		15	<div></div>	0.3%
4112030202		15	<div></div>	0.3%

File : CSEC3J

Villagecode: Village code

Value	Label	Cases	Percentage	
4113020204		15	<div></div>	0.3%
4113040203		15	<div></div>	0.3%
4114020204		15	<div></div>	0.3%
4114030308		15	<div></div>	0.3%
4121030414		15	<div></div>	0.3%
4122010704		15	<div></div>	0.3%
4122030405		15	<div></div>	0.3%
4141160106		15	<div></div>	0.3%
4151050204		15	<div></div>	0.3%
4151060812		15	<div></div>	0.3%
4151100404		15	<div></div>	0.3%
4151140703		15	<div></div>	0.3%
4171010109		15	<div></div>	0.3%
4171020103		15	<div></div>	0.3%
4171040107		15	<div></div>	0.3%
4171050107		15	<div></div>	0.3%
4171100404		15	<div></div>	0.3%
4171140402		15	<div></div>	0.3%
4181040301		15	<div></div>	0.3%
4182010203		15	<div></div>	0.3%
4182020104		15	<div></div>	0.3%
4182090702		15	<div></div>	0.3%
4192040205		15	<div></div>	0.3%
4201070403		15	<div></div>	0.3%
4201080309		15	<div></div>	0.3%
4211080107		15	<div></div>	0.3%
4221020401		15	<div></div>	0.3%
4231090509		15	<div></div>	0.3%
4261040201		15	<div></div>	0.3%

Warning: these figures indicate the number of cases found in the data file. They cannot be interpreted as summary statistics of the population of interest.

Problems_ID: CFSchoolProblem

Information		[Type= discrete] [Format=numeric] [Range= 1-15] [Missing=*]		
Statistics [NW/ W]		[Valid=4605 /-] [Invalid=0 /-]		
Value	Label	Cases	Percentage	
1	Delayed remittance of funds	307	<div></div>	6.7%
2	Inadequate buildings	307	<div></div>	6.7%
3	Inadequate number of staff	307	<div></div>	6.7%
4	Inadequate number of qualified teachers	307	<div></div>	6.7%
5	Insufficiency of funds	307	<div></div>	6.7%
6	long distances covered by pupils	307	<div></div>	6.7%
7	Pupils are hungry	307	<div></div>	6.7%
8	Bad behaviour/strikes by pupils	307	<div></div>	6.7%
9	Irregular attendance by pupils	307	<div></div>	6.7%

File : CSEC3J

Problems_ID: CFSchoolProblem

Value	Label	Cases	Percentage
10	Inadequate/lack of teachers accomodation	307	6.7%
11	Teacher absenteeism	307	6.7%
12	Bad behaviour/strikes by teacher	307	6.7%
13	Lack of parental interest in school affairs	307	6.7%
14	Insecurity	307	6.7%
15	Other (specify)	307	6.7%

Warning: these figures indicate the number of cases found in the data file. They cannot be interpreted as summary statistics of the population of interest.

C3JQ49: What are the MAJOR constraints / problems faced by the school?

Information	[Type= discrete] [Format=numeric] [Range= 1-4] [Missing=*]
Statistics [NW/ W]	[Valid=4318 /-] [Invalid=287 /-]

Value	Label	Cases	Percentage
1		289	6.7%
2		286	6.6%
3		274	6.3%
4		3469	80.3%
Sysmiss		287	

Warning: these figures indicate the number of cases found in the data file. They cannot be interpreted as summary statistics of the population of interest.

C3JQ49_Other: Other Constraints/problems faced by the school ?

Information	[Type= discrete] [Format=character] [Missing=*]
Statistics [NW/ W]	[Valid=141 /-]

Value	Label	Cases	Percentage
BAD WEATHER		1	0.7%
Bat attitudes fom community towards the school .[two teachers were poisoned]		1	0.7%
COMMUNITY STEALING TEACHERS PROPERTY		1	0.7%
DELAPDATED STRUCTURES WHICH NEED RENOVATION		1	0.7%
DISTANT WATER SOURCES		1	0.7%
Delapited Buildings		1	0.7%
Dilapitated buildings		1	0.7%
EARLY MARRIAGES		1	0.7%
Emergency of private schools		1	0.7%

File : CSEC3J

C3JQ49_Other: Other Constraints/problems faced by the school ?

Value	Label	Cases	Percentage
FEW LATRINE		1	0.7%
FEW TOILETS		1	0.7%
FLOODS		1	0.7%
FOOTBALL PITCH. LIMITED SPACE		1	0.7%
Fencing the school		1	0.7%
HIV POSITIVE		1	0.7%
IN ADEQUATE FURNITURE		1	0.7%
IN ADEQUATE TOILETS		1	0.7%
INADEQUATE TOILETS		1	0.7%
INADEQUATE FACILITIES		2	1.4%
INADEQUATE FACILITIES EG DESKS ,TEXT BOOKS		1	0.7%
INADEQUATE FURNITRE		1	0.7%
INADEQUATE NUMBER OF DESKS		1	0.7%
INADEQUATE SITTING FACILITIES		1	0.7%
INADEQUATE TOILETS		3	2.1%
INADEQUATE WATER AND TOILETS		1	0.7%
INADQUATE FURNITURE		1	0.7%
INSTRUCTIONA MATERIAL		1	0.7%
INSUFFICIATE TOILETS		1	0.7%
Inaccessibilty to the school		1	0.7%
Innaccessibility. Bad Roads		1	0.7%
Insufficiency of furniture		1	0.7%
Irregular flow of water		1	0.7%
LACK OF FACILITIES		1	0.7%

File : CSEC3J

C3JQ49_Other: Other Constraints/problems faced by the school ?

Value	Label	Cases	Percentage
LACK OF FACILITIES LIKE WATER TANKS		1	0.7%
LACK OF FACILITIES-DESKS		1	0.7%
LACK OF FURNITURE		3	2.1%
LACK OF FURNITURE AND PUPILS ARE HUNGRY		1	0.7%
LACK OF HAND WASHING FACILITIES,NO PIT LATRINE FOR TEACHERS,PROOF OF MEALS,NO CLEANING EQUIPMENTS FOR THE FIELD,STRAY ANIMALS IN THE COMPOUND,UNCLASSROOMSLACK OF WATER SOURCE,NO SCHOOL LIBRARY,		1	0.7%
LACK OF INSTRUCTIONAL MATERIALS		1	0.7%
LACK OF LATRINES &SCHOLASTIC MATERIALS		1	0.7%
LACK OF LEARNING AIDES -TEXT BOOKS		1	0.7%
LACK OF NEARBY WATER SOURCE		2	1.4%
LACK OF PROTECTED WATER		1	0.7%
LACK OF SANITARY FACILITIES AND NEAR BY WATER SOURCE		1	0.7%

File : CSEC3J

C3JQ49_Other: Other Constraints/problems faced by the school ?

Value	Label	Cases	Percentage
LACK OF SANITARY FACILITY		1	0.7%
LACK OF SCHOLASTIC MATERIALS		1	0.7%
LACK OF SCHOLASTIC MATERIALS LIKE TEXT BOOKS		1	0.7%
LACK OF SOCIAL AMENITIES		1	0.7%
LACK OF SOURCE OF WATER		1	0.7%
LACK OF SPACE FOR EXPANSION		1	0.7%
LACK OF TEXT BOOKS		3	2.1%
LACK OF TEXT BOOKS AS PER THE SYLLUBUS		1	0.7%
LACK OF TEXT BOOKS DUE TO THE CHANGE OF THE SYLLABUS		1	0.7%
LACK OF TOILETS		1	0.7%
LACK OF WATER		1	0.7%
LACK OF WATER SOURCES		1	0.7%
LACK OF WATER TANKS TO HARVEST WATER		1	0.7%
LACKING FENCING		2	1.4%
LAND ISSUE		1	0.7%
LAND OF SCHOOL HAS BEEN GRAB		1	0.7%
LAND WRANGLES		2	1.4%
LARGE NUMBER OF DROP		1	0.7%

File : CSEC3J

C3JQ49_Other: Other Constraints/problems faced by the school ?

Value	Label	Cases	Percentage
LATRINES FOR BOYS ARE FILLED UP		1	0.7%
LATRINES FOR PUIPILS		1	0.7%
LIMITED SPACE FOR EXPANSION		1	0.7%
LIMITED SPACE		1	0.7%
Lack of Teachers houses		1	0.7%
Lack of Text book		1	0.7%
Lack of Water		1	0.7%
Lack of a fence(Insecurity)		1	0.7%
Lack of adequate staff accomodation		1	0.7%
Lack of enough desks		1	0.7%
Lack of enough furniture, enough time to concentrate.		1	0.7%
Lack of latrines		1	0.7%
Lack of safe drinking water at school		1	0.7%
Lack of toilets		2	1.4%
Lack of water		1	0.7%
Lack of water, lack toilets		1	0.7%
Large numbers of children		1	0.7%
NO SAFE WATER AT SCHOOL		1	0.7%
NOT ENOUGH TEXT BOOKS		1	0.7%
Negative attitude by community.the		1	0.7%
No drinking warter, lack of toilets		1	0.7%
No staff house, nowater, poor tioilets		1	0.7%
OFFICE FURNITURE		1	0.7%

File : CSEC3J

C3JQ49_Other: Other Constraints/problems faced by the school ?

Value	Label	Cases	Percentage
PARENTS INTERESTS IN EDUCATION, TRANSFERRED TEACHERS ARE STILL ON THE PAYROLL OF OUR SCHOOL. YET WE ARE UNDER STAFFED		1	0.7%
PIT LATRINES ARE TOO OLD AND NO TEXT BOOKS AND FURNITURE		1	0.7%
POOR ACADENIC PERFORMANCE		1	0.7%
POOR CONDITION OF THE CLASS ROOMS OF CLAS		1	0.7%
POOR FEES PAYMENTS BY PUPILS		1	0.7%
POOR ROAD, DRAINAGE SYSTEM IS VERY POOR NETWORK		1	0.7%
POOR SANITATION		1	0.7%
POOR SANITATION - FEW LATRINES		1	0.7%
POOR SANNITATION		1	0.7%
POOR SCHOOL INFRASTRUCTU OF A FENCE		1	0.7%
POOR STATUS OF THE CLASSROOMS		1	0.7%
POVERTY FROM HOUSEHOLDS		1	0.7%
POWER LINES PT SCHOOASSING A		1	0.7%
PROBLEM OF LATRINES.		1	0.7%

File : CSEC3J

C3JQ49_Other: Other Constraints/problems faced by the school ?

Value	Label	Cases	Percentage
THEY ARE FULL			
PUPILS AND TEACHERS LUNCH. WATER PROBLEM		1	<div></div> 0.7%
Political influence		1	<div></div> 0.7%
Politicking		1	<div></div> 0.7%
Poverty among Parents		1	<div></div> 0.7%
SAFE WATER		1	<div></div> 0.7%
SCHOOL LAND DISPUTE		1	<div></div> 0.7%
SOURCE OF CLEAN WATER		1	<div></div> 0.7%
School fees defaulting		2	<div></div> 1.4%
Staff quarters		1	<div></div> 0.7%
Staff salary delays		1	<div></div> 0.7%
TEACHER'S ACCOMODATION		1	<div></div> 0.7%
TEACHERS' MOBILE		1	<div></div> 0.7%
WATER		1	<div></div> 0.7%
WATER PROBLEM		1	<div></div> 0.7%
Water Problem		1	<div></div> 0.7%
fencing		1	<div></div> 0.7%
fencing the school		1	<div></div> 0.7%
furniture and toilet problems		1	<div></div> 0.7%
inadequate facilities		1	<div></div> 0.7%
lack of enough furniture		1	<div></div> 0.7%
lack of safe water		1	<div></div> 0.7%
lack of scholarstic materials (pupils)		1	<div></div> 0.7%
lack of scholastic materiby pupilsals		1	<div></div> 0.7%
lack of seats		1	<div></div> 0.7%
lack of text book		1	<div></div> 0.7%

File : CSEC3J

C3JQ49_Other: Other Constraints/problems faced by the school ?

Value	Label	Cases	Percentage
limited sanitary facilities		1	0.7%
long distances covered by pupils water problem and food for teachers and pupils		1	0.7%
pupils lack scholastic material		1	0.7%
text books		1	0.7%
water problem		1	0.7%

Warning: these figures indicate the number of cases found in the data file. They cannot be interpreted as summary statistics of the population of interest.

C3JQ50: How has the situation changed in the last 2 years

Information	[Type= discrete] [Format=numeric] [Range= 1-3] [Missing=*]
Statistics [NW/ W]	[Valid=848 /-] [Invalid=3757 /-]

Value	Label	Cases	Percentage
1	Improved	164	19.3%
2	Same	451	53.2%
3	Worsened	233	27.5%
Sysmiss		3757	

Warning: these figures indicate the number of cases found in the data file. They cannot be interpreted as summary statistics of the population of interest.

Education_Response: Education Response Status

Information	[Type= discrete] [Format=numeric] [Range= 1-3] [Missing=*]
Statistics [NW/ W]	[Valid=4260 /-] [Invalid=345 /-]

Value	Label	Cases	Percentage
1	Completed	2265	53.2%
2	Partially Done	705	16.5%
3	Not Done	1290	30.3%
Sysmiss		345	

Warning: these figures indicate the number of cases found in the data file. They cannot be interpreted as summary statistics of the population of interest.

Reason_Edu_Not_Done: Reason Education was not done:

Information	[Type= discrete] [Format=character] [Missing=*]
Statistics [NW/ W]	[Valid=1230 /-]

Value	Label	Cases	Percentage
Away for holiday.		15	1.2%
Away for holidays		15	1.2%
CALL BACK. PERSON RESPONSIBLE NOT AROUND EVEN ON VISIT 2 ITS		15	1.2%

File : CSEC3J

Reason_Edu_Not_Done: Reason Education was not done:

Value	Label	Cases	Percentage
STILL AN APPOINTMENT BUT THEY ARE JUST TOSSING ME AROUND			
HOLIDAY		30	<div></div> 2.4%
HOLIDAY & WEEKEND		15	<div></div> 1.2%
HOLIDAY TIME		30	<div></div> 2.4%
HOLIDAY/ MUSIC FESTIVAL		15	<div></div> 1.2%
HOLIDAYS		15	<div></div> 1.2%
Holidays and no teachers around for data		15	<div></div> 1.2%
IT WAS HOLIDAY TIME SO THE SCHOOL WAS CLOSED		15	<div></div> 1.2%
No Contact		15	<div></div> 1.2%
No respondent since the school closed for holiday		15	<div></div> 1.2%
Not done Schools in holidays		15	<div></div> 1.2%
Not done schools in holidays		15	<div></div> 1.2%
OFF for HOLIDAY. HM NOT FOUND		15	<div></div> 1.2%
On holiday		180	<div></div> 14.6%
Over a weekend		15	<div></div> 1.2%
REFUSED		15	<div></div> 1.2%
SCHOOL CLOSED FOR HOLIDAY		60	<div></div> 4.9%
SCHOOL CLOSED FOR HOLIDAYS		45	<div></div> 3.7%
SCHOOL CLOSED FOR HOLIDAYS. NO ONE AROUND		15	<div></div> 1.2%
SCHOOL CLOSED, ITS A WEEKEND		15	<div></div> 1.2%

File : CSEC3J

Reason_Edu_Not_Done: Reason Education was not done:

Value	Label	Cases	Percentage
SCHOOL IN HOLIDAY		60	<div><div></div></div> 4.9%
SCHOOL IN HOLIDAYS		15	<div><div></div></div> 1.2%
SCHOOL WAS CLOSED FOR HOLIDAYS		15	<div><div></div></div> 1.2%
SCHOOL WAS CLOSED IT WAS HOLIDAYS		15	<div><div></div></div> 1.2%
SCHOOLS IN HOLIDAYS		15	<div><div></div></div> 1.2%
SCHOOLS IN HOLIDAYS FULLY CLOSED		15	<div><div></div></div> 1.2%
Schools in holidays		15	<div><div></div></div> 1.2%
Shools in holidays		15	<div><div></div></div> 1.2%
THE SCHOOL HAD CLOSED FOR HOLIDAYS		15	<div><div></div></div> 1.2%
THE SCHOOL WAS CLOSED BECAUSE IT WAS HOLIDAY TIME		15	<div><div></div></div> 1.2%
THE SCHOOL WAS CLOSED FOR HOLIDAYS		30	<div><div></div></div> 2.4%
THE SCHOOL WAS CLOSED SINCE IT WAS STILL HOLIDAY TIME		15	<div><div></div></div> 1.2%
THE SCHOOL WAS STILL CLOSED FOR HOLIDAYS		15	<div><div></div></div> 1.2%
The school was still closed for holidays		15	<div><div></div></div> 1.2%
WEEKEND		30	<div><div></div></div> 2.4%
Weekend		15	<div><div></div></div> 1.2%
holiday		90	<div><div></div></div> 7.3%
holiday time		30	<div><div></div></div> 2.4%
holidays		30	<div><div></div></div> 2.4%
no one was present at school		15	<div><div></div></div> 1.2%

File : CSEC3J

Reason_Edu_Not_Done: Reason Education was not done:

Value	Label	Cases	Percentage
no school at the island		15	<div></div> 1.2%
not school day, weekend		15	<div></div> 1.2%
on holiday		15	<div></div> 1.2%
school closed for holidays		30	<div></div> 2.4%
school closed for holidays.no one found to respond		15	<div></div> 1.2%
schools in holidays		30	<div></div> 2.4%
weekend		30	<div></div> 2.4%

Warning: these figures indicate the number of cases found in the data file. They cannot be interpreted as summary statistics of the population of interest.

File : CSEC3K

District_Name: District name

Information [Type= discrete] [Format=numeric] [Range= 101-426] [Missing=*]

Statistics [NW/ W] [Valid=2233 /-] [Invalid=0 /-]

Value	Label	Cases	Percentage
101		7	0.3%
102		217	9.7%
103		7	0.3%
104		28	1.3%
105		7	0.3%
106		21	0.9%
107		35	1.6%
108		28	1.3%
110		49	2.2%
111		21	0.9%
112		28	1.3%
113		84	3.8%
115		42	1.9%
116		7	0.3%
117		28	1.3%
118		7	0.3%
119		7	0.3%
120		7	0.3%
122		21	0.9%
123		7	0.3%
124		35	1.6%
201		35	1.6%
203		21	0.9%
204		42	1.9%
205		7	0.3%
207		7	0.3%
208		28	1.3%
209		14	0.6%
210		14	0.6%
211		21	0.9%
212		35	1.6%
214		63	2.8%
215		21	0.9%
216		28	1.3%
218		14	0.6%
219		35	1.6%
221		14	0.6%
222		7	0.3%
223		49	2.2%
224		7	0.3%
225		14	0.6%

File : CSEC3K

District_Name: District name

Value	Label	Cases	Percentage
226		28	<div></div> 1.3%
228		7	<div></div> 0.3%
230		7	<div></div> 0.3%
232		14	<div></div> 0.6%
302		42	<div></div> 1.9%
303		63	<div></div> 2.8%
304		28	<div></div> 1.3%
305		7	<div></div> 0.3%
306		42	<div></div> 1.9%
307		21	<div></div> 0.9%
308		7	<div></div> 0.3%
309		21	<div></div> 0.9%
310		28	<div></div> 1.3%
311		21	<div></div> 0.9%
312		7	<div></div> 0.3%
313		14	<div></div> 0.6%
314		7	<div></div> 0.3%
317		21	<div></div> 0.9%
318		42	<div></div> 1.9%
319		21	<div></div> 0.9%
320		14	<div></div> 0.6%
321		28	<div></div> 1.3%
322		14	<div></div> 0.6%
323		28	<div></div> 1.3%
325		28	<div></div> 1.3%
327		7	<div></div> 0.3%
329		7	<div></div> 0.3%
330		21	<div></div> 0.9%
402		14	<div></div> 0.6%
403		35	<div></div> 1.6%
404		21	<div></div> 0.9%
405		35	<div></div> 1.6%
406		35	<div></div> 1.6%
407		28	<div></div> 1.3%
408		21	<div></div> 0.9%
409		21	<div></div> 0.9%
410		42	<div></div> 1.9%
411		42	<div></div> 1.9%
412		21	<div></div> 0.9%
414		7	<div></div> 0.3%
415		28	<div></div> 1.3%
417		42	<div></div> 1.9%
418		28	<div></div> 1.3%

File : CSEC3K

District_Name: District name

Value	Label	Cases	Percentage
419		7	<div><div></div></div> 0.3%
420		14	<div><div></div></div> 0.6%
421		7	<div><div></div></div> 0.3%
422		7	<div><div></div></div> 0.3%
423		7	<div><div></div></div> 0.3%
426		7	<div><div></div></div> 0.3%

Warning: these figures indicate the number of cases found in the data file. They cannot be interpreted as summary statistics of the population of interest.












































SubCounty: Sub-county/division/town council

Information	[Type= discrete] [Format=numeric] [Range= 101204-426104] [Missing=*]
Statistics [NW/ W]	[Valid=2233 /-] [Invalid=0 /-]

Value	Label	Cases	Percentage
101204		7	<div><div></div></div> 0.3%
102101		14	<div><div></div></div> 0.6%
102102		28	<div><div></div></div> 1.3%
102103		84	<div><div></div></div> 3.8%
102104		42	<div><div></div></div> 1.9%
102105		49	<div><div></div></div> 2.2%
103105		7	<div><div></div></div> 0.3%
104102		7	<div><div></div></div> 0.3%
104104		7	<div><div></div></div> 0.3%
104105		7	<div><div></div></div> 0.3%
104208		7	<div><div></div></div> 0.3%
105105		7	<div><div></div></div> 0.3%
106101		14	<div><div></div></div> 0.6%
106106		7	<div><div></div></div> 0.3%
107105		14	<div><div></div></div> 0.6%
107202		7	<div><div></div></div> 0.3%
107302		7	<div><div></div></div> 0.3%
107305		7	<div><div></div></div> 0.3%
108106		7	<div><div></div></div> 0.3%
108301		14	<div><div></div></div> 0.6%
108305		7	<div><div></div></div> 0.3%
110105		7	<div><div></div></div> 0.3%
110203		7	<div><div></div></div> 0.3%
110204		7	<div><div></div></div> 0.3%
110206		7	<div><div></div></div> 0.3%
110207		7	<div><div></div></div> 0.3%
110305		7	<div><div></div></div> 0.3%
110306		7	<div><div></div></div> 0.3%
111102		7	<div><div></div></div> 0.3%
111202		14	<div><div></div></div> 0.6%
112102		7	<div><div></div></div> 0.3%
112104		7	<div><div></div></div> 0.3%

File : CSEC3K

SubCounty: Sub-county/division/town council

Value	Label	Cases	Percentage
112203		7	 0.3%
112204		7	 0.3%
113105		14	 0.6%
113111		7	 0.3%
113112		7	 0.3%
113113		14	 0.6%
113303		21	 0.9%
113304		7	 0.3%
113306		7	 0.3%
113307		7	 0.3%
115103		7	 0.3%
115104		7	 0.3%
115202		7	 0.3%
115203		7	 0.3%
115205		7	 0.3%
115207		7	 0.3%
116102		7	 0.3%
117103		7	 0.3%
117104		7	 0.3%
117110		14	 0.6%
118101		7	 0.3%
119103		7	 0.3%
120105		7	 0.3%
122102		7	 0.3%
122105		7	 0.3%
122106		7	 0.3%
123108		7	 0.3%
124101		7	 0.3%
124103		7	 0.3%
124104		7	 0.3%
124107		7	 0.3%
124108		7	 0.3%
201106		28	 1.3%
201110		7	 0.3%
203202		7	 0.3%
203301		7	 0.3%
203303		7	 0.3%
204101		7	 0.3%
204102		7	 0.3%
204203		7	 0.3%
204301		14	 0.6%
204302		7	 0.3%
205104		7	 0.3%

File : CSEC3K

SubCounty: Sub-county/division/town council

Value	Label	Cases	Percentage
207103		7	<div></div> 0.3%
208102		14	<div></div> 0.6%
208104		7	<div></div> 0.3%
208107		7	<div></div> 0.3%
209201		14	<div></div> 0.6%
210205		14	<div></div> 0.6%
211101		7	<div></div> 0.3%
211103		7	<div></div> 0.3%
211106		7	<div></div> 0.3%
212104		7	<div></div> 0.3%
212105		7	<div></div> 0.3%
212202		7	<div></div> 0.3%
212305		7	<div></div> 0.3%
212311		7	<div></div> 0.3%
214101		14	<div></div> 0.6%
214102		7	<div></div> 0.3%
214108		7	<div></div> 0.3%
214113		35	<div></div> 1.6%
215109		7	<div></div> 0.3%
215115		7	<div></div> 0.3%
215120		7	<div></div> 0.3%
216202		28	<div></div> 1.3%
218103		7	<div></div> 0.3%
218115		7	<div></div> 0.3%
219103		35	<div></div> 1.6%
221109		14	<div></div> 0.6%
222106		7	<div></div> 0.3%
223108		7	<div></div> 0.3%
223120		7	<div></div> 0.3%
223121		21	<div></div> 0.9%
223126		7	<div></div> 0.3%
223128		7	<div></div> 0.3%
224105		7	<div></div> 0.3%
225103		7	<div></div> 0.3%
225111		7	<div></div> 0.3%
226101		7	<div></div> 0.3%
226103		14	<div></div> 0.6%
226104		7	<div></div> 0.3%
228102		7	<div></div> 0.3%
230107		7	<div></div> 0.3%
232101		7	<div></div> 0.3%
232203		7	<div></div> 0.3%
302101		7	<div></div> 0.3%

File : CSEC3K

SubCounty: Sub-county/division/town council

Value	Label	Cases	Percentage
302201		14	0.6%
302203		7	0.3%
302204		7	0.3%
302205		7	0.3%
303201		7	0.3%
303202		7	0.3%
303204		7	0.3%
303402		7	0.3%
303404		14	0.6%
303405		7	0.3%
303503		7	0.3%
303504		7	0.3%
304102		7	0.3%
304204		14	0.6%
304301		7	0.3%
305102		7	0.3%
306102		7	0.3%
306103		28	1.3%
306106		7	0.3%
307108		14	0.6%
307202		7	0.3%
308102		7	0.3%
309102		7	0.3%
309103		7	0.3%
309204		7	0.3%
310102		7	0.3%
310206		14	0.6%
310207		7	0.3%
311103		14	0.6%
311302		7	0.3%
312105		7	0.3%
313102		7	0.3%
313104		7	0.3%
314103		7	0.3%
317101		7	0.3%
317102		7	0.3%
317106		7	0.3%
318103		28	1.3%
318107		7	0.3%
318114		7	0.3%
319103		7	0.3%
319105		7	0.3%
319107		7	0.3%

File : CSEC3K

SubCounty: Sub-county/division/town council

Value	Label	Cases	Percentage
320103		7	<div></div> 0.3%
320108		7	<div></div> 0.3%
321103		7	<div></div> 0.3%
321105		7	<div></div> 0.3%
321106		7	<div></div> 0.3%
321107		7	<div></div> 0.3%
322108		7	<div></div> 0.3%
322111		7	<div></div> 0.3%
323104		7	<div></div> 0.3%
323106		7	<div></div> 0.3%
323107		7	<div></div> 0.3%
323108		7	<div></div> 0.3%
325101		7	<div></div> 0.3%
325103		21	<div></div> 0.9%
327103		7	<div></div> 0.3%
329106		7	<div></div> 0.3%
330107		14	<div></div> 0.6%
330110		7	<div></div> 0.3%
402207		7	<div></div> 0.3%
402208		7	<div></div> 0.3%
403101		7	<div></div> 0.3%
403105		7	<div></div> 0.3%
403201		7	<div></div> 0.3%
403205		7	<div></div> 0.3%
403301		7	<div></div> 0.3%
404102		7	<div></div> 0.3%
404207		7	<div></div> 0.3%
404403		7	<div></div> 0.3%
405104		7	<div></div> 0.3%
405208		7	<div></div> 0.3%
405211		7	<div></div> 0.3%
405301		7	<div></div> 0.3%
405302		7	<div></div> 0.3%
406108		7	<div></div> 0.3%
406201		7	<div></div> 0.3%
406210		7	<div></div> 0.3%
406212		7	<div></div> 0.3%
406303		7	<div></div> 0.3%
407202		7	<div></div> 0.3%
407205		7	<div></div> 0.3%
407303		7	<div></div> 0.3%
407306		7	<div></div> 0.3%
408102		7	<div></div> 0.3%

File : CSEC3K

SubCounty: Sub-county/division/town council

Value	Label	Cases	Percentage
408112		7	<div></div> 0.3%
408113		7	<div></div> 0.3%
409101		7	<div></div> 0.3%
409203		7	<div></div> 0.3%
409301		7	<div></div> 0.3%
410102		7	<div></div> 0.3%
410105		7	<div></div> 0.3%
410201		21	<div></div> 0.9%
410303		7	<div></div> 0.3%
411103		7	<div></div> 0.3%
411203		7	<div></div> 0.3%
411302		7	<div></div> 0.3%
411304		7	<div></div> 0.3%
411402		7	<div></div> 0.3%
411403		7	<div></div> 0.3%
412103		7	<div></div> 0.3%
412201		7	<div></div> 0.3%
412203		7	<div></div> 0.3%
414116		7	<div></div> 0.3%
415105		7	<div></div> 0.3%
415106		7	<div></div> 0.3%
415110		7	<div></div> 0.3%
415114		7	<div></div> 0.3%
417101		7	<div></div> 0.3%
417102		7	<div></div> 0.3%
417104		7	<div></div> 0.3%
417105		7	<div></div> 0.3%
417110		7	<div></div> 0.3%
417114		7	<div></div> 0.3%
418104		7	<div></div> 0.3%
418201		7	<div></div> 0.3%
418202		7	<div></div> 0.3%
418209		7	<div></div> 0.3%
419204		7	<div></div> 0.3%
420107		7	<div></div> 0.3%
420108		7	<div></div> 0.3%
421108		7	<div></div> 0.3%
422102		7	<div></div> 0.3%
423109		7	<div></div> 0.3%
426104		7	<div></div> 0.3%

Warning: these figures indicate the number of cases found in the data file. They cannot be interpreted as summary statistics of the population of interest.

Parish: Parish/ward

Information [Type= discrete] [Format=numeric] [Range= 10120402-42610402] [Missing=*]

File : CSEC3K

Parish: Parish/ward

Statistics [NW/ W] [Valid=2233 /-] [Invalid=0 /-]

Value	Label	Cases	Percentage
10120402		7	0.3%
10210104		7	0.3%
10210108		7	0.3%
10210202		7	0.3%
10210205		7	0.3%
10210206		7	0.3%
10210208		7	0.3%
10210301		7	0.3%
10210302		7	0.3%
10210304		7	0.3%
10210305		14	0.6%
10210306		7	0.3%
10210308		7	0.3%
10210309		28	1.3%
10210312		7	0.3%
10210401		7	0.3%
10210402		7	0.3%
10210410		7	0.3%
10210411		7	0.3%
10210417		7	0.3%
10210419		7	0.3%
10210501		7	0.3%
10210503		7	0.3%
10210504		7	0.3%
10210510		7	0.3%
10210513		7	0.3%
10210515		7	0.3%
10210518		7	0.3%
10310505		7	0.3%
10410204		7	0.3%
10410403		7	0.3%
10410504		7	0.3%
10420804		7	0.3%
10510502		7	0.3%
10610101		7	0.3%
10610109		7	0.3%
10610606		7	0.3%
10710503		7	0.3%
10710505		7	0.3%
10720206		7	0.3%
10730203		7	0.3%
10730507		7	0.3%

File : CSEC3K

Parish: Parish/ward

Value	Label	Cases	Percentage
10810603		7	0.3%
10830101		7	0.3%
10830105		7	0.3%
10830502		7	0.3%
11010501		7	0.3%
11020306		7	0.3%
11020401		7	0.3%
11020603		7	0.3%
11020704		7	0.3%
11030501		7	0.3%
11030601		7	0.3%
11110201		7	0.3%
11120204		7	0.3%
11120206		7	0.3%
11210203		7	0.3%
11210402		7	0.3%
11220301		7	0.3%
11220403		7	0.3%
11310504		7	0.3%
11310505		7	0.3%
11311102		7	0.3%
11311203		7	0.3%
11311302		7	0.3%
11311306		7	0.3%
11330301		14	0.6%
11330305		7	0.3%
11330403		7	0.3%
11330606		7	0.3%
11330701		7	0.3%
11510302		7	0.3%
11510403		7	0.3%
11520209		7	0.3%
11520307		7	0.3%
11520504		7	0.3%
11520703		7	0.3%
11610205		7	0.3%
11710308		7	0.3%
11710405		7	0.3%
11711003		14	0.6%
11810104		7	0.3%
11910303		7	0.3%
12010502		7	0.3%
12210206		7	0.3%

File : CSEC3K

Parish: Parish/ward

Value	Label	Cases	Percentage
12210502		7	0.3%
12210602		7	0.3%
12310803		7	0.3%
12410106		7	0.3%
12410302		7	0.3%
12410401		7	0.3%
12410701		7	0.3%
12410802		7	0.3%
20110602		28	1.3%
20111009		7	0.3%
20320203		7	0.3%
20330101		7	0.3%
20330304		7	0.3%
20410103		7	0.3%
20410204		7	0.3%
20420301		7	0.3%
20430101		7	0.3%
20430102		7	0.3%
20430205		7	0.3%
20510401		7	0.3%
20710301		7	0.3%
20810214		14	0.6%
20810404		7	0.3%
20810713		7	0.3%
20920101		7	0.3%
20920104		7	0.3%
21020504		14	0.6%
21110105		7	0.3%
21110303		7	0.3%
21110603		7	0.3%
21210403		7	0.3%
21210504		7	0.3%
21220201		7	0.3%
21230502		7	0.3%
21231101		7	0.3%
21410104		7	0.3%
21410106		7	0.3%
21410202		7	0.3%
21410801		7	0.3%
21411301		7	0.3%
21411303		28	1.3%
21510902		7	0.3%
21511502		7	0.3%

File : CSEC3K

Parish: Parish/ward

Value	Label	Cases	Percentage
21512002		7	<div></div> 0.3%
21620203		28	<div></div> 1.3%
21810302		7	<div></div> 0.3%
21811504		7	<div></div> 0.3%
21910313		7	<div></div> 0.3%
21910317		28	<div></div> 1.3%
22110902		7	<div></div> 0.3%
22110905		7	<div></div> 0.3%
22210602		7	<div></div> 0.3%
22310805		7	<div></div> 0.3%
22312002		7	<div></div> 0.3%
22312101		14	<div></div> 0.6%
22312103		7	<div></div> 0.3%
22312601		7	<div></div> 0.3%
22312801		7	<div></div> 0.3%
22410505		7	<div></div> 0.3%
22510304		7	<div></div> 0.3%
22511103		7	<div></div> 0.3%
22610101		7	<div></div> 0.3%
22610302		7	<div></div> 0.3%
22610303		7	<div></div> 0.3%
22610405		7	<div></div> 0.3%
22810203		7	<div></div> 0.3%
23010709		7	<div></div> 0.3%
23210104		7	<div></div> 0.3%
23220304		7	<div></div> 0.3%
30210102		7	<div></div> 0.3%
30220105		7	<div></div> 0.3%
30220107		7	<div></div> 0.3%
30220302		7	<div></div> 0.3%
30220405		7	<div></div> 0.3%
30220505		7	<div></div> 0.3%
30320102		7	<div></div> 0.3%
30320207		7	<div></div> 0.3%
30320405		7	<div></div> 0.3%
30340204		7	<div></div> 0.3%
30340401		7	<div></div> 0.3%
30340403		7	<div></div> 0.3%
30340507		7	<div></div> 0.3%
30350304		7	<div></div> 0.3%
30350402		7	<div></div> 0.3%
30410201		7	<div></div> 0.3%
30420401		7	<div></div> 0.3%

File : CSEC3K

Parish: Parish/ward

Value	Label	Cases	Percentage
30420402		7	0.3%
30430104		7	0.3%
30510208		7	0.3%
30610203		7	0.3%
30610301		28	1.3%
30610601		7	0.3%
30710802		7	0.3%
30710803		7	0.3%
30720203		7	0.3%
30810206		7	0.3%
30910205		7	0.3%
30910305		7	0.3%
30920406		7	0.3%
31010202		7	0.3%
31020603		7	0.3%
31020604		7	0.3%
31020706		7	0.3%
31110302		14	0.6%
31130201		7	0.3%
31210502		7	0.3%
31310205		7	0.3%
31310403		7	0.3%
31410304		7	0.3%
31710101		7	0.3%
31710202		7	0.3%
31710605		7	0.3%
31810302		28	1.3%
31810705		7	0.3%
31811402		7	0.3%
31910303		7	0.3%
31910508		7	0.3%
31910702		7	0.3%
32010303		7	0.3%
32010808		7	0.3%
32110304		7	0.3%
32110505		7	0.3%
32110601		7	0.3%
32110706		7	0.3%
32210802		7	0.3%
32211104		7	0.3%
32310403		7	0.3%
32310604		7	0.3%
32310701		7	0.3%

File : CSEC3K

Parish: Parish/ward

Value	Label	Cases	Percentage
32310802		7	<div></div> 0.3%
32510102		7	<div></div> 0.3%
32510305		7	<div></div> 0.3%
32510306		14	<div></div> 0.6%
32710303		7	<div></div> 0.3%
32910602		7	<div></div> 0.3%
33010701		7	<div></div> 0.3%
33010703		7	<div></div> 0.3%
33011001		7	<div></div> 0.3%
40220705		7	<div></div> 0.3%
40220805		7	<div></div> 0.3%
40310102		7	<div></div> 0.3%
40310505		7	<div></div> 0.3%
40320102		7	<div></div> 0.3%
40320504		7	<div></div> 0.3%
40330104		7	<div></div> 0.3%
40410203		7	<div></div> 0.3%
40420704		7	<div></div> 0.3%
40440303		7	<div></div> 0.3%
40510402		7	<div></div> 0.3%
40520803		7	<div></div> 0.3%
40521103		7	<div></div> 0.3%
40530104		7	<div></div> 0.3%
40530203		7	<div></div> 0.3%
40610804		7	<div></div> 0.3%
40620102		7	<div></div> 0.3%
40621003		7	<div></div> 0.3%
40621201		7	<div></div> 0.3%
40630307		7	<div></div> 0.3%
40720204		7	<div></div> 0.3%
40720501		7	<div></div> 0.3%
40730303		7	<div></div> 0.3%
40730604		7	<div></div> 0.3%
40810201		7	<div></div> 0.3%
40811202		7	<div></div> 0.3%
40811304		7	<div></div> 0.3%
40910104		7	<div></div> 0.3%
40920305		7	<div></div> 0.3%
40930103		7	<div></div> 0.3%
41010204		7	<div></div> 0.3%
41010502		7	<div></div> 0.3%
41020101		21	<div></div> 0.9%
41030306		7	<div></div> 0.3%

File : CSEC3K

Parish: Parish/ward

Value	Label	Cases	Percentage	
41110301		7	<div></div>	0.3%
41120302		7	<div></div>	0.3%
41130202		7	<div></div>	0.3%
41130402		7	<div></div>	0.3%
41140202		7	<div></div>	0.3%
41140303		7	<div></div>	0.3%
41210304		7	<div></div>	0.3%
41220107		7	<div></div>	0.3%
41220304		7	<div></div>	0.3%
41411601		7	<div></div>	0.3%
41510502		7	<div></div>	0.3%
41510608		7	<div></div>	0.3%
41511004		7	<div></div>	0.3%
41511407		7	<div></div>	0.3%
41710101		7	<div></div>	0.3%
41710201		7	<div></div>	0.3%
41710401		7	<div></div>	0.3%
41710501		7	<div></div>	0.3%
41711004		7	<div></div>	0.3%
41711404		7	<div></div>	0.3%
41810403		7	<div></div>	0.3%
41820102		7	<div></div>	0.3%
41820201		7	<div></div>	0.3%
41820907		7	<div></div>	0.3%
41920402		7	<div></div>	0.3%
42010704		7	<div></div>	0.3%
42010803		7	<div></div>	0.3%
42110801		7	<div></div>	0.3%
42210204		7	<div></div>	0.3%
42310905		7	<div></div>	0.3%
42610402		7	<div></div>	0.3%

Warning: these figures indicate the number of cases found in the data file. They cannot be interpreted as summary statistics of the population of interest.

Villagecode: Village code

Information	[Type= discrete] [Format=numeric] [Range= 1012040204-4261040201] [Missing=*]			
Statistics [NW/ W]	[Valid=2233 /-] [Invalid=0 /-]			
Value	Label	Cases	Percentage	
1012040204		7	<div></div>	0.3%
1021010402		7	<div></div>	0.3%
1021010802		7	<div></div>	0.3%
1021020205		7	<div></div>	0.3%
1021020504		7	<div></div>	0.3%
1021020601		7	<div></div>	0.3%
1021020805		7	<div></div>	0.3%

File : CSEC3K

Villagecode: Village code

Value	Label	Cases	Percentage
1021030109		7	0.3%
1021030203		7	0.3%
1021030412		7	0.3%
1021030504		7	0.3%
1021030509		7	0.3%
1021030606		7	0.3%
1021030803		7	0.3%
1021030904		28	1.3%
1021031208		7	0.3%
1021040102		7	0.3%
1021040203		7	0.3%
1021041002		7	0.3%
1021041118		7	0.3%
1021041701		7	0.3%
1021041903		7	0.3%
1021050106		7	0.3%
1021050307		7	0.3%
1021050405		7	0.3%
1021051004		7	0.3%
1021051305		7	0.3%
1021051506		7	0.3%
1021051832		7	0.3%
1031050505		7	0.3%
1041020405		7	0.3%
1041040304		7	0.3%
1041050403		7	0.3%
1042080404		7	0.3%
1051050201		7	0.3%
1061010108		7	0.3%
1061010902		7	0.3%
1061060602		7	0.3%
1071050302		7	0.3%
1071050503		7	0.3%
1072020601		7	0.3%
1073020305		7	0.3%
1073050702		7	0.3%
1081060309		7	0.3%
1083010101		7	0.3%
1083010505		7	0.3%
1083050204		7	0.3%
1101050107		7	0.3%
1102030601		7	0.3%
1102040107		7	0.3%

File : CSEC3K

Villagecode: Village code

Value	Label	Cases	Percentage	
1102060309		7	<div></div>	0.3%
1102070403		7	<div></div>	0.3%
1103050102		7	<div></div>	0.3%
1103060102		7	<div></div>	0.3%
1111020105		7	<div></div>	0.3%
1112020403		7	<div></div>	0.3%
1112020618		7	<div></div>	0.3%
1121020302		7	<div></div>	0.3%
1121040209		7	<div></div>	0.3%
1122030104		7	<div></div>	0.3%
1122040303		7	<div></div>	0.3%
1131050402		7	<div></div>	0.3%
1131050505		7	<div></div>	0.3%
1131110205		7	<div></div>	0.3%
1131120307		7	<div></div>	0.3%
1131130204		7	<div></div>	0.3%
1131130602		7	<div></div>	0.3%
1133030101		7	<div></div>	0.3%
1133030109		7	<div></div>	0.3%
1133030504		7	<div></div>	0.3%
1133040308		7	<div></div>	0.3%
1133060601		7	<div></div>	0.3%
1133070102		7	<div></div>	0.3%
1151030204		7	<div></div>	0.3%
1151040307		7	<div></div>	0.3%
1152020907		7	<div></div>	0.3%
1152030702		7	<div></div>	0.3%
1152050405		7	<div></div>	0.3%
1152070306		7	<div></div>	0.3%
1161020501		7	<div></div>	0.3%
1171030802		7	<div></div>	0.3%
1171040504		7	<div></div>	0.3%
1171100309		7	<div></div>	0.3%
1171100312		7	<div></div>	0.3%
1181010407		7	<div></div>	0.3%
1191030304		7	<div></div>	0.3%
1201050202		7	<div></div>	0.3%
1221020604		7	<div></div>	0.3%
1221050203		7	<div></div>	0.3%
1221060206		7	<div></div>	0.3%
1231080303		7	<div></div>	0.3%
1241010603		7	<div></div>	0.3%
1241030216		7	<div></div>	0.3%

File : CSEC3K

Villagecode: Village code

Value	Label	Cases	Percentage
1241040102		7	0.3%
1241070106		7	0.3%
1241080210		7	0.3%
2011060205		28	1.3%
2011100902		7	0.3%
2032020304		7	0.3%
2033010101		7	0.3%
2033030403		7	0.3%
2041010302		7	0.3%
2041020405		7	0.3%
2042030105		7	0.3%
2043010103		7	0.3%
2043010202		7	0.3%
2043020514		7	0.3%
2051040101		7	0.3%
2071030105		7	0.3%
2081021402		14	0.6%
2081040401		7	0.3%
2081071301		7	0.3%
2092010105		7	0.3%
2092010401		7	0.3%
2102050401		14	0.6%
2111010504		7	0.3%
2111030302		7	0.3%
2111060303		7	0.3%
2121040306		7	0.3%
2121050407		7	0.3%
2122020101		7	0.3%
2123050204		7	0.3%
2123110101		7	0.3%
2141010403		7	0.3%
2141010604		7	0.3%
2141020206		7	0.3%
2141080105		7	0.3%
2141130103		7	0.3%
2141130307		28	1.3%
2151090208		7	0.3%
2151150202		7	0.3%
2151200204		7	0.3%
2162020306		28	1.3%
2181030213		7	0.3%
2181150401		7	0.3%
2191031301		7	0.3%

File : CSEC3K

Villagecode: Village code

Value	Label	Cases	Percentage
2191031702		28	<div></div> 1.3%
2211090203		7	<div></div> 0.3%
2211090505		7	<div></div> 0.3%
2221060201		7	<div></div> 0.3%
2231080506		7	<div></div> 0.3%
2231200204		7	<div></div> 0.3%
2231210104		7	<div></div> 0.3%
2231210105		7	<div></div> 0.3%
2231210302		7	<div></div> 0.3%
2231260115		7	<div></div> 0.3%
2231280102		7	<div></div> 0.3%
2241050511		7	<div></div> 0.3%
2251030415		7	<div></div> 0.3%
2251110322		7	<div></div> 0.3%
2261010102		7	<div></div> 0.3%
2261030205		7	<div></div> 0.3%
2261030301		7	<div></div> 0.3%
2261040510		7	<div></div> 0.3%
2281020304		7	<div></div> 0.3%
2301070905		7	<div></div> 0.3%
2321010406		7	<div></div> 0.3%
2322030405		7	<div></div> 0.3%
3021010215		7	<div></div> 0.3%
3022010508		7	<div></div> 0.3%
3022010708		7	<div></div> 0.3%
3022030205		7	<div></div> 0.3%
3022040505		7	<div></div> 0.3%
3022050502		7	<div></div> 0.3%
3032010205		7	<div></div> 0.3%
3032020706		7	<div></div> 0.3%
3032040506		7	<div></div> 0.3%
3034020408		7	<div></div> 0.3%
3034040102		7	<div></div> 0.3%
3034040304		7	<div></div> 0.3%
3034050711		7	<div></div> 0.3%
3035030411		7	<div></div> 0.3%
3035040205		7	<div></div> 0.3%
3041020101		7	<div></div> 0.3%
3042040105		7	<div></div> 0.3%
3042040201		7	<div></div> 0.3%
3043010404		7	<div></div> 0.3%
3051020803		7	<div></div> 0.3%
3061020306		7	<div></div> 0.3%

File : CSEC3K

Villagecode: Village code

Value	Label	Cases	Percentage
3061030101		28	<div></div> 1.3%
3061060103		7	<div></div> 0.3%
3071080206		7	<div></div> 0.3%
3071080301		7	<div></div> 0.3%
3072020302		7	<div></div> 0.3%
3081020606		7	<div></div> 0.3%
3091020502		7	<div></div> 0.3%
3091030501		7	<div></div> 0.3%
3092040606		7	<div></div> 0.3%
3101020203		7	<div></div> 0.3%
3102060309		7	<div></div> 0.3%
3102060408		7	<div></div> 0.3%
3102070603		7	<div></div> 0.3%
3111030202		14	<div></div> 0.6%
3113020101		7	<div></div> 0.3%
3121050202		7	<div></div> 0.3%
3131020505		7	<div></div> 0.3%
3131040312		7	<div></div> 0.3%
3141030403		7	<div></div> 0.3%
3171010102		7	<div></div> 0.3%
3171020201		7	<div></div> 0.3%
3171060512		7	<div></div> 0.3%
3181030204		28	<div></div> 1.3%
3181070501		7	<div></div> 0.3%
3181140207		7	<div></div> 0.3%
3191030304		7	<div></div> 0.3%
3191050803		7	<div></div> 0.3%
3191070202		7	<div></div> 0.3%
3201030323		7	<div></div> 0.3%
3201080801		7	<div></div> 0.3%
3211030405		7	<div></div> 0.3%
3211050502		7	<div></div> 0.3%
3211060105		7	<div></div> 0.3%
3211070617		7	<div></div> 0.3%
3221080206		7	<div></div> 0.3%
3221110412		7	<div></div> 0.3%
3231040301		7	<div></div> 0.3%
3231060409		7	<div></div> 0.3%
3231070104		7	<div></div> 0.3%
3231080204		7	<div></div> 0.3%
3251010205		7	<div></div> 0.3%
3251030508		7	<div></div> 0.3%
3251030601		7	<div></div> 0.3%

File : CSEC3K

Villagecode: Village code

Value	Label	Cases	Percentage	
3251030602		7	<div></div>	0.3%
3271030305		7	<div></div>	0.3%
3291060206		7	<div></div>	0.3%
3301070101		7	<div></div>	0.3%
3301070303		7	<div></div>	0.3%
3301100102		7	<div></div>	0.3%
4022070507		7	<div></div>	0.3%
4022080505		7	<div></div>	0.3%
4031010202		7	<div></div>	0.3%
4031050502		7	<div></div>	0.3%
4032010205		7	<div></div>	0.3%
4032050403		7	<div></div>	0.3%
4033010412		7	<div></div>	0.3%
4041020302		7	<div></div>	0.3%
4042070409		7	<div></div>	0.3%
4044030303		7	<div></div>	0.3%
4051040205		7	<div></div>	0.3%
4052080304		7	<div></div>	0.3%
4052110310		7	<div></div>	0.3%
4053010409		7	<div></div>	0.3%
4053020304		7	<div></div>	0.3%
4061080401		7	<div></div>	0.3%
4062010203		7	<div></div>	0.3%
4062100306		7	<div></div>	0.3%
4062120102		7	<div></div>	0.3%
4063030706		7	<div></div>	0.3%
4072020402		7	<div></div>	0.3%
4072050104		7	<div></div>	0.3%
4073030305		7	<div></div>	0.3%
4073060419		7	<div></div>	0.3%
4081020104		7	<div></div>	0.3%
4081120206		7	<div></div>	0.3%
4081130406		7	<div></div>	0.3%
4091010401		7	<div></div>	0.3%
4092030509		7	<div></div>	0.3%
4093010304		7	<div></div>	0.3%
4101020405		7	<div></div>	0.3%
4101050204		7	<div></div>	0.3%
4102010106		7	<div></div>	0.3%
4102010107		14	<div></div>	0.6%
4103030601		7	<div></div>	0.3%
4111030105		7	<div></div>	0.3%
4112030202		7	<div></div>	0.3%

File : CSEC3K

Villagecode: Village code

Value	Label	Cases	Percentage	
4113020204		7	<div></div>	0.3%
4113040203		7	<div></div>	0.3%
4114020204		7	<div></div>	0.3%
4114030308		7	<div></div>	0.3%
4121030414		7	<div></div>	0.3%
4122010704		7	<div></div>	0.3%
4122030405		7	<div></div>	0.3%
4141160106		7	<div></div>	0.3%
4151050204		7	<div></div>	0.3%
4151060812		7	<div></div>	0.3%
4151100404		7	<div></div>	0.3%
4151140703		7	<div></div>	0.3%
4171010109		7	<div></div>	0.3%
4171020103		7	<div></div>	0.3%
4171040107		7	<div></div>	0.3%
4171050107		7	<div></div>	0.3%
4171100404		7	<div></div>	0.3%
4171140402		7	<div></div>	0.3%
4181040301		7	<div></div>	0.3%
4182010203		7	<div></div>	0.3%
4182020104		7	<div></div>	0.3%
4182090702		7	<div></div>	0.3%
4192040205		7	<div></div>	0.3%
4201070403		7	<div></div>	0.3%
4201080309		7	<div></div>	0.3%
4211080107		7	<div></div>	0.3%
4221020401		7	<div></div>	0.3%
4231090509		7	<div></div>	0.3%
4261040201		7	<div></div>	0.3%

Warning: these figures indicate the number of cases found in the data file. They cannot be interpreted as summary statistics of the population of interest.

Class_ID: CFSchoolclass

Information		[Type= discrete] [Format=numeric] [Range= 1-7] [Missing=*]		
Statistics [NW/ W]		[Valid=2233 /-] [Invalid=0 /-]		
Value	Label	Cases	Percentage	
1	P1	319	<div></div>	14.3%
2	P2	319	<div></div>	14.3%
3	P3	319	<div></div>	14.3%
4	P4	319	<div></div>	14.3%
5	P5	319	<div></div>	14.3%
6	P6	319	<div></div>	14.3%
7	P7	319	<div></div>	14.3%

Warning: these figures indicate the number of cases found in the data file. They cannot be interpreted as summary statistics of the population of interest.

File : CSEC3K

C3KQ52: Teacher Name

Information	[Type= discrete] [Format=character] [Missing=*]		
Statistics [NW/ W]	[Valid=0 /-] [Invalid=0 /-]		

C3KQ53: Sex

Information	[Type= discrete] [Format=numeric] [Range= 1-2] [Missing=*]		
Statistics [NW/ W]	[Valid=1665 /-] [Invalid=568 /-]		

Value	Label	Cases	Percentage
1	Male	873	<div></div> 52.4%
2	Female	792	<div></div> 47.6%
Sysmiss		568	

Warning: these figures indicate the number of cases found in the data file. They cannot be interpreted as summary statistics of the population of interest.

C3KQ54: Grade

Information	[Type= discrete] [Format=numeric] [Range= 1-3] [Missing=*]		
Statistics [NW/ W]	[Valid=1665 /-] [Invalid=568 /-]		

Value	Label	Cases	Percentage
1	Grade V and above	433	<div></div> 26.0%
2	Grade III	1177	<div></div> 70.7%
3	Untrained, unlicensed	55	<div></div> 3.3%
Sysmiss		568	

Warning: these figures indicate the number of cases found in the data file. They cannot be interpreted as summary statistics of the population of interest.

C3KQ55A: What is the official enrollment in the stream? (BOYS)

Information	[Type= continuous] [Format=numeric] [Range= 0-201] [Missing=*]		
Statistics [NW/ W]	[Valid=1685 /-] [Invalid=548 /-]		

C3KQ55B: What is the official enrollment in the stream? (GIRLS)

Information	[Type= continuous] [Format=numeric] [Range= 0-169] [Missing=*]		
Statistics [NW/ W]	[Valid=1685 /-] [Invalid=548 /-]		

C3KQ56: Are there arrangements for pupils in this stream to borrow text books for use outside the classroom, including at home?

Information	[Type= discrete] [Format=numeric] [Range= 1-2] [Missing=*]		
Statistics [NW/ W]	[Valid=1666 /-] [Invalid=567 /-]		

Value	Label	Cases	Percentage
1	Yes	813	<div></div> 48.8%
2	No	853	<div></div> 51.2%
Sysmiss		567	

Warning: these figures indicate the number of cases found in the data file. They cannot be interpreted as summary statistics of the population of interest.

C3KQ57: What percentage for pupils have access to text books in the classroom?

Information	[Type= discrete] [Format=numeric] [Range= 1-5] [Missing=*]		
Statistics [NW/ W]	[Valid=1665 /-] [Invalid=568 /-]		

Value	Label	Cases	Percentage
1	All have access	273	<div></div> 16.4%
2	75% have access	126	<div></div> 7.6%

File : CSEC3K

C3KQ57: What percentage for pupils have access to text books in the classroom?

Value	Label	Cases	Percentage
3	50% have access	228	13.7%
4	25% have access	558	33.5%
5	None have access	480	28.8%
Sysmiss		568	

Warning: these figures indicate the number of cases found in the data file. They cannot be interpreted as summary statistics of the population of interest.

C3KQ58: Is a teacher present in the classroom?

Information	[Type= discrete] [Format=numeric] [Range= 1-2] [Missing=*]
Statistics [NW/ W]	[Valid=1388 /-] [Invalid=845 /-]

Value	Label	Cases	Percentage
1	Yes	1262	90.9%
2	No	126	9.1%
Sysmiss		845	

Warning: these figures indicate the number of cases found in the data file. They cannot be interpreted as summary statistics of the population of interest.

C3KQ59: Was the teacher's absence formally approved?

Information	[Type= discrete] [Format=numeric] [Range= 1-2] [Missing=*]
Statistics [NW/ W]	[Valid=118 /-] [Invalid=2115 /-]

Value	Label	Cases	Percentage
1	Yes	82	69.5%
2	No	36	30.5%
Sysmiss		2115	

Warning: these figures indicate the number of cases found in the data file. They cannot be interpreted as summary statistics of the population of interest.

C3KQ60: If teacher's absence was approved: why was the teacher absent?

Information	[Type= discrete] [Format=numeric] [Range= 1-96] [Missing=*]
Statistics [NW/ W]	[Valid=82 /-] [Invalid=2151 /-]

Value	Label	Cases	Percentage
1	Sick	21	25.6%
2	Being trained	0	
3	At workshop	0	
4	Picking up salary	6	7.3%
5	Working at another job	0	
6	Study leave	1	1.2%
7	Annual/maternity leave	6	7.3%
8	On school errand	3	3.7%
9	Exams	0	
10	Poor pay	0	
11	Weak supervision	0	
12	Lack of interest in job	0	
13	Absent without reason	2	2.4%
14	Lack of accommodation	0	
15	Lack of transport	0	
96	Other (specify)	43	52.4%

File : CSEC3K

C3KQ60: If teacher's absence was approved: why was the teacher absent?

Value	Label	Cases	Percentage
Sysmiss		2151	

Warning: these figures indicate the number of cases found in the data file. They cannot be interpreted as summary statistics of the population of interest.

C3KQ61: If teacher's absence was not formally approved: why do you think the teacher is absent?

Information	[Type= discrete] [Format=numeric] [Range= 1-96] [Missing=*]
Statistics [NW/ W]	[Valid=36 /-] [Invalid=2197 /-]

Value	Label	Cases	Percentage
1	Sick	2	5.6%
2	Being trained	0	
3	At workshop	0	
4	Picking up salary	0	
5	Working at another job	0	
6	Study leave	0	
7	Annual/maternity leave	0	
8	On school errand	2	5.6%
9	Exams	0	
10	Poor pay	1	2.8%
11	Weak supervision	1	2.8%
12	Lack of interest in job	0	
13	Absent without reason	22	61.1%
14	Lack of accommodation	0	
15	Lack of transport	0	
96	Other (specify)	8	22.2%
Sysmiss		2197	

Warning: these figures indicate the number of cases found in the data file. They cannot be interpreted as summary statistics of the population of interest.

C3KQ62: Is the teacher officially registered on the government pay roll?

Information	[Type= discrete] [Format=numeric] [Range= 1-3] [Missing=*]
Statistics [NW/ W]	[Valid=1392 /-] [Invalid=841 /-]

Value	Label	Cases	Percentage
1	Yes	1255	90.2%
2	No	137	9.8%
3	Don't Know	0	
Sysmiss		841	

Warning: these figures indicate the number of cases found in the data file. They cannot be interpreted as summary statistics of the population of interest.

C3KQ63: How many pupils are actually in attendance today?

Information	[Type= continuous] [Format=numeric] [Range= 0-1212] [Missing=*]
Statistics [NW/ W]	[Valid=1369 /-] [Invalid=864 /-]

C3KQ64: What percentage of the pupils are seated in desks?

Information	[Type= discrete] [Format=numeric] [Range= 1-5] [Missing=*]
Statistics [NW/ W]	[Valid=1368 /-] [Invalid=865 /-]

Value	Label	Cases	Percentage
1	All have access	1047	76.5%

File : CSEC3K

C3KQ64: What percentage of the pupils are seated in desks?

Value	Label	Cases	Percentage
2	75% have access	151	11.0%
3	50% have access	43	3.1%
4	25% have access	34	2.5%
5	None have access	93	6.8%
Sysmiss		865	

Warning: these figures indicate the number of cases found in the data file. They cannot be interpreted as summary statistics of the population of interest.

C3KQ65: What percentage of the pupils have scholastic materials?

Information	[Type= discrete] [Format=numeric] [Range= 1-5] [Missing=*]
Statistics [NW/ W]	[Valid=1367 /-] [Invalid=866 /-]

Value	Label	Cases	Percentage
1	All have access	856	62.6%
2	75% have access	279	20.4%
3	50% have access	165	12.1%
4	25% have access	59	4.3%
5	None have access	8	0.6%
Sysmiss		866	

Warning: these figures indicate the number of cases found in the data file. They cannot be interpreted as summary statistics of the population of interest.

C3KQ66: Does the classroom display materials on the walls or in the corners of the class

Information	[Type= discrete] [Format=numeric] [Range= 1-2] [Missing=*]
Statistics [NW/ W]	[Valid=1384 /-] [Invalid=849 /-]

Value	Label	Cases	Percentage
1	Yes	855	61.8%
2	No	529	38.2%
Sysmiss		849	

Warning: these figures indicate the number of cases found in the data file. They cannot be interpreted as summary statistics of the population of interest.

C3KQ52_V2: Teacher Name - v2

Information	[Type= discrete] [Format=character] [Missing=*]
Statistics [NW/ W]	[Valid=0 /-] [Invalid=0 /-]

C3KQ53_V2: Sex - v2

Information	[Type= discrete] [Format=numeric] [Range= 1-2] [Missing=*]
Statistics [NW/ W]	[Valid=1434 /-] [Invalid=799 /-]

Value	Label	Cases	Percentage
1	Male	741	51.7%
2	Female	693	48.3%
Sysmiss		799	

Warning: these figures indicate the number of cases found in the data file. They cannot be interpreted as summary statistics of the population of interest.

C3KQ54_V2: Grade - v2

Information	[Type= discrete] [Format=numeric] [Range= 1-3] [Missing=*]
Statistics [NW/ W]	[Valid=1435 /-] [Invalid=798 /-]

File : CSEC3K

C3KQ54_V2: Grade - v2

Value	Label	Cases	Percentage
1	Grade V and above	381	<div><div></div></div> 26.6%
2	Grade III	1009	<div><div></div></div> 70.3%
3	Untrained, unlicensed	45	<div><div></div></div> 3.1%
Sysmiss		798	

Warning: these figures indicate the number of cases found in the data file. They cannot be interpreted as summary statistics of the population of interest.

C3KQ55A_V2: What is the official enrollment in the stream? (BOYS) - v2

Information	[Type= continuous] [Format=numeric] [Range= 0-676] [Missing=*]
Statistics [NW/ W]	[Valid=1510 /-] [Invalid=723 /-]

C3KQ55B_V2: What is the official enrollment in the stream? (GIRLS) - v2

Information	[Type= continuous] [Format=numeric] [Range= 0-293] [Missing=*]
Statistics [NW/ W]	[Valid=1510 /-] [Invalid=723 /-]

C3KQ56_V2: Are there arrangements for pupils in this stream to borrow text books for use outside the classroom, including at home? - v2

Information	[Type= discrete] [Format=numeric] [Range= 1-2] [Missing=*]
Statistics [NW/ W]	[Valid=1432 /-] [Invalid=801 /-]

Value	Label	Cases	Percentage
1	Yes	793	<div><div></div></div> 55.4%
2	No	639	<div><div></div></div> 44.6%
Sysmiss		801	

Warning: these figures indicate the number of cases found in the data file. They cannot be interpreted as summary statistics of the population of interest.

C3KQ57_V2: What percentage for pupils have access to text books in the classroom? - v2

Information	[Type= discrete] [Format=numeric] [Range= 1-5] [Missing=*]
Statistics [NW/ W]	[Valid=1431 /-] [Invalid=802 /-]

Value	Label	Cases	Percentage
1	All have access	276	<div><div></div></div> 19.3%
2	75% have access	127	<div><div></div></div> 8.9%
3	50% have access	200	<div><div></div></div> 14.0%
4	25% have access	546	<div><div></div></div> 38.2%
5	None have access	282	<div><div></div></div> 19.7%
Sysmiss		802	

Warning: these figures indicate the number of cases found in the data file. They cannot be interpreted as summary statistics of the population of interest.

C3KQ58_V2: Is a teacher present in the classroom? - v2

Information	[Type= discrete] [Format=numeric] [Range= 1-2] [Missing=*]
Statistics [NW/ W]	[Valid=1380 /-] [Invalid=853 /-]

Value	Label	Cases	Percentage
1	Yes	1221	<div><div></div></div> 88.5%
2	No	159	<div><div></div></div> 11.5%
Sysmiss		853	

Warning: these figures indicate the number of cases found in the data file. They cannot be interpreted as summary statistics of the population of interest.

File : CSEC3K

C3KQ59_V2: Was the teacher's absence formally approved? - v2

Information [Type= discrete] [Format=numeric] [Range= 1-2] [Missing=*]

Statistics [NW/ W] [Valid=157 /-] [Invalid=2076 /-]

Value	Label	Cases	Percentage
1	Yes	96	61.1%
2	No	61	38.9%
Sysmiss		2076	

Warning: these figures indicate the number of cases found in the data file. They cannot be interpreted as summary statistics of the population of interest.

C3KQ60_V2: If teacher's absence was approved: why was the teacher absent? - v2

Information [Type= continuous] [Format=numeric] [Range= 1-96] [Missing=*]

Statistics [NW/ W] [Valid=88 /-] [Invalid=2145 /-]

Value	Label	Cases	Percentage
1	Sick	13	14.8%
2	Being trained	0	
3	At workshop	1	1.1%
4	Picking up salary	8	9.1%
5	Working at another job	0	
6	Study leave	0	
7	Annual/maternity leave	4	4.5%
8	On school errand	8	9.1%
9	Exams	1	1.1%
10	Poor pay	0	
11	Weak supervision	0	
12	Lack of interest in job	0	
13	Absent without reason	3	3.4%
14	Lack of accommodation	0	
15	Lack of transport	0	
96	Other (specify)	50	56.8%

Warning: these figures indicate the number of cases found in the data file. They cannot be interpreted as summary statistics of the population of interest.

C3KQ61_V2: If teacher's absence was not formally approved: why do you think the teacher is absent? -v2

Information [Type= continuous] [Format=numeric] [Range= 1-96] [Missing=*]

Statistics [NW/ W] [Valid=56 /-] [Invalid=2177 /-]

Value	Label	Cases	Percentage
1	Sick	1	1.8%
2	Being trained	0	
3	At workshop	0	
4	Picking up salary	0	
5	Working at another job	0	
6	Study leave	0	
7	Annual/maternity leave	0	
8	On school errand	1	1.8%
9	Exams	0	
10	Poor pay	0	

File : CSEC3K

C3KQ61_V2: If teacher's absence was not formally approved: why do you think the teacher is absent? -v2

Value	Label	Cases	Percentage
11	Weak supervision	3	5.4%
12	Lack of interest in job	1	1.8%
13	Absent without reason	44	78.6%
14	Lack of accommodation	0	
15	Lack of transport	2	3.6%
96	Other (specify)	4	7.1%

Warning: these figures indicate the number of cases found in the data file. They cannot be interpreted as summary statistics of the population of interest.

C3KQ62_V2: Is the teacher officially registered on the government pay roll? - v2

Information	[Type= discrete] [Format=numeric] [Range= 1-3] [Missing=*]		
Statistics [NW/ W]	[Valid=1379 /-] [Invalid=854 /-]		
Value	Label	Cases	Percentage
1	Yes	1263	91.6%
2	No	114	8.3%
3	Don't Know	2	0.1%
Sysmiss		854	

Warning: these figures indicate the number of cases found in the data file. They cannot be interpreted as summary statistics of the population of interest.

C3KQ63_V2: How many pupils are actually in attendance today? - v2

Information	[Type= continuous] [Format=numeric] [Range= 0-545] [Missing=*]
Statistics [NW/ W]	[Valid=1345 /-] [Invalid=888 /-]

C3KQ64_V2: What percentage of the pupils are seated in desks? - v2

Information	[Type= discrete] [Format=numeric] [Range= 1-5] [Missing=*]		
Statistics [NW/ W]	[Valid=1379 /-] [Invalid=854 /-]		
Value	Label	Cases	Percentage
1	All have access	1151	83.5%
2	75% have access	87	6.3%
3	50% have access	31	2.2%
4	25% have access	44	3.2%
5	None have access	66	4.8%
Sysmiss		854	

Warning: these figures indicate the number of cases found in the data file. They cannot be interpreted as summary statistics of the population of interest.

C3KQ65_V2: What percentage of the pupils have scholastic materials? - v2

Information	[Type= discrete] [Format=numeric] [Range= 1-5] [Missing=*]		
Statistics [NW/ W]	[Valid=1379 /-] [Invalid=854 /-]		
Value	Label	Cases	Percentage
1	All have access	894	64.8%
2	75% have access	274	19.9%
3	50% have access	150	10.9%
4	25% have access	56	4.1%
5	None have access	5	0.4%
Sysmiss		854	

Warning: these figures indicate the number of cases found in the data file. They cannot be interpreted as summary statistics of the population of interest.

File : CSEC3K

C3KQ66_V2: Does the classroom display materials on the walls or in the corners of the class - v2

Information	[Type= discrete] [Format=numeric] [Range= 1-2] [Missing=*]
Statistics [NW/ W]	[Valid=1380 /-] [Invalid=853 /-]

Value	Label	Cases	Percentage
1	Yes	888	64.3%
2	No	492	35.7%
Sysmiss		853	

Warning: these figures indicate the number of cases found in the data file. They cannot be interpreted as summary statistics of the population of interest.

Education_Response: Education Response Status

Information	[Type= discrete] [Format=numeric] [Range= 1-3] [Missing=*]
Statistics [NW/ W]	[Valid=2072 /-] [Invalid=161 /-]

Value	Label	Cases	Percentage
1	Completed	1141	55.1%
2	Partially Done	329	15.9%
3	Not Done	602	29.1%
Sysmiss		161	

Warning: these figures indicate the number of cases found in the data file. They cannot be interpreted as summary statistics of the population of interest.

Reason_Edu_Not_Done: Reason Education was not done:

Information	[Type= discrete] [Format=character] [Missing=*]
Statistics [NW/ W]	[Valid=574 /-]

Value	Label	Cases	Percentage
Away for holiday.		7	1.2%
Away for holidays		7	1.2%
CALL BACK. PERSON RESPONSIBLE NOT AROUND EVEN ON VISIT 2 ITS STILL AN APPOINTMENT BUT THEY ARE JUST TOSSING ME AROUND		7	1.2%
HOLIDAY		14	2.4%
HOLIDAY & WEEKEND		7	1.2%
HOLIDAY TIME		14	2.4%
HOLIDAY/ MUSIC FESTIVAL		7	1.2%
HOLIDAYS		7	1.2%
Holidays and no teachers around for data		7	1.2%

File : CSEC3K

Reason_Edu_Not_Done: Reason Education was not done:

Value	Label	Cases	Percentage
IT WAS HOLIDAY TIME SO THE SCHOOL WAS CLOSED		7	1.2%
No Contact		7	1.2%
No respondent since the school closed for holiday		7	1.2%
Not done Schools in holidays		7	1.2%
Not done schools in holidays		7	1.2%
OFF for HOLIDAY. HM NOT FOUND		7	1.2%
On holiday		84	14.6%
Over a weekend		7	1.2%
REFUSED		7	1.2%
SCHOOL CLOSED FOR HOLIDAY		28	4.9%
SCHOOL CLOSED FOR HOLIDAYS		21	3.7%
SCHOOL CLOSED FOR HOLIDAYS. NO ONE AROUND		7	1.2%
SCHOOL CLOSED, ITS A WEEKEND		7	1.2%
SCHOOL IN HOLIDAY		28	4.9%
SCHOOL IN HOLIDAYS		7	1.2%
SCHOOL WAS CLOSED FOR HOLIDAYS		7	1.2%
SCHOOL WAS CLOSED IT WAS HOLIDAYS		7	1.2%
SCHOOLS IN HOLIDAYS		7	1.2%
SCHOOLS IN HOLIDAYS FULLY CLOSED		7	1.2%
Schools in holidays		7	1.2%

File : CSEC3K

Reason_Edu_Not_Done: Reason Education was not done:

Value	Label	Cases	Percentage
Shools in holidays		7	1.2%
THE SCHOOL HAD CLOSED FOR HOLIDAYS		7	1.2%
THE SCHOOL WAS CLOSED BECAUSE IT WAS HOLIDAY TIME		7	1.2%
THE SCHOOL WAS CLOSED FOR HOLIDAYS		14	2.4%
THE SCHOOL WAS CLOSED SINCE IT WAS STILL HOLIDAY TIME		7	1.2%
THE SCHOOL WAS STILL CLOSED FOR HOLIDAYS		7	1.2%
The school was still closed for holidays		7	1.2%
WEEKEND		14	2.4%
Weekend		7	1.2%
holiday		42	7.3%
holiday time		14	2.4%
holidays		14	2.4%
no one was present at school		7	1.2%
no school at the island		7	1.2%
not school day, weekend		7	1.2%
on holiday		7	1.2%
school closed for holidays		14	2.4%
school closed for holidays.no one found to respond		7	1.2%
schools in holidays		14	2.4%
weekend		14	2.4%

Warning: these figures indicate the number of cases found in the data file. They cannot be interpreted as summary statistics of the population of interest.

File : CSEC3K_1

District_Name: District name

Information [Type= discrete] [Format=numeric] [Range= 101-426] [Missing=*]

Statistics [NW/ W] [Valid=324 /-] [Invalid=0 /-]

Value	Label	Cases	Percentage
101		1	0.3%
102		30	9.3%
103		1	0.3%
104		4	1.2%
105		1	0.3%
106		3	0.9%
107		5	1.5%
108		4	1.2%
110		7	2.2%
111		3	0.9%
112		4	1.2%
113		12	3.7%
115		6	1.9%
116		1	0.3%
117		4	1.2%
118		1	0.3%
119		1	0.3%
120		1	0.3%
122		3	0.9%
123		1	0.3%
124		5	1.5%
201		5	1.5%
203		3	0.9%
204		6	1.9%
205		1	0.3%
207		1	0.3%
208		6	1.9%
209		2	0.6%
210		4	1.2%
211		3	0.9%
212		5	1.5%
214		9	2.8%
215		3	0.9%
216		4	1.2%
218		2	0.6%
219		5	1.5%
221		2	0.6%
222		1	0.3%
223		7	2.2%
224		1	0.3%
225		2	0.6%

File : CSEC3K_1

District_Name: District name

Value	Label	Cases	Percentage
226		4	<div></div> 1.2%
228		1	<div></div> 0.3%
230		1	<div></div> 0.3%
232		2	<div></div> 0.6%
302		6	<div></div> 1.9%
303		9	<div></div> 2.8%
304		4	<div></div> 1.2%
305		1	<div></div> 0.3%
306		6	<div></div> 1.9%
307		3	<div></div> 0.9%
308		1	<div></div> 0.3%
309		3	<div></div> 0.9%
310		4	<div></div> 1.2%
311		5	<div></div> 1.5%
312		1	<div></div> 0.3%
313		2	<div></div> 0.6%
314		1	<div></div> 0.3%
317		3	<div></div> 0.9%
318		6	<div></div> 1.9%
319		3	<div></div> 0.9%
320		2	<div></div> 0.6%
321		4	<div></div> 1.2%
322		2	<div></div> 0.6%
323		4	<div></div> 1.2%
325		4	<div></div> 1.2%
327		1	<div></div> 0.3%
329		1	<div></div> 0.3%
330		3	<div></div> 0.9%
402		2	<div></div> 0.6%
403		5	<div></div> 1.5%
404		3	<div></div> 0.9%
405		5	<div></div> 1.5%
406		5	<div></div> 1.5%
407		4	<div></div> 1.2%
408		3	<div></div> 0.9%
409		3	<div></div> 0.9%
410		6	<div></div> 1.9%
411		6	<div></div> 1.9%
412		3	<div></div> 0.9%
414		1	<div></div> 0.3%
415		4	<div></div> 1.2%
417		6	<div></div> 1.9%
418		4	<div></div> 1.2%

File : CSEC3K_1

District_Name: District name

Value	Label	Cases	Percentage
419		1	<div><div></div></div> 0.3%
420		2	<div><div></div></div> 0.6%
421		1	<div><div></div></div> 0.3%
422		1	<div><div></div></div> 0.3%
423		1	<div><div></div></div> 0.3%
426		1	<div><div></div></div> 0.3%

Warning: these figures indicate the number of cases found in the data file. They cannot be interpreted as summary statistics of the population of interest.

SubCounty: Sub-county/division/town council

Information	[Type= discrete] [Format=numeric] [Range= 101204-426104] [Missing=*]
Statistics [NW/ W]	[Valid=324 /-] [Invalid=0 /-]

Value	Label	Cases	Percentage
101204		1	<div><div></div></div> 0.3%
102101		2	<div><div></div></div> 0.6%
102102		4	<div><div></div></div> 1.2%
102103		10	<div><div></div></div> 3.1%
102104		6	<div><div></div></div> 1.9%
102105		8	<div><div></div></div> 2.5%
103105		1	<div><div></div></div> 0.3%
104102		1	<div><div></div></div> 0.3%
104104		1	<div><div></div></div> 0.3%
104105		1	<div><div></div></div> 0.3%
104208		1	<div><div></div></div> 0.3%
105105		1	<div><div></div></div> 0.3%
106101		2	<div><div></div></div> 0.6%
106106		1	<div><div></div></div> 0.3%
107105		2	<div><div></div></div> 0.6%
107202		1	<div><div></div></div> 0.3%
107302		1	<div><div></div></div> 0.3%
107305		1	<div><div></div></div> 0.3%
108106		1	<div><div></div></div> 0.3%
108301		2	<div><div></div></div> 0.6%
108305		1	<div><div></div></div> 0.3%
110105		1	<div><div></div></div> 0.3%
110203		1	<div><div></div></div> 0.3%
110204		1	<div><div></div></div> 0.3%
110206		1	<div><div></div></div> 0.3%
110207		1	<div><div></div></div> 0.3%
110305		1	<div><div></div></div> 0.3%
110306		1	<div><div></div></div> 0.3%
111102		1	<div><div></div></div> 0.3%
111202		2	<div><div></div></div> 0.6%
112102		1	<div><div></div></div> 0.3%
112104		1	<div><div></div></div> 0.3%

File : CSEC3K_1

SubCounty: Sub-county/division/town council

Value	Label	Cases	Percentage
112203		1	0.3%
112204		1	0.3%
113105		2	0.6%
113111		1	0.3%
113112		1	0.3%
113113		2	0.6%
113303		3	0.9%
113304		1	0.3%
113306		1	0.3%
113307		1	0.3%
115103		1	0.3%
115104		1	0.3%
115202		1	0.3%
115203		1	0.3%
115205		1	0.3%
115207		1	0.3%
116102		1	0.3%
117103		1	0.3%
117104		1	0.3%
117110		2	0.6%
118101		1	0.3%
119103		1	0.3%
120105		1	0.3%
122102		1	0.3%
122105		1	0.3%
122106		1	0.3%
123108		1	0.3%
124101		1	0.3%
124103		1	0.3%
124104		1	0.3%
124107		1	0.3%
124108		1	0.3%
201106		4	1.2%
201110		1	0.3%
203202		1	0.3%
203301		1	0.3%
203303		1	0.3%
204101		1	0.3%
204102		1	0.3%
204203		1	0.3%
204301		2	0.6%
204302		1	0.3%
205104		1	0.3%

File : CSEC3K_1

SubCounty: Sub-county/division/town council

Value	Label	Cases	Percentage
207103		1	0.3%
208102		4	1.2%
208104		1	0.3%
208107		1	0.3%
209201		2	0.6%
210205		4	1.2%
211101		1	0.3%
211103		1	0.3%
211106		1	0.3%
212104		1	0.3%
212105		1	0.3%
212202		1	0.3%
212305		1	0.3%
212311		1	0.3%
214101		2	0.6%
214102		1	0.3%
214108		1	0.3%
214113		5	1.5%
215109		1	0.3%
215115		1	0.3%
215120		1	0.3%
216202		4	1.2%
218103		1	0.3%
218115		1	0.3%
219103		5	1.5%
221109		2	0.6%
222106		1	0.3%
223108		1	0.3%
223120		1	0.3%
223121		3	0.9%
223126		1	0.3%
223128		1	0.3%
224105		1	0.3%
225103		1	0.3%
225111		1	0.3%
226101		1	0.3%
226103		2	0.6%
226104		1	0.3%
228102		1	0.3%
230107		1	0.3%
232101		1	0.3%
232203		1	0.3%
302101		1	0.3%












































File : CSEC3K_1

SubCounty: Sub-county/division/town council

Value	Label	Cases	Percentage
302201		2	0.6%
302203		1	0.3%
302204		1	0.3%
302205		1	0.3%
303201		1	0.3%
303202		1	0.3%
303204		1	0.3%
303402		1	0.3%
303404		2	0.6%
303405		1	0.3%
303503		1	0.3%
303504		1	0.3%
304102		1	0.3%
304204		2	0.6%
304301		1	0.3%
305102		1	0.3%
306102		1	0.3%
306103		4	1.2%
306106		1	0.3%
307108		2	0.6%
307202		1	0.3%
308102		1	0.3%
309102		1	0.3%
309103		1	0.3%
309204		1	0.3%
310102		1	0.3%
310206		2	0.6%
310207		1	0.3%
311103		4	1.2%
311302		1	0.3%
312105		1	0.3%
313102		1	0.3%
313104		1	0.3%
314103		1	0.3%
317101		1	0.3%
317102		1	0.3%
317106		1	0.3%
318103		4	1.2%
318107		1	0.3%
318114		1	0.3%
319103		1	0.3%
319105		1	0.3%
319107		1	0.3%

File : CSEC3K_1

SubCounty: Sub-county/division/town council

Value	Label	Cases	Percentage
320103		1	 0.3%
320108		1	 0.3%
321103		1	 0.3%
321105		1	 0.3%
321106		1	 0.3%
321107		1	 0.3%
322108		1	 0.3%
322111		1	 0.3%
323104		1	 0.3%
323106		1	 0.3%
323107		1	 0.3%
323108		1	 0.3%
325101		1	 0.3%
325103		3	 0.9%
327103		1	 0.3%
329106		1	 0.3%
330107		2	 0.6%
330110		1	 0.3%
402207		1	 0.3%
402208		1	 0.3%
403101		1	 0.3%
403105		1	 0.3%
403201		1	 0.3%
403205		1	 0.3%
403301		1	 0.3%
404102		1	 0.3%
404207		1	 0.3%
404403		1	 0.3%
405104		1	 0.3%
405208		1	 0.3%
405211		1	 0.3%
405301		1	 0.3%
405302		1	 0.3%
406108		1	 0.3%
406201		1	 0.3%
406210		1	 0.3%
406212		1	 0.3%
406303		1	 0.3%
407202		1	 0.3%
407205		1	 0.3%
407303		1	 0.3%
407306		1	 0.3%
408102		1	 0.3%

File : CSEC3K_1

SubCounty: Sub-county/division/town council

Value	Label	Cases	Percentage
408112		1	<div></div> 0.3%
408113		1	<div></div> 0.3%
409101		1	<div></div> 0.3%
409203		1	<div></div> 0.3%
409301		1	<div></div> 0.3%
410102		1	<div></div> 0.3%
410105		1	<div></div> 0.3%
410201		3	<div></div> 0.9%
410303		1	<div></div> 0.3%
411103		1	<div></div> 0.3%
411203		1	<div></div> 0.3%
411302		1	<div></div> 0.3%
411304		1	<div></div> 0.3%
411402		1	<div></div> 0.3%
411403		1	<div></div> 0.3%
412103		1	<div></div> 0.3%
412201		1	<div></div> 0.3%
412203		1	<div></div> 0.3%
414116		1	<div></div> 0.3%
415105		1	<div></div> 0.3%
415106		1	<div></div> 0.3%
415110		1	<div></div> 0.3%
415114		1	<div></div> 0.3%
417101		1	<div></div> 0.3%
417102		1	<div></div> 0.3%
417104		1	<div></div> 0.3%
417105		1	<div></div> 0.3%
417110		1	<div></div> 0.3%
417114		1	<div></div> 0.3%
418104		1	<div></div> 0.3%
418201		1	<div></div> 0.3%
418202		1	<div></div> 0.3%
418209		1	<div></div> 0.3%
419204		1	<div></div> 0.3%
420107		1	<div></div> 0.3%
420108		1	<div></div> 0.3%
421108		1	<div></div> 0.3%
422102		1	<div></div> 0.3%
423109		1	<div></div> 0.3%
426104		1	<div></div> 0.3%

Warning: these figures indicate the number of cases found in the data file. They cannot be interpreted as summary statistics of the population of interest.

Parish: Parish/ward

Information [Type= discrete] [Format=numeric] [Range= 10120402-42610402] [Missing=*]

File : CSEC3K_1

Parish: Parish/ward

Statistics [NW/ W] [Valid=324 /-] [Invalid=0 /-]

Value	Label	Cases	Percentage
10120402		1	0.3%
10210104		1	0.3%
10210108		1	0.3%
10210202		1	0.3%
10210205		1	0.3%
10210206		1	0.3%
10210208		1	0.3%
10210301		1	0.3%
10210302		1	0.3%
10210304		1	0.3%
10210305		2	0.6%
10210306		1	0.3%
10210308		1	0.3%
10210309		2	0.6%
10210312		1	0.3%
10210401		1	0.3%
10210402		1	0.3%
10210410		1	0.3%
10210411		1	0.3%
10210417		1	0.3%
10210419		1	0.3%
10210501		1	0.3%
10210503		1	0.3%
10210504		2	0.6%
10210510		1	0.3%
10210513		1	0.3%
10210515		1	0.3%
10210518		1	0.3%
10310505		1	0.3%
10410204		1	0.3%
10410403		1	0.3%
10410504		1	0.3%
10420804		1	0.3%
10510502		1	0.3%
10610101		1	0.3%
10610109		1	0.3%
10610606		1	0.3%
10710503		1	0.3%
10710505		1	0.3%
10720206		1	0.3%
10730203		1	0.3%
10730507		1	0.3%

File : CSEC3K_1

Parish: Parish/ward

Value	Label	Cases	Percentage
10810603		1	0.3%
10830101		1	0.3%
10830105		1	0.3%
10830502		1	0.3%
11010501		1	0.3%
11020306		1	0.3%
11020401		1	0.3%
11020603		1	0.3%
11020704		1	0.3%
11030501		1	0.3%
11030601		1	0.3%
11110201		1	0.3%
11120204		1	0.3%
11120206		1	0.3%
11210203		1	0.3%
11210402		1	0.3%
11220301		1	0.3%
11220403		1	0.3%
11310504		1	0.3%
11310505		1	0.3%
11311102		1	0.3%
11311203		1	0.3%
11311302		1	0.3%
11311306		1	0.3%
11330301		2	0.6%
11330305		1	0.3%
11330403		1	0.3%
11330606		1	0.3%
11330701		1	0.3%
11510302		1	0.3%
11510403		1	0.3%
11520209		1	0.3%
11520307		1	0.3%
11520504		1	0.3%
11520703		1	0.3%
11610205		1	0.3%
11710308		1	0.3%
11710405		1	0.3%
11711003		2	0.6%
11810104		1	0.3%
11910303		1	0.3%
12010502		1	0.3%
12210206		1	0.3%

File : CSEC3K_1

Parish: Parish/ward

Value	Label	Cases	Percentage
12210502		1	0.3%
12210602		1	0.3%
12310803		1	0.3%
12410106		1	0.3%
12410302		1	0.3%
12410401		1	0.3%
12410701		1	0.3%
12410802		1	0.3%
20110602		4	1.2%
20111009		1	0.3%
20320203		1	0.3%
20330101		1	0.3%
20330304		1	0.3%
20410103		1	0.3%
20410204		1	0.3%
20420301		1	0.3%
20430101		1	0.3%
20430102		1	0.3%
20430205		1	0.3%
20510401		1	0.3%
20710301		1	0.3%
20810214		4	1.2%
20810404		1	0.3%
20810713		1	0.3%
20920101		1	0.3%
20920104		1	0.3%
21020504		4	1.2%
21110105		1	0.3%
21110303		1	0.3%
21110603		1	0.3%
21210403		1	0.3%
21210504		1	0.3%
21220201		1	0.3%
21230502		1	0.3%
21231101		1	0.3%
21410104		1	0.3%
21410106		1	0.3%
21410202		1	0.3%
21410801		1	0.3%
21411301		1	0.3%
21411303		4	1.2%
21510902		1	0.3%
21511502		1	0.3%

File : CSEC3K_1

Parish: Parish/ward

Value	Label	Cases	Percentage
21512002		1	<div></div> 0.3%
21620203		4	<div></div> 1.2%
21810302		1	<div></div> 0.3%
21811504		1	<div></div> 0.3%
21910313		1	<div></div> 0.3%
21910317		4	<div></div> 1.2%
22110902		1	<div></div> 0.3%
22110905		1	<div></div> 0.3%
22210602		1	<div></div> 0.3%
22310805		1	<div></div> 0.3%
22312002		1	<div></div> 0.3%
22312101		2	<div></div> 0.6%
22312103		1	<div></div> 0.3%
22312601		1	<div></div> 0.3%
22312801		1	<div></div> 0.3%
22410505		1	<div></div> 0.3%
22510304		1	<div></div> 0.3%
22511103		1	<div></div> 0.3%
22610101		1	<div></div> 0.3%
22610302		1	<div></div> 0.3%
22610303		1	<div></div> 0.3%
22610405		1	<div></div> 0.3%
22810203		1	<div></div> 0.3%
23010709		1	<div></div> 0.3%
23210104		1	<div></div> 0.3%
23220304		1	<div></div> 0.3%
30210102		1	<div></div> 0.3%
30220105		1	<div></div> 0.3%
30220107		1	<div></div> 0.3%
30220302		1	<div></div> 0.3%
30220405		1	<div></div> 0.3%
30220505		1	<div></div> 0.3%
30320102		1	<div></div> 0.3%
30320207		1	<div></div> 0.3%
30320405		1	<div></div> 0.3%
30340204		1	<div></div> 0.3%
30340401		1	<div></div> 0.3%
30340403		1	<div></div> 0.3%
30340507		1	<div></div> 0.3%
30350304		1	<div></div> 0.3%
30350402		1	<div></div> 0.3%
30410201		1	<div></div> 0.3%
30420401		1	<div></div> 0.3%

File : CSEC3K_1

Parish: Parish/ward

Value	Label	Cases	Percentage
30420402		1	0.3%
30430104		1	0.3%
30510208		1	0.3%
30610203		1	0.3%
30610301		4	1.2%
30610601		1	0.3%
30710802		1	0.3%
30710803		1	0.3%
30720203		1	0.3%
30810206		1	0.3%
30910205		1	0.3%
30910305		1	0.3%
30920406		1	0.3%
31010202		1	0.3%
31020603		1	0.3%
31020604		1	0.3%
31020706		1	0.3%
31110302		4	1.2%
31130201		1	0.3%
31210502		1	0.3%
31310205		1	0.3%
31310403		1	0.3%
31410304		1	0.3%
31710101		1	0.3%
31710202		1	0.3%
31710605		1	0.3%
31810302		4	1.2%
31810705		1	0.3%
31811402		1	0.3%
31910303		1	0.3%
31910508		1	0.3%
31910702		1	0.3%
32010303		1	0.3%
32010808		1	0.3%
32110304		1	0.3%
32110505		1	0.3%
32110601		1	0.3%
32110706		1	0.3%
32210802		1	0.3%
32211104		1	0.3%
32310403		1	0.3%
32310604		1	0.3%
32310701		1	0.3%

File : CSEC3K_1

Parish: Parish/ward

Value	Label	Cases	Percentage
32310802		1	0.3%
32510102		1	0.3%
32510305		1	0.3%
32510306		2	0.6%
32710303		1	0.3%
32910602		1	0.3%
33010701		1	0.3%
33010703		1	0.3%
33011001		1	0.3%
40220705		1	0.3%
40220805		1	0.3%
40310102		1	0.3%
40310505		1	0.3%
40320102		1	0.3%
40320504		1	0.3%
40330104		1	0.3%
40410203		1	0.3%
40420704		1	0.3%
40440303		1	0.3%
40510402		1	0.3%
40520803		1	0.3%
40521103		1	0.3%
40530104		1	0.3%
40530203		1	0.3%
40610804		1	0.3%
40620102		1	0.3%
40621003		1	0.3%
40621201		1	0.3%
40630307		1	0.3%
40720204		1	0.3%
40720501		1	0.3%
40730303		1	0.3%
40730604		1	0.3%
40810201		1	0.3%
40811202		1	0.3%
40811304		1	0.3%
40910104		1	0.3%
40920305		1	0.3%
40930103		1	0.3%
41010204		1	0.3%
41010502		1	0.3%
41020101		3	0.9%
41030306		1	0.3%

File : CSEC3K_1

Parish: Parish/ward

Value	Label	Cases	Percentage	
41110301		1	<div></div>	0.3%
41120302		1	<div></div>	0.3%
41130202		1	<div></div>	0.3%
41130402		1	<div></div>	0.3%
41140202		1	<div></div>	0.3%
41140303		1	<div></div>	0.3%
41210304		1	<div></div>	0.3%
41220107		1	<div></div>	0.3%
41220304		1	<div></div>	0.3%
41411601		1	<div></div>	0.3%
41510502		1	<div></div>	0.3%
41510608		1	<div></div>	0.3%
41511004		1	<div></div>	0.3%
41511407		1	<div></div>	0.3%
41710101		1	<div></div>	0.3%
41710201		1	<div></div>	0.3%
41710401		1	<div></div>	0.3%
41710501		1	<div></div>	0.3%
41711004		1	<div></div>	0.3%
41711404		1	<div></div>	0.3%
41810403		1	<div></div>	0.3%
41820102		1	<div></div>	0.3%
41820201		1	<div></div>	0.3%
41820907		1	<div></div>	0.3%
41920402		1	<div></div>	0.3%
42010704		1	<div></div>	0.3%
42010803		1	<div></div>	0.3%
42110801		1	<div></div>	0.3%
42210204		1	<div></div>	0.3%
42310905		1	<div></div>	0.3%
42610402		1	<div></div>	0.3%

Warning: these figures indicate the number of cases found in the data file. They cannot be interpreted as summary statistics of the population of interest.

Villagecode: Village code

Information	[Type= discrete] [Format=numeric] [Range= 1012040204-4261040201] [Missing=*]			
Statistics [NW/ W]	[Valid=324 -/-] [Invalid=0 -/-]			
Value	Label	Cases	Percentage	
1012040204		1	<div></div>	0.3%
1021010402		1	<div></div>	0.3%
1021010802		1	<div></div>	0.3%
1021020205		1	<div></div>	0.3%
1021020504		1	<div></div>	0.3%
1021020601		1	<div></div>	0.3%
1021020805		1	<div></div>	0.3%

File : CSEC3K_1

Villagecode: Village code

Value	Label	Cases	Percentage
1021030109		1	0.3%
1021030203		1	0.3%
1021030412		1	0.3%
1021030504		1	0.3%
1021030509		1	0.3%
1021030606		1	0.3%
1021030803		1	0.3%
1021030904		2	0.6%
1021031208		1	0.3%
1021040102		1	0.3%
1021040203		1	0.3%
1021041002		1	0.3%
1021041118		1	0.3%
1021041701		1	0.3%
1021041903		1	0.3%
1021050106		1	0.3%
1021050307		1	0.3%
1021050405		2	0.6%
1021051004		1	0.3%
1021051305		1	0.3%
1021051506		1	0.3%
1021051832		1	0.3%
1031050505		1	0.3%
1041020405		1	0.3%
1041040304		1	0.3%
1041050403		1	0.3%
1042080404		1	0.3%
1051050201		1	0.3%
1061010108		1	0.3%
1061010902		1	0.3%
1061060602		1	0.3%
1071050302		1	0.3%
1071050503		1	0.3%
1072020601		1	0.3%
1073020305		1	0.3%
1073050702		1	0.3%
1081060309		1	0.3%
1083010101		1	0.3%
1083010505		1	0.3%
1083050204		1	0.3%
1101050107		1	0.3%
1102030601		1	0.3%
1102040107		1	0.3%

File : CSEC3K_1

Villagecode: Village code

Value	Label	Cases	Percentage
1102060309		1	0.3%
1102070403		1	0.3%
1103050102		1	0.3%
1103060102		1	0.3%
1111020105		1	0.3%
1112020403		1	0.3%
1112020618		1	0.3%
1121020302		1	0.3%
1121040209		1	0.3%
1122030104		1	0.3%
1122040303		1	0.3%
1131050402		1	0.3%
1131050505		1	0.3%
1131110205		1	0.3%
1131120307		1	0.3%
1131130204		1	0.3%
1131130602		1	0.3%
1133030101		1	0.3%
1133030109		1	0.3%
1133030504		1	0.3%
1133040308		1	0.3%
1133060601		1	0.3%
1133070102		1	0.3%
1151030204		1	0.3%
1151040307		1	0.3%
1152020907		1	0.3%
1152030702		1	0.3%
1152050405		1	0.3%
1152070306		1	0.3%
1161020501		1	0.3%
1171030802		1	0.3%
1171040504		1	0.3%
1171100309		1	0.3%
1171100312		1	0.3%
1181010407		1	0.3%
1191030304		1	0.3%
1201050202		1	0.3%
1221020604		1	0.3%
1221050203		1	0.3%
1221060206		1	0.3%
1231080303		1	0.3%
1241010603		1	0.3%
1241030216		1	0.3%

File : CSEC3K_1

Villagecode: Village code

Value	Label	Cases	Percentage
1241040102		1	0.3%
1241070106		1	0.3%
1241080210		1	0.3%
2011060205		4	1.2%
2011100902		1	0.3%
2032020304		1	0.3%
2033010101		1	0.3%
2033030403		1	0.3%
2041010302		1	0.3%
2041020405		1	0.3%
2042030105		1	0.3%
2043010103		1	0.3%
2043010202		1	0.3%
2043020514		1	0.3%
2051040101		1	0.3%
2071030105		1	0.3%
2081021402		4	1.2%
2081040401		1	0.3%
2081071301		1	0.3%
2092010105		1	0.3%
2092010401		1	0.3%
2102050401		4	1.2%
2111010504		1	0.3%
2111030302		1	0.3%
2111060303		1	0.3%
2121040306		1	0.3%
2121050407		1	0.3%
2122020101		1	0.3%
2123050204		1	0.3%
2123110101		1	0.3%
2141010403		1	0.3%
2141010604		1	0.3%
2141020206		1	0.3%
2141080105		1	0.3%
2141130103		1	0.3%
2141130307		4	1.2%
2151090208		1	0.3%
2151150202		1	0.3%
2151200204		1	0.3%
2162020306		4	1.2%
2181030213		1	0.3%
2181150401		1	0.3%
2191031301		1	0.3%

File : CSEC3K_1

Villagecode: Village code

Value	Label	Cases	Percentage
2191031702		4	<div></div> 1.2%
2211090203		1	<div></div> 0.3%
2211090505		1	<div></div> 0.3%
2221060201		1	<div></div> 0.3%
2231080506		1	<div></div> 0.3%
2231200204		1	<div></div> 0.3%
2231210104		1	<div></div> 0.3%
2231210105		1	<div></div> 0.3%
2231210302		1	<div></div> 0.3%
2231260115		1	<div></div> 0.3%
2231280102		1	<div></div> 0.3%
2241050511		1	<div></div> 0.3%
2251030415		1	<div></div> 0.3%
2251110322		1	<div></div> 0.3%
2261010102		1	<div></div> 0.3%
2261030205		1	<div></div> 0.3%
2261030301		1	<div></div> 0.3%
2261040510		1	<div></div> 0.3%
2281020304		1	<div></div> 0.3%
2301070905		1	<div></div> 0.3%
2321010406		1	<div></div> 0.3%
2322030405		1	<div></div> 0.3%
3021010215		1	<div></div> 0.3%
3022010508		1	<div></div> 0.3%
3022010708		1	<div></div> 0.3%
3022030205		1	<div></div> 0.3%
3022040505		1	<div></div> 0.3%
3022050502		1	<div></div> 0.3%
3032010205		1	<div></div> 0.3%
3032020706		1	<div></div> 0.3%
3032040506		1	<div></div> 0.3%
3034020408		1	<div></div> 0.3%
3034040102		1	<div></div> 0.3%
3034040304		1	<div></div> 0.3%
3034050711		1	<div></div> 0.3%
3035030411		1	<div></div> 0.3%
3035040205		1	<div></div> 0.3%
3041020101		1	<div></div> 0.3%
3042040105		1	<div></div> 0.3%
3042040201		1	<div></div> 0.3%
3043010404		1	<div></div> 0.3%
3051020803		1	<div></div> 0.3%
3061020306		1	<div></div> 0.3%

File : CSEC3K_1

Villagecode: Village code

Value	Label	Cases	Percentage
3061030101		4	<div></div> 1.2%
3061060103		1	<div></div> 0.3%
3071080206		1	<div></div> 0.3%
3071080301		1	<div></div> 0.3%
3072020302		1	<div></div> 0.3%
3081020606		1	<div></div> 0.3%
3091020502		1	<div></div> 0.3%
3091030501		1	<div></div> 0.3%
3092040606		1	<div></div> 0.3%
3101020203		1	<div></div> 0.3%
3102060309		1	<div></div> 0.3%
3102060408		1	<div></div> 0.3%
3102070603		1	<div></div> 0.3%
3111030202		4	<div></div> 1.2%
3113020101		1	<div></div> 0.3%
3121050202		1	<div></div> 0.3%
3131020505		1	<div></div> 0.3%
3131040312		1	<div></div> 0.3%
3141030403		1	<div></div> 0.3%
3171010102		1	<div></div> 0.3%
3171020201		1	<div></div> 0.3%
3171060512		1	<div></div> 0.3%
3181030204		4	<div></div> 1.2%
3181070501		1	<div></div> 0.3%
3181140207		1	<div></div> 0.3%
3191030304		1	<div></div> 0.3%
3191050803		1	<div></div> 0.3%
3191070202		1	<div></div> 0.3%
3201030323		1	<div></div> 0.3%
3201080801		1	<div></div> 0.3%
3211030405		1	<div></div> 0.3%
3211050502		1	<div></div> 0.3%
3211060105		1	<div></div> 0.3%
3211070617		1	<div></div> 0.3%
3221080206		1	<div></div> 0.3%
3221110412		1	<div></div> 0.3%
3231040301		1	<div></div> 0.3%
3231060409		1	<div></div> 0.3%
3231070104		1	<div></div> 0.3%
3231080204		1	<div></div> 0.3%
3251010205		1	<div></div> 0.3%
3251030508		1	<div></div> 0.3%
3251030601		1	<div></div> 0.3%

File : CSEC3K_1

Villagecode: Village code

Value	Label	Cases	Percentage
3251030602		1	0.3%
3271030305		1	0.3%
3291060206		1	0.3%
3301070101		1	0.3%
3301070303		1	0.3%
3301100102		1	0.3%
4022070507		1	0.3%
4022080505		1	0.3%
4031010202		1	0.3%
4031050502		1	0.3%
4032010205		1	0.3%
4032050403		1	0.3%
4033010412		1	0.3%
4041020302		1	0.3%
4042070409		1	0.3%
4044030303		1	0.3%
4051040205		1	0.3%
4052080304		1	0.3%
4052110310		1	0.3%
4053010409		1	0.3%
4053020304		1	0.3%
4061080401		1	0.3%
4062010203		1	0.3%
4062100306		1	0.3%
4062120102		1	0.3%
4063030706		1	0.3%
4072020402		1	0.3%
4072050104		1	0.3%
4073030305		1	0.3%
4073060419		1	0.3%
4081020104		1	0.3%
4081120206		1	0.3%
4081130406		1	0.3%
4091010401		1	0.3%
4092030509		1	0.3%
4093010304		1	0.3%
4101020405		1	0.3%
4101050204		1	0.3%
4102010106		1	0.3%
4102010107		2	0.6%
4103030601		1	0.3%
4111030105		1	0.3%
4112030202		1	0.3%

File : CSEC3K_1

Villagecode: Village code

Value	Label	Cases	Percentage
4113020204		1	0.3%
4113040203		1	0.3%
4114020204		1	0.3%
4114030308		1	0.3%
4121030414		1	0.3%
4122010704		1	0.3%
4122030405		1	0.3%
4141160106		1	0.3%
4151050204		1	0.3%
4151060812		1	0.3%
4151100404		1	0.3%
4151140703		1	0.3%
4171010109		1	0.3%
4171020103		1	0.3%
4171040107		1	0.3%
4171050107		1	0.3%
4171100404		1	0.3%
4171140402		1	0.3%
4181040301		1	0.3%
4182010203		1	0.3%
4182020104		1	0.3%
4182090702		1	0.3%
4192040205		1	0.3%
4201070403		1	0.3%
4201080309		1	0.3%
4211080107		1	0.3%
4221020401		1	0.3%
4231090509		1	0.3%
4261040201		1	0.3%

Warning: these figures indicate the number of cases found in the data file. They cannot be interpreted as summary statistics of the population of interest.

C3KQ64_1: Clearly written attendance policy

Information	[Type= discrete] [Format=character] [Missing=*]		
Statistics [NW/ W]	[Valid=196 /-] [Invalid=0 /-]		
Value	Label	Cases	Percentage
N		153	78.1%
Y		43	21.9%

Warning: these figures indicate the number of cases found in the data file. They cannot be interpreted as summary statistics of the population of interest.

C3KQ64_2: Disciplinary action “ stern warning

Information	[Type= discrete] [Format=character] [Missing=*]		
Statistics [NW/ W]	[Valid=196 /-] [Invalid=0 /-]		
Value	Label	Cases	Percentage
N		98	50.0%

File : CSEC3K_1			
# C3KQ64_2: Disciplinary action “ stern warning			
Value	Label	Cases	Percentage
Y		98	50.0%
<i>Warning: these figures indicate the number of cases found in the data file. They cannot be interpreted as summary statistics of the population of interest.</i>			
# C3KQ64_3: Disciplinary action “ dismissal/termination			
Information	[Type= discrete] [Format=character] [Missing=*]		
Statistics [NW/ W]	[Valid=196 /-] [Invalid=0 /-]		
Value	Label	Cases	Percentage
N		184	93.9%
Y		12	6.1%
<i>Warning: these figures indicate the number of cases found in the data file. They cannot be interpreted as summary statistics of the population of interest.</i>			
# C3KQ64_4: Increase in allowances			
Information	[Type= discrete] [Format=character] [Missing=*]		
Statistics [NW/ W]	[Valid=196 /-] [Invalid=0 /-]		
Value	Label	Cases	Percentage
N		191	97.4%
Y		5	2.6%
<i>Warning: these figures indicate the number of cases found in the data file. They cannot be interpreted as summary statistics of the population of interest.</i>			
# C3KQ64_5: Salary increment			
Information	[Type= discrete] [Format=character] [Missing=*]		
Statistics [NW/ W]	[Valid=196 /-] [Invalid=0 /-]		
Value	Label	Cases	Percentage
N		196	100.0%
<i>Warning: these figures indicate the number of cases found in the data file. They cannot be interpreted as summary statistics of the population of interest.</i>			
# C3KQ64_6: Provision of housing			
Information	[Type= discrete] [Format=character] [Missing=*]		
Statistics [NW/ W]	[Valid=196 /-] [Invalid=0 /-]		
Value	Label	Cases	Percentage
N		152	77.6%
Y		44	22.4%
<i>Warning: these figures indicate the number of cases found in the data file. They cannot be interpreted as summary statistics of the population of interest.</i>			
# C3KQ64_7: Provision of transport			
Information	[Type= discrete] [Format=character] [Missing=*]		
Statistics [NW/ W]	[Valid=196 /-] [Invalid=0 /-]		
Value	Label	Cases	Percentage
N		196	100.0%
<i>Warning: these figures indicate the number of cases found in the data file. They cannot be interpreted as summary statistics of the population of interest.</i>			
# C3KQ64_8: Introduction of daily attendance registers			
Information	[Type= discrete] [Format=character] [Missing=*]		
Statistics [NW/ W]	[Valid=196 /-] [Invalid=0 /-]		

File : CSEC3K_1

C3KQ64_8: Introduction of daily attendance registers

Value	Label	Cases	Percentage
N		94	<div></div> 48.0%
Y		102	<div></div> 52.0%

Warning: these figures indicate the number of cases found in the data file. They cannot be interpreted as summary statistics of the population of interest.

C3KQ64_9: Improving the work environment through ICT

Information	[Type= discrete] [Format=character] [Missing=*]
Statistics [NW/ W]	[Valid=196 /-] [Invalid=0 /-]

Value	Label	Cases	Percentage
N		195	<div></div> 99.5%
Y		1	<div></div> 0.5%

Warning: these figures indicate the number of cases found in the data file. They cannot be interpreted as summary statistics of the population of interest.

C3KQ64_10: Improving the work environment through favorable policies and work safety improv

Information	[Type= discrete] [Format=character] [Missing=*]
Statistics [NW/ W]	[Valid=196 /-] [Invalid=0 /-]

Value	Label	Cases	Percentage
N		191	<div></div> 97.4%
Y		5	<div></div> 2.6%

Warning: these figures indicate the number of cases found in the data file. They cannot be interpreted as summary statistics of the population of interest.

C3KQ64_11: Close supervision

Information	[Type= discrete] [Format=character] [Missing=*]
Statistics [NW/ W]	[Valid=196 /-] [Invalid=0 /-]

Value	Label	Cases	Percentage
N		118	<div></div> 60.2%
Y		78	<div></div> 39.8%

Warning: these figures indicate the number of cases found in the data file. They cannot be interpreted as summary statistics of the population of interest.

C3KQ64_12: More staff recruited

Information	[Type= discrete] [Format=character] [Missing=*]
Statistics [NW/ W]	[Valid=196 /-] [Invalid=0 /-]

Value	Label	Cases	Percentage
N		188	<div></div> 95.9%
Y		8	<div></div> 4.1%

Warning: these figures indicate the number of cases found in the data file. They cannot be interpreted as summary statistics of the population of interest.

C3KQ64_13: Capacity built in leadership, Mgt/ attendance control

Information	[Type= discrete] [Format=character] [Missing=*]
Statistics [NW/ W]	[Valid=196 /-] [Invalid=0 /-]



Value	Label	Cases	Percentage
N		194	<div></div> 99.0%
Y		2	<div></div> 1.0%

Warning: these figures indicate the number of cases found in the data file. They cannot be interpreted as summary statistics of the population of interest.

File : CSEC3K_1

C3KQ64_14: Flexible work schedule



Information	[Type= discrete] [Format=character] [Missing=*]
Statistics [NW/ W]	[Valid=196 /-] [Invalid=0 /-]

Value	Label	Cases	Percentage
N		155	 79.1%
Y		41	 20.9%

Warning: these figures indicate the number of cases found in the data file. They cannot be interpreted as summary statistics of the population of interest.

C3KQ64_15: Inclusion of absenteeism rate on job performance appraisal



Information	[Type= discrete] [Format=character] [Missing=*]
Statistics [NW/ W]	[Valid=196 /-] [Invalid=0 /-]

Value	Label	Cases	Percentage
N		189	 96.4%
Y		7	 3.6%

Warning: these figures indicate the number of cases found in the data file. They cannot be interpreted as summary statistics of the population of interest.

C3KQ64_16: Recognise staff with outstanding attendance record (employee bonus, award)



Information	[Type= discrete] [Format=character] [Missing=*]
Statistics [NW/ W]	[Valid=196 /-] [Invalid=0 /-]

Value	Label	Cases	Percentage
N		191	 97.4%
Y		5	 2.6%

Warning: these figures indicate the number of cases found in the data file. They cannot be interpreted as summary statistics of the population of interest.

C3KQ64_17: Job enrichment/enlargement/rotation to reduce absenteeism






Information	[Type= discrete] [Format=character] [Missing=*]
Statistics [NW/ W]	[Valid=196 /-] [Invalid=0 /-]

Value	Label	Cases	Percentage
N		194	 99.0%
Y		2	 1.0%

Warning: these figures indicate the number of cases found in the data file. They cannot be interpreted as summary statistics of the population of interest.

C3KQ64_18: Other, please specify

Information	[Type= discrete] [Format=character] [Missing=*]
Statistics [NW/ W]	[Valid=79 /-] [Invalid=0 /-]

Value	Label	Cases	Percentage
Arrival book		2	 2.5%
Away form		1	 1.3%
CLASS MONITORING BY PARENTS		1	 1.3%
DAILY ATTENDENCE DISPLAY CHART		1	 1.3%
DISPLAY DAILY ATTENDENCE REGISTER		1	 1.3%

File : CSEC3K_1

C3KQ64_18: Other, please specify

Value	Label	Cases	Percentage
DISPLAY OF TEACHER'S MONTHLY ATTENDENCE LIST BY PERCENT		1	1.3%
DISPLAY REGISTER ON NOTICE BOARD		1	1.3%
DUTY ROSTER		1	1.3%
Duty Roster		1	1.3%
ESTABLISHMENT OF PERMISSION BOOK		1	1.3%
Filling in absence forms		1	1.3%
Guidance and counselling		1	1.3%
INSPECTION OF SCHEME OF WORK AND LESSON PLAN		1	1.3%
INTRODUCTION OF STAFF ARRIVAL AND DEPARTURE BOOK		1	1.3%
Inspiration from Headteacher		1	1.3%
MAKING THEM ABSCONDMEN LETTERS		1	1.3%
MONTHLY ATTENDENCE FORMS TO THE TOWN CLERK		1	1.3%
MONTHLY ATTENDENCE REGISTER SUBMITTED TO DISTRICT OFFICE		1	1.3%
MONTHLY CHECKUP CHART SIGNED		1	1.3%
MONTHLY REPORTS GIVEN TO THE DISTRICT		1	1.3%
NONE		1	1.3%
None		2	2.5%

File : CSEC3K_1

C3KQ64_18: Other, please specify

Value	Label	Cases	Percentage
OUT OF STATIONBOOK		1	1.3%
Obtaining a written permission		1	1.3%
PROVIDE LUNCHTIME MEALS		1	1.3%
PROVISION OF LUNCH		1	1.3%
PROVISION OF MEALS AT THE SCHOOL		1	1.3%
Provision of lunch		1	1.3%
REGULAR MEETINGS		1	1.3%
REGULAR MEETINGS WITH S.M.C		1	1.3%
REGULAR MEETINGS		1	1.3%
REGULAR MEETINGS WITH MANEGEMENT COMMITTEE.		1	1.3%
REGULAR MEETINS WITH SCHOOL MANAGEMENT COMMITTEE.		1	1.3%
REGULAR STAFF MEETINGS		1	1.3%
Regular joint meetings with School Management Committee		1	1.3%
Regular meetings		1	1.3%
Regular meetings with S.M.C /P.T.A		1	1.3%
SALARY REDUCTION FOR TEACHERS ABSENCE		1	1.3%
SUPERVISING THEIR LESSION PLANS		1	1.3%
Self motivated		1	1.3%

File : CSEC3K_1

C3KQ64_18: Other, please specify

Value	Label	Cases	Percentage
TEACHERS ATTENDANCE REGISTER		1	1.3%
TEACHERS DAILY ATTENTANCE CHART		1	1.3%
TEACHERS DAILY REGISTER MARKED DAILY		1	1.3%
TERMLY TEACHER ATTENDENCE REGISTER		1	1.3%
TRANSFER		1	1.3%
Teacher sensitization		1	1.3%
Teachers arrival book		1	1.3%
Teachers regular meetings with management		1	1.3%
Teachers' leave book		1	1.3%
USE OF PERMISSION LETTERS		1	1.3%
USE OF TEACHERS CODE OF CONDUCT		1	1.3%
USE OF PERMISSION LETTERS		1	1.3%
USE OF APOLOGY LETTERS		1	1.3%
USE OF ARRIVAL BOOK		1	1.3%
USE OF DAILY ATTENDANCE RECORD		2	2.5%
USE OF DEPARTURE BOOK		1	1.3%
USE OF DUTY ROASTER		1	1.3%
USE OF GUIDANCE AND COUNCELLING		1	1.3%

File : CSEC3K_1

C3KQ64_18: Other, please specify

Value	Label	Cases	Percentage
USE OF LOG BOOK		2	2.5%
USE OF PERMISSOM BOOK		1	1.3%
USE OF PERMISSION LETTERS		1	1.3%
USE OF PERMISSION SHEET		2	2.5%
Verbal warning		1	1.3%
WEEKLY DUTY ROSTER		1	1.3%
WITH HOLDING OF SALARY		1	1.3%
WITHHOLDING SALARY		1	1.3%
WRITTEN REASON FOR ABSENTIA		1	1.3%
WRITTEN REQUEST FOR BEING AWAY		1	1.3%
Written permission		1	1.3%
Written permission for leaving School		1	1.3%
explanation to the head teacher		1	1.3%
feeding		1	1.3%
provide lunch		1	1.3%
report to subcounty chief		1	1.3%

Warning: these figures indicate the number of cases found in the data file. They cannot be interpreted as summary statistics of the population of interest.

C3KQ64_19: Other, please specify

Information	[Type= discrete] [Format=character] [Missing=*]		
Statistics [NW/ W]	[Valid=27 /-] [Invalid=0 /-]		
Value	Label	Cases	Percentage
1		1	3.7%
Arrival book		1	3.7%
CHILDRENS BOOKS		1	3.7%
DAILY SENSITIZATION OF SOME TEACHERS		1	3.7%
DEMOTION		1	3.7%

File : CSEC3K_1

C3KQ64_19: Other, please specify

Value	Label	Cases	Percentage
DISPLAY OF ATTENDENCE CHART		1	3.7%
DISPLAY OF DAILY ATTENDENCE		1	3.7%
Duty roster		1	3.7%
HEAD TEACHER HAND OUT RECORD		1	3.7%
LESSON AUDITOR CLASS BY CLASS		1	3.7%
None		1	3.7%
Nothing		1	3.7%
PROVISION OF LUNCH TO TEACHERS		1	3.7%
Provision of meals at school		1	3.7%
REGULAR DISSCUTIONS		1	3.7%
SIGNING A BOOK BY TEACHERS WHO MISS		1	3.7%
Sensitize parents		1	3.7%
TEACHER PERFORMANCE MONITORING BY SUB COUNTY		1	3.7%
TEACHER'S TRANSFERS		1	3.7%
TEACHER'S MONITORING FORM ON CLASS PREPARATION		1	3.7%
USE OF ARRIVAL BOOKS		1	3.7%
USE OF REQUEST LETTERS		1	3.7%
USE OF SCHOOL LOG BOOK		1	3.7%
USE OF THE SCHOOL LOG BOOK		1	3.7%

File : CSEC3K_1

C3KQ64_19: Other, please specify

Value	Label	Cases	Percentage
Use of permission sheets		1	3.7%
WARNING IN STAFF MEETING		1	3.7%
Written permission		1	3.7%

Warning: these figures indicate the number of cases found in the data file. They cannot be interpreted as summary statistics of the population of interest.

C3KQ64_20: Other, please specify

Information	[Type= discrete] [Format=character] [Missing=*]		
Statistics [NW/ W]	[Valid=6 /-] [Invalid=0 /-]		
Value	Label	Cases	Percentage
1		1	16.7%
ARRIVAL BOOK		1	16.7%
ASSESSMENT OF WORK LOAD IN TERM DONE		1	16.7%
None		1	16.7%
Nothing		1	16.7%
USE OF A LOG BOOK		1	16.7%

Warning: these figures indicate the number of cases found in the data file. They cannot be interpreted as summary statistics of the population of interest.

C3KQ64_A: Most effective

Information	[Type= discrete] [Format=numeric] [Range= 1-20] [Missing=*]		
Statistics [NW/ W]	[Valid=303 /-] [Invalid=21 /-]		
Value	Label	Cases	Percentage
1	Clearly written attendace policy	45	14.9%
2	Disiplinary action-stern warning	58	19.1%
3	Disiplinary action-dismissal/terminatio	0	
4	Increase in allowances	1	0.3%
5	Salary increment	0	
6	Provision of housing	22	7.3%
7	Provision of transport	1	0.3%
8	Introduction of daily registers	117	38.6%
9	Improving the work enviroment through ICT	0	
10	Improving the work enviroment through favourable policies and work safety improvements	0	
11	Close supervision	20	6.6%
12	More staff recruited	1	0.3%
13	Capacity built in leadership,Mgt/attendance contro	1	0.3%
14	Flexible work schedule	5	1.7%
15	Inclusion of absenteeism rate on job performance appraisal	0	

File : CSEC3K_1

C3KQ64_A: Most effective

Value	Label	Cases	Percentage
16	Recorgonise staff with outstanding attendance record(employee bonus,award)	1	0.3%
17	Job enrichment/enlargement/rotation to reduce absenteeism	1	0.3%
18	Others,please specify	30	9.9%
19	Others,please specify	0	
20	Others,please specify	0	
Sysmiss		21	

Warning: these figures indicate the number of cases found in the data file. They cannot be interpreted as summary statistics of the population of interest.

C3KQ64_B: Second most effective

Information	[Type= discrete] [Format=numeric] [Range= 1-20] [Missing=*]
Statistics [NW/ W]	[Valid=302 /-] [Invalid=22 /-]

Value	Label	Cases	Percentage
1	Clearly written attendace policy	14	4.6%
2	Disiplinary action-stern warning	76	25.2%
3	Disiplinary action-dismissal/terminatio	11	3.6%
4	Increase in allowances	2	0.7%
5	Salary increment	0	
6	Provision of housing	18	6.0%
7	Provision of transport	1	0.3%
8	Introduction of daily registers	69	22.8%
9	Improving the work enviroment through ICT	0	
10	Improving the work enviroment through favourable policies and work safety improvements	0	
11	Close supervision	42	13.9%
12	More staff recruited	1	0.3%
13	Capacity built in leadership,Mgt/attendance contro	2	0.7%
14	Flexible work schedule	15	5.0%
15	Inclusion of absenteeism rate on job performance appraisal	3	1.0%
16	Recorgonise staff with outstanding attendance record(employee bonus,award)	0	
17	Job enrichment/enlargement/rotation to reduce absenteeism	0	
18	Others,please specify	37	12.3%
19	Others,please specify	11	3.6%
20	Others,please specify	0	
Sysmiss		22	

Warning: these figures indicate the number of cases found in the data file. They cannot be interpreted as summary statistics of the population of interest.

C3KQ64_C: Third most effective

Information	[Type= discrete] [Format=numeric] [Range= 1-20] [Missing=*]
Statistics [NW/ W]	[Valid=301 /-] [Invalid=23 /-]

Value	Label	Cases	Percentage
1	Clearly written attendace policy	11	3.7%
2	Disiplinary action-stern warning	48	15.9%
3	Disiplinary action-dismissal/terminatio	19	6.3%

File : CSEC3K_1

C3KQ64_C: Third most effective

Value	Label	Cases	Percentage
4	Increase in allowances	1	0.3%
5	Salary increment	1	0.3%
6	Provision of housing	18	6.0%
7	Provision of transport	0	
8	Introduction of daily registers	33	11.0%
9	Improving the work enviroment through ICT	0	
10	Improving the work enviroment through favourable policies and work safety improvements	1	0.3%
11	Close supervision	66	21.9%
12	More staff recruited	1	0.3%
13	Capacity built in leadership,Mgt/attendance contro	0	
14	Flexible work schedule	22	7.3%
15	Inclusion of absenteeism rate on job performance appraisal	3	1.0%
16	Recorgonise staff with outstanding attendance record(employee bonus,award)	0	
17	Job enrichment/enlargement/rotation to reduce absenteeism	0	
18	Others,please specify	43	14.3%
19	Others,please specify	27	9.0%
20	Others,please specify	7	2.3%
Sysmiss		23	

Warning: these figures indicate the number of cases found in the data file. They cannot be interpreted as summary statistics of the population of interest.

Survey_Visit: Select visit 1 or 2 for the entire survey

Information		[Type= discrete] [Format=numeric] [Range= 1-2] [Missing=*]		
Statistics [NW/ W]		[Valid=324 /-] [Invalid=0 /-]		
Value	Label	Cases	Percentage	
1	Visit 1	47	<div></div>	14.5%
2	Visit 2	277	<div></div>	85.5%

Warning: these figures indicate the number of cases found in the data file. They cannot be interpreted as summary statistics of the population of interest.

Education_Response: Education Response Status

Information		[Type= discrete] [Format=numeric] [Range= 1-3] [Missing=*]	
Statistics [NW/ W]		[Valid=301 /-] [Invalid=23 /-]	
Value	Label	Cases	Percentage
1	Completed	167	<div></div> 55.5%
2	Partially Done	47	<div></div> 15.6%
3	Not Done	87	<div></div> 28.9%
Sysmiss		23	




















Warning: these figures indicate the number of cases found in the data file. They cannot be interpreted as summary statistics of the population of interest.

Reason_Edu_Not_Done: Reason Education was not done:

Information	[Type= discrete] [Format=character] [Missing=*]
Statistics [NW/ W]	[Valid=82 /-]

File : CSEC3K_1

Reason_Edu_Not_Done: Reason Education was not done:

Value	Label	Cases	Percentage
Away for holiday.		1	 1.2%
Away for holidays		1	 1.2%
CALL BACK. PERSON RESPONSIBLE NOT AROUND EVEN ON VISIT 2 ITS STILL AN APPOINTMENT BUT THEY ARE JUST TOSSING ME AROUND		1	 1.2%
HOLIDAY		2	 2.4%
HOLIDAY & WEEKEND		1	 1.2%
HOLIDAY TIME		2	 2.4%
HOLIDAY/ MUSIC FESTIVAL		1	 1.2%
HOLIDAYS		1	 1.2%
Holidays and no teachers around for data		1	 1.2%
IT WAS HOLIDAY TIME SO THE SCHOOL WAS CLOSED		1	 1.2%
No Contact		1	 1.2%
No respondent since the school closed for holiday		1	 1.2%
Not done Schools in holidays		1	 1.2%
Not done schools in holidays		1	 1.2%
OFF for HOLIDAY. HM NOT FOUND		1	 1.2%
On holiday		12	 14.6%
Over a weekend		1	 1.2%
REFUSED		1	 1.2%
SCHOOL CLOSED FOR HOLIDAY		4	 4.9%

File : CSEC3K_1

Reason_Edu_Not_Done: Reason Education was not done:

Value	Label	Cases	Percentage
SCHOOL CLOSED FOR HOLIDAYS		3	3.7%
SCHOOL CLOSED FOR HOLIDAYS. NO ONE AROUND		1	1.2%
SCHOOL CLOSED, ITS A WEEKEND		1	1.2%
SCHOOL IN HOLIDAY		4	4.9%
SCHOOL IN HOLIDAYS		1	1.2%
SCHOOL WAS CLOSED FOR HOLIDAYS		1	1.2%
SCHOOL WAS CLOSED IT WAS HOLIDAYS		1	1.2%
SCHOOLS IN HOLIDAYS		1	1.2%
SCHOOLS IN HOLIDAYS FULLY CLOSED		1	1.2%
Schools in holidays		1	1.2%
Shools in holidays		1	1.2%
THE SCHOOL HAD CLOSED FOR HOLIDAYS		1	1.2%
THE SCHOOL WAS CLOSED BECAUSE IT WAS HOLIDAY TIME		1	1.2%
THE SCHOOL WAS CLOSED FOR HOLIDAYS		2	2.4%
THE SCHOOL WAS CLOSED SINCE IT WAS STILL HOLIDAY TIME		1	1.2%
THE SCHOOL WAS STILL CLOSED FOR HOLIDAYS		1	1.2%

File : CSEC3K_1

Reason_Edu_Not_Done: Reason Education was not done:

Value	Label	Cases	Percentage
The school was still closed for holidays		1	1.2%
WEEKEND		2	2.4%
Weekend		1	1.2%
holiday		6	7.3%
holiday time		2	2.4%
holidays		2	2.4%
no one was present at school		1	1.2%
no school at the island		1	1.2%
not school day, weekend		1	1.2%
on holiday		1	1.2%
school closed for holidays		2	2.4%
school closed for holidays.no one found to respond		1	1.2%
schools in holidays		2	2.4%
weekend		2	2.4%

Warning: these figures indicate the number of cases found in the data file. They cannot be interpreted as summary statistics of the population of interest.

File : CSEC3L

District_Name: District name

Information [Type= discrete] [Format=numeric] [Range= 101-426] [Missing=*]

Statistics [NW/ W] [Valid=309 /-] [Invalid=0 /-]

Value	Label	Cases	Percentage
101		1	0.3%
102		31	10.0%
103		1	0.3%
104		4	1.3%
105		1	0.3%
106		3	1.0%
107		5	1.6%
108		4	1.3%
110		7	2.3%
111		3	1.0%
112		4	1.3%
113		12	3.9%
115		6	1.9%
116		1	0.3%
117		4	1.3%
118		1	0.3%
119		1	0.3%
120		1	0.3%
122		3	1.0%
123		1	0.3%
124		5	1.6%
201		3	1.0%
203		3	1.0%
204		6	1.9%
205		1	0.3%
207		1	0.3%
208		4	1.3%
209		2	0.6%
210		2	0.6%
211		3	1.0%
212		5	1.6%
214		9	2.9%
215		3	1.0%
216		2	0.6%
218		2	0.6%
219		3	1.0%
221		2	0.6%
222		1	0.3%
223		7	2.3%
224		1	0.3%
225		2	0.6%

File : CSEC3L

District_Name: District name

Value	Label	Cases	Percentage
226		4	1.3%
228		1	0.3%
230		1	0.3%
232		2	0.6%
302		6	1.9%
303		9	2.9%
304		4	1.3%
305		1	0.3%
306		4	1.3%
307		3	1.0%
308		1	0.3%
309		3	1.0%
310		4	1.3%
311		3	1.0%
312		1	0.3%
313		2	0.6%
314		1	0.3%
317		3	1.0%
318		4	1.3%
319		3	1.0%
320		2	0.6%
321		4	1.3%
322		2	0.6%
323		4	1.3%
325		4	1.3%
327		1	0.3%
329		1	0.3%
330		3	1.0%
402		2	0.6%
403		5	1.6%
404		3	1.0%
405		5	1.6%
406		5	1.6%
407		4	1.3%
408		3	1.0%
409		3	1.0%
410		6	1.9%
411		6	1.9%
412		3	1.0%
414		1	0.3%
415		4	1.3%
417		6	1.9%
418		4	1.3%

File : CSEC3L

District_Name: District name

Value	Label	Cases	Percentage
419		1	0.3%
420		2	0.6%
421		1	0.3%
422		1	0.3%
423		1	0.3%
426		1	0.3%

Warning: these figures indicate the number of cases found in the data file. They cannot be interpreted as summary statistics of the population of interest.

SubCounty: Sub-county/division/town council

Information	[Type= discrete] [Format=numeric] [Range= 101204-426104] [Missing=*]
Statistics [NW/ W]	[Valid=309 /-] [Invalid=0 /-]

Value	Label	Cases	Percentage
101204		1	0.3%
102101		2	0.6%
102102		4	1.3%
102103		12	3.9%
102104		6	1.9%
102105		7	2.3%
103105		1	0.3%
104102		1	0.3%
104104		1	0.3%
104105		1	0.3%
104208		1	0.3%
105105		1	0.3%
106101		2	0.6%
106106		1	0.3%
107105		2	0.6%
107202		1	0.3%
107302		1	0.3%
107305		1	0.3%
108106		1	0.3%
108301		2	0.6%
108305		1	0.3%
110105		1	0.3%
110203		1	0.3%
110204		1	0.3%
110206		1	0.3%
110207		1	0.3%
110305		1	0.3%
110306		1	0.3%
111102		1	0.3%
111202		2	0.6%
112102		1	0.3%
112104		1	0.3%

File : CSEC3L

SubCounty: Sub-county/division/town council

Value	Label	Cases	Percentage
112203		1	<div></div> 0.3%
112204		1	<div></div> 0.3%
113105		2	<div></div> 0.6%
113111		1	<div></div> 0.3%
113112		1	<div></div> 0.3%
113113		2	<div></div> 0.6%
113303		3	<div></div> 1.0%
113304		1	<div></div> 0.3%
113306		1	<div></div> 0.3%
113307		1	<div></div> 0.3%
115103		1	<div></div> 0.3%
115104		1	<div></div> 0.3%
115202		1	<div></div> 0.3%
115203		1	<div></div> 0.3%
115205		1	<div></div> 0.3%
115207		1	<div></div> 0.3%
116102		1	<div></div> 0.3%
117103		1	<div></div> 0.3%
117104		1	<div></div> 0.3%
117110		2	<div></div> 0.6%
118101		1	<div></div> 0.3%
119103		1	<div></div> 0.3%
120105		1	<div></div> 0.3%
122102		1	<div></div> 0.3%
122105		1	<div></div> 0.3%
122106		1	<div></div> 0.3%
123108		1	<div></div> 0.3%
124101		1	<div></div> 0.3%
124103		1	<div></div> 0.3%
124104		1	<div></div> 0.3%
124107		1	<div></div> 0.3%
124108		1	<div></div> 0.3%
201106		2	<div></div> 0.6%
201110		1	<div></div> 0.3%
203202		1	<div></div> 0.3%
203301		1	<div></div> 0.3%
203303		1	<div></div> 0.3%
204101		1	<div></div> 0.3%
204102		1	<div></div> 0.3%
204203		1	<div></div> 0.3%
204301		2	<div></div> 0.6%
204302		1	<div></div> 0.3%
205104		1	<div></div> 0.3%

File : CSEC3L

SubCounty: Sub-county/division/town council

Value	Label	Cases	Percentage
207103		1	0.3%
208102		2	0.6%
208104		1	0.3%
208107		1	0.3%
209201		2	0.6%
210205		2	0.6%
211101		1	0.3%
211103		1	0.3%
211106		1	0.3%
212104		1	0.3%
212105		1	0.3%
212202		1	0.3%
212305		1	0.3%
212311		1	0.3%
214101		2	0.6%
214102		1	0.3%
214108		1	0.3%
214113		5	1.6%
215109		1	0.3%
215115		1	0.3%
215120		1	0.3%
216202		2	0.6%
218103		1	0.3%
218115		1	0.3%
219103		3	1.0%
221109		2	0.6%
222106		1	0.3%
223108		1	0.3%
223120		1	0.3%
223121		3	1.0%
223126		1	0.3%
223128		1	0.3%
224105		1	0.3%
225103		1	0.3%
225111		1	0.3%
226101		1	0.3%
226103		2	0.6%
226104		1	0.3%
228102		1	0.3%
230107		1	0.3%
232101		1	0.3%
232203		1	0.3%
302101		1	0.3%

File : CSEC3L

SubCounty: Sub-county/division/town council

Value	Label	Cases	Percentage
302201		2	<div></div> 0.6%
302203		1	<div></div> 0.3%
302204		1	<div></div> 0.3%
302205		1	<div></div> 0.3%
303201		1	<div></div> 0.3%
303202		1	<div></div> 0.3%
303204		1	<div></div> 0.3%
303402		1	<div></div> 0.3%
303404		2	<div></div> 0.6%
303405		1	<div></div> 0.3%
303503		1	<div></div> 0.3%
303504		1	<div></div> 0.3%
304102		1	<div></div> 0.3%
304204		2	<div></div> 0.6%
304301		1	<div></div> 0.3%
305102		1	<div></div> 0.3%
306102		1	<div></div> 0.3%
306103		2	<div></div> 0.6%
306106		1	<div></div> 0.3%
307108		2	<div></div> 0.6%
307202		1	<div></div> 0.3%
308102		1	<div></div> 0.3%
309102		1	<div></div> 0.3%
309103		1	<div></div> 0.3%
309204		1	<div></div> 0.3%
310102		1	<div></div> 0.3%
310206		2	<div></div> 0.6%
310207		1	<div></div> 0.3%
311103		2	<div></div> 0.6%
311302		1	<div></div> 0.3%
312105		1	<div></div> 0.3%
313102		1	<div></div> 0.3%
313104		1	<div></div> 0.3%
314103		1	<div></div> 0.3%
317101		1	<div></div> 0.3%
317102		1	<div></div> 0.3%
317106		1	<div></div> 0.3%
318103		2	<div></div> 0.6%
318107		1	<div></div> 0.3%
318114		1	<div></div> 0.3%
319103		1	<div></div> 0.3%
319105		1	<div></div> 0.3%
319107		1	<div></div> 0.3%

File : CSEC3L

SubCounty: Sub-county/division/town council

Value	Label	Cases	Percentage
320103		1	<div></div> 0.3%
320108		1	<div></div> 0.3%
321103		1	<div></div> 0.3%
321105		1	<div></div> 0.3%
321106		1	<div></div> 0.3%
321107		1	<div></div> 0.3%
322108		1	<div></div> 0.3%
322111		1	<div></div> 0.3%
323104		1	<div></div> 0.3%
323106		1	<div></div> 0.3%
323107		1	<div></div> 0.3%
323108		1	<div></div> 0.3%
325101		1	<div></div> 0.3%
325103		3	<div></div> 1.0%
327103		1	<div></div> 0.3%
329106		1	<div></div> 0.3%
330107		2	<div></div> 0.6%
330110		1	<div></div> 0.3%
402207		1	<div></div> 0.3%
402208		1	<div></div> 0.3%
403101		1	<div></div> 0.3%
403105		1	<div></div> 0.3%
403201		1	<div></div> 0.3%
403205		1	<div></div> 0.3%
403301		1	<div></div> 0.3%
404102		1	<div></div> 0.3%
404207		1	<div></div> 0.3%
404403		1	<div></div> 0.3%
405104		1	<div></div> 0.3%
405208		1	<div></div> 0.3%
405211		1	<div></div> 0.3%
405301		1	<div></div> 0.3%
405302		1	<div></div> 0.3%
406108		1	<div></div> 0.3%
406201		1	<div></div> 0.3%
406210		1	<div></div> 0.3%
406212		1	<div></div> 0.3%
406303		1	<div></div> 0.3%
407202		1	<div></div> 0.3%
407205		1	<div></div> 0.3%
407303		1	<div></div> 0.3%
407306		1	<div></div> 0.3%
408102		1	<div></div> 0.3%

File : CSEC3L

SubCounty: Sub-county/division/town council

Value	Label	Cases	Percentage
408112		1	<div></div> 0.3%
408113		1	<div></div> 0.3%
409101		1	<div></div> 0.3%
409203		1	<div></div> 0.3%
409301		1	<div></div> 0.3%
410102		1	<div></div> 0.3%
410105		1	<div></div> 0.3%
410201		3	<div></div> 1.0%
410303		1	<div></div> 0.3%
411103		1	<div></div> 0.3%
411203		1	<div></div> 0.3%
411302		1	<div></div> 0.3%
411304		1	<div></div> 0.3%
411402		1	<div></div> 0.3%
411403		1	<div></div> 0.3%
412103		1	<div></div> 0.3%
412201		1	<div></div> 0.3%
412203		1	<div></div> 0.3%
414116		1	<div></div> 0.3%
415105		1	<div></div> 0.3%
415106		1	<div></div> 0.3%
415110		1	<div></div> 0.3%
415114		1	<div></div> 0.3%
417101		1	<div></div> 0.3%
417102		1	<div></div> 0.3%
417104		1	<div></div> 0.3%
417105		1	<div></div> 0.3%
417110		1	<div></div> 0.3%
417114		1	<div></div> 0.3%
418104		1	<div></div> 0.3%
418201		1	<div></div> 0.3%
418202		1	<div></div> 0.3%
418209		1	<div></div> 0.3%
419204		1	<div></div> 0.3%
420107		1	<div></div> 0.3%
420108		1	<div></div> 0.3%
421108		1	<div></div> 0.3%
422102		1	<div></div> 0.3%
423109		1	<div></div> 0.3%
426104		1	<div></div> 0.3%

Warning: these figures indicate the number of cases found in the data file. They cannot be interpreted as summary statistics of the population of interest.

Parish: Parish/ward

Information [Type= discrete] [Format=numeric] [Range= 10120402-42610402] [Missing=*]

File : CSEC3L

Parish: Parish/ward

Statistics [NW/ W] [Valid=309 /-] [Invalid=0 /-]

Value	Label	Cases	Percentage
10120402		1	0.3%
10210104		1	0.3%
10210108		1	0.3%
10210202		1	0.3%
10210205		1	0.3%
10210206		1	0.3%
10210208		1	0.3%
10210301		1	0.3%
10210302		1	0.3%
10210304		1	0.3%
10210305		2	0.6%
10210306		1	0.3%
10210308		1	0.3%
10210309		4	1.3%
10210312		1	0.3%
10210401		1	0.3%
10210402		1	0.3%
10210410		1	0.3%
10210411		1	0.3%
10210417		1	0.3%
10210419		1	0.3%
10210501		1	0.3%
10210503		1	0.3%
10210504		1	0.3%
10210510		1	0.3%
10210513		1	0.3%
10210515		1	0.3%
10210518		1	0.3%
10310505		1	0.3%
10410204		1	0.3%
10410403		1	0.3%
10410504		1	0.3%
10420804		1	0.3%
10510502		1	0.3%
10610101		1	0.3%
10610109		1	0.3%
10610606		1	0.3%
10710503		1	0.3%
10710505		1	0.3%
10720206		1	0.3%
10730203		1	0.3%
10730507		1	0.3%

File : CSEC3L

Parish: Parish/ward

Value	Label	Cases	Percentage
10810603		1	0.3%
10830101		1	0.3%
10830105		1	0.3%
10830502		1	0.3%
11010501		1	0.3%
11020306		1	0.3%
11020401		1	0.3%
11020603		1	0.3%
11020704		1	0.3%
11030501		1	0.3%
11030601		1	0.3%
11110201		1	0.3%
11120204		1	0.3%
11120206		1	0.3%
11210203		1	0.3%
11210402		1	0.3%
11220301		1	0.3%
11220403		1	0.3%
11310504		1	0.3%
11310505		1	0.3%
11311102		1	0.3%
11311203		1	0.3%
11311302		1	0.3%
11311306		1	0.3%
11330301		2	0.6%
11330305		1	0.3%
11330403		1	0.3%
11330606		1	0.3%
11330701		1	0.3%
11510302		1	0.3%
11510403		1	0.3%
11520209		1	0.3%
11520307		1	0.3%
11520504		1	0.3%
11520703		1	0.3%
11610205		1	0.3%
11710308		1	0.3%
11710405		1	0.3%
11711003		2	0.6%
11810104		1	0.3%
11910303		1	0.3%
12010502		1	0.3%
12210206		1	0.3%

File : CSEC3L

Parish: Parish/ward

Value	Label	Cases	Percentage
12210502		1	0.3%
12210602		1	0.3%
12310803		1	0.3%
12410106		1	0.3%
12410302		1	0.3%
12410401		1	0.3%
12410701		1	0.3%
12410802		1	0.3%
20110602		2	0.6%
20111009		1	0.3%
20320203		1	0.3%
20330101		1	0.3%
20330304		1	0.3%
20410103		1	0.3%
20410204		1	0.3%
20420301		1	0.3%
20430101		1	0.3%
20430102		1	0.3%
20430205		1	0.3%
20510401		1	0.3%
20710301		1	0.3%
20810214		2	0.6%
20810404		1	0.3%
20810713		1	0.3%
20920101		1	0.3%
20920104		1	0.3%
21020504		2	0.6%
21110105		1	0.3%
21110303		1	0.3%
21110603		1	0.3%
21210403		1	0.3%
21210504		1	0.3%
21220201		1	0.3%
21230502		1	0.3%
21231101		1	0.3%
21410104		1	0.3%
21410106		1	0.3%
21410202		1	0.3%
21410801		1	0.3%
21411301		1	0.3%
21411303		4	1.3%
21510902		1	0.3%
21511502		1	0.3%

File : CSEC3L

Parish: Parish/ward

Value	Label	Cases	Percentage
21512002		1	<div></div> 0.3%
21620203		2	<div></div> 0.6%
21810302		1	<div></div> 0.3%
21811504		1	<div></div> 0.3%
21910313		1	<div></div> 0.3%
21910317		2	<div></div> 0.6%
22110902		1	<div></div> 0.3%
22110905		1	<div></div> 0.3%
22210602		1	<div></div> 0.3%
22310805		1	<div></div> 0.3%
22312002		1	<div></div> 0.3%
22312101		2	<div></div> 0.6%
22312103		1	<div></div> 0.3%
22312601		1	<div></div> 0.3%
22312801		1	<div></div> 0.3%
22410505		1	<div></div> 0.3%
22510304		1	<div></div> 0.3%
22511103		1	<div></div> 0.3%
22610101		1	<div></div> 0.3%
22610302		1	<div></div> 0.3%
22610303		1	<div></div> 0.3%
22610405		1	<div></div> 0.3%
22810203		1	<div></div> 0.3%
23010709		1	<div></div> 0.3%
23210104		1	<div></div> 0.3%
23220304		1	<div></div> 0.3%
30210102		1	<div></div> 0.3%
30220105		1	<div></div> 0.3%
30220107		1	<div></div> 0.3%
30220302		1	<div></div> 0.3%
30220405		1	<div></div> 0.3%
30220505		1	<div></div> 0.3%
30320102		1	<div></div> 0.3%
30320207		1	<div></div> 0.3%
30320405		1	<div></div> 0.3%
30340204		1	<div></div> 0.3%
30340401		1	<div></div> 0.3%
30340403		1	<div></div> 0.3%
30340507		1	<div></div> 0.3%
30350304		1	<div></div> 0.3%
30350402		1	<div></div> 0.3%
30410201		1	<div></div> 0.3%
30420401		1	<div></div> 0.3%

File : CSEC3L

Parish: Parish/ward

Value	Label	Cases	Percentage
30420402		1	0.3%
30430104		1	0.3%
30510208		1	0.3%
30610203		1	0.3%
30610301		2	0.6%
30610601		1	0.3%
30710802		1	0.3%
30710803		1	0.3%
30720203		1	0.3%
30810206		1	0.3%
30910205		1	0.3%
30910305		1	0.3%
30920406		1	0.3%
31010202		1	0.3%
31020603		1	0.3%
31020604		1	0.3%
31020706		1	0.3%
31110302		2	0.6%
31130201		1	0.3%
31210502		1	0.3%
31310205		1	0.3%
31310403		1	0.3%
31410304		1	0.3%
31710101		1	0.3%
31710202		1	0.3%
31710605		1	0.3%
31810302		2	0.6%
31810705		1	0.3%
31811402		1	0.3%
31910303		1	0.3%
31910508		1	0.3%
31910702		1	0.3%
32010303		1	0.3%
32010808		1	0.3%
32110304		1	0.3%
32110505		1	0.3%
32110601		1	0.3%
32110706		1	0.3%
32210802		1	0.3%
32211104		1	0.3%
32310403		1	0.3%
32310604		1	0.3%
32310701		1	0.3%

File : CSEC3L

Parish: Parish/ward

Value	Label	Cases	Percentage
32310802		1	0.3%
32510102		1	0.3%
32510305		1	0.3%
32510306		2	0.6%
32710303		1	0.3%
32910602		1	0.3%
33010701		1	0.3%
33010703		1	0.3%
33011001		1	0.3%
40220705		1	0.3%
40220805		1	0.3%
40310102		1	0.3%
40310505		1	0.3%
40320102		1	0.3%
40320504		1	0.3%
40330104		1	0.3%
40410203		1	0.3%
40420704		1	0.3%
40440303		1	0.3%
40510402		1	0.3%
40520803		1	0.3%
40521103		1	0.3%
40530104		1	0.3%
40530203		1	0.3%
40610804		1	0.3%
40620102		1	0.3%
40621003		1	0.3%
40621201		1	0.3%
40630307		1	0.3%
40720204		1	0.3%
40720501		1	0.3%
40730303		1	0.3%
40730604		1	0.3%
40810201		1	0.3%
40811202		1	0.3%
40811304		1	0.3%
40910104		1	0.3%
40920305		1	0.3%
40930103		1	0.3%
41010204		1	0.3%
41010502		1	0.3%
41020101		3	1.0%
41030306		1	0.3%

File : CSEC3L

Parish: Parish/ward

Value	Label	Cases	Percentage	
41110301		1	<div></div>	0.3%
41120302		1	<div></div>	0.3%
41130202		1	<div></div>	0.3%
41130402		1	<div></div>	0.3%
41140202		1	<div></div>	0.3%
41140303		1	<div></div>	0.3%
41210304		1	<div></div>	0.3%
41220107		1	<div></div>	0.3%
41220304		1	<div></div>	0.3%
41411601		1	<div></div>	0.3%
41510502		1	<div></div>	0.3%
41510608		1	<div></div>	0.3%
41511004		1	<div></div>	0.3%
41511407		1	<div></div>	0.3%
41710101		1	<div></div>	0.3%
41710201		1	<div></div>	0.3%
41710401		1	<div></div>	0.3%
41710501		1	<div></div>	0.3%
41711004		1	<div></div>	0.3%
41711404		1	<div></div>	0.3%
41810403		1	<div></div>	0.3%
41820102		1	<div></div>	0.3%
41820201		1	<div></div>	0.3%
41820907		1	<div></div>	0.3%
41920402		1	<div></div>	0.3%
42010704		1	<div></div>	0.3%
42010803		1	<div></div>	0.3%
42110801		1	<div></div>	0.3%
42210204		1	<div></div>	0.3%
42310905		1	<div></div>	0.3%
42610402		1	<div></div>	0.3%

Warning: these figures indicate the number of cases found in the data file. They cannot be interpreted as summary statistics of the population of interest.

Villagecode: Village code

Information	[Type= discrete] [Format=numeric] [Range= 1012040204-4261040201] [Missing=*]			
Statistics [NW/ W]	[Valid=309 /-] [Invalid=0 /-]			
Value	Label	Cases	Percentage	
1012040204		1	<div></div>	0.3%
1021010402		1	<div></div>	0.3%
1021010802		1	<div></div>	0.3%
1021020205		1	<div></div>	0.3%
1021020504		1	<div></div>	0.3%
1021020601		1	<div></div>	0.3%
1021020805		1	<div></div>	0.3%

File : CSEC3L

Villagecode: Village code

Value	Label	Cases	Percentage
1021030109		1	0.3%
1021030203		1	0.3%
1021030412		1	0.3%
1021030504		1	0.3%
1021030509		1	0.3%
1021030606		1	0.3%
1021030803		1	0.3%
1021030904		4	1.3%
1021031208		1	0.3%
1021040102		1	0.3%
1021040203		1	0.3%
1021041002		1	0.3%
1021041118		1	0.3%
1021041701		1	0.3%
1021041903		1	0.3%
1021050106		1	0.3%
1021050307		1	0.3%
1021050405		1	0.3%
1021051004		1	0.3%
1021051305		1	0.3%
1021051506		1	0.3%
1021051832		1	0.3%
1031050505		1	0.3%
1041020405		1	0.3%
1041040304		1	0.3%
1041050403		1	0.3%
1042080404		1	0.3%
1051050201		1	0.3%
1061010108		1	0.3%
1061010902		1	0.3%
1061060602		1	0.3%
1071050302		1	0.3%
1071050503		1	0.3%
1072020601		1	0.3%
1073020305		1	0.3%
1073050702		1	0.3%
1081060309		1	0.3%
1083010101		1	0.3%
1083010505		1	0.3%
1083050204		1	0.3%
1101050107		1	0.3%
1102030601		1	0.3%
1102040107		1	0.3%

File : CSEC3L

Villagecode: Village code

Value	Label	Cases	Percentage
1102060309		1	0.3%
1102070403		1	0.3%
1103050102		1	0.3%
1103060102		1	0.3%
1111020105		1	0.3%
1112020403		1	0.3%
1112020618		1	0.3%
1121020302		1	0.3%
1121040209		1	0.3%
1122030104		1	0.3%
1122040303		1	0.3%
1131050402		1	0.3%
1131050505		1	0.3%
1131110205		1	0.3%
1131120307		1	0.3%
1131130204		1	0.3%
1131130602		1	0.3%
1133030101		1	0.3%
1133030109		1	0.3%
1133030504		1	0.3%
1133040308		1	0.3%
1133060601		1	0.3%
1133070102		1	0.3%
1151030204		1	0.3%
1151040307		1	0.3%
1152020907		1	0.3%
1152030702		1	0.3%
1152050405		1	0.3%
1152070306		1	0.3%
1161020501		1	0.3%
1171030802		1	0.3%
1171040504		1	0.3%
1171100309		1	0.3%
1171100312		1	0.3%
1181010407		1	0.3%
1191030304		1	0.3%
1201050202		1	0.3%
1221020604		1	0.3%
1221050203		1	0.3%
1221060206		1	0.3%
1231080303		1	0.3%
1241010603		1	0.3%
1241030216		1	0.3%

File : CSEC3L

Villagecode: Village code

Value	Label	Cases	Percentage
1241040102		1	0.3%
1241070106		1	0.3%
1241080210		1	0.3%
2011060205		2	0.6%
2011100902		1	0.3%
2032020304		1	0.3%
2033010101		1	0.3%
2033030403		1	0.3%
2041010302		1	0.3%
2041020405		1	0.3%
2042030105		1	0.3%
2043010103		1	0.3%
2043010202		1	0.3%
2043020514		1	0.3%
2051040101		1	0.3%
2071030105		1	0.3%
2081021402		2	0.6%
2081040401		1	0.3%
2081071301		1	0.3%
2092010105		1	0.3%
2092010401		1	0.3%
2102050401		2	0.6%
2111010504		1	0.3%
2111030302		1	0.3%
2111060303		1	0.3%
2121040306		1	0.3%
2121050407		1	0.3%
2122020101		1	0.3%
2123050204		1	0.3%
2123110101		1	0.3%
2141010403		1	0.3%
2141010604		1	0.3%
2141020206		1	0.3%
2141080105		1	0.3%
2141130103		1	0.3%
2141130307		4	1.3%
2151090208		1	0.3%
2151150202		1	0.3%
2151200204		1	0.3%
2162020306		2	0.6%
2181030213		1	0.3%
2181150401		1	0.3%
2191031301		1	0.3%

File : CSEC3L

Villagecode: Village code

Value	Label	Cases	Percentage
2191031702		2	<div></div> 0.6%
2211090203		1	<div></div> 0.3%
2211090505		1	<div></div> 0.3%
2221060201		1	<div></div> 0.3%
2231080506		1	<div></div> 0.3%
2231200204		1	<div></div> 0.3%
2231210104		1	<div></div> 0.3%
2231210105		1	<div></div> 0.3%
2231210302		1	<div></div> 0.3%
2231260115		1	<div></div> 0.3%
2231280102		1	<div></div> 0.3%
2241050511		1	<div></div> 0.3%
2251030415		1	<div></div> 0.3%
2251110322		1	<div></div> 0.3%
2261010102		1	<div></div> 0.3%
2261030205		1	<div></div> 0.3%
2261030301		1	<div></div> 0.3%
2261040510		1	<div></div> 0.3%
2281020304		1	<div></div> 0.3%
2301070905		1	<div></div> 0.3%
2321010406		1	<div></div> 0.3%
2322030405		1	<div></div> 0.3%
3021010215		1	<div></div> 0.3%
3022010508		1	<div></div> 0.3%
3022010708		1	<div></div> 0.3%
3022030205		1	<div></div> 0.3%
3022040505		1	<div></div> 0.3%
3022050502		1	<div></div> 0.3%
3032010205		1	<div></div> 0.3%
3032020706		1	<div></div> 0.3%
3032040506		1	<div></div> 0.3%
3034020408		1	<div></div> 0.3%
3034040102		1	<div></div> 0.3%
3034040304		1	<div></div> 0.3%
3034050711		1	<div></div> 0.3%
3035030411		1	<div></div> 0.3%
3035040205		1	<div></div> 0.3%
3041020101		1	<div></div> 0.3%
3042040105		1	<div></div> 0.3%
3042040201		1	<div></div> 0.3%
3043010404		1	<div></div> 0.3%
3051020803		1	<div></div> 0.3%
3061020306		1	<div></div> 0.3%

File : CSEC3L

Villagecode: Village code

Value	Label	Cases	Percentage
3061030101		2	<div></div> 0.6%
3061060103		1	<div></div> 0.3%
3071080206		1	<div></div> 0.3%
3071080301		1	<div></div> 0.3%
3072020302		1	<div></div> 0.3%
3081020606		1	<div></div> 0.3%
3091020502		1	<div></div> 0.3%
3091030501		1	<div></div> 0.3%
3092040606		1	<div></div> 0.3%
3101020203		1	<div></div> 0.3%
3102060309		1	<div></div> 0.3%
3102060408		1	<div></div> 0.3%
3102070603		1	<div></div> 0.3%
3111030202		2	<div></div> 0.6%
3113020101		1	<div></div> 0.3%
3121050202		1	<div></div> 0.3%
3131020505		1	<div></div> 0.3%
3131040312		1	<div></div> 0.3%
3141030403		1	<div></div> 0.3%
3171010102		1	<div></div> 0.3%
3171020201		1	<div></div> 0.3%
3171060512		1	<div></div> 0.3%
3181030204		2	<div></div> 0.6%
3181070501		1	<div></div> 0.3%
3181140207		1	<div></div> 0.3%
3191030304		1	<div></div> 0.3%
3191050803		1	<div></div> 0.3%
3191070202		1	<div></div> 0.3%
3201030323		1	<div></div> 0.3%
3201080801		1	<div></div> 0.3%
3211030405		1	<div></div> 0.3%
3211050502		1	<div></div> 0.3%
3211060105		1	<div></div> 0.3%
3211070617		1	<div></div> 0.3%
3221080206		1	<div></div> 0.3%
3221110412		1	<div></div> 0.3%
3231040301		1	<div></div> 0.3%
3231060409		1	<div></div> 0.3%
3231070104		1	<div></div> 0.3%
3231080204		1	<div></div> 0.3%
3251010205		1	<div></div> 0.3%
3251030508		1	<div></div> 0.3%
3251030601		1	<div></div> 0.3%

File : CSEC3L

Villagecode: Village code

Value	Label	Cases	Percentage
3251030602		1	0.3%
3271030305		1	0.3%
3291060206		1	0.3%
3301070101		1	0.3%
3301070303		1	0.3%
3301100102		1	0.3%
4022070507		1	0.3%
4022080505		1	0.3%
4031010202		1	0.3%
4031050502		1	0.3%
4032010205		1	0.3%
4032050403		1	0.3%
4033010412		1	0.3%
4041020302		1	0.3%
4042070409		1	0.3%
4044030303		1	0.3%
4051040205		1	0.3%
4052080304		1	0.3%
4052110310		1	0.3%
4053010409		1	0.3%
4053020304		1	0.3%
4061080401		1	0.3%
4062010203		1	0.3%
4062100306		1	0.3%
4062120102		1	0.3%
4063030706		1	0.3%
4072020402		1	0.3%
4072050104		1	0.3%
4073030305		1	0.3%
4073060419		1	0.3%
4081020104		1	0.3%
4081120206		1	0.3%
4081130406		1	0.3%
4091010401		1	0.3%
4092030509		1	0.3%
4093010304		1	0.3%
4101020405		1	0.3%
4101050204		1	0.3%
4102010106		1	0.3%
4102010107		2	0.6%
4103030601		1	0.3%
4111030105		1	0.3%
4112030202		1	0.3%

File : CSEC3L

Villagecode: Village code

Value	Label	Cases	Percentage
4113020204		1	0.3%
4113040203		1	0.3%
4114020204		1	0.3%
4114030308		1	0.3%
4121030414		1	0.3%
4122010704		1	0.3%
4122030405		1	0.3%
4141160106		1	0.3%
4151050204		1	0.3%
4151060812		1	0.3%
4151100404		1	0.3%
4151140703		1	0.3%
4171010109		1	0.3%
4171020103		1	0.3%
4171040107		1	0.3%
4171050107		1	0.3%
4171100404		1	0.3%
4171140402		1	0.3%
4181040301		1	0.3%
4182010203		1	0.3%
4182020104		1	0.3%
4182090702		1	0.3%
4192040205		1	0.3%
4201070403		1	0.3%
4201080309		1	0.3%
4211080107		1	0.3%
4221020401		1	0.3%
4231090509		1	0.3%
4261040201		1	0.3%

Warning: these figures indicate the number of cases found in the data file. They cannot be interpreted as summary statistics of the population of interest.

C3LQ64: What are the major mode of ensuring accountability in this school ?




















Information		[Type= discrete] [Format=numeric] [Range= 1-96] [Missing=*]	
Statistics [NW/ W]		[Valid=289 /-] [Invalid=20 /-]	
Value	Label	Cases	Percentage
1	Auditor	96	<div></div> 33.2%
2	School management/Board of Governors	149	<div></div> 51.6%
3	PTA	2	<div></div> 0.7%
4	Head teacher rules	1	<div></div> 0.3%
96	Other (specify)	41	<div></div> 14.2%
Sysmiss		20	

Warning: these figures indicate the number of cases found in the data file. They cannot be interpreted as summary statistics of the population of interest.

File : CSEC3L			
# C3LQ65: Have there been any cases of misuse of funds in last financial year ?			
Information	[Type= discrete] [Format=numeric] [Range= 1-2] [Missing=*]		
Statistics [NW/ W]	[Valid=289 /-] [Invalid=20 /-]		
Value	Label	Cases	Percentage
1	Yes	6	<div><div></div></div> 2.1%
2	No	283	<div><div></div></div> 97.9%
Sysmiss		20	
<i>Warning: these figures indicate the number of cases found in the data file. They cannot be interpreted as summary statistics of the population of interest.</i>			
# C3LQ66: Who was implicated?			
Information	[Type= discrete] [Format=numeric] [Range= 1-96] [Missing=*]		
Statistics [NW/ W]	[Valid=6 /-] [Invalid=303 /-]		
Value	Label	Cases	Percentage
1	School management	0	
2	Committee member	0	
3	Head teacher	6	<div><div></div></div> 100.0%
96	Other (specify)	0	
Sysmiss		303	
<i>Warning: these figures indicate the number of cases found in the data file. They cannot be interpreted as summary statistics of the population of interest.</i>			
# C3LQ67: What action was taken on the culprits?			
Information	[Type= discrete] [Format=numeric] [Range= 1-96] [Missing=*]		
Statistics [NW/ W]	[Valid=6 /-] [Invalid=303 /-]		
Value	Label	Cases	Percentage
1	Interdicted/suspended	0	
2	Dismissed	0	
3	Reprimanded/Recovered	1	<div><div></div></div> 16.7%
4	None	4	<div><div></div></div> 66.7%
96	Other	1	<div><div></div></div> 16.7%
Sysmiss		303	
<i>Warning: these figures indicate the number of cases found in the data file. They cannot be interpreted as summary statistics of the population of interest.</i>			
# Education_Response: Education Response Status			
Information	[Type= discrete] [Format=numeric] [Range= 1-3] [Missing=*]		
Statistics [NW/ W]	[Valid=286 /-] [Invalid=23 /-]		
Value	Label	Cases	Percentage
1	Completed	153	<div><div></div></div> 53.5%
2	Partially Done	47	<div><div></div></div> 16.4%
3	Not Done	86	<div><div></div></div> 30.1%
Sysmiss		23	
<i>Warning: these figures indicate the number of cases found in the data file. They cannot be interpreted as summary statistics of the population of interest.</i>			
# Reason_Edu_Not_Done: Reason Education was not done:			
Information	[Type= discrete] [Format=character] [Missing=*]		
Statistics [NW/ W]	[Valid=82 /-]		

File : CSEC3L

Reason_Edu_Not_Done: Reason Education was not done:

Value	Label	Cases	Percentage
Away for holiday.		1	 1.2%
Away for holidays		1	 1.2%
CALL BACK. PERSON RESPONSIBLE NOT AROUND EVEN ON VISIT 2 ITS STILL AN APPOINTMENT BUT THEY ARE JUST TOSSING ME AROUND		1	 1.2%
HOLIDAY		2	 2.4%
HOLIDAY & WEEKEND		1	 1.2%
HOLIDAY TIME		2	 2.4%
HOLIDAY/ MUSIC FESTIVAL		1	 1.2%
HOLIDAYS		1	 1.2%
Holidays and no teachers around for data		1	 1.2%
IT WAS HOLIDAY TIME SO THE SCHOOL WAS CLOSED		1	 1.2%
No Contact		1	 1.2%
No respondent since the school closed for holiday		1	 1.2%
Not done Schools in holidays		1	 1.2%
Not done schools in holidays		1	 1.2%
OFF for HOLIDAY. HM NOT FOUND		1	 1.2%
On holiday		12	 14.6%
Over a weekend		1	 1.2%
REFUSED		1	 1.2%
SCHOOL CLOSED FOR HOLIDAY		4	 4.9%

File : CSEC3L

Reason_Edu_Not_Done: Reason Education was not done:

Value	Label	Cases	Percentage
SCHOOL CLOSED FOR HOLIDAYS		3	3.7%
SCHOOL CLOSED FOR HOLIDAYS. NO ONE AROUND		1	1.2%
SCHOOL CLOSED, ITS A WEEKEND		1	1.2%
SCHOOL IN HOLIDAY		4	4.9%
SCHOOL IN HOLIDAYS		1	1.2%
SCHOOL WAS CLOSED FOR HOLIDAYS		1	1.2%
SCHOOL WAS CLOSED IT WAS HOLIDAYS		1	1.2%
SCHOOLS IN HOLIDAYS		1	1.2%
SCHOOLS IN HOLIDAYS FULLY CLOSED		1	1.2%
Schools in holidays		1	1.2%
Shools in holidays		1	1.2%
THE SCHOOL HAD CLOSED FOR HOLIDAYS		1	1.2%
THE SCHOOL WAS CLOSED BECAUSE IT WAS HOLIDAY TIME		1	1.2%
THE SCHOOL WAS CLOSED FOR HOLIDAYS		2	2.4%
THE SCHOOL WAS CLOSED SINCE IT WAS STILL HOLIDAY TIME		1	1.2%
THE SCHOOL WAS STILL CLOSED FOR HOLIDAYS		1	1.2%

File : CSEC3L

Reason_Edu_Not_Done: Reason Education was not done:

Value	Label	Cases	Percentage
The school was still closed for holidays		1	1.2%
WEEKEND		2	2.4%
Weekend		1	1.2%
holiday		6	7.3%
holiday time		2	2.4%
holidays		2	2.4%
no one was present at school		1	1.2%
no school at the island		1	1.2%
not school day, weekend		1	1.2%
on holiday		1	1.2%
school closed for holidays		2	2.4%
school closed for holidays.no one found to respond		1	1.2%
schools in holidays		2	2.4%
weekend		2	2.4%

Warning: these figures indicate the number of cases found in the data file. They cannot be interpreted as summary statistics of the population of interest.

File : CSEC4A

District_Name: District name

Information [Type= discrete] [Format=numeric] [Range= 101-426] [Missing=*]

Statistics [NW/ W] [Valid=308 /-] [Invalid=0 /-]

Value	Label	Cases	Percentage
101		1	0.3%
102		29	9.4%
103		1	0.3%
104		4	1.3%
105		1	0.3%
106		3	1.0%
107		5	1.6%
108		4	1.3%
110		7	2.3%
111		3	1.0%
112		4	1.3%
113		12	3.9%
115		6	1.9%
116		1	0.3%
117		4	1.3%
118		1	0.3%
119		1	0.3%
120		1	0.3%
122		3	1.0%
123		1	0.3%
124		5	1.6%
201		3	1.0%
203		3	1.0%
204		6	1.9%
205		1	0.3%
207		1	0.3%
208		4	1.3%
209		2	0.6%
210		4	1.3%
211		3	1.0%
212		5	1.6%
214		9	2.9%
215		3	1.0%
216		2	0.6%
218		2	0.6%
219		3	1.0%
221		2	0.6%
222		1	0.3%
223		7	2.3%
224		1	0.3%
225		2	0.6%

File : CSEC4A

District_Name: District name

Value	Label	Cases	Percentage
226		4	<div></div> 1.3%
228		1	<div></div> 0.3%
230		1	<div></div> 0.3%
232		2	<div></div> 0.6%
302		6	<div></div> 1.9%
303		9	<div></div> 2.9%
304		4	<div></div> 1.3%
305		1	<div></div> 0.3%
306		4	<div></div> 1.3%
307		3	<div></div> 1.0%
308		1	<div></div> 0.3%
309		3	<div></div> 1.0%
310		4	<div></div> 1.3%
311		3	<div></div> 1.0%
312		1	<div></div> 0.3%
313		2	<div></div> 0.6%
314		1	<div></div> 0.3%
317		3	<div></div> 1.0%
318		4	<div></div> 1.3%
319		3	<div></div> 1.0%
320		2	<div></div> 0.6%
321		4	<div></div> 1.3%
322		2	<div></div> 0.6%
323		4	<div></div> 1.3%
325		4	<div></div> 1.3%
327		1	<div></div> 0.3%
329		1	<div></div> 0.3%
330		3	<div></div> 1.0%
402		2	<div></div> 0.6%
403		5	<div></div> 1.6%
404		3	<div></div> 1.0%
405		5	<div></div> 1.6%
406		5	<div></div> 1.6%
407		4	<div></div> 1.3%
408		3	<div></div> 1.0%
409		3	<div></div> 1.0%
410		5	<div></div> 1.6%
411		6	<div></div> 1.9%
412		3	<div></div> 1.0%
414		1	<div></div> 0.3%
415		4	<div></div> 1.3%
417		6	<div></div> 1.9%
418		4	<div></div> 1.3%

File : CSEC4A

District_Name: District name

Value	Label	Cases	Percentage
419		1	<div><div></div></div> 0.3%
420		2	<div><div></div></div> 0.6%
421		1	<div><div></div></div> 0.3%
422		1	<div><div></div></div> 0.3%
423		1	<div><div></div></div> 0.3%
426		1	<div><div></div></div> 0.3%

Warning: these figures indicate the number of cases found in the data file. They cannot be interpreted as summary statistics of the population of interest.

SubCounty: Sub-county/division/town council

Information	[Type= discrete] [Format=numeric] [Range= 101204-426104] [Missing=*]
Statistics [NW/ W]	[Valid=308 /-] [Invalid=0 /-]

Value	Label	Cases	Percentage
101204		1	<div><div></div></div> 0.3%
102101		2	<div><div></div></div> 0.6%
102102		4	<div><div></div></div> 1.3%
102103		10	<div><div></div></div> 3.2%
102104		6	<div><div></div></div> 1.9%
102105		7	<div><div></div></div> 2.3%
103105		1	<div><div></div></div> 0.3%
104102		1	<div><div></div></div> 0.3%
104104		1	<div><div></div></div> 0.3%
104105		1	<div><div></div></div> 0.3%
104208		1	<div><div></div></div> 0.3%
105105		1	<div><div></div></div> 0.3%
106101		2	<div><div></div></div> 0.6%
106106		1	<div><div></div></div> 0.3%
107105		2	<div><div></div></div> 0.6%
107202		1	<div><div></div></div> 0.3%
107302		1	<div><div></div></div> 0.3%
107305		1	<div><div></div></div> 0.3%
108106		1	<div><div></div></div> 0.3%
108301		2	<div><div></div></div> 0.6%
108305		1	<div><div></div></div> 0.3%
110105		1	<div><div></div></div> 0.3%
110203		1	<div><div></div></div> 0.3%
110204		1	<div><div></div></div> 0.3%
110206		1	<div><div></div></div> 0.3%
110207		1	<div><div></div></div> 0.3%
110305		1	<div><div></div></div> 0.3%
110306		1	<div><div></div></div> 0.3%
111102		1	<div><div></div></div> 0.3%
111202		2	<div><div></div></div> 0.6%
112102		1	<div><div></div></div> 0.3%
112104		1	<div><div></div></div> 0.3%

File : CSEC4A

SubCounty: Sub-county/division/town council

Value	Label	Cases	Percentage
112203		1	<div></div> 0.3%
112204		1	<div></div> 0.3%
113105		2	<div></div> 0.6%
113111		1	<div></div> 0.3%
113112		1	<div></div> 0.3%
113113		2	<div></div> 0.6%
113303		3	<div></div> 1.0%
113304		1	<div></div> 0.3%
113306		1	<div></div> 0.3%
113307		1	<div></div> 0.3%
115103		1	<div></div> 0.3%
115104		1	<div></div> 0.3%
115202		1	<div></div> 0.3%
115203		1	<div></div> 0.3%
115205		1	<div></div> 0.3%
115207		1	<div></div> 0.3%
116102		1	<div></div> 0.3%
117103		1	<div></div> 0.3%
117104		1	<div></div> 0.3%
117110		2	<div></div> 0.6%
118101		1	<div></div> 0.3%
119103		1	<div></div> 0.3%
120105		1	<div></div> 0.3%
122102		1	<div></div> 0.3%
122105		1	<div></div> 0.3%
122106		1	<div></div> 0.3%
123108		1	<div></div> 0.3%
124101		1	<div></div> 0.3%
124103		1	<div></div> 0.3%
124104		1	<div></div> 0.3%
124107		1	<div></div> 0.3%
124108		1	<div></div> 0.3%
201106		2	<div></div> 0.6%
201110		1	<div></div> 0.3%
203202		1	<div></div> 0.3%
203301		1	<div></div> 0.3%
203303		1	<div></div> 0.3%
204101		1	<div></div> 0.3%
204102		1	<div></div> 0.3%
204203		1	<div></div> 0.3%
204301		2	<div></div> 0.6%
204302		1	<div></div> 0.3%
205104		1	<div></div> 0.3%

File : CSEC4A

SubCounty: Sub-county/division/town council

Value	Label	Cases	Percentage
207103		1	0.3%
208102		2	0.6%
208104		1	0.3%
208107		1	0.3%
209201		2	0.6%
210205		4	1.3%
211101		1	0.3%
211103		1	0.3%
211106		1	0.3%
212104		1	0.3%
212105		1	0.3%
212202		1	0.3%
212305		1	0.3%
212311		1	0.3%
214101		2	0.6%
214102		1	0.3%
214108		1	0.3%
214113		5	1.6%
215109		1	0.3%
215115		1	0.3%
215120		1	0.3%
216202		2	0.6%
218103		1	0.3%
218115		1	0.3%
219103		3	1.0%
221109		2	0.6%
222106		1	0.3%
223108		1	0.3%
223120		1	0.3%
223121		3	1.0%
223126		1	0.3%
223128		1	0.3%
224105		1	0.3%
225103		1	0.3%
225111		1	0.3%
226101		1	0.3%
226103		2	0.6%
226104		1	0.3%
228102		1	0.3%
230107		1	0.3%
232101		1	0.3%
232203		1	0.3%
302101		1	0.3%












































File : CSEC4A

SubCounty: Sub-county/division/town council

Value	Label	Cases	Percentage
302201		2	0.6%
302203		1	0.3%
302204		1	0.3%
302205		1	0.3%
303201		1	0.3%
303202		1	0.3%
303204		1	0.3%
303402		1	0.3%
303404		2	0.6%
303405		1	0.3%
303503		1	0.3%
303504		1	0.3%
304102		1	0.3%
304204		2	0.6%
304301		1	0.3%
305102		1	0.3%
306102		1	0.3%
306103		2	0.6%
306106		1	0.3%
307108		2	0.6%
307202		1	0.3%
308102		1	0.3%
309102		1	0.3%
309103		1	0.3%
309204		1	0.3%
310102		1	0.3%
310206		2	0.6%
310207		1	0.3%
311103		2	0.6%
311302		1	0.3%
312105		1	0.3%
313102		1	0.3%
313104		1	0.3%
314103		1	0.3%
317101		1	0.3%
317102		1	0.3%
317106		1	0.3%
318103		2	0.6%
318107		1	0.3%
318114		1	0.3%
319103		1	0.3%
319105		1	0.3%
319107		1	0.3%









































File : CSEC4A

SubCounty: Sub-county/division/town council

Value	Label	Cases	Percentage
320103		1	 0.3%
320108		1	 0.3%
321103		1	 0.3%
321105		1	 0.3%
321106		1	 0.3%
321107		1	 0.3%
322108		1	 0.3%
322111		1	 0.3%
323104		1	 0.3%
323106		1	 0.3%
323107		1	 0.3%
323108		1	 0.3%
325101		1	 0.3%
325103		3	 1.0%
327103		1	 0.3%
329106		1	 0.3%
330107		2	 0.6%
330110		1	 0.3%
402207		1	 0.3%
402208		1	 0.3%
403101		1	 0.3%
403105		1	 0.3%
403201		1	 0.3%
403205		1	 0.3%
403301		1	 0.3%
404102		1	 0.3%
404207		1	 0.3%
404403		1	 0.3%
405104		1	 0.3%
405208		1	 0.3%
405211		1	 0.3%
405301		1	 0.3%
405302		1	 0.3%
406108		1	 0.3%
406201		1	 0.3%
406210		1	 0.3%
406212		1	 0.3%
406303		1	 0.3%
407202		1	 0.3%
407205		1	 0.3%
407303		1	 0.3%
407306		1	 0.3%
408102		1	 0.3%

File : CSEC4A

SubCounty: Sub-county/division/town council

Value	Label	Cases	Percentage
408112		1	 0.3%
408113		1	 0.3%
409101		1	 0.3%
409203		1	 0.3%
409301		1	 0.3%
410102		1	 0.3%
410105		1	 0.3%
410201		2	 0.6%
410303		1	 0.3%
411103		1	 0.3%
411203		1	 0.3%
411302		1	 0.3%
411304		1	 0.3%
411402		1	 0.3%
411403		1	 0.3%
412103		1	 0.3%
412201		1	 0.3%
412203		1	 0.3%
414116		1	 0.3%
415105		1	 0.3%
415106		1	 0.3%
415110		1	 0.3%
415114		1	 0.3%
417101		1	 0.3%
417102		1	 0.3%
417104		1	 0.3%
417105		1	 0.3%
417110		1	 0.3%
417114		1	 0.3%
418104		1	 0.3%
418201		1	 0.3%
418202		1	 0.3%
418209		1	 0.3%
419204		1	 0.3%
420107		1	 0.3%
420108		1	 0.3%
421108		1	 0.3%
422102		1	 0.3%
423109		1	 0.3%
426104		1	 0.3%

Warning: these figures indicate the number of cases found in the data file. They cannot be interpreted as summary statistics of the population of interest.

Parish: Parish/ward

Information [Type= discrete] [Format=numeric] [Range= 10120402-42610402] [Missing=*]

File : CSEC4A

Parish: Parish/ward

Statistics [NW/ W] [Valid=308 /-] [Invalid=0 /-]

Value	Label	Cases	Percentage
10120402		1	0.3%
10210104		1	0.3%
10210108		1	0.3%
10210202		1	0.3%
10210205		1	0.3%
10210206		1	0.3%
10210208		1	0.3%
10210301		1	0.3%
10210302		1	0.3%
10210304		1	0.3%
10210305		2	0.6%
10210306		1	0.3%
10210308		1	0.3%
10210309		2	0.6%
10210312		1	0.3%
10210401		1	0.3%
10210402		1	0.3%
10210410		1	0.3%
10210411		1	0.3%
10210417		1	0.3%
10210419		1	0.3%
10210501		1	0.3%
10210503		1	0.3%
10210504		1	0.3%
10210510		1	0.3%
10210513		1	0.3%
10210515		1	0.3%
10210518		1	0.3%
10310505		1	0.3%
10410204		1	0.3%
10410403		1	0.3%
10410504		1	0.3%
10420804		1	0.3%
10510502		1	0.3%
10610101		1	0.3%
10610109		1	0.3%
10610606		1	0.3%
10710503		1	0.3%
10710505		1	0.3%
10720206		1	0.3%
10730203		1	0.3%
10730507		1	0.3%

File : CSEC4A

Parish: Parish/ward

Value	Label	Cases	Percentage
10810603		1	0.3%
10830101		1	0.3%
10830105		1	0.3%
10830502		1	0.3%
11010501		1	0.3%
11020306		1	0.3%
11020401		1	0.3%
11020603		1	0.3%
11020704		1	0.3%
11030501		1	0.3%
11030601		1	0.3%
11110201		1	0.3%
11120204		1	0.3%
11120206		1	0.3%
11210203		1	0.3%
11210402		1	0.3%
11220301		1	0.3%
11220403		1	0.3%
11310504		1	0.3%
11310505		1	0.3%
11311102		1	0.3%
11311203		1	0.3%
11311302		1	0.3%
11311306		1	0.3%
11330301		2	0.6%
11330305		1	0.3%
11330403		1	0.3%
11330606		1	0.3%
11330701		1	0.3%
11510302		1	0.3%
11510403		1	0.3%
11520209		1	0.3%
11520307		1	0.3%
11520504		1	0.3%
11520703		1	0.3%
11610205		1	0.3%
11710308		1	0.3%
11710405		1	0.3%
11711003		2	0.6%
11810104		1	0.3%
11910303		1	0.3%
12010502		1	0.3%
12210206		1	0.3%

File : CSEC4A

Parish: Parish/ward

Value	Label	Cases	Percentage
12210502		1	0.3%
12210602		1	0.3%
12310803		1	0.3%
12410106		1	0.3%
12410302		1	0.3%
12410401		1	0.3%
12410701		1	0.3%
12410802		1	0.3%
20110602		2	0.6%
20111009		1	0.3%
20320203		1	0.3%
20330101		1	0.3%
20330304		1	0.3%
20410103		1	0.3%
20410204		1	0.3%
20420301		1	0.3%
20430101		1	0.3%
20430102		1	0.3%
20430205		1	0.3%
20510401		1	0.3%
20710301		1	0.3%
20810214		2	0.6%
20810404		1	0.3%
20810713		1	0.3%
20920101		1	0.3%
20920104		1	0.3%
21020504		4	1.3%
21110105		1	0.3%
21110303		1	0.3%
21110603		1	0.3%
21210403		1	0.3%
21210504		1	0.3%
21220201		1	0.3%
21230502		1	0.3%
21231101		1	0.3%
21410104		1	0.3%
21410106		1	0.3%
21410202		1	0.3%
21410801		1	0.3%
21411301		1	0.3%
21411303		4	1.3%
21510902		1	0.3%
21511502		1	0.3%

File : CSEC4A

Parish: Parish/ward

Value	Label	Cases	Percentage
21512002		1	<div><div></div></div> 0.3%
21620203		2	<div><div></div></div> 0.6%
21810302		1	<div><div></div></div> 0.3%
21811504		1	<div><div></div></div> 0.3%
21910313		1	<div><div></div></div> 0.3%
21910317		2	<div><div></div></div> 0.6%
22110902		1	<div><div></div></div> 0.3%
22110905		1	<div><div></div></div> 0.3%
22210602		1	<div><div></div></div> 0.3%
22310805		1	<div><div></div></div> 0.3%
22312002		1	<div><div></div></div> 0.3%
22312101		2	<div><div></div></div> 0.6%
22312103		1	<div><div></div></div> 0.3%
22312601		1	<div><div></div></div> 0.3%
22312801		1	<div><div></div></div> 0.3%
22410505		1	<div><div></div></div> 0.3%
22510304		1	<div><div></div></div> 0.3%
22511103		1	<div><div></div></div> 0.3%
22610101		1	<div><div></div></div> 0.3%
22610302		1	<div><div></div></div> 0.3%
22610303		1	<div><div></div></div> 0.3%
22610405		1	<div><div></div></div> 0.3%
22810203		1	<div><div></div></div> 0.3%
23010709		1	<div><div></div></div> 0.3%
23210104		1	<div><div></div></div> 0.3%
23220304		1	<div><div></div></div> 0.3%
30210102		1	<div><div></div></div> 0.3%
30220105		1	<div><div></div></div> 0.3%
30220107		1	<div><div></div></div> 0.3%
30220302		1	<div><div></div></div> 0.3%
30220405		1	<div><div></div></div> 0.3%
30220505		1	<div><div></div></div> 0.3%
30320102		1	<div><div></div></div> 0.3%
30320207		1	<div><div></div></div> 0.3%
30320405		1	<div><div></div></div> 0.3%
30340204		1	<div><div></div></div> 0.3%
30340401		1	<div><div></div></div> 0.3%
30340403		1	<div><div></div></div> 0.3%
30340507		1	<div><div></div></div> 0.3%
30350304		1	<div><div></div></div> 0.3%
30350402		1	<div><div></div></div> 0.3%
30410201		1	<div><div></div></div> 0.3%
30420401		1	<div><div></div></div> 0.3%

File : CSEC4A

Parish: Parish/ward

Value	Label	Cases	Percentage
30420402		1	0.3%
30430104		1	0.3%
30510208		1	0.3%
30610203		1	0.3%
30610301		2	0.6%
30610601		1	0.3%
30710802		1	0.3%
30710803		1	0.3%
30720203		1	0.3%
30810206		1	0.3%
30910205		1	0.3%
30910305		1	0.3%
30920406		1	0.3%
31010202		1	0.3%
31020603		1	0.3%
31020604		1	0.3%
31020706		1	0.3%
31110302		2	0.6%
31130201		1	0.3%
31210502		1	0.3%
31310205		1	0.3%
31310403		1	0.3%
31410304		1	0.3%
31710101		1	0.3%
31710202		1	0.3%
31710605		1	0.3%
31810302		2	0.6%
31810705		1	0.3%
31811402		1	0.3%
31910303		1	0.3%
31910508		1	0.3%
31910702		1	0.3%
32010303		1	0.3%
32010808		1	0.3%
32110304		1	0.3%
32110505		1	0.3%
32110601		1	0.3%
32110706		1	0.3%
32210802		1	0.3%
32211104		1	0.3%
32310403		1	0.3%
32310604		1	0.3%
32310701		1	0.3%

File : CSEC4A

Parish: Parish/ward

Value	Label	Cases	Percentage
32310802		1	0.3%
32510102		1	0.3%
32510305		1	0.3%
32510306		2	0.6%
32710303		1	0.3%
32910602		1	0.3%
33010701		1	0.3%
33010703		1	0.3%
33011001		1	0.3%
40220705		1	0.3%
40220805		1	0.3%
40310102		1	0.3%
40310505		1	0.3%
40320102		1	0.3%
40320504		1	0.3%
40330104		1	0.3%
40410203		1	0.3%
40420704		1	0.3%
40440303		1	0.3%
40510402		1	0.3%
40520803		1	0.3%
40521103		1	0.3%
40530104		1	0.3%
40530203		1	0.3%
40610804		1	0.3%
40620102		1	0.3%
40621003		1	0.3%
40621201		1	0.3%
40630307		1	0.3%
40720204		1	0.3%
40720501		1	0.3%
40730303		1	0.3%
40730604		1	0.3%
40810201		1	0.3%
40811202		1	0.3%
40811304		1	0.3%
40910104		1	0.3%
40920305		1	0.3%
40930103		1	0.3%
41010204		1	0.3%
41010502		1	0.3%
41020101		2	0.6%
41030306		1	0.3%

File : CSEC4A

Parish: Parish/ward

Value	Label	Cases	Percentage	
41110301		1	<div></div>	0.3%
41120302		1	<div></div>	0.3%
41130202		1	<div></div>	0.3%
41130402		1	<div></div>	0.3%
41140202		1	<div></div>	0.3%
41140303		1	<div></div>	0.3%
41210304		1	<div></div>	0.3%
41220107		1	<div></div>	0.3%
41220304		1	<div></div>	0.3%
41411601		1	<div></div>	0.3%
41510502		1	<div></div>	0.3%
41510608		1	<div></div>	0.3%
41511004		1	<div></div>	0.3%
41511407		1	<div></div>	0.3%
41710101		1	<div></div>	0.3%
41710201		1	<div></div>	0.3%
41710401		1	<div></div>	0.3%
41710501		1	<div></div>	0.3%
41711004		1	<div></div>	0.3%
41711404		1	<div></div>	0.3%
41810403		1	<div></div>	0.3%
41820102		1	<div></div>	0.3%
41820201		1	<div></div>	0.3%
41820907		1	<div></div>	0.3%
41920402		1	<div></div>	0.3%
42010704		1	<div></div>	0.3%
42010803		1	<div></div>	0.3%
42110801		1	<div></div>	0.3%
42210204		1	<div></div>	0.3%
42310905		1	<div></div>	0.3%
42610402		1	<div></div>	0.3%

Warning: these figures indicate the number of cases found in the data file. They cannot be interpreted as summary statistics of the population of interest.

Villagecode: Village code

Information	[Type= discrete] [Format=numeric] [Range= 1012040204-4261040201] [Missing=*]			
Statistics [NW/ W]	[Valid=308 /-] [Invalid=0 /-]			
Value	Label	Cases	Percentage	
1012040204		1	<div></div>	0.3%
1021010402		1	<div></div>	0.3%
1021010802		1	<div></div>	0.3%
1021020205		1	<div></div>	0.3%
1021020504		1	<div></div>	0.3%
1021020601		1	<div></div>	0.3%
1021020805		1	<div></div>	0.3%

File : CSEC4A

Villagecode: Village code

Value	Label	Cases	Percentage
1021030109		1	0.3%
1021030203		1	0.3%
1021030412		1	0.3%
1021030504		1	0.3%
1021030509		1	0.3%
1021030606		1	0.3%
1021030803		1	0.3%
1021030904		2	0.6%
1021031208		1	0.3%
1021040102		1	0.3%
1021040203		1	0.3%
1021041002		1	0.3%
1021041118		1	0.3%
1021041701		1	0.3%
1021041903		1	0.3%
1021050106		1	0.3%
1021050307		1	0.3%
1021050405		1	0.3%
1021051004		1	0.3%
1021051305		1	0.3%
1021051506		1	0.3%
1021051832		1	0.3%
1031050505		1	0.3%
1041020405		1	0.3%
1041040304		1	0.3%
1041050403		1	0.3%
1042080404		1	0.3%
1051050201		1	0.3%
1061010108		1	0.3%
1061010902		1	0.3%
1061060602		1	0.3%
1071050302		1	0.3%
1071050503		1	0.3%
1072020601		1	0.3%
1073020305		1	0.3%
1073050702		1	0.3%
1081060309		1	0.3%
1083010101		1	0.3%
1083010505		1	0.3%
1083050204		1	0.3%
1101050107		1	0.3%
1102030601		1	0.3%
1102040107		1	0.3%

File : CSEC4A

Villagecode: Village code

Value	Label	Cases	Percentage
1102060309		1	0.3%
1102070403		1	0.3%
1103050102		1	0.3%
1103060102		1	0.3%
1111020105		1	0.3%
1112020403		1	0.3%
1112020618		1	0.3%
1121020302		1	0.3%
1121040209		1	0.3%
1122030104		1	0.3%
1122040303		1	0.3%
1131050402		1	0.3%
1131050505		1	0.3%
1131110205		1	0.3%
1131120307		1	0.3%
1131130204		1	0.3%
1131130602		1	0.3%
1133030101		1	0.3%
1133030109		1	0.3%
1133030504		1	0.3%
1133040308		1	0.3%
1133060601		1	0.3%
1133070102		1	0.3%
1151030204		1	0.3%
1151040307		1	0.3%
1152020907		1	0.3%
1152030702		1	0.3%
1152050405		1	0.3%
1152070306		1	0.3%
1161020501		1	0.3%
1171030802		1	0.3%
1171040504		1	0.3%
1171100309		1	0.3%
1171100312		1	0.3%
1181010407		1	0.3%
1191030304		1	0.3%
1201050202		1	0.3%
1221020604		1	0.3%
1221050203		1	0.3%
1221060206		1	0.3%
1231080303		1	0.3%
1241010603		1	0.3%
1241030216		1	0.3%

File : CSEC4A

Villagecode: Village code

Value	Label	Cases	Percentage
1241040102		1	0.3%
1241070106		1	0.3%
1241080210		1	0.3%
2011060205		2	0.6%
2011100902		1	0.3%
2032020304		1	0.3%
2033010101		1	0.3%
2033030403		1	0.3%
2041010302		1	0.3%
2041020405		1	0.3%
2042030105		1	0.3%
2043010103		1	0.3%
2043010202		1	0.3%
2043020514		1	0.3%
2051040101		1	0.3%
2071030105		1	0.3%
2081021402		2	0.6%
2081040401		1	0.3%
2081071301		1	0.3%
2092010105		1	0.3%
2092010401		1	0.3%
2102050401		4	1.3%
2111010504		1	0.3%
2111030302		1	0.3%
2111060303		1	0.3%
2121040306		1	0.3%
2121050407		1	0.3%
2122020101		1	0.3%
2123050204		1	0.3%
2123110101		1	0.3%
2141010403		1	0.3%
2141010604		1	0.3%
2141020206		1	0.3%
2141080105		1	0.3%
2141130103		1	0.3%
2141130307		4	1.3%
2151090208		1	0.3%
2151150202		1	0.3%
2151200204		1	0.3%
2162020306		2	0.6%
2181030213		1	0.3%
2181150401		1	0.3%
2191031301		1	0.3%

File : CSEC4A

Villagecode: Village code

Value	Label	Cases	Percentage
2191031702		2	<div></div> 0.6%
2211090203		1	<div></div> 0.3%
2211090505		1	<div></div> 0.3%
2221060201		1	<div></div> 0.3%
2231080506		1	<div></div> 0.3%
2231200204		1	<div></div> 0.3%
2231210104		1	<div></div> 0.3%
2231210105		1	<div></div> 0.3%
2231210302		1	<div></div> 0.3%
2231260115		1	<div></div> 0.3%
2231280102		1	<div></div> 0.3%
2241050511		1	<div></div> 0.3%
2251030415		1	<div></div> 0.3%
2251110322		1	<div></div> 0.3%
2261010102		1	<div></div> 0.3%
2261030205		1	<div></div> 0.3%
2261030301		1	<div></div> 0.3%
2261040510		1	<div></div> 0.3%
2281020304		1	<div></div> 0.3%
2301070905		1	<div></div> 0.3%
2321010406		1	<div></div> 0.3%
2322030405		1	<div></div> 0.3%
3021010215		1	<div></div> 0.3%
3022010508		1	<div></div> 0.3%
3022010708		1	<div></div> 0.3%
3022030205		1	<div></div> 0.3%
3022040505		1	<div></div> 0.3%
3022050502		1	<div></div> 0.3%
3032010205		1	<div></div> 0.3%
3032020706		1	<div></div> 0.3%
3032040506		1	<div></div> 0.3%
3034020408		1	<div></div> 0.3%
3034040102		1	<div></div> 0.3%
3034040304		1	<div></div> 0.3%
3034050711		1	<div></div> 0.3%
3035030411		1	<div></div> 0.3%
3035040205		1	<div></div> 0.3%
3041020101		1	<div></div> 0.3%
3042040105		1	<div></div> 0.3%
3042040201		1	<div></div> 0.3%
3043010404		1	<div></div> 0.3%
3051020803		1	<div></div> 0.3%
3061020306		1	<div></div> 0.3%

File : CSEC4A

Villagecode: Village code

Value	Label	Cases	Percentage
3061030101		2	<div></div> 0.6%
3061060103		1	<div></div> 0.3%
3071080206		1	<div></div> 0.3%
3071080301		1	<div></div> 0.3%
3072020302		1	<div></div> 0.3%
3081020606		1	<div></div> 0.3%
3091020502		1	<div></div> 0.3%
3091030501		1	<div></div> 0.3%
3092040606		1	<div></div> 0.3%
3101020203		1	<div></div> 0.3%
3102060309		1	<div></div> 0.3%
3102060408		1	<div></div> 0.3%
3102070603		1	<div></div> 0.3%
3111030202		2	<div></div> 0.6%
3113020101		1	<div></div> 0.3%
3121050202		1	<div></div> 0.3%
3131020505		1	<div></div> 0.3%
3131040312		1	<div></div> 0.3%
3141030403		1	<div></div> 0.3%
3171010102		1	<div></div> 0.3%
3171020201		1	<div></div> 0.3%
3171060512		1	<div></div> 0.3%
3181030204		2	<div></div> 0.6%
3181070501		1	<div></div> 0.3%
3181140207		1	<div></div> 0.3%
3191030304		1	<div></div> 0.3%
3191050803		1	<div></div> 0.3%
3191070202		1	<div></div> 0.3%
3201030323		1	<div></div> 0.3%
3201080801		1	<div></div> 0.3%
3211030405		1	<div></div> 0.3%
3211050502		1	<div></div> 0.3%
3211060105		1	<div></div> 0.3%
3211070617		1	<div></div> 0.3%
3221080206		1	<div></div> 0.3%
3221110412		1	<div></div> 0.3%
3231040301		1	<div></div> 0.3%
3231060409		1	<div></div> 0.3%
3231070104		1	<div></div> 0.3%
3231080204		1	<div></div> 0.3%
3251010205		1	<div></div> 0.3%
3251030508		1	<div></div> 0.3%
3251030601		1	<div></div> 0.3%

File : CSEC4A

Villagecode: Village code

Value	Label	Cases	Percentage
3251030602		1	0.3%
3271030305		1	0.3%
3291060206		1	0.3%
3301070101		1	0.3%
3301070303		1	0.3%
3301100102		1	0.3%
4022070507		1	0.3%
4022080505		1	0.3%
4031010202		1	0.3%
4031050502		1	0.3%
4032010205		1	0.3%
4032050403		1	0.3%
4033010412		1	0.3%
4041020302		1	0.3%
4042070409		1	0.3%
4044030303		1	0.3%
4051040205		1	0.3%
4052080304		1	0.3%
4052110310		1	0.3%
4053010409		1	0.3%
4053020304		1	0.3%
4061080401		1	0.3%
4062010203		1	0.3%
4062100306		1	0.3%
4062120102		1	0.3%
4063030706		1	0.3%
4072020402		1	0.3%
4072050104		1	0.3%
4073030305		1	0.3%
4073060419		1	0.3%
4081020104		1	0.3%
4081120206		1	0.3%
4081130406		1	0.3%
4091010401		1	0.3%
4092030509		1	0.3%
4093010304		1	0.3%
4101020405		1	0.3%
4101050204		1	0.3%
4102010106		1	0.3%
4102010107		1	0.3%
4103030601		1	0.3%
4111030105		1	0.3%
4112030202		1	0.3%

File : CSEC4A

Villagecode: Village code

Value	Label	Cases	Percentage
4113020204		1	0.3%
4113040203		1	0.3%
4114020204		1	0.3%
4114030308		1	0.3%
4121030414		1	0.3%
4122010704		1	0.3%
4122030405		1	0.3%
4141160106		1	0.3%
4151050204		1	0.3%
4151060812		1	0.3%
4151100404		1	0.3%
4151140703		1	0.3%
4171010109		1	0.3%
4171020103		1	0.3%
4171040107		1	0.3%
4171050107		1	0.3%
4171100404		1	0.3%
4171140402		1	0.3%
4181040301		1	0.3%
4182010203		1	0.3%
4182020104		1	0.3%
4182090702		1	0.3%
4192040205		1	0.3%
4201070403		1	0.3%
4201080309		1	0.3%
4211080107		1	0.3%
4221020401		1	0.3%
4231090509		1	0.3%
4261040201		1	0.3%

Warning: these figures indicate the number of cases found in the data file. They cannot be interpreted as summary statistics of the population of interest.

C4Q1: What is the name of this facility?

Information	[Type= discrete] [Format=character] [Missing=*]		
Statistics [NW/ W]	[Valid=259 /-] [Invalid=0 /-]		
Value	Label	Cases	Percentage
2nd Division UPDF Health Center IV		1	0.4%
503 BRIGADE MILITARY H/ C111		2	0.8%
ABWONG HEALTH CENTRE		1	0.4%
ACOWA H/ C111		2	0.8%

File : CSEC4A

C4Q1: What is the name of this facility?

Value	Label	Cases	Percentage
ADUMI HEALTH CENTRE		1	<div></div> 0.4%
AGWATA H/C		1	<div></div> 0.4%
AKOKORO HEALTH CENTRE		1	<div></div> 0.4%
AKURAO H/C11		1	<div></div> 0.4%
AKWANGI HEALTH CENTRE		1	<div></div> 0.4%
ALEBTONG HEALTH CENTRE		1	<div></div> 0.4%
ALENGA HEALTH CENTRE		1	<div></div> 0.4%
ALEREK H/C111		1	<div></div> 0.4%
ALITO HEALTH CENTRE		1	<div></div> 0.4%
ALITO H/C		1	<div></div> 0.4%
ALITO HEALTH CANTRE		1	<div></div> 0.4%
AMILOBO HEALTH CENTRE		1	<div></div> 0.4%
APALA HEALTH CENTRE		1	<div></div> 0.4%
APAPAI H/C1V		1	<div></div> 0.4%
ARAPAI H/C11		1	<div></div> 0.4%
ARIWA HEALTH CENTRE		1	<div></div> 0.4%
AROI HEALTH CENTRE		1	<div></div> 0.4%
ATIPE H/C		1	<div></div> 0.4%
AUKOT H/C 11		1	<div></div> 0.4%
AWELO HEALTH CENRE		1	<div></div> 0.4%
AYAGO H/C		1	<div></div> 0.4%
AYWEE HEALTH CENTRE		1	<div></div> 0.4%
Alanyi health centre		1	<div></div> 0.4%

File : CSEC4A

C4Q1: What is the name of this facility?

Value	Label	Cases	Percentage
BARDEGE HEALTH CENTRE		1	<div></div> 0.4%
BATA HEALTH CENTRE		1	<div></div> 0.4%
BINYINY HEALTH CENTRE III		1	<div></div> 0.4%
BIRONGO HEALTH CENTER II		1	<div></div> 0.4%
BUBUTU HEALTH CENTRE III		1	<div></div> 0.4%
BUDONDO HEALTH CENTER IV		1	<div></div> 0.4%
BUGAMBE H.C		1	<div></div> 0.4%
BUGARAMA HEALTH CENTER II		1	<div></div> 0.4%
BUGAYA HEALTH CENTRE III		1	<div></div> 0.4%
BUGEMBE HEALTH CENTER		1	<div></div> 0.4%
BUGOTO HC II		1	<div></div> 0.4%
BULUGANYA HEALTH CENTRE III		1	<div></div> 0.4%
BURERE HEALTH CENTER		1	<div></div> 0.4%
BURIGITA HEALTH CENTER III		1	<div></div> 0.4%
BUSANZA H/ C IV		1	<div></div> 0.4%
BUSEDE HEALTH CENTER III		1	<div></div> 0.4%
BUSHIKA HEALTH CENTRE III		1	<div></div> 0.4%
BUTEMA H.C		1	<div></div> 0.4%
BUTIRU HEALTH CENTRE III		1	<div></div> 0.4%
BUTUNDUZI H.C		1	<div></div> 0.4%

File : CSEC4A

C4Q1: What is the name of this facility?

Value	Label	Cases	Percentage
BUWASA HEALTH CENTRE IV		1	0.4%
BUWUNGA HEALTH CENTER		2	0.8%
BUYENDE HEALTH CENTRE III		1	0.4%
BUYIISA HEALTH CENTRE II		1	0.4%
BWIKARA H.C		1	0.4%
Bigasa Health Centre III		1	0.4%
Bukuya Health Centre		1	0.4%
Bumoni health centre III		1	0.4%
Bumulisha Health centre III		1	0.4%
Bumwambu health Centre III		1	0.4%
Busaale Health Centre II		1	0.4%
Busunju Health Centre II		1	0.4%
Butagaya HC III		1	0.4%
Buwagajjo Health Centre III		1	0.4%
Buwagajjo Health Centre III		1	0.4%
Buwama Health Centre		1	0.4%
Buwama Health Centre III		1	0.4%
Bweyogerere Health Centre III		1	0.4%
CHAMWINULA HEALTH CENTRE III		1	0.4%
CHEGERE HEALTH CENTRE		1	0.4%
COMMUNITY HEALTH CENTRE		1	0.4%
DOKOLO H/C		1	0.4%
DWOLI HEALTH CENTER		1	0.4%

File : CSEC4A

C4Q1: What is the name of this facility?

Value	Label	Cases	Percentage
GWANDA HEALTH CENTRE II		1	0.4%
Galiraaya Health Centre III		1	0.4%
IBAKWE HEALTH CENTRE		1	0.4%
IBANDA HEALTH CENTER		1	0.4%
IBUJE HEALTH CENTRE		1	0.4%
IKAALI HEALTH CENTRE II		1	0.4%
ISHONGORORO HEALTH CENTER IV		1	0.4%
Iganga Municipal Council HC III		1	0.4%
KACHUMBALA H/C111		2	0.8%
KACUMBALA H/C111		1	0.4%
KAGAGA HEALTH CENTER II		1	0.4%
KAGULU HEALTH CENTRE II		1	0.4%
KAHENDERO HEALTH CENTER		1	0.4%
KAKINDO HEALTH CENTER		1	0.4%
KAKOBA HEALTH CENTRE III		1	0.4%
KAMEKE HEALTH CENTRE III		2	0.8%
KAMULI HEALTH CENTRE II		1	0.4%
KANYUM NGO H/C11		2	0.8%
KARUMA H.C		1	0.4%
KASAANA HEALTH CENTER III		1	0.4%

File : CSEC4A

C4Q1: What is the name of this facility?

Value	Label	Cases	Percentage
KASANGATI HEALTH CENTRE IV		1	<div></div> 0.4%
KASUNGANYA HEALTH CENTER		1	<div></div> 0.4%
KASUSU HEALTH CENTER		1	<div></div> 0.4%
KATARAKA HEALTH CENTER		1	<div></div> 0.4%
KATHILE H/ C111		1	<div></div> 0.4%
KATIKAMU HEALTH CENTRE III		1	<div></div> 0.4%
KATOOKE H.C		1	<div></div> 0.4%
KAWAALA HEALTH CENTRE		1	<div></div> 0.4%
KAYANJA HEALTH CENTRE II		1	<div></div> 0.4%
KIGANDA MARTENITY CLINIC		1	<div></div> 0.4%
KIKATSI HEALTH CENTER III		1	<div></div> 0.4%
KIKONGI HEALTH CENTER II		1	<div></div> 0.4%
KILANYI H.C		1	<div></div> 0.4%
KISENYI HEALTH CENTRE		1	<div></div> 0.4%
KISENYI HEALTH CENTRE		1	<div></div> 0.4%
KISIITA HEALTH CENTER		1	<div></div> 0.4%
KISIMU HEALTH CENTER II		1	<div></div> 0.4%
KISUGU H/ C111		1	<div></div> 0.4%
KITANGA HEALTH CENTER III		1	<div></div> 0.4%
KITEBI HEALTH CENTER		1	<div></div> 0.4%

File : CSEC4A

C4Q1: What is the name of this facility?

Value	Label	Cases	Percentage
KITEBI HEALTH CENTER III		2	<div></div> 0.8%
KITEBI HEALTH CENTRE III		1	<div></div> 0.4%
KITWE HEALTH CENTER IV		1	<div></div> 0.4%
KIYORA HEALTH CENTER II		1	<div></div> 0.4%
KIZIBA HEALTH CENTER II		1	<div></div> 0.4%
KOBOKO HEALHT CENTRE		1	<div></div> 0.4%
KOBOKO HEALTH CENTRE		1	<div></div> 0.4%
KOCH HEALTH CENTRE		2	<div></div> 0.8%
KOMAMBOGA H/C111		1	<div></div> 0.4%
KOTIDO H/ C1V		3	<div></div> 1.2%
KUMI H/C 1V		1	<div></div> 0.4%
KWEYO HEALTH CENTRE		1	<div></div> 0.4%
KYANAMIRA HEALTH CENTER III		1	<div></div> 0.4%
KYANGWALI HEALTH CENTER		1	<div></div> 0.4%
KYANTUNGO HEALTH CENTRE IV		1	<div></div> 0.4%
KYEERE H/ C111		1	<div></div> 0.4%
KYEIZOoba HEALTH CENTER III		1	<div></div> 0.4%
KYONDO HEALTH CENTER		1	<div></div> 0.4%
Kabule Health Centre III		1	<div></div> 0.4%
Kacheera Health Centre III		1	<div></div> 0.4%

File : CSEC4A

C4Q1: What is the name of this facility?

Value	Label	Cases	Percentage
Kagamba Health Centre		1	0.4%
Kajjansi Health Centre		1	0.4%
Kakoma Health Centre II		1	0.4%
Kalagala Health Centre IV		1	0.4%
Kalegero Health Centre		1	0.4%
Kalungu Health Centre III		1	0.4%
Katoogo Health Centre III		1	0.4%
Kawuuzi Medical Centre		1	0.4%
Kibuuka Health Centre II		1	0.4%
Kikandwa Health Centre		1	0.4%
Kinoni Health Centre III		1	0.4%
Kiragga Health Centre III		1	0.4%
Kirinya Health Centre II		1	0.4%
Kirudu H/C111		1	0.4%
Kirudu Health Centre 111		1	0.4%
Kitimba Health Centre III		1	0.4%
Kitovu Health Centre III		2	0.8%
Komamboga Health Centre 111		1	0.4%
Kyalurangira Health Centre III		1	0.4%
Kyazanga Health Centre IV		1	0.4%
Kyengera Health Centre II		1	0.4%
Kyotera Muslim Health Centre		1	0.4%
LAZEBU HEALTH CENTRE		1	0.4%
LOBE HEALTH CENTRE		1	0.4%
LOBULE HEALTH CENTRE		1	0.4%

File : CSEC4A

C4Q1: What is the name of this facility?

Value	Label	Cases	Percentage
LOCHOM H/ C11		1	0.4%
LONRENGEDW. H/C111		1	0.4%
LORO HEALTH CENTRE		1	0.4%
LOTOME H/ C111		1	0.4%
LUKAYA HEALTH CENTRE III		1	0.4%
Lwamata Health Centre III		1	0.4%
MAANYI HEALTH CENTRE III		1	0.4%
MABONA HEALTH CENTER II		1	0.4%
MAGALA HEALTH CENTRE III		1	0.4%
MAGALE HEALTH CENTRE IV		2	0.8%
MAKONDO HEALTH CENTRE II		1	0.4%
MALUKHU HEALTH CENTRE III		1	0.4%
MATEETE HEALTH CENTRE III		2	0.8%
MERIKIT HEALTH CENTRE III		1	0.4%
MOLO HEALTH CENTRE III		1	0.4%
MUBUKU IRRIGATION H.C		1	0.4%
MUGARUTSYA HEALTH CENTER II		1	0.4%
MUGUSU H.C		1	0.4%
MULANDA HEALTH CENTRE IV		1	0.4%
Masese Port Health Center II		1	0.4%

File : CSEC4A

C4Q1: What is the name of this facility?

Value	Label	Cases	Percentage
Muduuma Health Centre III		1	0.4%
Mwera Health Centre		1	0.4%
NABIGANDA HEALTH CENTRE III		1	0.4%
NABITSKHI HEALTH CENTRE III		1	0.4%
NADUGET H/ C111		1	0.4%
NAKAPIRIPIT H/C111		2	0.8%
NAMAITSU HEALTH CENTRE II		1	0.4%
NAMPOLOGOM HEALTH CENTRE II		1	0.4%
NAWAIKOKE HC III		1	0.4%
NDEIJA HEALTH CENTER III		1	0.4%
NGOMA HEALTH CENTER III		1	0.4%
NICU HEALTH CENTRE		1	0.4%
NTUNGAMO HEALTH CENTER III		1	0.4%
NTWETWE HEALTH CENTRE IV		1	0.4%
NYABITETE HEALTH CENTER II		1	0.4%
NYABUBARE HEALTH CENTER III		1	0.4%
NYAKARONGO H.C		1	0.4%
NYAKISHENYI CATHOLIC HEALTH CENTER		1	0.4%
NYANGA HEALTH CENTER II		1	0.4%
NYANTABOOM H.C		1	0.4%

File : CSEC4A

C4Q1: What is the name of this facility?

Value	Label	Cases	Percentage
NYARUBUYE HEALTH CENTER III		1	0.4%
NYARUSIZA H/C III		1	0.4%
Nalugala Health Centre II		1	0.4%
Namusaale Health Centre II		1	0.4%
Nansana Community Health Centre II		1	0.4%
Ntuusi Health Centre IV		1	0.4%
OBOLOKOME HEALTH CENTRE		1	0.4%
OBONGI HEALTH CENTRE		1	0.4%
OLEBA HEALTH CENTRE		1	0.4%
OLILIM HEALTH CENTRE		1	0.4%
OMOT HEALTH CENTRE		1	0.4%
OMUGO HEALTH CENTRE		1	0.4%
OMUGO HEALH CENTRE		1	0.4%
ONGICA H/C		1	0.4%
ONGINO H/C111		1	0.4%
OPETA HEALTH CENTRE		1	0.4%
OPUYO H/C11		1	0.4%
OTUMBARI HEALTH CENTRE		1	0.4%
PAIDHA HEALTH CENTRE		2	0.8%
PANYANGASI HEALTH CENTRE III		1	0.4%
PANYIGORO HEALTH CENTRE		1	0.4%

File : CSEC4A

C4Q1: What is the name of this facility?

Value	Label	Cases	Percentage
PERUSI HEALTH CENTRE		1	0.4%
RUGYEYO HEALTH CENTER III		1	0.4%
RUHIRA HEALTH CENTER III		1	0.4%
RUHOKO HEALTH CENTER IV		1	0.4%
RUTOOMA HEALTH CENTER II		1	0.4%
RWAITENGYA HEALTH CENTER		1	0.4%
RWAMABONDOKO HEALTH CENTER II		1	0.4%
RWENGE HEALTH CENTER (RWOMUHORO)		1	0.4%
Rengen Health Centre 111		1	0.4%
SIRONKO HEALTH CENTRE III		1	0.4%
ST JOSEPH,S MINAKULU		1	0.4%
ST. THEREZA WEKOMIRE HEALTH CENTER		1	0.4%
ST.FRANCIS OF ASSISS - KITABU		1	0.4%
VURRA HEALTH CENTRE		1	0.4%
WABULUNGU HEALTH CENTER III		2	0.8%
WABUSANA HEALTH CENTRE III		1	0.4%
WABWOKO HEALTH CENTRE III		1	0.4%
WADRA HEALTH CENTRE		1	0.4%

File : CSEC4A

C4Q1: What is the name of this facility?

Value	Label	Cases	Percentage
Wangobo Health Center		1	<div></div> 0.4%
ZAMBIA HEALTH CENTRE		1	<div></div> 0.4%
ZIROBWE HEALTH CENTRE III		1	<div></div> 0.4%
ZUMBO HEALTH CENTRE		1	<div></div> 0.4%
busuyu hc 2		1	<div></div> 0.4%
ivunamba HS 2		1	<div></div> 0.4%
kakalama H/s 2 EPICENTER		1	<div></div> 0.4%
nawasinge healthy centre 2		1	<div></div> 0.4%
wesunire flep h/ c 2		1	<div></div> 0.4%

Warning: these figures indicate the number of cases found in the data file. They cannot be interpreted as summary statistics of the population of interest.

C4Q2: What is the code of this facility

Information	[Type= continuous] [Format=numeric] [Range= 0-1551] [Missing=*]
Statistics [NW/ W]	[Valid=238 /-] [Invalid=70 /-]

C4Q3: What is the name of the respondent?

Information	[Type= discrete] [Format=character] [Missing=*]
Statistics [NW/ W]	[Valid=259 /-] [Invalid=0 /-]

Value	Label	Cases	Percentage
ABIGABA JOHN		1	<div></div> 0.4%
ABUDILAI MUHAMMAD LOMWAR		3	<div></div> 1.2%
ACAI SUSAN		1	<div></div> 0.4%
ACEN ELIZABETH		1	<div></div> 0.4%
ACENG JUDITH		1	<div></div> 0.4%
ACIO MOLLY		1	<div></div> 0.4%
AFAYOA GEOFFREY		2	<div></div> 0.8%
AGABA DISON		1	<div></div> 0.4%
AGII JOHN		1	<div></div> 0.4%
AGWANG DEBORAH		1	<div></div> 0.4%
AJOK IMMACULATE		1	<div></div> 0.4%
AJOK IRENE AGNES		1	<div></div> 0.4%

File : CSEC4A

C4Q3: What is the name of the respondent?

Value	Label	Cases	Percentage
AKANKWASA SLIVER		1	<div></div> 0.4%
AKELLO FLAVIA		1	<div></div> 0.4%
AKITE HELLEN MARY		1	<div></div> 0.4%
AKULLU ANNET		1	<div></div> 0.4%
AKULLU DORKAS		1	<div></div> 0.4%
AKULLU VICKY ODONG		1	<div></div> 0.4%
AKWERO ANNA		1	<div></div> 0.4%
ALAL IRENE		1	<div></div> 0.4%
ALIANO RUTH		1	<div></div> 0.4%
ALUMA PATRICK		1	<div></div> 0.4%
AMONY AIDA LOKI		1	<div></div> 0.4%
ANDRU BAIFA		1	<div></div> 0.4%
ANGUNI PHILLIAM		1	<div></div> 0.4%
ANGUPARU AGNES		1	<div></div> 0.4%
APIO CHRISTINE		1	<div></div> 0.4%
ARIJOLE COOPERFILD		1	<div></div> 0.4%
ARINGO EUNICE RACHEAL		1	<div></div> 0.4%
ARUHO GEOFREY		1	<div></div> 0.4%
ASIIMWE JOSEPHAT		1	<div></div> 0.4%
ASINGA CLARE		1	<div></div> 0.4%
ATIM SCOVIA		1	<div></div> 0.4%
ATINO LILLIAN		1	<div></div> 0.4%
ATUHURRA DOREEN		1	<div></div> 0.4%
AUMA MARY		1	<div></div> 0.4%
AWOR BETTY ANNET		1	<div></div> 0.4%
AYOREKIRE ALLEN		1	<div></div> 0.4%
Aliisa Miriam		1	<div></div> 0.4%

File : CSEC4A

C4Q3: What is the name of the respondent?

Value	Label	Cases	Percentage
Aliison Marion		1	0.4%
Aliyinza Justine		1	0.4%
BABIRYE CATHERINE		1	0.4%
BAGUMA CHRIZESTROM		1	0.4%
BAREKYE HENRY		1	0.4%
BARINDA JOHN WYCLIFF		1	0.4%
BAYOA CHRISTINE		1	0.4%
BEATRICE NABWIRE		1	0.4%
BIIRA MAGRET		1	0.4%
BIRUNGI DEBORAH		1	0.4%
BIRUNGI JACKLINE		1	0.4%
BULIRO ALFRED		1	0.4%
BUSINGE MOLLY		1	0.4%
BUTIA GRACE		2	0.8%
Baagaala Sarah		1	0.4%
Babirye Hajara		1	0.4%
Biira Cliface		1	0.4%
Birabwa Aisha Kasule		1	0.4%
CADRIGA WILFRED		1	0.4%
CHEKACHESI ZULAIKA		1	0.4%
DR APANGU PONTIOUS		1	0.4%
DRAKURU TASIKA		1	0.4%
DRALE PAUL		1	0.4%
Dr Simon Kasibante		1	0.4%
Dr. Musiitwa John		1	0.4%
Dr. Sserwaniko Kennedy		1	0.4%
ECECH EDWARD		1	0.4%
ECONI FRED		1	0.4%

File : CSEC4A

C4Q3: What is the name of the respondent?

Value	Label	Cases	Percentage
EYEDU MARGARET		1	0.4%
Egadu William		1	0.4%
GENDHA DIFASI		1	0.4%
GLADYS ONGERI		1	0.4%
Genza Joseph		1	0.4%
Geofrey Onyango		1	0.4%
HAKIMANA DIDAS		1	0.4%
HARRIET NAIGAGA		1	0.4%
HOPE MARY		1	0.4%
IDEPO CHRISTINE		1	0.4%
IDONG JUDITH		1	0.4%
IISA ANN		1	0.4%
JACOB OLUKA		1	0.4%
JOY NAMUKOSE		1	0.4%
JUSTIN BALIZINDUWIR		1	0.4%
KAMBUGU CAROLYN		1	0.4%
KANGE JESSICA		2	0.8%
KARIODU JILDA		1	0.4%
KASULE ANTHONY		1	0.4%
KATENDEKE EVELYLN		1	0.4%
KATUSABE JANE		1	0.4%
KATUSHABE PEACE KASIRABO		1	0.4%
KAWUNYE PETER		1	0.4%
KEVIO JACKOB		1	0.4%
KEVIO JACOB		1	0.4%
KHASIM HATMA		1	0.4%
KHAUKHA JAMES		1	0.4%

File : CSEC4A

C4Q3: What is the name of the respondent?

Value	Label	Cases	Percentage
KIKOMEKO ROBERT MOSES		1	<div></div> 0.4%
KINIHIEMU REGINA		1	<div></div> 0.4%
KINKUHAIRE JENEROUS		1	<div></div> 0.4%
KOBUSINGYE JACKLINE		1	<div></div> 0.4%
KORUGANDA MARY		1	<div></div> 0.4%
KUNIHIRA MELDA		1	<div></div> 0.4%
KUSEMERERWA JOHN KASORO		1	<div></div> 0.4%
KWAGA FLORENCE		1	<div></div> 0.4%
Kafeero Gakuwa Henry		1	<div></div> 0.4%
Kakeeto Dominic Savio		1	<div></div> 0.4%
Kasoga Loy		1	<div></div> 0.4%
Kibirige Gordon		1	<div></div> 0.4%
Kisakye Proscovia		1	<div></div> 0.4%
Kundu		1	<div></div> 0.4%
LABOURDAY EVAS		1	<div></div> 0.4%
MASIKA GETRUDE		1	<div></div> 0.4%
MATAMA GORRET		1	<div></div> 0.4%
MAYENGO DAVID		1	<div></div> 0.4%
MBABAZI MILDRED		1	<div></div> 0.4%
MODRATE MUSIIMENTA		1	<div></div> 0.4%
MOGGA STANLEY		1	<div></div> 0.4%
MOOYA LAWRENCE		1	<div></div> 0.4%
MUKISA YUSUF		1	<div></div> 0.4%
MUREKATETE GLORIA		1	<div></div> 0.4%
MUSIIMENTA JUSTINE		1	<div></div> 0.4%
MUSITWA ALLAN		1	<div></div> 0.4%
Mbabazi Bonny		1	<div></div> 0.4%

File : CSEC4A

C4Q3: What is the name of the respondent?

Value	Label	Cases	Percentage
Mbasingye Stepha		1	0.4%
Mbayi Adam		1	0.4%
Mugabi Grace		1	0.4%
Mugerwa Eva		1	0.4%
Musoke Peter		1	0.4%
NABASA ANNET		1	0.4%
NABIFO MIRIAM		1	0.4%
NABUTUNDU RACHAEL		1	0.4%
NABUZALE CHRISTINE		1	0.4%
NAGABA JANE		1	0.4%
NAGUTI PRICILLA		1	0.4%
NAKANWAGI REBECCA		1	0.4%
NAKATO JOSEPHINE		1	0.4%
NAKONG MOLLY		1	0.4%
NALUMANSI GRACE		1	0.4%
NALWOGA EDITH		2	0.8%
NAMUBIRU ELIZABETH		1	0.4%
NAMUGONYA MARY		1	0.4%
NAMUKWAYA MARY		1	0.4%
NAMUTEBI VICTORIA		1	0.4%
NAMUTOSI ANNET IRENE		1	0.4%
NAMUWENG HAMIDA		1	0.4%
NAMWANGA SCOVIA		2	0.8%
NAMWANJE SAMALIE		1	0.4%
NARIENG REBECCA		2	0.8%
NATURINDA MONICA		1	0.4%
NINSHABA JOSELYN		1	0.4%

File : CSEC4A

C4Q3: What is the name of the respondent?

Value	Label	Cases	Percentage
NKONKO ROSELINE		1	0.4%
NKWASIBWE BOSCO		1	0.4%
NSUBUGA JAMES		1	0.4%
NUWAGABA BEATREACE		1	0.4%
NUWAGABA MARTIN		1	0.4%
NYAKECHWO HARRIET		1	0.4%
NYAMWEYA NANCY		1	0.4%
NYANGIREKI VASTINE		1	0.4%
NYANGOMA ELIZABETH		1	0.4%
NYANJURA ZAITUN		1	0.4%
NYINAKWIRUK JACKLINE		1	0.4%
Nabbosa Helen		1	0.4%
Nakalanzi Robinah Mwebe		1	0.4%
Nakanwagi Rebecca		1	0.4%
Nakyejwe Respice		1	0.4%
Nalubowa Sarah		1	0.4%
Namuddu Oliva		1	0.4%
Namukasa Cissy		1	0.4%
Namutosi Justine		1	0.4%
Namwanga Edwige		1	0.4%
Nanduwa Harriet		1	0.4%
Nankwanga Rose		1	0.4%
Nansamba Janipher and Namusoke Margaret		1	0.4%
Nantale Eva		1	0.4%
Nantumbwe Maria		1	0.4%
Nanyonga Rosemary		1	0.4%
Nanyumba Emmanuel		2	0.8%
Nassanga Nuuru		2	0.8%

File : CSEC4A

C4Q3: What is the name of the respondent?

Value	Label	Cases	Percentage
Ngobi Kassim		1	0.4%
Nsonyi Hassan		1	0.4%
Nsubuga Geofrey		1	0.4%
OCHAYA EMMANUEL ACOLI		1	0.4%
ODEKE VICENT		1	0.4%
ODEKE VINCENT		2	0.8%
ODWONGO SAM		1	0.4%
OGWANG ISAAC		1	0.4%
OJOK BOSCO		3	1.2%
OJOK LADA JAMES		1	0.4%
OKALANY AMBROSE		1	0.4%
OKELLO CHRISTOPHER		1	0.4%
OKELLO PATRICK		2	0.8%
OKONYE EASTHER		1	0.4%
OLENY MARTIN		1	0.4%
OLIACHA CHARLSE		1	0.4%
OMAL DARLINGTON		2	0.8%
OMOLO SIMON PETER		1	0.4%
ONYAMASI JEPHTER WEKESA		1	0.4%
ONZIMA BEN		1	0.4%
OPIO JAMES		1	0.4%
OPIO MARTIN		2	0.8%
OTAI ISAAC		2	0.8%
OUTA JAMES		1	0.4%
OWONA DANIEL		1	0.4%
OYAPEL DAVID		1	0.4%
RUGASIRA ROBERT		1	0.4%
SAIDIA MAGRET		1	0.4%

File : CSEC4A

C4Q3: What is the name of the respondent?

Value	Label	Cases	Percentage
SARAH KINTU		4	1.5%
SENGAALI FRANCIS		1	0.4%
SISTER MBUOTIDEM ETIM		1	0.4%
SR.PLAXEDA NYAMAHE		1	0.4%
SSEBANDEKE ALLEN		1	0.4%
SSENGAALI FRANCIS		1	0.4%
SUSAN MUKIMBA		2	0.8%
Sekandi Vincent		1	0.4%
Ssali Gertrude		1	0.4%
Ssekyewa Gerald		1	0.4%
TAYEBWA BENARD		1	0.4%
TEKO JANE		1	0.4%
TOM EMESU		1	0.4%
TSONGO DAVID		1	0.4%
TUGUMISIRIZE HENRY		1	0.4%
TUMUSIIMIRWI SARAPIO		1	0.4%
TUMWINE BERNARD		1	0.4%
TUMWINE DAVID		1	0.4%
TUSINGE MOLLY		1	0.4%
TWEBAZE CHRISTINE		1	0.4%
TWIINE RACHAEL		1	0.4%
TWIJUKYE FRANK		1	0.4%
TWONGIRWE SHEILLA		1	0.4%
Twesigye Herbert		1	0.4%
WAGULO ROBERT		1	0.4%
WITRO RACHO		1	0.4%
WITRO RACHO		1	0.4%

File : CSEC4A

C4Q3: What is the name of the respondent?

Value	Label	Cases	Percentage
ZAWEDDE SIFAH		1	<div></div> 0.4%
ZZIWA HADDY		1	<div></div> 0.4%
Ziryawula Paul		1	<div></div> 0.4%
kwagala christine		1	<div></div> 0.4%
mwebya charcles		1	<div></div> 0.4%
okello felix		1	<div></div> 0.4%
tibagonzeka beatrice		1	<div></div> 0.4%

Warning: these figures indicate the number of cases found in the data file. They cannot be interpreted as summary statistics of the population of interest.

C4Q4: What is the function of the respondent?

Information	[Type= discrete] [Format=numeric] [Range= 1-96] [Missing=*]		
Statistics [NW/ W]	[Valid=259 /-] [Invalid=49 /-]		
Value	Label	Cases	Percentage
1	In charge	118	<div></div> 45.6%
2	Medical Doctor	0	
3	Nurse	45	<div></div> 17.4%
4	Midwife	17	<div></div> 6.6%
5	Administrator	4	<div></div> 1.5%
96	Other (specify)	75	<div></div> 29.0%
Sysmiss		49	

Warning: these figures indicate the number of cases found in the data file. They cannot be interpreted as summary statistics of the population of interest.

C4Q5: How long has the respondent been at the facility?

Information	[Type= continuous] [Format=numeric] [Range= 0-31] [Missing=*]
Statistics [NW/ W]	[Valid=259 /-] [Invalid=49 /-]

C4Q6: Who owns this facility?

Information	[Type= discrete] [Format=numeric] [Range= 1-96] [Missing=*]		
Statistics [NW/ W]	[Valid=259 /-] [Invalid=49 /-]		
Value	Label	Cases	Percentage
1	Government	237	<div></div> 91.5%
2	Private	6	<div></div> 2.3%
3	NGO/Religious Association	12	<div></div> 4.6%
96	Other (specify)	4	<div></div> 1.5%
Sysmiss		49	

Warning: these figures indicate the number of cases found in the data file. They cannot be interpreted as summary statistics of the population of interest.

C4Q7: What is the level of this health facility?

Information	[Type= discrete] [Format=numeric] [Range= 1-96] [Missing=*]		
Statistics [NW/ W]	[Valid=259 /-] [Invalid=49 /-]		
Value	Label	Cases	Percentage
1	Health Center II	78	<div></div> 30.1%

File : CSEC4A

C4Q7: What is the level of this health facility?

Value	Label	Cases	Percentage
2	Health Center III	146	<div></div> 56.4%
3	Health Center IV	34	<div></div> 13.1%
96	Other (specify)	1	<div></div> 0.4%
Sysmiss		49	

Warning: these figures indicate the number of cases found in the data file. They cannot be interpreted as summary statistics of the population of interest.

C4AQ8: Do you work during the night in this health facility?

Information	[Type= discrete] [Format=numeric] [Range= 1-2] [Missing=*]
Statistics [NW/ W]	[Valid=258 /-] [Invalid=50 /-]

Value	Label	Cases	Percentage
1	Yes	164	<div></div> 63.6%
2	No	94	<div></div> 36.4%
Sysmiss		50	

Warning: these figures indicate the number of cases found in the data file. They cannot be interpreted as summary statistics of the population of interest.

C4AQ9: Why don't you work during the night?

Information	[Type= discrete] [Format=numeric] [Range= 1-96] [Missing=*]
Statistics [NW/ W]	[Valid=94 /-] [Invalid=214 /-]

Value	Label	Cases	Percentage
1	No night services provided by facility	51	<div></div> 54.3%
2	Live far away	14	<div></div> 14.9%
3	Insecurity in the night	3	<div></div> 3.2%
96	Others (specify)	26	<div></div> 27.7%
Sysmiss		214	

Warning: these figures indicate the number of cases found in the data file. They cannot be interpreted as summary statistics of the population of interest.

C4AQ10: Did you work during the night yesterday?

Information	[Type= discrete] [Format=numeric] [Range= 1-2] [Missing=*]
Statistics [NW/ W]	[Valid=164 /-] [Invalid=144 /-]

Value	Label	Cases	Percentage
1	Yes	51	<div></div> 31.1%
2	No	113	<div></div> 68.9%
Sysmiss		144	

Warning: these figures indicate the number of cases found in the data file. They cannot be interpreted as summary statistics of the population of interest.






C4AQ11: For how long?

Information	[Type= discrete] [Format=numeric] [Range= 1-12] [Missing=*]
Statistics [NW/ W]	[Valid=51 /-] [Invalid=257 /-]

Value	Label	Cases	Percentage
1		1	<div></div> 2.0%
2		5	<div></div> 9.8%
3		9	<div></div> 17.6%
4		7	<div></div> 13.7%
5		4	<div></div> 7.8%
6		8	<div></div> 15.7%

File : CSEC4A



C4AQ11: For how long?

Value	Label	Cases	Percentage
7		2	 3.9%
8		10	 19.6%
9		2	 3.9%
10		2	 3.9%
12		1	 2.0%
Sysmiss		257	

Warning: these figures indicate the number of cases found in the data file. They cannot be interpreted as summary statistics of the population of interest.

C4AQ12: Were you on call or night duty?





Information	[Type= discrete] [Format=numeric] [Range= 1-2] [Missing=*]
Statistics [NW/ W]	[Valid=51 /-] [Invalid=257 /-]

Value	Label	Cases	Percentage
1	Yes	41	 80.4%
2	No	10	 19.6%
Sysmiss		257	

Warning: these figures indicate the number of cases found in the data file. They cannot be interpreted as summary statistics of the population of interest.

C4AQ13: Why did you work?









Information	[Type= discrete] [Format=numeric] [Range= 1-96] [Missing=*]
Statistics [NW/ W]	[Valid=10 /-] [Invalid=298 /-]

Value	Label	Cases	Percentage
1	Too few staff	3	 30.0%
2	Patient came at night	5	 50.0%
3	Was only one around	1	 10.0%
4	Live near health facility	0	
96	Others (specify)	1	 10.0%
Sysmiss		298	

Warning: these figures indicate the number of cases found in the data file. They cannot be interpreted as summary statistics of the population of interest.

C4AQ14: How many times did you work at night in the last 7 days?

Information	[Type= discrete] [Format=numeric] [Range= 0-7] [Missing=*]
Statistics [NW/ W]	[Valid=164 /-] [Invalid=144 /-]

Value	Label	Cases	Percentage
0		57	 34.8%
1		13	 7.9%
2		25	 15.2%
3		22	 13.4%
4		16	 9.8%
5		11	 6.7%
6		5	 3.0%
7		15	 9.1%
Sysmiss		144	

Warning: these figures indicate the number of cases found in the data file. They cannot be interpreted as summary statistics of the population of interest.

File : CSEC4A

C4AQ15: What is the total number of in-patient medical beds at this facility?

Information	[Type= continuous] [Format=numeric] [Range= 0-68] [Missing=*]
Statistics [NW/ W]	[Valid=259 /-] [Invalid=49 /-]

Health_Response: Health Response Status

Information	[Type= discrete] [Format=numeric] [Range= 1-3] [Missing=*]
Statistics [NW/ W]	[Valid=282 /-] [Invalid=26 /-]

Value	Label	Cases	Percentage
1	Completed	207	73.4%
2	Partially Done	22	7.8%
3	Not Done	53	18.8%
Sysmiss		26	

Warning: these figures indicate the number of cases found in the data file. They cannot be interpreted as summary statistics of the population of interest.

Reason_Health_Not_Done: Reason Health not done:

Information	[Type= discrete] [Format=character] [Missing=*]
Statistics [NW/ W]	[Valid=50 /-] [Invalid=0 /-]

Value	Label	Cases	Percentage
Available facility is a hospital NAGURU		1	2.0%
FACILITY MAINLY USED IS HOSPITAL		1	2.0%
Facility not open. Staff absenteeism.		1	2.0%
HEALTH CENTRE DEMOLISHED FOR RENOVATION		1	2.0%
HEALTH WORK NOT FOUND TO BE DONE DURING THE 2nd VISIT		1	2.0%
Hospital		1	2.0%
Hospital Level		1	2.0%
Hospital is most common Facility		1	2.0%
Hospital level		1	2.0%
IN CHARGE & ASSISTANT IN WORKSOP FOR A WEEK. TO BE DONE DURING SECOND VISIST		1	2.0%
IN CHARGE NOT AROUND TO BE		1	2.0%

File : CSEC4A

Reason_Health_Not_Done: Reason Health not done:

Value	Label	Cases	Percentage
CAPTURED DURING 2nd VISIT			
INCHARGE HAD GONE TO THE REFUGEE CAMP FOR A MEETING		1	<div><div></div></div> 2.0%
INCHARGE NEEDED AN INTRODUCTOR LETTER FROM THE DISTRICT HEALTH OFFICER		1	<div><div></div></div> 2.0%
INCHARGE NOT AROUND & OTHERS WERE TOO BUSY TO ATTEND TO ME		1	<div><div></div></div> 2.0%
Main facility is a Hospital		1	<div><div></div></div> 2.0%
NO BODY WAS AT THE HEALTH CENTER/ IT WAS LOCKED FOR THE THREE DAS WE WERE IN THE EA		1	<div><div></div></div> 2.0%
NOT DONE, ITS A WEEKEND		1	<div><div></div></div> 2.0%
Not there. Go to mainland at different locations		1	<div><div></div></div> 2.0%
Refferal Hospital		3	<div><div></div></div> 6.0%
Refferal hospital		1	<div><div></div></div> 2.0%
THE COMMUNITY MAINLY USES LUBAGA HOSPITAL		1	<div><div></div></div> 2.0%
THE COMMUNITY MEMBERS ACCESS THEIR TREATMENT FROM NAGURU HOSPITAL		1	<div><div></div></div> 2.0%
THE COMMUNITY		1	<div><div></div></div> 2.0%

File : CSEC4A

Reason_Health_Not_Done: Reason Health not done:

Value	Label	Cases	Percentage
USE MASINDI HOSPITAL			
THE COMMUNITY USE KAGADI HOSPITAL		1	<div></div> 2.0%
THE COMMUNITY USES A HOSPITAL		1	<div></div> 2.0%
THE COMMUNITY USES THE HOSPITAL		1	<div></div> 2.0%
THE COMMUNITY USES THE HOSPITAL HENCE NOT DATA IS COLLECTED FROM .		1	<div></div> 2.0%
THE ONE RESPONSIBLE FOR ANSWERING WASNT PRESENT. WILL DO IT NEXT VISIT		1	<div></div> 2.0%
THEY HAD ALL GONE FOR OUTREACH(THEY ARE ONLY TWO)		1	<div></div> 2.0%
THEY USE A PRIVATE HOSPITAL & P7 PUPILS HAD ALREADY LEFT SCHOOL.		1	<div></div> 2.0%
THEY USE NAGURU HOSPITAL		1	<div></div> 2.0%
The Community uses the Referral Hospital		1	<div></div> 2.0%
The community members mainly go to Entebbe hospital		1	<div></div> 2.0%
They use a hospital called buloba st. francis hospital		1	<div></div> 2.0%

File : CSEC4A

Reason_Health_Not_Done: Reason Health not done:

Value	Label	Cases	Percentage
They use the main Hospital KAYUNGA HOSPITAL		1	2.0%
WEEKEND		1	2.0%
data collected by another team in trip 1		1	2.0%
done by another team in trip 1		1	2.0%
it's a gorvenment hospital (st francis buluba hospital)		1	2.0%
no health centre at the island		1	2.0%
staff gone on outreach		2	4.0%
the community now uses Mulago Hospital after the HC has been demolished for renovation		1	2.0%
the community uses Naguru Hospital		1	2.0%
the community uses a private hospital		1	2.0%
they mainly use Nsambya hospital		1	2.0%
they use a gov't hospital (kamuli hospital)		1	2.0%
weekend		1	2.0%

Warning: these figures indicate the number of cases found in the data file. They cannot be interpreted as summary statistics of the population of interest.

File : CSEC4B

District_Name: District name

Information [Type= discrete] [Format=numeric] [Range= 101-426] [Missing=*]

Statistics [NW/ W] [Valid=308 /-] [Invalid=0 /-]

Value	Label	Cases	Percentage
101		1	0.3%
102		29	9.4%
103		1	0.3%
104		4	1.3%
105		1	0.3%
106		3	1.0%
107		5	1.6%
108		4	1.3%
110		7	2.3%
111		3	1.0%
112		4	1.3%
113		12	3.9%
115		6	1.9%
116		1	0.3%
117		4	1.3%
118		1	0.3%
119		1	0.3%
120		1	0.3%
122		3	1.0%
123		1	0.3%
124		5	1.6%
201		3	1.0%
203		3	1.0%
204		6	1.9%
205		1	0.3%
207		1	0.3%
208		4	1.3%
209		2	0.6%
210		4	1.3%
211		3	1.0%
212		5	1.6%
214		9	2.9%
215		3	1.0%
216		2	0.6%
218		2	0.6%
219		3	1.0%
221		2	0.6%
222		1	0.3%
223		7	2.3%
224		1	0.3%
225		2	0.6%

File : CSEC4B

District_Name: District name

Value	Label	Cases	Percentage
226		4	<div></div> 1.3%
228		1	<div></div> 0.3%
230		1	<div></div> 0.3%
232		2	<div></div> 0.6%
302		6	<div></div> 1.9%
303		9	<div></div> 2.9%
304		4	<div></div> 1.3%
305		1	<div></div> 0.3%
306		4	<div></div> 1.3%
307		3	<div></div> 1.0%
308		1	<div></div> 0.3%
309		3	<div></div> 1.0%
310		4	<div></div> 1.3%
311		3	<div></div> 1.0%
312		1	<div></div> 0.3%
313		2	<div></div> 0.6%
314		1	<div></div> 0.3%
317		3	<div></div> 1.0%
318		4	<div></div> 1.3%
319		3	<div></div> 1.0%
320		2	<div></div> 0.6%
321		4	<div></div> 1.3%
322		2	<div></div> 0.6%
323		4	<div></div> 1.3%
325		4	<div></div> 1.3%
327		1	<div></div> 0.3%
329		1	<div></div> 0.3%
330		3	<div></div> 1.0%
402		2	<div></div> 0.6%
403		5	<div></div> 1.6%
404		3	<div></div> 1.0%
405		5	<div></div> 1.6%
406		5	<div></div> 1.6%
407		4	<div></div> 1.3%
408		3	<div></div> 1.0%
409		3	<div></div> 1.0%
410		5	<div></div> 1.6%
411		6	<div></div> 1.9%
412		3	<div></div> 1.0%
414		1	<div></div> 0.3%
415		4	<div></div> 1.3%
417		6	<div></div> 1.9%
418		4	<div></div> 1.3%

File : CSEC4B

District_Name: District name

Value	Label	Cases	Percentage
419		1	0.3%
420		2	0.6%
421		1	0.3%
422		1	0.3%
423		1	0.3%
426		1	0.3%

Warning: these figures indicate the number of cases found in the data file. They cannot be interpreted as summary statistics of the population of interest.

SubCounty: Sub-county/division/town council

Information	[Type= discrete] [Format=numeric] [Range= 101204-426104] [Missing=*]
Statistics [NW/ W]	[Valid=308 /-] [Invalid=0 /-]

Value	Label	Cases	Percentage
101204		1	0.3%
102101		2	0.6%
102102		4	1.3%
102103		10	3.2%
102104		6	1.9%
102105		7	2.3%
103105		1	0.3%
104102		1	0.3%
104104		1	0.3%
104105		1	0.3%
104208		1	0.3%
105105		1	0.3%
106101		2	0.6%
106106		1	0.3%
107105		2	0.6%
107202		1	0.3%
107302		1	0.3%
107305		1	0.3%
108106		1	0.3%
108301		2	0.6%
108305		1	0.3%
110105		1	0.3%
110203		1	0.3%
110204		1	0.3%
110206		1	0.3%
110207		1	0.3%
110305		1	0.3%
110306		1	0.3%
111102		1	0.3%
111202		2	0.6%
112102		1	0.3%
112104		1	0.3%

File : CSEC4B

SubCounty: Sub-county/division/town council

Value	Label	Cases	Percentage
112203		1	<div></div> 0.3%
112204		1	<div></div> 0.3%
113105		2	<div></div> 0.6%
113111		1	<div></div> 0.3%
113112		1	<div></div> 0.3%
113113		2	<div></div> 0.6%
113303		3	<div></div> 1.0%
113304		1	<div></div> 0.3%
113306		1	<div></div> 0.3%
113307		1	<div></div> 0.3%
115103		1	<div></div> 0.3%
115104		1	<div></div> 0.3%
115202		1	<div></div> 0.3%
115203		1	<div></div> 0.3%
115205		1	<div></div> 0.3%
115207		1	<div></div> 0.3%
116102		1	<div></div> 0.3%
117103		1	<div></div> 0.3%
117104		1	<div></div> 0.3%
117110		2	<div></div> 0.6%
118101		1	<div></div> 0.3%
119103		1	<div></div> 0.3%
120105		1	<div></div> 0.3%
122102		1	<div></div> 0.3%
122105		1	<div></div> 0.3%
122106		1	<div></div> 0.3%
123108		1	<div></div> 0.3%
124101		1	<div></div> 0.3%
124103		1	<div></div> 0.3%
124104		1	<div></div> 0.3%
124107		1	<div></div> 0.3%
124108		1	<div></div> 0.3%
201106		2	<div></div> 0.6%
201110		1	<div></div> 0.3%
203202		1	<div></div> 0.3%
203301		1	<div></div> 0.3%
203303		1	<div></div> 0.3%
204101		1	<div></div> 0.3%
204102		1	<div></div> 0.3%
204203		1	<div></div> 0.3%
204301		2	<div></div> 0.6%
204302		1	<div></div> 0.3%
205104		1	<div></div> 0.3%

File : CSEC4B

SubCounty: Sub-county/division/town council

Value	Label	Cases	Percentage
207103		1	0.3%
208102		2	0.6%
208104		1	0.3%
208107		1	0.3%
209201		2	0.6%
210205		4	1.3%
211101		1	0.3%
211103		1	0.3%
211106		1	0.3%
212104		1	0.3%
212105		1	0.3%
212202		1	0.3%
212305		1	0.3%
212311		1	0.3%
214101		2	0.6%
214102		1	0.3%
214108		1	0.3%
214113		5	1.6%
215109		1	0.3%
215115		1	0.3%
215120		1	0.3%
216202		2	0.6%
218103		1	0.3%
218115		1	0.3%
219103		3	1.0%
221109		2	0.6%
222106		1	0.3%
223108		1	0.3%
223120		1	0.3%
223121		3	1.0%
223126		1	0.3%
223128		1	0.3%
224105		1	0.3%
225103		1	0.3%
225111		1	0.3%
226101		1	0.3%
226103		2	0.6%
226104		1	0.3%
228102		1	0.3%
230107		1	0.3%
232101		1	0.3%
232203		1	0.3%
302101		1	0.3%












































File : CSEC4B

SubCounty: Sub-county/division/town council

Value	Label	Cases	Percentage
302201		2	0.6%
302203		1	0.3%
302204		1	0.3%
302205		1	0.3%
303201		1	0.3%
303202		1	0.3%
303204		1	0.3%
303402		1	0.3%
303404		2	0.6%
303405		1	0.3%
303503		1	0.3%
303504		1	0.3%
304102		1	0.3%
304204		2	0.6%
304301		1	0.3%
305102		1	0.3%
306102		1	0.3%
306103		2	0.6%
306106		1	0.3%
307108		2	0.6%
307202		1	0.3%
308102		1	0.3%
309102		1	0.3%
309103		1	0.3%
309204		1	0.3%
310102		1	0.3%
310206		2	0.6%
310207		1	0.3%
311103		2	0.6%
311302		1	0.3%
312105		1	0.3%
313102		1	0.3%
313104		1	0.3%
314103		1	0.3%
317101		1	0.3%
317102		1	0.3%
317106		1	0.3%
318103		2	0.6%
318107		1	0.3%
318114		1	0.3%
319103		1	0.3%
319105		1	0.3%
319107		1	0.3%

File : CSEC4B

SubCounty: Sub-county/division/town council

Value	Label	Cases	Percentage
320103		1	 0.3%
320108		1	 0.3%
321103		1	 0.3%
321105		1	 0.3%
321106		1	 0.3%
321107		1	 0.3%
322108		1	 0.3%
322111		1	 0.3%
323104		1	 0.3%
323106		1	 0.3%
323107		1	 0.3%
323108		1	 0.3%
325101		1	 0.3%
325103		3	 1.0%
327103		1	 0.3%
329106		1	 0.3%
330107		2	 0.6%
330110		1	 0.3%
402207		1	 0.3%
402208		1	 0.3%
403101		1	 0.3%
403105		1	 0.3%
403201		1	 0.3%
403205		1	 0.3%
403301		1	 0.3%
404102		1	 0.3%
404207		1	 0.3%
404403		1	 0.3%
405104		1	 0.3%
405208		1	 0.3%
405211		1	 0.3%
405301		1	 0.3%
405302		1	 0.3%
406108		1	 0.3%
406201		1	 0.3%
406210		1	 0.3%
406212		1	 0.3%
406303		1	 0.3%
407202		1	 0.3%
407205		1	 0.3%
407303		1	 0.3%
407306		1	 0.3%
408102		1	 0.3%

File : CSEC4B

SubCounty: Sub-county/division/town council

Value	Label	Cases	Percentage
408112		1	<div></div> 0.3%
408113		1	<div></div> 0.3%
409101		1	<div></div> 0.3%
409203		1	<div></div> 0.3%
409301		1	<div></div> 0.3%
410102		1	<div></div> 0.3%
410105		1	<div></div> 0.3%
410201		2	<div></div> 0.6%
410303		1	<div></div> 0.3%
411103		1	<div></div> 0.3%
411203		1	<div></div> 0.3%
411302		1	<div></div> 0.3%
411304		1	<div></div> 0.3%
411402		1	<div></div> 0.3%
411403		1	<div></div> 0.3%
412103		1	<div></div> 0.3%
412201		1	<div></div> 0.3%
412203		1	<div></div> 0.3%
414116		1	<div></div> 0.3%
415105		1	<div></div> 0.3%
415106		1	<div></div> 0.3%
415110		1	<div></div> 0.3%
415114		1	<div></div> 0.3%
417101		1	<div></div> 0.3%
417102		1	<div></div> 0.3%
417104		1	<div></div> 0.3%
417105		1	<div></div> 0.3%
417110		1	<div></div> 0.3%
417114		1	<div></div> 0.3%
418104		1	<div></div> 0.3%
418201		1	<div></div> 0.3%
418202		1	<div></div> 0.3%
418209		1	<div></div> 0.3%
419204		1	<div></div> 0.3%
420107		1	<div></div> 0.3%
420108		1	<div></div> 0.3%
421108		1	<div></div> 0.3%
422102		1	<div></div> 0.3%
423109		1	<div></div> 0.3%
426104		1	<div></div> 0.3%

Warning: these figures indicate the number of cases found in the data file. They cannot be interpreted as summary statistics of the population of interest.

Parish: Parish/ward

Information [Type= discrete] [Format=numeric] [Range= 10120402-42610402] [Missing=*]

File : CSEC4B

Parish: Parish/ward

Statistics [NW/ W] [Valid=308 /-] [Invalid=0 /-]

Value	Label	Cases	Percentage
10120402		1	0.3%
10210104		1	0.3%
10210108		1	0.3%
10210202		1	0.3%
10210205		1	0.3%
10210206		1	0.3%
10210208		1	0.3%
10210301		1	0.3%
10210302		1	0.3%
10210304		1	0.3%
10210305		2	0.6%
10210306		1	0.3%
10210308		1	0.3%
10210309		2	0.6%
10210312		1	0.3%
10210401		1	0.3%
10210402		1	0.3%
10210410		1	0.3%
10210411		1	0.3%
10210417		1	0.3%
10210419		1	0.3%
10210501		1	0.3%
10210503		1	0.3%
10210504		1	0.3%
10210510		1	0.3%
10210513		1	0.3%
10210515		1	0.3%
10210518		1	0.3%
10310505		1	0.3%
10410204		1	0.3%
10410403		1	0.3%
10410504		1	0.3%
10420804		1	0.3%
10510502		1	0.3%
10610101		1	0.3%
10610109		1	0.3%
10610606		1	0.3%
10710503		1	0.3%
10710505		1	0.3%
10720206		1	0.3%
10730203		1	0.3%
10730507		1	0.3%

File : CSEC4B

Parish: Parish/ward

Value	Label	Cases	Percentage
10810603		1	0.3%
10830101		1	0.3%
10830105		1	0.3%
10830502		1	0.3%
11010501		1	0.3%
11020306		1	0.3%
11020401		1	0.3%
11020603		1	0.3%
11020704		1	0.3%
11030501		1	0.3%
11030601		1	0.3%
11110201		1	0.3%
11120204		1	0.3%
11120206		1	0.3%
11210203		1	0.3%
11210402		1	0.3%
11220301		1	0.3%
11220403		1	0.3%
11310504		1	0.3%
11310505		1	0.3%
11311102		1	0.3%
11311203		1	0.3%
11311302		1	0.3%
11311306		1	0.3%
11330301		2	0.6%
11330305		1	0.3%
11330403		1	0.3%
11330606		1	0.3%
11330701		1	0.3%
11510302		1	0.3%
11510403		1	0.3%
11520209		1	0.3%
11520307		1	0.3%
11520504		1	0.3%
11520703		1	0.3%
11610205		1	0.3%
11710308		1	0.3%
11710405		1	0.3%
11711003		2	0.6%
11810104		1	0.3%
11910303		1	0.3%
12010502		1	0.3%
12210206		1	0.3%

File : CSEC4B

Parish: Parish/ward

Value	Label	Cases	Percentage
12210502		1	0.3%
12210602		1	0.3%
12310803		1	0.3%
12410106		1	0.3%
12410302		1	0.3%
12410401		1	0.3%
12410701		1	0.3%
12410802		1	0.3%
20110602		2	0.6%
20111009		1	0.3%
20320203		1	0.3%
20330101		1	0.3%
20330304		1	0.3%
20410103		1	0.3%
20410204		1	0.3%
20420301		1	0.3%
20430101		1	0.3%
20430102		1	0.3%
20430205		1	0.3%
20510401		1	0.3%
20710301		1	0.3%
20810214		2	0.6%
20810404		1	0.3%
20810713		1	0.3%
20920101		1	0.3%
20920104		1	0.3%
21020504		4	1.3%
21110105		1	0.3%
21110303		1	0.3%
21110603		1	0.3%
21210403		1	0.3%
21210504		1	0.3%
21220201		1	0.3%
21230502		1	0.3%
21231101		1	0.3%
21410104		1	0.3%
21410106		1	0.3%
21410202		1	0.3%
21410801		1	0.3%
21411301		1	0.3%
21411303		4	1.3%
21510902		1	0.3%
21511502		1	0.3%

File : CSEC4B

Parish: Parish/ward

Value	Label	Cases	Percentage
21512002		1	<div><div></div></div> 0.3%
21620203		2	<div><div></div></div> 0.6%
21810302		1	<div><div></div></div> 0.3%
21811504		1	<div><div></div></div> 0.3%
21910313		1	<div><div></div></div> 0.3%
21910317		2	<div><div></div></div> 0.6%
22110902		1	<div><div></div></div> 0.3%
22110905		1	<div><div></div></div> 0.3%
22210602		1	<div><div></div></div> 0.3%
22310805		1	<div><div></div></div> 0.3%
22312002		1	<div><div></div></div> 0.3%
22312101		2	<div><div></div></div> 0.6%
22312103		1	<div><div></div></div> 0.3%
22312601		1	<div><div></div></div> 0.3%
22312801		1	<div><div></div></div> 0.3%
22410505		1	<div><div></div></div> 0.3%
22510304		1	<div><div></div></div> 0.3%
22511103		1	<div><div></div></div> 0.3%
22610101		1	<div><div></div></div> 0.3%
22610302		1	<div><div></div></div> 0.3%
22610303		1	<div><div></div></div> 0.3%
22610405		1	<div><div></div></div> 0.3%
22810203		1	<div><div></div></div> 0.3%
23010709		1	<div><div></div></div> 0.3%
23210104		1	<div><div></div></div> 0.3%
23220304		1	<div><div></div></div> 0.3%
30210102		1	<div><div></div></div> 0.3%
30220105		1	<div><div></div></div> 0.3%
30220107		1	<div><div></div></div> 0.3%
30220302		1	<div><div></div></div> 0.3%
30220405		1	<div><div></div></div> 0.3%
30220505		1	<div><div></div></div> 0.3%
30320102		1	<div><div></div></div> 0.3%
30320207		1	<div><div></div></div> 0.3%
30320405		1	<div><div></div></div> 0.3%
30340204		1	<div><div></div></div> 0.3%
30340401		1	<div><div></div></div> 0.3%
30340403		1	<div><div></div></div> 0.3%
30340507		1	<div><div></div></div> 0.3%
30350304		1	<div><div></div></div> 0.3%
30350402		1	<div><div></div></div> 0.3%
30410201		1	<div><div></div></div> 0.3%
30420401		1	<div><div></div></div> 0.3%

File : CSEC4B

Parish: Parish/ward

Value	Label	Cases	Percentage
30420402		1	0.3%
30430104		1	0.3%
30510208		1	0.3%
30610203		1	0.3%
30610301		2	0.6%
30610601		1	0.3%
30710802		1	0.3%
30710803		1	0.3%
30720203		1	0.3%
30810206		1	0.3%
30910205		1	0.3%
30910305		1	0.3%
30920406		1	0.3%
31010202		1	0.3%
31020603		1	0.3%
31020604		1	0.3%
31020706		1	0.3%
31110302		2	0.6%
31130201		1	0.3%
31210502		1	0.3%
31310205		1	0.3%
31310403		1	0.3%
31410304		1	0.3%
31710101		1	0.3%
31710202		1	0.3%
31710605		1	0.3%
31810302		2	0.6%
31810705		1	0.3%
31811402		1	0.3%
31910303		1	0.3%
31910508		1	0.3%
31910702		1	0.3%
32010303		1	0.3%
32010808		1	0.3%
32110304		1	0.3%
32110505		1	0.3%
32110601		1	0.3%
32110706		1	0.3%
32210802		1	0.3%
32211104		1	0.3%
32310403		1	0.3%
32310604		1	0.3%
32310701		1	0.3%

File : CSEC4B

Parish: Parish/ward

Value	Label	Cases	Percentage
32310802		1	0.3%
32510102		1	0.3%
32510305		1	0.3%
32510306		2	0.6%
32710303		1	0.3%
32910602		1	0.3%
33010701		1	0.3%
33010703		1	0.3%
33011001		1	0.3%
40220705		1	0.3%
40220805		1	0.3%
40310102		1	0.3%
40310505		1	0.3%
40320102		1	0.3%
40320504		1	0.3%
40330104		1	0.3%
40410203		1	0.3%
40420704		1	0.3%
40440303		1	0.3%
40510402		1	0.3%
40520803		1	0.3%
40521103		1	0.3%
40530104		1	0.3%
40530203		1	0.3%
40610804		1	0.3%
40620102		1	0.3%
40621003		1	0.3%
40621201		1	0.3%
40630307		1	0.3%
40720204		1	0.3%
40720501		1	0.3%
40730303		1	0.3%
40730604		1	0.3%
40810201		1	0.3%
40811202		1	0.3%
40811304		1	0.3%
40910104		1	0.3%
40920305		1	0.3%
40930103		1	0.3%
41010204		1	0.3%
41010502		1	0.3%
41020101		2	0.6%
41030306		1	0.3%

File : CSEC4B

Parish: Parish/ward

Value	Label	Cases	Percentage	
41110301		1	<div></div>	0.3%
41120302		1	<div></div>	0.3%
41130202		1	<div></div>	0.3%
41130402		1	<div></div>	0.3%
41140202		1	<div></div>	0.3%
41140303		1	<div></div>	0.3%
41210304		1	<div></div>	0.3%
41220107		1	<div></div>	0.3%
41220304		1	<div></div>	0.3%
41411601		1	<div></div>	0.3%
41510502		1	<div></div>	0.3%
41510608		1	<div></div>	0.3%
41511004		1	<div></div>	0.3%
41511407		1	<div></div>	0.3%
41710101		1	<div></div>	0.3%
41710201		1	<div></div>	0.3%
41710401		1	<div></div>	0.3%
41710501		1	<div></div>	0.3%
41711004		1	<div></div>	0.3%
41711404		1	<div></div>	0.3%
41810403		1	<div></div>	0.3%
41820102		1	<div></div>	0.3%
41820201		1	<div></div>	0.3%
41820907		1	<div></div>	0.3%
41920402		1	<div></div>	0.3%
42010704		1	<div></div>	0.3%
42010803		1	<div></div>	0.3%
42110801		1	<div></div>	0.3%
42210204		1	<div></div>	0.3%
42310905		1	<div></div>	0.3%
42610402		1	<div></div>	0.3%

Warning: these figures indicate the number of cases found in the data file. They cannot be interpreted as summary statistics of the population of interest.

Villagecode: Village code

Information	[Type= discrete] [Format=numeric] [Range= 1012040204-4261040201] [Missing=*]			
Statistics [NW/ W]	[Valid=308 /-] [Invalid=0 /-]			
Value	Label	Cases	Percentage	
1012040204		1	<div></div>	0.3%
1021010402		1	<div></div>	0.3%
1021010802		1	<div></div>	0.3%
1021020205		1	<div></div>	0.3%
1021020504		1	<div></div>	0.3%
1021020601		1	<div></div>	0.3%
1021020805		1	<div></div>	0.3%

File : CSEC4B

Villagecode: Village code

Value	Label	Cases	Percentage
1021030109		1	0.3%
1021030203		1	0.3%
1021030412		1	0.3%
1021030504		1	0.3%
1021030509		1	0.3%
1021030606		1	0.3%
1021030803		1	0.3%
1021030904		2	0.6%
1021031208		1	0.3%
1021040102		1	0.3%
1021040203		1	0.3%
1021041002		1	0.3%
1021041118		1	0.3%
1021041701		1	0.3%
1021041903		1	0.3%
1021050106		1	0.3%
1021050307		1	0.3%
1021050405		1	0.3%
1021051004		1	0.3%
1021051305		1	0.3%
1021051506		1	0.3%
1021051832		1	0.3%
1031050505		1	0.3%
1041020405		1	0.3%
1041040304		1	0.3%
1041050403		1	0.3%
1042080404		1	0.3%
1051050201		1	0.3%
1061010108		1	0.3%
1061010902		1	0.3%
1061060602		1	0.3%
1071050302		1	0.3%
1071050503		1	0.3%
1072020601		1	0.3%
1073020305		1	0.3%
1073050702		1	0.3%
1081060309		1	0.3%
1083010101		1	0.3%
1083010505		1	0.3%
1083050204		1	0.3%
1101050107		1	0.3%
1102030601		1	0.3%
1102040107		1	0.3%

File : CSEC4B

Villagecode: Village code

Value	Label	Cases	Percentage
1102060309		1	0.3%
1102070403		1	0.3%
1103050102		1	0.3%
1103060102		1	0.3%
1111020105		1	0.3%
1112020403		1	0.3%
1112020618		1	0.3%
1121020302		1	0.3%
1121040209		1	0.3%
1122030104		1	0.3%
1122040303		1	0.3%
1131050402		1	0.3%
1131050505		1	0.3%
1131110205		1	0.3%
1131120307		1	0.3%
1131130204		1	0.3%
1131130602		1	0.3%
1133030101		1	0.3%
1133030109		1	0.3%
1133030504		1	0.3%
1133040308		1	0.3%
1133060601		1	0.3%
1133070102		1	0.3%
1151030204		1	0.3%
1151040307		1	0.3%
1152020907		1	0.3%
1152030702		1	0.3%
1152050405		1	0.3%
1152070306		1	0.3%
1161020501		1	0.3%
1171030802		1	0.3%
1171040504		1	0.3%
1171100309		1	0.3%
1171100312		1	0.3%
1181010407		1	0.3%
1191030304		1	0.3%
1201050202		1	0.3%
1221020604		1	0.3%
1221050203		1	0.3%
1221060206		1	0.3%
1231080303		1	0.3%
1241010603		1	0.3%
1241030216		1	0.3%

File : CSEC4B

Villagecode: Village code

Value	Label	Cases	Percentage
1241040102		1	0.3%
1241070106		1	0.3%
1241080210		1	0.3%
2011060205		2	0.6%
2011100902		1	0.3%
2032020304		1	0.3%
2033010101		1	0.3%
2033030403		1	0.3%
2041010302		1	0.3%
2041020405		1	0.3%
2042030105		1	0.3%
2043010103		1	0.3%
2043010202		1	0.3%
2043020514		1	0.3%
2051040101		1	0.3%
2071030105		1	0.3%
2081021402		2	0.6%
2081040401		1	0.3%
2081071301		1	0.3%
2092010105		1	0.3%
2092010401		1	0.3%
2102050401		4	1.3%
2111010504		1	0.3%
2111030302		1	0.3%
2111060303		1	0.3%
2121040306		1	0.3%
2121050407		1	0.3%
2122020101		1	0.3%
2123050204		1	0.3%
2123110101		1	0.3%
2141010403		1	0.3%
2141010604		1	0.3%
2141020206		1	0.3%
2141080105		1	0.3%
2141130103		1	0.3%
2141130307		4	1.3%
2151090208		1	0.3%
2151150202		1	0.3%
2151200204		1	0.3%
2162020306		2	0.6%
2181030213		1	0.3%
2181150401		1	0.3%
2191031301		1	0.3%

File : CSEC4B

Villagecode: Village code

Value	Label	Cases	Percentage
2191031702		2	<div></div> 0.6%
2211090203		1	<div></div> 0.3%
2211090505		1	<div></div> 0.3%
2221060201		1	<div></div> 0.3%
2231080506		1	<div></div> 0.3%
2231200204		1	<div></div> 0.3%
2231210104		1	<div></div> 0.3%
2231210105		1	<div></div> 0.3%
2231210302		1	<div></div> 0.3%
2231260115		1	<div></div> 0.3%
2231280102		1	<div></div> 0.3%
2241050511		1	<div></div> 0.3%
2251030415		1	<div></div> 0.3%
2251110322		1	<div></div> 0.3%
2261010102		1	<div></div> 0.3%
2261030205		1	<div></div> 0.3%
2261030301		1	<div></div> 0.3%
2261040510		1	<div></div> 0.3%
2281020304		1	<div></div> 0.3%
2301070905		1	<div></div> 0.3%
2321010406		1	<div></div> 0.3%
2322030405		1	<div></div> 0.3%
3021010215		1	<div></div> 0.3%
3022010508		1	<div></div> 0.3%
3022010708		1	<div></div> 0.3%
3022030205		1	<div></div> 0.3%
3022040505		1	<div></div> 0.3%
3022050502		1	<div></div> 0.3%
3032010205		1	<div></div> 0.3%
3032020706		1	<div></div> 0.3%
3032040506		1	<div></div> 0.3%
3034020408		1	<div></div> 0.3%
3034040102		1	<div></div> 0.3%
3034040304		1	<div></div> 0.3%
3034050711		1	<div></div> 0.3%
3035030411		1	<div></div> 0.3%
3035040205		1	<div></div> 0.3%
3041020101		1	<div></div> 0.3%
3042040105		1	<div></div> 0.3%
3042040201		1	<div></div> 0.3%
3043010404		1	<div></div> 0.3%
3051020803		1	<div></div> 0.3%
3061020306		1	<div></div> 0.3%

File : CSEC4B

Villagecode: Village code

Value	Label	Cases	Percentage
3061030101		2	<div></div> 0.6%
3061060103		1	<div></div> 0.3%
3071080206		1	<div></div> 0.3%
3071080301		1	<div></div> 0.3%
3072020302		1	<div></div> 0.3%
3081020606		1	<div></div> 0.3%
3091020502		1	<div></div> 0.3%
3091030501		1	<div></div> 0.3%
3092040606		1	<div></div> 0.3%
3101020203		1	<div></div> 0.3%
3102060309		1	<div></div> 0.3%
3102060408		1	<div></div> 0.3%
3102070603		1	<div></div> 0.3%
3111030202		2	<div></div> 0.6%
3113020101		1	<div></div> 0.3%
3121050202		1	<div></div> 0.3%
3131020505		1	<div></div> 0.3%
3131040312		1	<div></div> 0.3%
3141030403		1	<div></div> 0.3%
3171010102		1	<div></div> 0.3%
3171020201		1	<div></div> 0.3%
3171060512		1	<div></div> 0.3%
3181030204		2	<div></div> 0.6%
3181070501		1	<div></div> 0.3%
3181140207		1	<div></div> 0.3%
3191030304		1	<div></div> 0.3%
3191050803		1	<div></div> 0.3%
3191070202		1	<div></div> 0.3%
3201030323		1	<div></div> 0.3%
3201080801		1	<div></div> 0.3%
3211030405		1	<div></div> 0.3%
3211050502		1	<div></div> 0.3%
3211060105		1	<div></div> 0.3%
3211070617		1	<div></div> 0.3%
3221080206		1	<div></div> 0.3%
3221110412		1	<div></div> 0.3%
3231040301		1	<div></div> 0.3%
3231060409		1	<div></div> 0.3%
3231070104		1	<div></div> 0.3%
3231080204		1	<div></div> 0.3%
3251010205		1	<div></div> 0.3%
3251030508		1	<div></div> 0.3%
3251030601		1	<div></div> 0.3%

File : CSEC4B

Villagecode: Village code

Value	Label	Cases	Percentage
3251030602		1	0.3%
3271030305		1	0.3%
3291060206		1	0.3%
3301070101		1	0.3%
3301070303		1	0.3%
3301100102		1	0.3%
4022070507		1	0.3%
4022080505		1	0.3%
4031010202		1	0.3%
4031050502		1	0.3%
4032010205		1	0.3%
4032050403		1	0.3%
4033010412		1	0.3%
4041020302		1	0.3%
4042070409		1	0.3%
4044030303		1	0.3%
4051040205		1	0.3%
4052080304		1	0.3%
4052110310		1	0.3%
4053010409		1	0.3%
4053020304		1	0.3%
4061080401		1	0.3%
4062010203		1	0.3%
4062100306		1	0.3%
4062120102		1	0.3%
4063030706		1	0.3%
4072020402		1	0.3%
4072050104		1	0.3%
4073030305		1	0.3%
4073060419		1	0.3%
4081020104		1	0.3%
4081120206		1	0.3%
4081130406		1	0.3%
4091010401		1	0.3%
4092030509		1	0.3%
4093010304		1	0.3%
4101020405		1	0.3%
4101050204		1	0.3%
4102010106		1	0.3%
4102010107		1	0.3%
4103030601		1	0.3%
4111030105		1	0.3%
4112030202		1	0.3%

File : CSEC4B

Villagecode: Village code

Value	Label	Cases	Percentage
4113020204		1	0.3%
4113040203		1	0.3%
4114020204		1	0.3%
4114030308		1	0.3%
4121030414		1	0.3%
4122010704		1	0.3%
4122030405		1	0.3%
4141160106		1	0.3%
4151050204		1	0.3%
4151060812		1	0.3%
4151100404		1	0.3%
4151140703		1	0.3%
4171010109		1	0.3%
4171020103		1	0.3%
4171040107		1	0.3%
4171050107		1	0.3%
4171100404		1	0.3%
4171140402		1	0.3%
4181040301		1	0.3%
4182010203		1	0.3%
4182020104		1	0.3%
4182090702		1	0.3%
4192040205		1	0.3%
4201070403		1	0.3%
4201080309		1	0.3%
4211080107		1	0.3%
4221020401		1	0.3%
4231090509		1	0.3%
4261040201		1	0.3%

Warning: these figures indicate the number of cases found in the data file. They cannot be interpreted as summary statistics of the population of interest.

C4BQ16: What is the total number of inpatient maternity beds at this facility?

Information	[Type= continuous] [Format=numeric] [Range= 0-83] [Missing=*]
Statistics [NW/ W]	[Valid=259 /-] [Invalid=49 /-]

C4BQ17: Does this facility have electricity from the grid?

Information	[Type= discrete] [Format=numeric] [Range= 1-3] [Missing=*]
Statistics [NW/ W]	[Valid=259 /-] [Invalid=49 /-]









Value	Label	Cases	Percentage
1	Yes, Hydro	92	35.5%
2	Yes, Thermo	0	
3	No	167	64.5%
Sysmiss		49	

Warning: these figures indicate the number of cases found in the data file. They cannot be interpreted as summary statistics of the population of interest.

File : CSEC4B

C4BQ18: How many days last week did this facility experience power shortages that lasted



Information	[Type= discrete] [Format=numeric] [Range= 0-7] [Missing=*]
Statistics [NW/ W]	[Valid=92 /-] [Invalid=216 /-]

Value	Label	Cases	Percentage
0		21	 22.8%
1		9	 9.8%
2		20	 21.7%
3		17	 18.5%
4		12	 13.0%
5		3	 3.3%
6		1	 1.1%
7		9	 9.8%
Sysmiss		216	

Warning: these figures indicate the number of cases found in the data file. They cannot be interpreted as summary statistics of the population of interest.

C4BQ19: Does the health facility have a working generator?



Information	[Type= discrete] [Format=numeric] [Range= 1-2] [Missing=*]
Statistics [NW/ W]	[Valid=259 /-] [Invalid=49 /-]

Value	Label	Cases	Percentage
1	Yes	35	 13.5%
2	No	224	 86.5%
Sysmiss		49	

Warning: these figures indicate the number of cases found in the data file. They cannot be interpreted as summary statistics of the population of interest.

C4BQ20: Does the health facility have a solar panel?



Information	[Type= discrete] [Format=numeric] [Range= 1-2] [Missing=*]
Statistics [NW/ W]	[Valid=259 /-] [Invalid=49 /-]

Value	Label	Cases	Percentage
1	Yes	142	 54.8%
2	No	117	 45.2%
Sysmiss		49	

Warning: these figures indicate the number of cases found in the data file. They cannot be interpreted as summary statistics of the population of interest.

C4BQ21: Does the health facility have an ambulance?

Information	[Type= discrete] [Format=numeric] [Range= 1-2] [Missing=*]
Statistics [NW/ W]	[Valid=258 /-] [Invalid=50 /-]

Value	Label	Cases	Percentage
1	Yes	47	 18.2%
2	No	211	 81.8%
Sysmiss		50	

Warning: these figures indicate the number of cases found in the data file. They cannot be interpreted as summary statistics of the population of interest.

C4BQ22: Is an ambulance available for use by this facility?

Information	[Type= discrete] [Format=numeric] [Range= 1-2] [Missing=*]
Statistics [NW/ W]	[Valid=211 /-] [Invalid=97 /-]

File : CSEC4B

C4BQ22: Is an ambulance available for use by this facility?

Value	Label	Cases	Percentage
1	Yes	84	<div><div></div></div> 39.8%
2	No	127	<div><div></div></div> 60.2%
Sysmiss		97	

Warning: these figures indicate the number of cases found in the data file. They cannot be interpreted as summary statistics of the population of interest.

C4BQ23: What is the distance from this health facility to the nearest ambulance?

Information	[Type= continuous] [Format=numeric] [Range= 1-60] [Missing=*]
Statistics [NW/ W]	[Valid=84 /-] [Invalid=224 /-]

C4BQ24: Does the health facility provide food for staff?

Information	[Type= discrete] [Format=numeric] [Range= 1-2] [Missing=*]
Statistics [NW/ W]	[Valid=258 /-] [Invalid=50 /-]

Value	Label	Cases	Percentage
1	Yes	12	<div><div></div></div> 4.7%
2	No	246	<div><div></div></div> 95.3%
Sysmiss		50	

Warning: these figures indicate the number of cases found in the data file. They cannot be interpreted as summary statistics of the population of interest.

C4BQ25: Does the health facility provide food for inpatients?

Information	[Type= discrete] [Format=numeric] [Range= 1-2] [Missing=*]
Statistics [NW/ W]	[Valid=258 /-] [Invalid=50 /-]

Value	Label	Cases	Percentage
1	Yes	3	<div><div></div></div> 1.2%
2	No	255	<div><div></div></div> 98.8%
Sysmiss		50	

Warning: these figures indicate the number of cases found in the data file. They cannot be interpreted as summary statistics of the population of interest.

C4BQ26: What is the distance from this facility to the nearest bank?

Information	[Type= continuous] [Format=numeric] [Range= 0-100] [Missing=*]
Statistics [NW/ W]	[Valid=258 /-] [Invalid=50 /-]

C4BQ27: What is the distance from this facility to the District Health Office/Health Sub

Information	[Type= continuous] [Format=numeric] [Range= 0-90] [Missing=*]
Statistics [NW/ W]	[Valid=258 /-] [Invalid=50 /-]

C4BQ28: What is the distance from this facility to the nearest trading centre?

Information	[Type= continuous] [Format=numeric] [Range= 0-13] [Missing=*]
Statistics [NW/ W]	[Valid=258 /-] [Invalid=50 /-]

C4BQ29: A functioning computer for general use by the health centre or only for a specif

Information	[Type= discrete] [Format=numeric] [Range= 1-2] [Missing=*]
Statistics [NW/ W]	[Valid=259 /-] [Invalid=49 /-]

Value	Label	Cases	Percentage
1	Yes	74	<div><div></div></div> 28.6%
2	No	185	<div><div></div></div> 71.4%
Sysmiss		49	

File : CSEC4B

C4BQ29: A functioning computer for general use by the health centre or only for a specif

Warning: these figures indicate the number of cases found in the data file. They cannot be interpreted as summary statistics of the population of interest.

C4BQ30: An official telephone (land line or mobile phone)?

Information [Type= discrete] [Format=numeric] [Range= 1-3] [Missing=*]

Statistics [NW/ W] [Valid=258 /-] [Invalid=50 /-]

Value	Label	Cases	Percentage
1	Yes, landline	23	<div><div></div></div> 8.9%
2	Yes, mobile	4	<div><div></div></div> 1.6%
3	No	231	<div><div></div></div> 89.5%
Sysmiss		50	

Warning: these figures indicate the number of cases found in the data file. They cannot be interpreted as summary statistics of the population of interest.

C4BQ31: A functioning radio call for communication?

Information [Type= discrete] [Format=numeric] [Range= 1-3] [Missing=*]

Statistics [NW/ W] [Valid=258 /-] [Invalid=50 /-]

Value	Label	Cases	Percentage
1	Yes	4	<div><div></div></div> 1.6%
2	No	217	<div><div></div></div> 84.1%
3	Not Applicable	37	<div><div></div></div> 14.3%
Sysmiss		50	

Warning: these figures indicate the number of cases found in the data file. They cannot be interpreted as summary statistics of the population of interest.

C4BQ32: A laboratory?

Information [Type= discrete] [Format=numeric] [Range= 1-2] [Missing=*]

Statistics [NW/ W] [Valid=259 /-] [Invalid=49 /-]

Value	Label	Cases	Percentage
1	Yes	181	<div><div></div></div> 69.9%
2	No	78	<div><div></div></div> 30.1%
Sysmiss		49	

Warning: these figures indicate the number of cases found in the data file. They cannot be interpreted as summary statistics of the population of interest.

C4BQ33: CD - 4 machines? (for HC IV and above)

Information [Type= discrete] [Format=numeric] [Range= 1-2] [Missing=*]

Statistics [NW/ W] [Valid=259 /-] [Invalid=49 /-]

Value	Label	Cases	Percentage
1	Yes	63	<div><div></div></div> 24.3%
2	No	196	<div><div></div></div> 75.7%
Sysmiss		49	

Warning: these figures indicate the number of cases found in the data file. They cannot be interpreted as summary statistics of the population of interest.

C4BQ34: A working refrigerator for vaccines?

Information [Type= discrete] [Format=numeric] [Range= 1-2] [Missing=*]

Statistics [NW/ W] [Valid=259 /-] [Invalid=49 /-]

Value	Label	Cases	Percentage
1	Yes	224	<div><div></div></div> 86.5%
2	No	35	<div><div></div></div> 13.5%

File : CSEC4B			
# C4BQ34: A working refrigerator for vaccines?			
Value	Label	Cases	Percentage
Sysmiss		49	
<i>Warning: these figures indicate the number of cases found in the data file. They cannot be interpreted as summary statistics of the population of interest.</i>			
# C4BQ35: An icebox for transporting vaccines?			
Information	[Type= discrete] [Format=numeric] [Range= 1-2] [Missing=*]		
Statistics [NW/ W]	[Valid=259 /-] [Invalid=49 /-]		
Value	Label	Cases	Percentage
1	Yes	236	<div><div></div></div> 91.1%
2	No	23	<div><div></div></div> 8.9%
Sysmiss		49	
<i>Warning: these figures indicate the number of cases found in the data file. They cannot be interpreted as summary statistics of the population of interest.</i>			
# C4BQ36: A working microscope?			
Information	[Type= discrete] [Format=numeric] [Range= 1-2] [Missing=*]		
Statistics [NW/ W]	[Valid=259 /-] [Invalid=49 /-]		
Value	Label	Cases	Percentage
1	Yes	174	<div><div></div></div> 67.2%
2	No	85	<div><div></div></div> 32.8%
Sysmiss		49	
<i>Warning: these figures indicate the number of cases found in the data file. They cannot be interpreted as summary statistics of the population of interest.</i>			
# C4BQ37: A delivery bed?			
Information	[Type= discrete] [Format=numeric] [Range= 1-2] [Missing=*]		
Statistics [NW/ W]	[Valid=259 /-] [Invalid=49 /-]		
Value	Label	Cases	Percentage
1	Yes	188	<div><div></div></div> 72.6%
2	No	71	<div><div></div></div> 27.4%
Sysmiss		49	
<i>Warning: these figures indicate the number of cases found in the data file. They cannot be interpreted as summary statistics of the population of interest.</i>			
# C4BQ38: A BP machine?			
Information	[Type= discrete] [Format=numeric] [Range= 1-2] [Missing=*]		
Statistics [NW/ W]	[Valid=259 /-] [Invalid=49 /-]		
Value	Label	Cases	Percentage
1	Yes	219	<div><div></div></div> 84.6%
2	No	40	<div><div></div></div> 15.4%
Sysmiss		49	
<i>Warning: these figures indicate the number of cases found in the data file. They cannot be interpreted as summary statistics of the population of interest.</i>			
# C4BQ39: Sterilization equipment?			
Information	[Type= discrete] [Format=numeric] [Range= 1-2] [Missing=*]		
Statistics [NW/ W]	[Valid=259 /-] [Invalid=49 /-]		
Value	Label	Cases	Percentage
1	Yes	143	<div><div></div></div> 55.2%
2	No	116	<div><div></div></div> 44.8%

File : CSEC4B			
# C4BQ39: Sterilization equipment?			
Value	Label	Cases	Percentage
Sysmiss		49	
<i>Warning: these figures indicate the number of cases found in the data file. They cannot be interpreted as summary statistics of the population of interest.</i>			
# C4BQ40: A functioning bicycle?			
Information	[Type= discrete] [Format=numeric] [Range= 1-2] [Missing=*]		
Statistics [NW/ W]	[Valid=259 /-] [Invalid=49 /-]		
Value	Label	Cases	Percentage
1	Yes	73	<div></div> 28.2%
2	No	186	<div></div> 71.8%
Sysmiss		49	
<i>Warning: these figures indicate the number of cases found in the data file. They cannot be interpreted as summary statistics of the population of interest.</i>			
# C4BQ41: A functioning motorcycle?			
Information	[Type= discrete] [Format=numeric] [Range= 1-2] [Missing=*]		
Statistics [NW/ W]	[Valid=259 /-] [Invalid=49 /-]		
Value	Label	Cases	Percentage
1	Yes	79	<div></div> 30.5%
2	No	180	<div></div> 69.5%
Sysmiss		49	
<i>Warning: these figures indicate the number of cases found in the data file. They cannot be interpreted as summary statistics of the population of interest.</i>			
# C4BQ42: Functioning standing weighing scales?			
Information	[Type= discrete] [Format=numeric] [Range= 1-2] [Missing=*]		
Statistics [NW/ W]	[Valid=259 /-] [Invalid=49 /-]		
Value	Label	Cases	Percentage
1	Yes	209	<div></div> 80.7%
2	No	50	<div></div> 19.3%
Sysmiss		49	
<i>Warning: these figures indicate the number of cases found in the data file. They cannot be interpreted as summary statistics of the population of interest.</i>			
# C4BQ43: Functioning hanging weighing scales?			
Information	[Type= discrete] [Format=numeric] [Range= 1-2] [Missing=*]		
Statistics [NW/ W]	[Valid=259 /-] [Invalid=49 /-]		
Value	Label	Cases	Percentage
1	Yes	229	<div></div> 88.4%
2	No	30	<div></div> 11.6%
Sysmiss		49	
<i>Warning: these figures indicate the number of cases found in the data file. They cannot be interpreted as summary statistics of the population of interest.</i>			
# C4BQ44: Functioning height measurement equipment?			
Information	[Type= discrete] [Format=numeric] [Range= 1-2] [Missing=*]		
Statistics [NW/ W]	[Valid=259 /-] [Invalid=49 /-]		
Value	Label	Cases	Percentage
1	Yes	133	<div></div> 51.4%
2	No	126	<div></div> 48.6%

File : CSEC4B

C4BQ44: Functioning height measurement equipment?

Value	Label	Cases	Percentage
Sysmiss		49	

Warning: these figures indicate the number of cases found in the data file. They cannot be interpreted as summary statistics of the population of interest.

Health_Response: Health Response Status

Information	[Type= discrete] [Format=numeric] [Range= 1-3] [Missing=*]
Statistics [NW/ W]	[Valid=282 /-] [Invalid=26 /-]

Value	Label	Cases	Percentage
1	Completed	207	73.4%
2	Partially Done	22	7.8%
3	Not Done	53	18.8%
Sysmiss		26	

Warning: these figures indicate the number of cases found in the data file. They cannot be interpreted as summary statistics of the population of interest.

Reason_Health_Not_Done: Reason Health not done:

Information	[Type= discrete] [Format=character] [Missing=*]
Statistics [NW/ W]	[Valid=50 /-] [Invalid=0 /-]

Value	Label	Cases	Percentage
Available facility is a hospital NAGURU		1	2.0%
FACILITY MAINLY USED IS HOSPITAL		1	2.0%
Facility not open. Staff absenteeism.		1	2.0%
HEALTH CENTRE DEMOLISHED FOR RENOVATION		1	2.0%
HEALTH WORK NOT FOUND TO BE DONE DURING THE 2nd VISIT		1	2.0%
Hospital		1	2.0%
Hospital Level		1	2.0%
Hospital is most common Facility		1	2.0%
Hospital level		1	2.0%
IN CHARGE & ASSISTANT IN WORKSOP FOR A WEEK. TO BE DONE DURING SECOND VISIST		1	2.0%
IN CHARGE NOT AROUND		1	2.0%

File : CSEC4B

Reason_Health_Not_Done: Reason Health not done:

Value	Label	Cases	Percentage
TO BE CAPTURED DURING 2nd VISIT			
INCHARGE HAD GONE TO THE REFUGEE CAMP FOR A MEETING		1	<div><div></div></div> 2.0%
INCHARGE NEEDED AN INTRODUCTOR LETTER FROM THE DISTRICT HEALTH OFFICER		1	<div><div></div></div> 2.0%
INCHARGE NOT AROUND & OTHERS WERE TOO BUSY TO ATTEND TO ME		1	<div><div></div></div> 2.0%
Main facility is a Hospital		1	<div><div></div></div> 2.0%
NO BODY WAS AT THE HEALTH CENTER/ IT WAS LOCKED FOR THE THREE DAS WE WERE IN THE EA		1	<div><div></div></div> 2.0%
NOT DONE, ITS A WEEKEND		1	<div><div></div></div> 2.0%
Not there. Go to mainland at different locations		1	<div><div></div></div> 2.0%
Refferal Hospital		3	<div><div></div></div> 6.0%
Refferal hospital		1	<div><div></div></div> 2.0%
THE COMMUNITY MAINLY USES LUBAGA HOSPITAL		1	<div><div></div></div> 2.0%
THE COMMUNITY MEMBERS ACCESS THEIR TREATMENT FROM NAGURU HOSPITAL		1	<div><div></div></div> 2.0%

File : CSEC4B

Reason_Health_Not_Done: Reason Health not done:

Value	Label	Cases	Percentage
THE COMMUNITY USE MASINDI HOSPITAL		1	2.0%
THE COMMUNITY USE KAGADI HOSPITAL		1	2.0%
THE COMMUNITY USES A HOSPITAL		1	2.0%
THE COMMUNITY USES THE HOSPITAL		1	2.0%
THE COMMUNITY USES THE HOSPITAL HENCE NOT DATA IS COLLECTED FROM .		1	2.0%
THE ONE RESPONSIBLE FOR ANSWERING WASNT PRESENT. WILL DO IT NEXT VISIT		1	2.0%
THEY HAD ALL GONE FOR OUTREACH(THE ARE ONLY TWO)		1	2.0%
THEY USE A PRIVATE HOSPITAL & P7 PUPILS HAD ALREADY LEFT SCHOOL.		1	2.0%
THEY USE NAGURU HOSPITAL		1	2.0%
The Community uses the Referral Hospital		1	2.0%
The community members mainly go to Entebbe hospital		1	2.0%
They use a hospital called		1	2.0%

File : CSEC4B

Reason_Health_Not_Done: Reason Health not done:

Value	Label	Cases	Percentage
buloba st. francis hospital			
They use the main Hospital KAYUNGA HOSPITAL		1	<div></div> 2.0%
WEEKEND		1	<div></div> 2.0%
data collected by another team in trip 1		1	<div></div> 2.0%
done by another team in trip 1		1	<div></div> 2.0%
it's a gorvenment hospital (st francis buluba hospital)		1	<div></div> 2.0%
no health centre at the island		1	<div></div> 2.0%
staff gone on outreach		2	<div></div> 4.0%
the community now uses Mulago Hospital after the HC has been demolished for renovation		1	<div></div> 2.0%
the community uses Naguru Hospital		1	<div></div> 2.0%
the community uses a private hospital		1	<div></div> 2.0%
they mainly use Nsambya hospital		1	<div></div> 2.0%
they use a gov"t hospital (kamuli hospital)		1	<div></div> 2.0%
weekend		1	<div></div> 2.0%

Warning: these figures indicate the number of cases found in the data file. They cannot be interpreted as summary statistics of the population of interest.

File : CSEC4C

District_Name: District name

Information [Type= discrete] [Format=numeric] [Range= 101-426] [Missing=*]

Statistics [NW/ W] [Valid=3696 /-] [Invalid=0 /-]

Value	Label	Cases	Percentage
101		12	0.3%
102		348	9.4%
103		12	0.3%
104		48	1.3%
105		12	0.3%
106		36	1.0%
107		60	1.6%
108		48	1.3%
110		84	2.3%
111		36	1.0%
112		48	1.3%
113		144	3.9%
115		72	1.9%
116		12	0.3%
117		48	1.3%
118		12	0.3%
119		12	0.3%
120		12	0.3%
122		36	1.0%
123		12	0.3%
124		60	1.6%
201		36	1.0%
203		36	1.0%
204		72	1.9%
205		12	0.3%
207		12	0.3%
208		48	1.3%
209		24	0.6%
210		48	1.3%
211		36	1.0%
212		60	1.6%
214		108	2.9%
215		36	1.0%
216		24	0.6%
218		24	0.6%
219		36	1.0%
221		24	0.6%
222		12	0.3%
223		84	2.3%
224		12	0.3%
225		24	0.6%

File : CSEC4C

District_Name: District name

Value	Label	Cases	Percentage
226		48	<div></div> 1.3%
228		12	<div></div> 0.3%
230		12	<div></div> 0.3%
232		24	<div></div> 0.6%
302		72	<div></div> 1.9%
303		108	<div></div> 2.9%
304		48	<div></div> 1.3%
305		12	<div></div> 0.3%
306		48	<div></div> 1.3%
307		36	<div></div> 1.0%
308		12	<div></div> 0.3%
309		36	<div></div> 1.0%
310		48	<div></div> 1.3%
311		36	<div></div> 1.0%
312		12	<div></div> 0.3%
313		24	<div></div> 0.6%
314		12	<div></div> 0.3%
317		36	<div></div> 1.0%
318		48	<div></div> 1.3%
319		36	<div></div> 1.0%
320		24	<div></div> 0.6%
321		48	<div></div> 1.3%
322		24	<div></div> 0.6%
323		48	<div></div> 1.3%
325		48	<div></div> 1.3%
327		12	<div></div> 0.3%
329		12	<div></div> 0.3%
330		36	<div></div> 1.0%
402		24	<div></div> 0.6%
403		60	<div></div> 1.6%
404		36	<div></div> 1.0%
405		60	<div></div> 1.6%
406		60	<div></div> 1.6%
407		48	<div></div> 1.3%
408		36	<div></div> 1.0%
409		36	<div></div> 1.0%
410		60	<div></div> 1.6%
411		72	<div></div> 1.9%
412		36	<div></div> 1.0%
414		12	<div></div> 0.3%
415		48	<div></div> 1.3%
417		72	<div></div> 1.9%
418		48	<div></div> 1.3%

File : CSEC4C

District_Name: District name

Value	Label	Cases	Percentage
419		12	0.3%
420		24	0.6%
421		12	0.3%
422		12	0.3%
423		12	0.3%
426		12	0.3%

Warning: these figures indicate the number of cases found in the data file. They cannot be interpreted as summary statistics of the population of interest.

SubCounty: Sub-county/division/town council

Information	[Type= discrete] [Format=numeric] [Range= 101204-426104] [Missing=*]
Statistics [NW/ W]	[Valid=3696 /-] [Invalid=0 /-]

Value	Label	Cases	Percentage
101204		12	0.3%
102101		24	0.6%
102102		48	1.3%
102103		120	3.2%
102104		72	1.9%
102105		84	2.3%
103105		12	0.3%
104102		12	0.3%
104104		12	0.3%
104105		12	0.3%
104208		12	0.3%
105105		12	0.3%
106101		24	0.6%
106106		12	0.3%
107105		24	0.6%
107202		12	0.3%
107302		12	0.3%
107305		12	0.3%
108106		12	0.3%
108301		24	0.6%
108305		12	0.3%
110105		12	0.3%
110203		12	0.3%
110204		12	0.3%
110206		12	0.3%
110207		12	0.3%
110305		12	0.3%
110306		12	0.3%
111102		12	0.3%
111202		24	0.6%
112102		12	0.3%
112104		12	0.3%

File : CSEC4C

SubCounty: Sub-county/division/town council

Value	Label	Cases	Percentage
112203		12	<div></div> 0.3%
112204		12	<div></div> 0.3%
113105		24	<div></div> 0.6%
113111		12	<div></div> 0.3%
113112		12	<div></div> 0.3%
113113		24	<div></div> 0.6%
113303		36	<div></div> 1.0%
113304		12	<div></div> 0.3%
113306		12	<div></div> 0.3%
113307		12	<div></div> 0.3%
115103		12	<div></div> 0.3%
115104		12	<div></div> 0.3%
115202		12	<div></div> 0.3%
115203		12	<div></div> 0.3%
115205		12	<div></div> 0.3%
115207		12	<div></div> 0.3%
116102		12	<div></div> 0.3%
117103		12	<div></div> 0.3%
117104		12	<div></div> 0.3%
117110		24	<div></div> 0.6%
118101		12	<div></div> 0.3%
119103		12	<div></div> 0.3%
120105		12	<div></div> 0.3%
122102		12	<div></div> 0.3%
122105		12	<div></div> 0.3%
122106		12	<div></div> 0.3%
123108		12	<div></div> 0.3%
124101		12	<div></div> 0.3%
124103		12	<div></div> 0.3%
124104		12	<div></div> 0.3%
124107		12	<div></div> 0.3%
124108		12	<div></div> 0.3%
201106		24	<div></div> 0.6%
201110		12	<div></div> 0.3%
203202		12	<div></div> 0.3%
203301		12	<div></div> 0.3%
203303		12	<div></div> 0.3%
204101		12	<div></div> 0.3%
204102		12	<div></div> 0.3%
204203		12	<div></div> 0.3%
204301		24	<div></div> 0.6%
204302		12	<div></div> 0.3%
205104		12	<div></div> 0.3%

File : CSEC4C

SubCounty: Sub-county/division/town council

Value	Label	Cases	Percentage
207103		12	0.3%
208102		24	0.6%
208104		12	0.3%
208107		12	0.3%
209201		24	0.6%
210205		48	1.3%
211101		12	0.3%
211103		12	0.3%
211106		12	0.3%
212104		12	0.3%
212105		12	0.3%
212202		12	0.3%
212305		12	0.3%
212311		12	0.3%
214101		24	0.6%
214102		12	0.3%
214108		12	0.3%
214113		60	1.6%
215109		12	0.3%
215115		12	0.3%
215120		12	0.3%
216202		24	0.6%
218103		12	0.3%
218115		12	0.3%
219103		36	1.0%
221109		24	0.6%
222106		12	0.3%
223108		12	0.3%
223120		12	0.3%
223121		36	1.0%
223126		12	0.3%
223128		12	0.3%
224105		12	0.3%
225103		12	0.3%
225111		12	0.3%
226101		12	0.3%
226103		24	0.6%
226104		12	0.3%
228102		12	0.3%
230107		12	0.3%
232101		12	0.3%
232203		12	0.3%
302101		12	0.3%












































File : CSEC4C

SubCounty: Sub-county/division/town council

Value	Label	Cases	Percentage
302201		24	0.6%
302203		12	0.3%
302204		12	0.3%
302205		12	0.3%
303201		12	0.3%
303202		12	0.3%
303204		12	0.3%
303402		12	0.3%
303404		24	0.6%
303405		12	0.3%
303503		12	0.3%
303504		12	0.3%
304102		12	0.3%
304204		24	0.6%
304301		12	0.3%
305102		12	0.3%
306102		12	0.3%
306103		24	0.6%
306106		12	0.3%
307108		24	0.6%
307202		12	0.3%
308102		12	0.3%
309102		12	0.3%
309103		12	0.3%
309204		12	0.3%
310102		12	0.3%
310206		24	0.6%
310207		12	0.3%
311103		24	0.6%
311302		12	0.3%
312105		12	0.3%
313102		12	0.3%
313104		12	0.3%
314103		12	0.3%
317101		12	0.3%
317102		12	0.3%
317106		12	0.3%
318103		24	0.6%
318107		12	0.3%
318114		12	0.3%
319103		12	0.3%
319105		12	0.3%
319107		12	0.3%

File : CSEC4C

SubCounty: Sub-county/division/town council

Value	Label	Cases	Percentage
320103		12	 0.3%
320108		12	 0.3%
321103		12	 0.3%
321105		12	 0.3%
321106		12	 0.3%
321107		12	 0.3%
322108		12	 0.3%
322111		12	 0.3%
323104		12	 0.3%
323106		12	 0.3%
323107		12	 0.3%
323108		12	 0.3%
325101		12	 0.3%
325103		36	 1.0%
327103		12	 0.3%
329106		12	 0.3%
330107		24	 0.6%
330110		12	 0.3%
402207		12	 0.3%
402208		12	 0.3%
403101		12	 0.3%
403105		12	 0.3%
403201		12	 0.3%
403205		12	 0.3%
403301		12	 0.3%
404102		12	 0.3%
404207		12	 0.3%
404403		12	 0.3%
405104		12	 0.3%
405208		12	 0.3%
405211		12	 0.3%
405301		12	 0.3%
405302		12	 0.3%
406108		12	 0.3%
406201		12	 0.3%
406210		12	 0.3%
406212		12	 0.3%
406303		12	 0.3%
407202		12	 0.3%
407205		12	 0.3%
407303		12	 0.3%
407306		12	 0.3%
408102		12	 0.3%

File : CSEC4C

SubCounty: Sub-county/division/town council

Value	Label	Cases	Percentage
408112		12	<div></div> 0.3%
408113		12	<div></div> 0.3%
409101		12	<div></div> 0.3%
409203		12	<div></div> 0.3%
409301		12	<div></div> 0.3%
410102		12	<div></div> 0.3%
410105		12	<div></div> 0.3%
410201		24	<div></div> 0.6%
410303		12	<div></div> 0.3%
411103		12	<div></div> 0.3%
411203		12	<div></div> 0.3%
411302		12	<div></div> 0.3%
411304		12	<div></div> 0.3%
411402		12	<div></div> 0.3%
411403		12	<div></div> 0.3%
412103		12	<div></div> 0.3%
412201		12	<div></div> 0.3%
412203		12	<div></div> 0.3%
414116		12	<div></div> 0.3%
415105		12	<div></div> 0.3%
415106		12	<div></div> 0.3%
415110		12	<div></div> 0.3%
415114		12	<div></div> 0.3%
417101		12	<div></div> 0.3%
417102		12	<div></div> 0.3%
417104		12	<div></div> 0.3%
417105		12	<div></div> 0.3%
417110		12	<div></div> 0.3%
417114		12	<div></div> 0.3%
418104		12	<div></div> 0.3%
418201		12	<div></div> 0.3%
418202		12	<div></div> 0.3%
418209		12	<div></div> 0.3%
419204		12	<div></div> 0.3%
420107		12	<div></div> 0.3%
420108		12	<div></div> 0.3%
421108		12	<div></div> 0.3%
422102		12	<div></div> 0.3%
423109		12	<div></div> 0.3%
426104		12	<div></div> 0.3%

Warning: these figures indicate the number of cases found in the data file. They cannot be interpreted as summary statistics of the population of interest.

Parish: Parish/ward

Information [Type= discrete] [Format=numeric] [Range= 10120402-42610402] [Missing=*]

File : CSEC4C

Parish: Parish/ward

Statistics [NW/ W] [Valid=3696 /-] [Invalid=0 /-]

Value	Label	Cases	Percentage	
10120402		12	<div></div>	0.3%
10210104		12	<div></div>	0.3%
10210108		12	<div></div>	0.3%
10210202		12	<div></div>	0.3%
10210205		12	<div></div>	0.3%
10210206		12	<div></div>	0.3%
10210208		12	<div></div>	0.3%
10210301		12	<div></div>	0.3%
10210302		12	<div></div>	0.3%
10210304		12	<div></div>	0.3%
10210305		24	<div></div>	0.6%
10210306		12	<div></div>	0.3%
10210308		12	<div></div>	0.3%
10210309		24	<div></div>	0.6%
10210312		12	<div></div>	0.3%
10210401		12	<div></div>	0.3%
10210402		12	<div></div>	0.3%
10210410		12	<div></div>	0.3%
10210411		12	<div></div>	0.3%
10210417		12	<div></div>	0.3%
10210419		12	<div></div>	0.3%
10210501		12	<div></div>	0.3%
10210503		12	<div></div>	0.3%
10210504		12	<div></div>	0.3%
10210510		12	<div></div>	0.3%
10210513		12	<div></div>	0.3%
10210515		12	<div></div>	0.3%
10210518		12	<div></div>	0.3%
10310505		12	<div></div>	0.3%
10410204		12	<div></div>	0.3%
10410403		12	<div></div>	0.3%
10410504		12	<div></div>	0.3%
10420804		12	<div></div>	0.3%
10510502		12	<div></div>	0.3%
10610101		12	<div></div>	0.3%
10610109		12	<div></div>	0.3%
10610606		12	<div></div>	0.3%
10710503		12	<div></div>	0.3%
10710505		12	<div></div>	0.3%
10720206		12	<div></div>	0.3%
10730203		12	<div></div>	0.3%
10730507		12	<div></div>	0.3%

File : CSEC4C

Parish: Parish/ward

Value	Label	Cases	Percentage	
10810603		12	<div></div>	0.3%
10830101		12	<div></div>	0.3%
10830105		12	<div></div>	0.3%
10830502		12	<div></div>	0.3%
11010501		12	<div></div>	0.3%
11020306		12	<div></div>	0.3%
11020401		12	<div></div>	0.3%
11020603		12	<div></div>	0.3%
11020704		12	<div></div>	0.3%
11030501		12	<div></div>	0.3%
11030601		12	<div></div>	0.3%
11110201		12	<div></div>	0.3%
11120204		12	<div></div>	0.3%
11120206		12	<div></div>	0.3%
11210203		12	<div></div>	0.3%
11210402		12	<div></div>	0.3%
11220301		12	<div></div>	0.3%
11220403		12	<div></div>	0.3%
11310504		12	<div></div>	0.3%
11310505		12	<div></div>	0.3%
11311102		12	<div></div>	0.3%
11311203		12	<div></div>	0.3%
11311302		12	<div></div>	0.3%
11311306		12	<div></div>	0.3%
11330301		24	<div></div>	0.6%
11330305		12	<div></div>	0.3%
11330403		12	<div></div>	0.3%
11330606		12	<div></div>	0.3%
11330701		12	<div></div>	0.3%
11510302		12	<div></div>	0.3%
11510403		12	<div></div>	0.3%
11520209		12	<div></div>	0.3%
11520307		12	<div></div>	0.3%
11520504		12	<div></div>	0.3%
11520703		12	<div></div>	0.3%
11610205		12	<div></div>	0.3%
11710308		12	<div></div>	0.3%
11710405		12	<div></div>	0.3%
11711003		24	<div></div>	0.6%
11810104		12	<div></div>	0.3%
11910303		12	<div></div>	0.3%
12010502		12	<div></div>	0.3%
12210206		12	<div></div>	0.3%

File : CSEC4C

Parish: Parish/ward

Value	Label	Cases	Percentage	
12210502		12	<div></div>	0.3%
12210602		12	<div></div>	0.3%
12310803		12	<div></div>	0.3%
12410106		12	<div></div>	0.3%
12410302		12	<div></div>	0.3%
12410401		12	<div></div>	0.3%
12410701		12	<div></div>	0.3%
12410802		12	<div></div>	0.3%
20110602		24	<div></div>	0.6%
20111009		12	<div></div>	0.3%
20320203		12	<div></div>	0.3%
20330101		12	<div></div>	0.3%
20330304		12	<div></div>	0.3%
20410103		12	<div></div>	0.3%
20410204		12	<div></div>	0.3%
20420301		12	<div></div>	0.3%
20430101		12	<div></div>	0.3%
20430102		12	<div></div>	0.3%
20430205		12	<div></div>	0.3%
20510401		12	<div></div>	0.3%
20710301		12	<div></div>	0.3%
20810214		24	<div></div>	0.6%
20810404		12	<div></div>	0.3%
20810713		12	<div></div>	0.3%
20920101		12	<div></div>	0.3%
20920104		12	<div></div>	0.3%
21020504		48	<div></div>	1.3%
21110105		12	<div></div>	0.3%
21110303		12	<div></div>	0.3%
21110603		12	<div></div>	0.3%
21210403		12	<div></div>	0.3%
21210504		12	<div></div>	0.3%
21220201		12	<div></div>	0.3%
21230502		12	<div></div>	0.3%
21231101		12	<div></div>	0.3%
21410104		12	<div></div>	0.3%
21410106		12	<div></div>	0.3%
21410202		12	<div></div>	0.3%
21410801		12	<div></div>	0.3%
21411301		12	<div></div>	0.3%
21411303		48	<div></div>	1.3%
21510902		12	<div></div>	0.3%
21511502		12	<div></div>	0.3%

File : CSEC4C

Parish: Parish/ward

Value	Label	Cases	Percentage
21512002		12	<div><div></div></div> 0.3%
21620203		24	<div><div></div></div> 0.6%
21810302		12	<div><div></div></div> 0.3%
21811504		12	<div><div></div></div> 0.3%
21910313		12	<div><div></div></div> 0.3%
21910317		24	<div><div></div></div> 0.6%
22110902		12	<div><div></div></div> 0.3%
22110905		12	<div><div></div></div> 0.3%
22210602		12	<div><div></div></div> 0.3%
22310805		12	<div><div></div></div> 0.3%
22312002		12	<div><div></div></div> 0.3%
22312101		24	<div><div></div></div> 0.6%
22312103		12	<div><div></div></div> 0.3%
22312601		12	<div><div></div></div> 0.3%
22312801		12	<div><div></div></div> 0.3%
22410505		12	<div><div></div></div> 0.3%
22510304		12	<div><div></div></div> 0.3%
22511103		12	<div><div></div></div> 0.3%
22610101		12	<div><div></div></div> 0.3%
22610302		12	<div><div></div></div> 0.3%
22610303		12	<div><div></div></div> 0.3%
22610405		12	<div><div></div></div> 0.3%
22810203		12	<div><div></div></div> 0.3%
23010709		12	<div><div></div></div> 0.3%
23210104		12	<div><div></div></div> 0.3%
23220304		12	<div><div></div></div> 0.3%
30210102		12	<div><div></div></div> 0.3%
30220105		12	<div><div></div></div> 0.3%
30220107		12	<div><div></div></div> 0.3%
30220302		12	<div><div></div></div> 0.3%
30220405		12	<div><div></div></div> 0.3%
30220505		12	<div><div></div></div> 0.3%
30320102		12	<div><div></div></div> 0.3%
30320207		12	<div><div></div></div> 0.3%
30320405		12	<div><div></div></div> 0.3%
30340204		12	<div><div></div></div> 0.3%
30340401		12	<div><div></div></div> 0.3%
30340403		12	<div><div></div></div> 0.3%
30340507		12	<div><div></div></div> 0.3%
30350304		12	<div><div></div></div> 0.3%
30350402		12	<div><div></div></div> 0.3%
30410201		12	<div><div></div></div> 0.3%
30420401		12	<div><div></div></div> 0.3%

File : CSEC4C

Parish: Parish/ward

Value	Label	Cases	Percentage	
30420402		12	<div></div>	0.3%
30430104		12	<div></div>	0.3%
30510208		12	<div></div>	0.3%
30610203		12	<div></div>	0.3%
30610301		24	<div></div>	0.6%
30610601		12	<div></div>	0.3%
30710802		12	<div></div>	0.3%
30710803		12	<div></div>	0.3%
30720203		12	<div></div>	0.3%
30810206		12	<div></div>	0.3%
30910205		12	<div></div>	0.3%
30910305		12	<div></div>	0.3%
30920406		12	<div></div>	0.3%
31010202		12	<div></div>	0.3%
31020603		12	<div></div>	0.3%
31020604		12	<div></div>	0.3%
31020706		12	<div></div>	0.3%
31110302		24	<div></div>	0.6%
31130201		12	<div></div>	0.3%
31210502		12	<div></div>	0.3%
31310205		12	<div></div>	0.3%
31310403		12	<div></div>	0.3%
31410304		12	<div></div>	0.3%
31710101		12	<div></div>	0.3%
31710202		12	<div></div>	0.3%
31710605		12	<div></div>	0.3%
31810302		24	<div></div>	0.6%
31810705		12	<div></div>	0.3%
31811402		12	<div></div>	0.3%
31910303		12	<div></div>	0.3%
31910508		12	<div></div>	0.3%
31910702		12	<div></div>	0.3%
32010303		12	<div></div>	0.3%
32010808		12	<div></div>	0.3%
32110304		12	<div></div>	0.3%
32110505		12	<div></div>	0.3%
32110601		12	<div></div>	0.3%
32110706		12	<div></div>	0.3%
32210802		12	<div></div>	0.3%
32211104		12	<div></div>	0.3%
32310403		12	<div></div>	0.3%
32310604		12	<div></div>	0.3%
32310701		12	<div></div>	0.3%

File : CSEC4C

Parish: Parish/ward

Value	Label	Cases	Percentage	
32310802		12	<div></div>	0.3%
32510102		12	<div></div>	0.3%
32510305		12	<div></div>	0.3%
32510306		24	<div></div>	0.6%
32710303		12	<div></div>	0.3%
32910602		12	<div></div>	0.3%
33010701		12	<div></div>	0.3%
33010703		12	<div></div>	0.3%
33011001		12	<div></div>	0.3%
40220705		12	<div></div>	0.3%
40220805		12	<div></div>	0.3%
40310102		12	<div></div>	0.3%
40310505		12	<div></div>	0.3%
40320102		12	<div></div>	0.3%
40320504		12	<div></div>	0.3%
40330104		12	<div></div>	0.3%
40410203		12	<div></div>	0.3%
40420704		12	<div></div>	0.3%
40440303		12	<div></div>	0.3%
40510402		12	<div></div>	0.3%
40520803		12	<div></div>	0.3%
40521103		12	<div></div>	0.3%
40530104		12	<div></div>	0.3%
40530203		12	<div></div>	0.3%
40610804		12	<div></div>	0.3%
40620102		12	<div></div>	0.3%
40621003		12	<div></div>	0.3%
40621201		12	<div></div>	0.3%
40630307		12	<div></div>	0.3%
40720204		12	<div></div>	0.3%
40720501		12	<div></div>	0.3%
40730303		12	<div></div>	0.3%
40730604		12	<div></div>	0.3%
40810201		12	<div></div>	0.3%
40811202		12	<div></div>	0.3%
40811304		12	<div></div>	0.3%
40910104		12	<div></div>	0.3%
40920305		12	<div></div>	0.3%
40930103		12	<div></div>	0.3%
41010204		12	<div></div>	0.3%
41010502		12	<div></div>	0.3%
41020101		24	<div></div>	0.6%
41030306		12	<div></div>	0.3%

File : CSEC4C

Parish: Parish/ward

Value	Label	Cases	Percentage	
41110301		12	<div></div>	0.3%
41120302		12	<div></div>	0.3%
41130202		12	<div></div>	0.3%
41130402		12	<div></div>	0.3%
41140202		12	<div></div>	0.3%
41140303		12	<div></div>	0.3%
41210304		12	<div></div>	0.3%
41220107		12	<div></div>	0.3%
41220304		12	<div></div>	0.3%
41411601		12	<div></div>	0.3%
41510502		12	<div></div>	0.3%
41510608		12	<div></div>	0.3%
41511004		12	<div></div>	0.3%
41511407		12	<div></div>	0.3%
41710101		12	<div></div>	0.3%
41710201		12	<div></div>	0.3%
41710401		12	<div></div>	0.3%
41710501		12	<div></div>	0.3%
41711004		12	<div></div>	0.3%
41711404		12	<div></div>	0.3%
41810403		12	<div></div>	0.3%
41820102		12	<div></div>	0.3%
41820201		12	<div></div>	0.3%
41820907		12	<div></div>	0.3%
41920402		12	<div></div>	0.3%
42010704		12	<div></div>	0.3%
42010803		12	<div></div>	0.3%
42110801		12	<div></div>	0.3%
42210204		12	<div></div>	0.3%
42310905		12	<div></div>	0.3%
42610402		12	<div></div>	0.3%

Warning: these figures indicate the number of cases found in the data file. They cannot be interpreted as summary statistics of the population of interest.

Villagecode: Village code

Information	[Type= discrete] [Format=numeric] [Range= 1012040204-4261040201] [Missing=*]			
Statistics [NW/ W]	[Valid=3696 /-] [Invalid=0 /-]			
Value	Label	Cases	Percentage	
1012040204		12	<div></div>	0.3%
1021010402		12	<div></div>	0.3%
1021010802		12	<div></div>	0.3%
1021020205		12	<div></div>	0.3%
1021020504		12	<div></div>	0.3%
1021020601		12	<div></div>	0.3%
1021020805		12	<div></div>	0.3%

File : CSEC4C

Villagecode: Village code

Value	Label	Cases	Percentage	
1021030109		12	<div></div>	0.3%
1021030203		12	<div></div>	0.3%
1021030412		12	<div></div>	0.3%
1021030504		12	<div></div>	0.3%
1021030509		12	<div></div>	0.3%
1021030606		12	<div></div>	0.3%
1021030803		12	<div></div>	0.3%
1021030904		24	<div></div>	0.6%
1021031208		12	<div></div>	0.3%
1021040102		12	<div></div>	0.3%
1021040203		12	<div></div>	0.3%
1021041002		12	<div></div>	0.3%
1021041118		12	<div></div>	0.3%
1021041701		12	<div></div>	0.3%
1021041903		12	<div></div>	0.3%
1021050106		12	<div></div>	0.3%
1021050307		12	<div></div>	0.3%
1021050405		12	<div></div>	0.3%
1021051004		12	<div></div>	0.3%
1021051305		12	<div></div>	0.3%
1021051506		12	<div></div>	0.3%
1021051832		12	<div></div>	0.3%
1031050505		12	<div></div>	0.3%
1041020405		12	<div></div>	0.3%
1041040304		12	<div></div>	0.3%
1041050403		12	<div></div>	0.3%
1042080404		12	<div></div>	0.3%
1051050201		12	<div></div>	0.3%
1061010108		12	<div></div>	0.3%
1061010902		12	<div></div>	0.3%
1061060602		12	<div></div>	0.3%
1071050302		12	<div></div>	0.3%
1071050503		12	<div></div>	0.3%
1072020601		12	<div></div>	0.3%
1073020305		12	<div></div>	0.3%
1073050702		12	<div></div>	0.3%
1081060309		12	<div></div>	0.3%
1083010101		12	<div></div>	0.3%
1083010505		12	<div></div>	0.3%
1083050204		12	<div></div>	0.3%
1101050107		12	<div></div>	0.3%
1102030601		12	<div></div>	0.3%
1102040107		12	<div></div>	0.3%

File : CSEC4C

Villagecode: Village code

Value	Label	Cases	Percentage	
1102060309		12	<div></div>	0.3%
1102070403		12	<div></div>	0.3%
1103050102		12	<div></div>	0.3%
1103060102		12	<div></div>	0.3%
1111020105		12	<div></div>	0.3%
1112020403		12	<div></div>	0.3%
1112020618		12	<div></div>	0.3%
1121020302		12	<div></div>	0.3%
1121040209		12	<div></div>	0.3%
1122030104		12	<div></div>	0.3%
1122040303		12	<div></div>	0.3%
1131050402		12	<div></div>	0.3%
1131050505		12	<div></div>	0.3%
1131110205		12	<div></div>	0.3%
1131120307		12	<div></div>	0.3%
1131130204		12	<div></div>	0.3%
1131130602		12	<div></div>	0.3%
1133030101		12	<div></div>	0.3%
1133030109		12	<div></div>	0.3%
1133030504		12	<div></div>	0.3%
1133040308		12	<div></div>	0.3%
1133060601		12	<div></div>	0.3%
1133070102		12	<div></div>	0.3%
1151030204		12	<div></div>	0.3%
1151040307		12	<div></div>	0.3%
1152020907		12	<div></div>	0.3%
1152030702		12	<div></div>	0.3%
1152050405		12	<div></div>	0.3%
1152070306		12	<div></div>	0.3%
1161020501		12	<div></div>	0.3%
1171030802		12	<div></div>	0.3%
1171040504		12	<div></div>	0.3%
1171100309		12	<div></div>	0.3%
1171100312		12	<div></div>	0.3%
1181010407		12	<div></div>	0.3%
1191030304		12	<div></div>	0.3%
1201050202		12	<div></div>	0.3%
1221020604		12	<div></div>	0.3%
1221050203		12	<div></div>	0.3%
1221060206		12	<div></div>	0.3%
1231080303		12	<div></div>	0.3%
1241010603		12	<div></div>	0.3%
1241030216		12	<div></div>	0.3%

File : CSEC4C

Villagecode: Village code

Value	Label	Cases	Percentage
1241040102		12	0.3%
1241070106		12	0.3%
1241080210		12	0.3%
2011060205		24	0.6%
2011100902		12	0.3%
2032020304		12	0.3%
2033010101		12	0.3%
2033030403		12	0.3%
2041010302		12	0.3%
2041020405		12	0.3%
2042030105		12	0.3%
2043010103		12	0.3%
2043010202		12	0.3%
2043020514		12	0.3%
2051040101		12	0.3%
2071030105		12	0.3%
2081021402		24	0.6%
2081040401		12	0.3%
2081071301		12	0.3%
2092010105		12	0.3%
2092010401		12	0.3%
2102050401		48	1.3%
2111010504		12	0.3%
2111030302		12	0.3%
2111060303		12	0.3%
2121040306		12	0.3%
2121050407		12	0.3%
2122020101		12	0.3%
2123050204		12	0.3%
2123110101		12	0.3%
2141010403		12	0.3%
2141010604		12	0.3%
2141020206		12	0.3%
2141080105		12	0.3%
2141130103		12	0.3%
2141130307		48	1.3%
2151090208		12	0.3%
2151150202		12	0.3%
2151200204		12	0.3%
2162020306		24	0.6%
2181030213		12	0.3%
2181150401		12	0.3%
2191031301		12	0.3%

File : CSEC4C

Villagecode: Village code

Value	Label	Cases	Percentage
2191031702		24	<div></div> 0.6%
2211090203		12	<div></div> 0.3%
2211090505		12	<div></div> 0.3%
2221060201		12	<div></div> 0.3%
2231080506		12	<div></div> 0.3%
2231200204		12	<div></div> 0.3%
2231210104		12	<div></div> 0.3%
2231210105		12	<div></div> 0.3%
2231210302		12	<div></div> 0.3%
2231260115		12	<div></div> 0.3%
2231280102		12	<div></div> 0.3%
2241050511		12	<div></div> 0.3%
2251030415		12	<div></div> 0.3%
2251110322		12	<div></div> 0.3%
2261010102		12	<div></div> 0.3%
2261030205		12	<div></div> 0.3%
2261030301		12	<div></div> 0.3%
2261040510		12	<div></div> 0.3%
2281020304		12	<div></div> 0.3%
2301070905		12	<div></div> 0.3%
2321010406		12	<div></div> 0.3%
2322030405		12	<div></div> 0.3%
3021010215		12	<div></div> 0.3%
3022010508		12	<div></div> 0.3%
3022010708		12	<div></div> 0.3%
3022030205		12	<div></div> 0.3%
3022040505		12	<div></div> 0.3%
3022050502		12	<div></div> 0.3%
3032010205		12	<div></div> 0.3%
3032020706		12	<div></div> 0.3%
3032040506		12	<div></div> 0.3%
3034020408		12	<div></div> 0.3%
3034040102		12	<div></div> 0.3%
3034040304		12	<div></div> 0.3%
3034050711		12	<div></div> 0.3%
3035030411		12	<div></div> 0.3%
3035040205		12	<div></div> 0.3%
3041020101		12	<div></div> 0.3%
3042040105		12	<div></div> 0.3%
3042040201		12	<div></div> 0.3%
3043010404		12	<div></div> 0.3%
3051020803		12	<div></div> 0.3%
3061020306		12	<div></div> 0.3%

File : CSEC4C

Villagecode: Village code

Value	Label	Cases	Percentage
3061030101		24	<div></div> 0.6%
3061060103		12	<div></div> 0.3%
3071080206		12	<div></div> 0.3%
3071080301		12	<div></div> 0.3%
3072020302		12	<div></div> 0.3%
3081020606		12	<div></div> 0.3%
3091020502		12	<div></div> 0.3%
3091030501		12	<div></div> 0.3%
3092040606		12	<div></div> 0.3%
3101020203		12	<div></div> 0.3%
3102060309		12	<div></div> 0.3%
3102060408		12	<div></div> 0.3%
3102070603		12	<div></div> 0.3%
3111030202		24	<div></div> 0.6%
3113020101		12	<div></div> 0.3%
3121050202		12	<div></div> 0.3%
3131020505		12	<div></div> 0.3%
3131040312		12	<div></div> 0.3%
3141030403		12	<div></div> 0.3%
3171010102		12	<div></div> 0.3%
3171020201		12	<div></div> 0.3%
3171060512		12	<div></div> 0.3%
3181030204		24	<div></div> 0.6%
3181070501		12	<div></div> 0.3%
3181140207		12	<div></div> 0.3%
3191030304		12	<div></div> 0.3%
3191050803		12	<div></div> 0.3%
3191070202		12	<div></div> 0.3%
3201030323		12	<div></div> 0.3%
3201080801		12	<div></div> 0.3%
3211030405		12	<div></div> 0.3%
3211050502		12	<div></div> 0.3%
3211060105		12	<div></div> 0.3%
3211070617		12	<div></div> 0.3%
3221080206		12	<div></div> 0.3%
3221110412		12	<div></div> 0.3%
3231040301		12	<div></div> 0.3%
3231060409		12	<div></div> 0.3%
3231070104		12	<div></div> 0.3%
3231080204		12	<div></div> 0.3%
3251010205		12	<div></div> 0.3%
3251030508		12	<div></div> 0.3%
3251030601		12	<div></div> 0.3%

File : CSEC4C

Villagecode: Village code

Value	Label	Cases	Percentage	
3251030602		12	<div></div>	0.3%
3271030305		12	<div></div>	0.3%
3291060206		12	<div></div>	0.3%
3301070101		12	<div></div>	0.3%
3301070303		12	<div></div>	0.3%
3301100102		12	<div></div>	0.3%
4022070507		12	<div></div>	0.3%
4022080505		12	<div></div>	0.3%
4031010202		12	<div></div>	0.3%
4031050502		12	<div></div>	0.3%
4032010205		12	<div></div>	0.3%
4032050403		12	<div></div>	0.3%
4033010412		12	<div></div>	0.3%
4041020302		12	<div></div>	0.3%
4042070409		12	<div></div>	0.3%
4044030303		12	<div></div>	0.3%
4051040205		12	<div></div>	0.3%
4052080304		12	<div></div>	0.3%
4052110310		12	<div></div>	0.3%
4053010409		12	<div></div>	0.3%
4053020304		12	<div></div>	0.3%
4061080401		12	<div></div>	0.3%
4062010203		12	<div></div>	0.3%
4062100306		12	<div></div>	0.3%
4062120102		12	<div></div>	0.3%
4063030706		12	<div></div>	0.3%
4072020402		12	<div></div>	0.3%
4072050104		12	<div></div>	0.3%
4073030305		12	<div></div>	0.3%
4073060419		12	<div></div>	0.3%
4081020104		12	<div></div>	0.3%
4081120206		12	<div></div>	0.3%
4081130406		12	<div></div>	0.3%
4091010401		12	<div></div>	0.3%
4092030509		12	<div></div>	0.3%
4093010304		12	<div></div>	0.3%
4101020405		12	<div></div>	0.3%
4101050204		12	<div></div>	0.3%
4102010106		12	<div></div>	0.3%
4102010107		12	<div></div>	0.3%
4103030601		12	<div></div>	0.3%
4111030105		12	<div></div>	0.3%
4112030202		12	<div></div>	0.3%

File : CSEC4C

Villagecode: Village code

Value	Label	Cases	Percentage	
4113020204		12	<div></div>	0.3%
4113040203		12	<div></div>	0.3%
4114020204		12	<div></div>	0.3%
4114030308		12	<div></div>	0.3%
4121030414		12	<div></div>	0.3%
4122010704		12	<div></div>	0.3%
4122030405		12	<div></div>	0.3%
4141160106		12	<div></div>	0.3%
4151050204		12	<div></div>	0.3%
4151060812		12	<div></div>	0.3%
4151100404		12	<div></div>	0.3%
4151140703		12	<div></div>	0.3%
4171010109		12	<div></div>	0.3%
4171020103		12	<div></div>	0.3%
4171040107		12	<div></div>	0.3%
4171050107		12	<div></div>	0.3%
4171100404		12	<div></div>	0.3%
4171140402		12	<div></div>	0.3%
4181040301		12	<div></div>	0.3%
4182010203		12	<div></div>	0.3%
4182020104		12	<div></div>	0.3%
4182090702		12	<div></div>	0.3%
4192040205		12	<div></div>	0.3%
4201070403		12	<div></div>	0.3%
4201080309		12	<div></div>	0.3%
4211080107		12	<div></div>	0.3%
4221020401		12	<div></div>	0.3%
4231090509		12	<div></div>	0.3%
4261040201		12	<div></div>	0.3%

Warning: these figures indicate the number of cases found in the data file. They cannot be interpreted as summary statistics of the population of interest.

Healthservice_ID: CFHealthService

Information		[Type= discrete] [Format=numeric] [Range= 1-12] [Missing=*]		
Statistics [NW/ W]		[Valid=3696 /-] [Invalid=0 /-]		
Value	Label	Cases	Percentage	
1	General outpatient	308	<div></div>	8.3%
2	Immunization for children	308	<div></div>	8.3%
3	Antenatal care	308	<div></div>	8.3%
4	Family planning	308	<div></div>	8.3%
5	Tuberculosis treatment	308	<div></div>	8.3%
6	STIs treatment	308	<div></div>	8.3%
7	Community and Outreach Services	308	<div></div>	8.3%
8	Laboratory	308	<div></div>	8.3%
9	Dental services	308	<div></div>	8.3%

File : CSEC4C

Healthservice_ID: CFHealthService

Value	Label	Cases	Percentage
10	General inpatient-medical	308	<div></div> 8.3%
11	General inpatient-surgical	308	<div></div> 8.3%
12	Deliveries	308	<div></div> 8.3%

Warning: these figures indicate the number of cases found in the data file. They cannot be interpreted as summary statistics of the population of interest.

C4CQ46: Is [service] offered at this health facility

Information	[Type= discrete] [Format=numeric] [Range= 1-2] [Missing=*]
Statistics [NW/ W]	[Valid=3075 /-] [Invalid=621 /-]

Value	Label	Cases	Percentage
1	Yes	2234	<div></div> 72.7%
2	No	841	<div></div> 27.3%
Sysmiss		621	

Warning: these figures indicate the number of cases found in the data file. They cannot be interpreted as summary statistics of the population of interest.

C4CQ47: Do patients have to pay for [Healthservice_ID]?

Information	[Type= discrete] [Format=numeric] [Range= 1-2] [Missing=*]
Statistics [NW/ W]	[Valid=2228 /-] [Invalid=1468 /-]

Value	Label	Cases	Percentage
1	Yes	164	<div></div> 7.4%
2	No	2064	<div></div> 92.6%
Sysmiss		1468	

Warning: these figures indicate the number of cases found in the data file. They cannot be interpreted as summary statistics of the population of interest.

C4CQ48: How has the quality of [Healthservice_ID] offered in this facility changed compa

Information	[Type= discrete] [Format=numeric] [Range= 1-4] [Missing=*]
Statistics [NW/ W]	[Valid=2226 /-] [Invalid=1470 /-]

Value	Label	Cases	Percentage
1	Improved	1842	<div></div> 82.7%
2	Same	317	<div></div> 14.2%
3	Worsened	63	<div></div> 2.8%
4	Not Applicable	4	<div></div> 0.2%
Sysmiss		1470	

Warning: these figures indicate the number of cases found in the data file. They cannot be interpreted as summary statistics of the population of interest.

Health_Response: Health Response Status

Information	[Type= discrete] [Format=numeric] [Range= 1-3] [Missing=*]
Statistics [NW/ W]	[Valid=3384 /-] [Invalid=312 /-]

Value	Label	Cases	Percentage
1	Completed	2484	<div></div> 73.4%
2	Partially Done	264	<div></div> 7.8%
3	Not Done	636	<div></div> 18.8%
Sysmiss		312	

Warning: these figures indicate the number of cases found in the data file. They cannot be interpreted as summary statistics of the population of interest.

File : CSEC4C

Reason_Health_Not_Done: Reason Health not done:

Information [Type= discrete] [Format=character] [Missing=*]

Statistics [NW/ W] [Valid=600 /-] [Invalid=0 /-]

Value	Label	Cases	Percentage
Available facility is a hospital NAGURU		12	2.0%
FACILITY MAINLY USED IS HOSPITAL		12	2.0%
Facility not open. Staff absenteeism.		12	2.0%
HEALTH CENTRE DEMOLISHED FOR RENOVATION		12	2.0%
HEALTH WORK NOT FOUND TO BE DONE DURING THE 2nd VISIT		12	2.0%
Hospital		12	2.0%
Hospital Level		12	2.0%
Hospital is most common Facility		12	2.0%
Hospital level		12	2.0%
IN CHARGE & ASSISTANT IN WORKSOP FOR A WEEK. TO BE DONE DURING SECOND VISIST		12	2.0%
IN CHARGE NOT AROUND TO BE CAPTURED DURING 2nd VISIT		12	2.0%
INCHARGE HAD GONE TO THE REFUGEE CAMP FOR A MEETING		12	2.0%
INCHARGE NEEDED AN INTRODUCTOR LETTER FROM THE DISTRICT HEALTH OFFICER		12	2.0%
INCHARGE NOT AROUND & OTHERS		12	2.0%

File : CSEC4C

Reason_Health_Not_Done: Reason Health not done:

Value	Label	Cases	Percentage
WERE TOO BUSY TO ATTEND TO ME			
Main facility is a Hospital		12	<div></div> 2.0%
NO BODY WAS AT THE HEALTH CENTER/ IT WAS LOCKED FOR THE THREE DAS WE WERE IN THE EA		12	<div></div> 2.0%
NOT DONE, ITS A WEEKEND		12	<div></div> 2.0%
Not there. Go to mainland at different locations		12	<div></div> 2.0%
Refferal Hospital		36	<div></div> 6.0%
Refferal hospital		12	<div></div> 2.0%
THE COMMUNITY MAINLY USES LUBAGA HOSPITAL		12	<div></div> 2.0%
THE COMMUNITY MEMBERS ACCESS THEIR TREATMENT FROM NAGURU HOSPITAL		12	<div></div> 2.0%
THE COMMUNITY USE MASINDI HOSPITAL		12	<div></div> 2.0%
THE COMMUNITY USE KAGADI HOSPITAL		12	<div></div> 2.0%
THE COMMUNITY USES A HOSPITAL		12	<div></div> 2.0%
THE COMMUNITY USES THE HOSPITAL		12	<div></div> 2.0%
THE COMMUNITY USES THE HOSPITAL		12	<div></div> 2.0%

File : CSEC4C

Reason_Health_Not_Done: Reason Health not done:

Value	Label	Cases	Percentage
HENCE NOT DATA IS COLLECTED FROM .			
THE ONE RESPONSIBLE FOR ANSWERING WASNT PRESENT. WILL DO IT NEXT VISIT		12	<div><div></div></div> 2.0%
THEY HAD ALL GONE FOR OUTREACH(THE ARE ONLY TWO)		12	<div><div></div></div> 2.0%
THEY USE A PRIVATE HOSPITAL & P7 PUPILS HAD ALREADY LEFT SCHOOL.		12	<div><div></div></div> 2.0%
THEY USE NAGURU HOSPITAL		12	<div><div></div></div> 2.0%
The Community uses the Referral Hospital		12	<div><div></div></div> 2.0%
The community members mainly go to Entebbe hospital		12	<div><div></div></div> 2.0%
They use a hospital called buloba st. francis hospital		12	<div><div></div></div> 2.0%
They use the main Hospital KAYUNGA HOSPITAL		12	<div><div></div></div> 2.0%
WEEKEND		12	<div><div></div></div> 2.0%
data collected by another team in trip 1		12	<div><div></div></div> 2.0%
done by another team in trip 1		12	<div><div></div></div> 2.0%
it's a gorvenment hospital (st francis buluba hospital)		12	<div><div></div></div> 2.0%
no health centre at the island		12	<div><div></div></div> 2.0%

File : CSEC4C

Reason_Health_Not_Done: Reason Health not done:

Value	Label	Cases	Percentage
staff gone on outreach		24	<div></div> 4.0%
the community now uses Mulago Hospital after the HC has been demolished for renovation		12	<div></div> 2.0%
the community uses Naguru Hospital		12	<div></div> 2.0%
the community uses a private hospital		12	<div></div> 2.0%
they mainly use Nsambya hospital		12	<div></div> 2.0%
they use a gov"t hospital (kamuli hospital)		12	<div></div> 2.0%
weekend		12	<div></div> 2.0%

Warning: these figures indicate the number of cases found in the data file. They cannot be interpreted as summary statistics of the population of interest.

File : CSEC4D

District_Name: District name

Information [Type= discrete] [Format=numeric] [Range= 101-426] [Missing=*]

Statistics [NW/ W] [Valid=308 /-] [Invalid=0 /-]

Value	Label	Cases	Percentage
101		1	0.3%
102		29	9.4%
103		1	0.3%
104		4	1.3%
105		1	0.3%
106		3	1.0%
107		5	1.6%
108		4	1.3%
110		7	2.3%
111		3	1.0%
112		4	1.3%
113		12	3.9%
115		6	1.9%
116		1	0.3%
117		4	1.3%
118		1	0.3%
119		1	0.3%
120		1	0.3%
122		3	1.0%
123		1	0.3%
124		5	1.6%
201		3	1.0%
203		3	1.0%
204		6	1.9%
205		1	0.3%
207		1	0.3%
208		4	1.3%
209		2	0.6%
210		4	1.3%
211		3	1.0%
212		5	1.6%
214		9	2.9%
215		3	1.0%
216		2	0.6%
218		2	0.6%
219		3	1.0%
221		2	0.6%
222		1	0.3%
223		7	2.3%
224		1	0.3%
225		2	0.6%

File : CSEC4D

District_Name: District name

Value	Label	Cases	Percentage
226		4	<div></div> 1.3%
228		1	<div></div> 0.3%
230		1	<div></div> 0.3%
232		2	<div></div> 0.6%
302		6	<div></div> 1.9%
303		9	<div></div> 2.9%
304		4	<div></div> 1.3%
305		1	<div></div> 0.3%
306		4	<div></div> 1.3%
307		3	<div></div> 1.0%
308		1	<div></div> 0.3%
309		3	<div></div> 1.0%
310		4	<div></div> 1.3%
311		3	<div></div> 1.0%
312		1	<div></div> 0.3%
313		2	<div></div> 0.6%
314		1	<div></div> 0.3%
317		3	<div></div> 1.0%
318		4	<div></div> 1.3%
319		3	<div></div> 1.0%
320		2	<div></div> 0.6%
321		4	<div></div> 1.3%
322		2	<div></div> 0.6%
323		4	<div></div> 1.3%
325		4	<div></div> 1.3%
327		1	<div></div> 0.3%
329		1	<div></div> 0.3%
330		3	<div></div> 1.0%
402		2	<div></div> 0.6%
403		5	<div></div> 1.6%
404		3	<div></div> 1.0%
405		5	<div></div> 1.6%
406		5	<div></div> 1.6%
407		4	<div></div> 1.3%
408		3	<div></div> 1.0%
409		3	<div></div> 1.0%
410		5	<div></div> 1.6%
411		6	<div></div> 1.9%
412		3	<div></div> 1.0%
414		1	<div></div> 0.3%
415		4	<div></div> 1.3%
417		6	<div></div> 1.9%
418		4	<div></div> 1.3%

File : CSEC4D

District_Name: District name

Value	Label	Cases	Percentage
419		1	<div><div></div></div> 0.3%
420		2	<div><div></div></div> 0.6%
421		1	<div><div></div></div> 0.3%
422		1	<div><div></div></div> 0.3%
423		1	<div><div></div></div> 0.3%
426		1	<div><div></div></div> 0.3%

Warning: these figures indicate the number of cases found in the data file. They cannot be interpreted as summary statistics of the population of interest.

SubCounty: Sub-county/division/town council

Information	[Type= discrete] [Format=numeric] [Range= 101204-426104] [Missing=*]
Statistics [NW/ W]	[Valid=308 /-] [Invalid=0 /-]

Value	Label	Cases	Percentage
101204		1	<div><div></div></div> 0.3%
102101		2	<div><div></div></div> 0.6%
102102		4	<div><div></div></div> 1.3%
102103		10	<div><div></div></div> 3.2%
102104		6	<div><div></div></div> 1.9%
102105		7	<div><div></div></div> 2.3%
103105		1	<div><div></div></div> 0.3%
104102		1	<div><div></div></div> 0.3%
104104		1	<div><div></div></div> 0.3%
104105		1	<div><div></div></div> 0.3%
104208		1	<div><div></div></div> 0.3%
105105		1	<div><div></div></div> 0.3%
106101		2	<div><div></div></div> 0.6%
106106		1	<div><div></div></div> 0.3%
107105		2	<div><div></div></div> 0.6%
107202		1	<div><div></div></div> 0.3%
107302		1	<div><div></div></div> 0.3%
107305		1	<div><div></div></div> 0.3%
108106		1	<div><div></div></div> 0.3%
108301		2	<div><div></div></div> 0.6%
108305		1	<div><div></div></div> 0.3%
110105		1	<div><div></div></div> 0.3%
110203		1	<div><div></div></div> 0.3%
110204		1	<div><div></div></div> 0.3%
110206		1	<div><div></div></div> 0.3%
110207		1	<div><div></div></div> 0.3%
110305		1	<div><div></div></div> 0.3%
110306		1	<div><div></div></div> 0.3%
111102		1	<div><div></div></div> 0.3%
111202		2	<div><div></div></div> 0.6%
112102		1	<div><div></div></div> 0.3%
112104		1	<div><div></div></div> 0.3%

File : CSEC4D

SubCounty: Sub-county/division/town council

Value	Label	Cases	Percentage
112203		1	<div></div> 0.3%
112204		1	<div></div> 0.3%
113105		2	<div></div> 0.6%
113111		1	<div></div> 0.3%
113112		1	<div></div> 0.3%
113113		2	<div></div> 0.6%
113303		3	<div></div> 1.0%
113304		1	<div></div> 0.3%
113306		1	<div></div> 0.3%
113307		1	<div></div> 0.3%
115103		1	<div></div> 0.3%
115104		1	<div></div> 0.3%
115202		1	<div></div> 0.3%
115203		1	<div></div> 0.3%
115205		1	<div></div> 0.3%
115207		1	<div></div> 0.3%
116102		1	<div></div> 0.3%
117103		1	<div></div> 0.3%
117104		1	<div></div> 0.3%
117110		2	<div></div> 0.6%
118101		1	<div></div> 0.3%
119103		1	<div></div> 0.3%
120105		1	<div></div> 0.3%
122102		1	<div></div> 0.3%
122105		1	<div></div> 0.3%
122106		1	<div></div> 0.3%
123108		1	<div></div> 0.3%
124101		1	<div></div> 0.3%
124103		1	<div></div> 0.3%
124104		1	<div></div> 0.3%
124107		1	<div></div> 0.3%
124108		1	<div></div> 0.3%
201106		2	<div></div> 0.6%
201110		1	<div></div> 0.3%
203202		1	<div></div> 0.3%
203301		1	<div></div> 0.3%
203303		1	<div></div> 0.3%
204101		1	<div></div> 0.3%
204102		1	<div></div> 0.3%
204203		1	<div></div> 0.3%
204301		2	<div></div> 0.6%
204302		1	<div></div> 0.3%
205104		1	<div></div> 0.3%

File : CSEC4D

SubCounty: Sub-county/division/town council

Value	Label	Cases	Percentage
207103		1	0.3%
208102		2	0.6%
208104		1	0.3%
208107		1	0.3%
209201		2	0.6%
210205		4	1.3%
211101		1	0.3%
211103		1	0.3%
211106		1	0.3%
212104		1	0.3%
212105		1	0.3%
212202		1	0.3%
212305		1	0.3%
212311		1	0.3%
214101		2	0.6%
214102		1	0.3%
214108		1	0.3%
214113		5	1.6%
215109		1	0.3%
215115		1	0.3%
215120		1	0.3%
216202		2	0.6%
218103		1	0.3%
218115		1	0.3%
219103		3	1.0%
221109		2	0.6%
222106		1	0.3%
223108		1	0.3%
223120		1	0.3%
223121		3	1.0%
223126		1	0.3%
223128		1	0.3%
224105		1	0.3%
225103		1	0.3%
225111		1	0.3%
226101		1	0.3%
226103		2	0.6%
226104		1	0.3%
228102		1	0.3%
230107		1	0.3%
232101		1	0.3%
232203		1	0.3%
302101		1	0.3%












































File : CSEC4D

SubCounty: Sub-county/division/town council

Value	Label	Cases	Percentage
302201		2	0.6%
302203		1	0.3%
302204		1	0.3%
302205		1	0.3%
303201		1	0.3%
303202		1	0.3%
303204		1	0.3%
303402		1	0.3%
303404		2	0.6%
303405		1	0.3%
303503		1	0.3%
303504		1	0.3%
304102		1	0.3%
304204		2	0.6%
304301		1	0.3%
305102		1	0.3%
306102		1	0.3%
306103		2	0.6%
306106		1	0.3%
307108		2	0.6%
307202		1	0.3%
308102		1	0.3%
309102		1	0.3%
309103		1	0.3%
309204		1	0.3%
310102		1	0.3%
310206		2	0.6%
310207		1	0.3%
311103		2	0.6%
311302		1	0.3%
312105		1	0.3%
313102		1	0.3%
313104		1	0.3%
314103		1	0.3%
317101		1	0.3%
317102		1	0.3%
317106		1	0.3%
318103		2	0.6%
318107		1	0.3%
318114		1	0.3%
319103		1	0.3%
319105		1	0.3%
319107		1	0.3%









































File : CSEC4D

SubCounty: Sub-county/division/town council

Value	Label	Cases	Percentage
320103		1	 0.3%
320108		1	 0.3%
321103		1	 0.3%
321105		1	 0.3%
321106		1	 0.3%
321107		1	 0.3%
322108		1	 0.3%
322111		1	 0.3%
323104		1	 0.3%
323106		1	 0.3%
323107		1	 0.3%
323108		1	 0.3%
325101		1	 0.3%
325103		3	 1.0%
327103		1	 0.3%
329106		1	 0.3%
330107		2	 0.6%
330110		1	 0.3%
402207		1	 0.3%
402208		1	 0.3%
403101		1	 0.3%
403105		1	 0.3%
403201		1	 0.3%
403205		1	 0.3%
403301		1	 0.3%
404102		1	 0.3%
404207		1	 0.3%
404403		1	 0.3%
405104		1	 0.3%
405208		1	 0.3%
405211		1	 0.3%
405301		1	 0.3%
405302		1	 0.3%
406108		1	 0.3%
406201		1	 0.3%
406210		1	 0.3%
406212		1	 0.3%
406303		1	 0.3%
407202		1	 0.3%
407205		1	 0.3%
407303		1	 0.3%
407306		1	 0.3%
408102		1	 0.3%

File : CSEC4D

SubCounty: Sub-county/division/town council

Value	Label	Cases	Percentage
408112		1	 0.3%
408113		1	 0.3%
409101		1	 0.3%
409203		1	 0.3%
409301		1	 0.3%
410102		1	 0.3%
410105		1	 0.3%
410201		2	 0.6%
410303		1	 0.3%
411103		1	 0.3%
411203		1	 0.3%
411302		1	 0.3%
411304		1	 0.3%
411402		1	 0.3%
411403		1	 0.3%
412103		1	 0.3%
412201		1	 0.3%
412203		1	 0.3%
414116		1	 0.3%
415105		1	 0.3%
415106		1	 0.3%
415110		1	 0.3%
415114		1	 0.3%
417101		1	 0.3%
417102		1	 0.3%
417104		1	 0.3%
417105		1	 0.3%
417110		1	 0.3%
417114		1	 0.3%
418104		1	 0.3%
418201		1	 0.3%
418202		1	 0.3%
418209		1	 0.3%
419204		1	 0.3%
420107		1	 0.3%
420108		1	 0.3%
421108		1	 0.3%
422102		1	 0.3%
423109		1	 0.3%
426104		1	 0.3%

Warning: these figures indicate the number of cases found in the data file. They cannot be interpreted as summary statistics of the population of interest.

Parish: Parish/ward

Information [Type= discrete] [Format=numeric] [Range= 10120402-42610402] [Missing=*]

File : CSEC4D

Parish: Parish/ward

Statistics [NW/ W] [Valid=308 /-] [Invalid=0 /-]

Value	Label	Cases	Percentage
10120402		1	0.3%
10210104		1	0.3%
10210108		1	0.3%
10210202		1	0.3%
10210205		1	0.3%
10210206		1	0.3%
10210208		1	0.3%
10210301		1	0.3%
10210302		1	0.3%
10210304		1	0.3%
10210305		2	0.6%
10210306		1	0.3%
10210308		1	0.3%
10210309		2	0.6%
10210312		1	0.3%
10210401		1	0.3%
10210402		1	0.3%
10210410		1	0.3%
10210411		1	0.3%
10210417		1	0.3%
10210419		1	0.3%
10210501		1	0.3%
10210503		1	0.3%
10210504		1	0.3%
10210510		1	0.3%
10210513		1	0.3%
10210515		1	0.3%
10210518		1	0.3%
10310505		1	0.3%
10410204		1	0.3%
10410403		1	0.3%
10410504		1	0.3%
10420804		1	0.3%
10510502		1	0.3%
10610101		1	0.3%
10610109		1	0.3%
10610606		1	0.3%
10710503		1	0.3%
10710505		1	0.3%
10720206		1	0.3%
10730203		1	0.3%
10730507		1	0.3%

File : CSEC4D

Parish: Parish/ward

Value	Label	Cases	Percentage
10810603		1	0.3%
10830101		1	0.3%
10830105		1	0.3%
10830502		1	0.3%
11010501		1	0.3%
11020306		1	0.3%
11020401		1	0.3%
11020603		1	0.3%
11020704		1	0.3%
11030501		1	0.3%
11030601		1	0.3%
11110201		1	0.3%
11120204		1	0.3%
11120206		1	0.3%
11210203		1	0.3%
11210402		1	0.3%
11220301		1	0.3%
11220403		1	0.3%
11310504		1	0.3%
11310505		1	0.3%
11311102		1	0.3%
11311203		1	0.3%
11311302		1	0.3%
11311306		1	0.3%
11330301		2	0.6%
11330305		1	0.3%
11330403		1	0.3%
11330606		1	0.3%
11330701		1	0.3%
11510302		1	0.3%
11510403		1	0.3%
11520209		1	0.3%
11520307		1	0.3%
11520504		1	0.3%
11520703		1	0.3%
11610205		1	0.3%
11710308		1	0.3%
11710405		1	0.3%
11711003		2	0.6%
11810104		1	0.3%
11910303		1	0.3%
12010502		1	0.3%
12210206		1	0.3%

File : CSEC4D

Parish: Parish/ward

Value	Label	Cases	Percentage
12210502		1	0.3%
12210602		1	0.3%
12310803		1	0.3%
12410106		1	0.3%
12410302		1	0.3%
12410401		1	0.3%
12410701		1	0.3%
12410802		1	0.3%
20110602		2	0.6%
20111009		1	0.3%
20320203		1	0.3%
20330101		1	0.3%
20330304		1	0.3%
20410103		1	0.3%
20410204		1	0.3%
20420301		1	0.3%
20430101		1	0.3%
20430102		1	0.3%
20430205		1	0.3%
20510401		1	0.3%
20710301		1	0.3%
20810214		2	0.6%
20810404		1	0.3%
20810713		1	0.3%
20920101		1	0.3%
20920104		1	0.3%
21020504		4	1.3%
21110105		1	0.3%
21110303		1	0.3%
21110603		1	0.3%
21210403		1	0.3%
21210504		1	0.3%
21220201		1	0.3%
21230502		1	0.3%
21231101		1	0.3%
21410104		1	0.3%
21410106		1	0.3%
21410202		1	0.3%
21410801		1	0.3%
21411301		1	0.3%
21411303		4	1.3%
21510902		1	0.3%
21511502		1	0.3%

File : CSEC4D

Parish: Parish/ward

Value	Label	Cases	Percentage
21512002		1	<div></div> 0.3%
21620203		2	<div></div> 0.6%
21810302		1	<div></div> 0.3%
21811504		1	<div></div> 0.3%
21910313		1	<div></div> 0.3%
21910317		2	<div></div> 0.6%
22110902		1	<div></div> 0.3%
22110905		1	<div></div> 0.3%
22210602		1	<div></div> 0.3%
22310805		1	<div></div> 0.3%
22312002		1	<div></div> 0.3%
22312101		2	<div></div> 0.6%
22312103		1	<div></div> 0.3%
22312601		1	<div></div> 0.3%
22312801		1	<div></div> 0.3%
22410505		1	<div></div> 0.3%
22510304		1	<div></div> 0.3%
22511103		1	<div></div> 0.3%
22610101		1	<div></div> 0.3%
22610302		1	<div></div> 0.3%
22610303		1	<div></div> 0.3%
22610405		1	<div></div> 0.3%
22810203		1	<div></div> 0.3%
23010709		1	<div></div> 0.3%
23210104		1	<div></div> 0.3%
23220304		1	<div></div> 0.3%
30210102		1	<div></div> 0.3%
30220105		1	<div></div> 0.3%
30220107		1	<div></div> 0.3%
30220302		1	<div></div> 0.3%
30220405		1	<div></div> 0.3%
30220505		1	<div></div> 0.3%
30320102		1	<div></div> 0.3%
30320207		1	<div></div> 0.3%
30320405		1	<div></div> 0.3%
30340204		1	<div></div> 0.3%
30340401		1	<div></div> 0.3%
30340403		1	<div></div> 0.3%
30340507		1	<div></div> 0.3%
30350304		1	<div></div> 0.3%
30350402		1	<div></div> 0.3%
30410201		1	<div></div> 0.3%
30420401		1	<div></div> 0.3%

File : CSEC4D

Parish: Parish/ward

Value	Label	Cases	Percentage
30420402		1	0.3%
30430104		1	0.3%
30510208		1	0.3%
30610203		1	0.3%
30610301		2	0.6%
30610601		1	0.3%
30710802		1	0.3%
30710803		1	0.3%
30720203		1	0.3%
30810206		1	0.3%
30910205		1	0.3%
30910305		1	0.3%
30920406		1	0.3%
31010202		1	0.3%
31020603		1	0.3%
31020604		1	0.3%
31020706		1	0.3%
31110302		2	0.6%
31130201		1	0.3%
31210502		1	0.3%
31310205		1	0.3%
31310403		1	0.3%
31410304		1	0.3%
31710101		1	0.3%
31710202		1	0.3%
31710605		1	0.3%
31810302		2	0.6%
31810705		1	0.3%
31811402		1	0.3%
31910303		1	0.3%
31910508		1	0.3%
31910702		1	0.3%
32010303		1	0.3%
32010808		1	0.3%
32110304		1	0.3%
32110505		1	0.3%
32110601		1	0.3%
32110706		1	0.3%
32210802		1	0.3%
32211104		1	0.3%
32310403		1	0.3%
32310604		1	0.3%
32310701		1	0.3%

File : CSEC4D

Parish: Parish/ward

Value	Label	Cases	Percentage
32310802		1	0.3%
32510102		1	0.3%
32510305		1	0.3%
32510306		2	0.6%
32710303		1	0.3%
32910602		1	0.3%
33010701		1	0.3%
33010703		1	0.3%
33011001		1	0.3%
40220705		1	0.3%
40220805		1	0.3%
40310102		1	0.3%
40310505		1	0.3%
40320102		1	0.3%
40320504		1	0.3%
40330104		1	0.3%
40410203		1	0.3%
40420704		1	0.3%
40440303		1	0.3%
40510402		1	0.3%
40520803		1	0.3%
40521103		1	0.3%
40530104		1	0.3%
40530203		1	0.3%
40610804		1	0.3%
40620102		1	0.3%
40621003		1	0.3%
40621201		1	0.3%
40630307		1	0.3%
40720204		1	0.3%
40720501		1	0.3%
40730303		1	0.3%
40730604		1	0.3%
40810201		1	0.3%
40811202		1	0.3%
40811304		1	0.3%
40910104		1	0.3%
40920305		1	0.3%
40930103		1	0.3%
41010204		1	0.3%
41010502		1	0.3%
41020101		2	0.6%
41030306		1	0.3%

File : CSEC4D

Parish: Parish/ward

Value	Label	Cases	Percentage	
41110301		1	<div></div>	0.3%
41120302		1	<div></div>	0.3%
41130202		1	<div></div>	0.3%
41130402		1	<div></div>	0.3%
41140202		1	<div></div>	0.3%
41140303		1	<div></div>	0.3%
41210304		1	<div></div>	0.3%
41220107		1	<div></div>	0.3%
41220304		1	<div></div>	0.3%
41411601		1	<div></div>	0.3%
41510502		1	<div></div>	0.3%
41510608		1	<div></div>	0.3%
41511004		1	<div></div>	0.3%
41511407		1	<div></div>	0.3%
41710101		1	<div></div>	0.3%
41710201		1	<div></div>	0.3%
41710401		1	<div></div>	0.3%
41710501		1	<div></div>	0.3%
41711004		1	<div></div>	0.3%
41711404		1	<div></div>	0.3%
41810403		1	<div></div>	0.3%
41820102		1	<div></div>	0.3%
41820201		1	<div></div>	0.3%
41820907		1	<div></div>	0.3%
41920402		1	<div></div>	0.3%
42010704		1	<div></div>	0.3%
42010803		1	<div></div>	0.3%
42110801		1	<div></div>	0.3%
42210204		1	<div></div>	0.3%
42310905		1	<div></div>	0.3%
42610402		1	<div></div>	0.3%

Warning: these figures indicate the number of cases found in the data file. They cannot be interpreted as summary statistics of the population of interest.

Villagecode: Village code

Information	[Type= discrete] [Format=numeric] [Range= 1012040204-4261040201] [Missing=*]			
Statistics [NW/ W]	[Valid=308 /-] [Invalid=0 /-]			
Value	Label	Cases	Percentage	
1012040204		1	<div></div>	0.3%
1021010402		1	<div></div>	0.3%
1021010802		1	<div></div>	0.3%
1021020205		1	<div></div>	0.3%
1021020504		1	<div></div>	0.3%
1021020601		1	<div></div>	0.3%
1021020805		1	<div></div>	0.3%

File : CSEC4D

Villagecode: Village code

Value	Label	Cases	Percentage
1021030109		1	0.3%
1021030203		1	0.3%
1021030412		1	0.3%
1021030504		1	0.3%
1021030509		1	0.3%
1021030606		1	0.3%
1021030803		1	0.3%
1021030904		2	0.6%
1021031208		1	0.3%
1021040102		1	0.3%
1021040203		1	0.3%
1021041002		1	0.3%
1021041118		1	0.3%
1021041701		1	0.3%
1021041903		1	0.3%
1021050106		1	0.3%
1021050307		1	0.3%
1021050405		1	0.3%
1021051004		1	0.3%
1021051305		1	0.3%
1021051506		1	0.3%
1021051832		1	0.3%
1031050505		1	0.3%
1041020405		1	0.3%
1041040304		1	0.3%
1041050403		1	0.3%
1042080404		1	0.3%
1051050201		1	0.3%
1061010108		1	0.3%
1061010902		1	0.3%
1061060602		1	0.3%
1071050302		1	0.3%
1071050503		1	0.3%
1072020601		1	0.3%
1073020305		1	0.3%
1073050702		1	0.3%
1081060309		1	0.3%
1083010101		1	0.3%
1083010505		1	0.3%
1083050204		1	0.3%
1101050107		1	0.3%
1102030601		1	0.3%
1102040107		1	0.3%

File : CSEC4D

Villagecode: Village code

Value	Label	Cases	Percentage
1102060309		1	0.3%
1102070403		1	0.3%
1103050102		1	0.3%
1103060102		1	0.3%
1111020105		1	0.3%
1112020403		1	0.3%
1112020618		1	0.3%
1121020302		1	0.3%
1121040209		1	0.3%
1122030104		1	0.3%
1122040303		1	0.3%
1131050402		1	0.3%
1131050505		1	0.3%
1131110205		1	0.3%
1131120307		1	0.3%
1131130204		1	0.3%
1131130602		1	0.3%
1133030101		1	0.3%
1133030109		1	0.3%
1133030504		1	0.3%
1133040308		1	0.3%
1133060601		1	0.3%
1133070102		1	0.3%
1151030204		1	0.3%
1151040307		1	0.3%
1152020907		1	0.3%
1152030702		1	0.3%
1152050405		1	0.3%
1152070306		1	0.3%
1161020501		1	0.3%
1171030802		1	0.3%
1171040504		1	0.3%
1171100309		1	0.3%
1171100312		1	0.3%
1181010407		1	0.3%
1191030304		1	0.3%
1201050202		1	0.3%
1221020604		1	0.3%
1221050203		1	0.3%
1221060206		1	0.3%
1231080303		1	0.3%
1241010603		1	0.3%
1241030216		1	0.3%

File : CSEC4D

Villagecode: Village code

Value	Label	Cases	Percentage
1241040102		1	0.3%
1241070106		1	0.3%
1241080210		1	0.3%
2011060205		2	0.6%
2011100902		1	0.3%
2032020304		1	0.3%
2033010101		1	0.3%
2033030403		1	0.3%
2041010302		1	0.3%
2041020405		1	0.3%
2042030105		1	0.3%
2043010103		1	0.3%
2043010202		1	0.3%
2043020514		1	0.3%
2051040101		1	0.3%
2071030105		1	0.3%
2081021402		2	0.6%
2081040401		1	0.3%
2081071301		1	0.3%
2092010105		1	0.3%
2092010401		1	0.3%
2102050401		4	1.3%
2111010504		1	0.3%
2111030302		1	0.3%
2111060303		1	0.3%
2121040306		1	0.3%
2121050407		1	0.3%
2122020101		1	0.3%
2123050204		1	0.3%
2123110101		1	0.3%
2141010403		1	0.3%
2141010604		1	0.3%
2141020206		1	0.3%
2141080105		1	0.3%
2141130103		1	0.3%
2141130307		4	1.3%
2151090208		1	0.3%
2151150202		1	0.3%
2151200204		1	0.3%
2162020306		2	0.6%
2181030213		1	0.3%
2181150401		1	0.3%
2191031301		1	0.3%

File : CSEC4D

Villagecode: Village code

Value	Label	Cases	Percentage
2191031702		2	<div></div> 0.6%
2211090203		1	<div></div> 0.3%
2211090505		1	<div></div> 0.3%
2221060201		1	<div></div> 0.3%
2231080506		1	<div></div> 0.3%
2231200204		1	<div></div> 0.3%
2231210104		1	<div></div> 0.3%
2231210105		1	<div></div> 0.3%
2231210302		1	<div></div> 0.3%
2231260115		1	<div></div> 0.3%
2231280102		1	<div></div> 0.3%
2241050511		1	<div></div> 0.3%
2251030415		1	<div></div> 0.3%
2251110322		1	<div></div> 0.3%
2261010102		1	<div></div> 0.3%
2261030205		1	<div></div> 0.3%
2261030301		1	<div></div> 0.3%
2261040510		1	<div></div> 0.3%
2281020304		1	<div></div> 0.3%
2301070905		1	<div></div> 0.3%
2321010406		1	<div></div> 0.3%
2322030405		1	<div></div> 0.3%
3021010215		1	<div></div> 0.3%
3022010508		1	<div></div> 0.3%
3022010708		1	<div></div> 0.3%
3022030205		1	<div></div> 0.3%
3022040505		1	<div></div> 0.3%
3022050502		1	<div></div> 0.3%
3032010205		1	<div></div> 0.3%
3032020706		1	<div></div> 0.3%
3032040506		1	<div></div> 0.3%
3034020408		1	<div></div> 0.3%
3034040102		1	<div></div> 0.3%
3034040304		1	<div></div> 0.3%
3034050711		1	<div></div> 0.3%
3035030411		1	<div></div> 0.3%
3035040205		1	<div></div> 0.3%
3041020101		1	<div></div> 0.3%
3042040105		1	<div></div> 0.3%
3042040201		1	<div></div> 0.3%
3043010404		1	<div></div> 0.3%
3051020803		1	<div></div> 0.3%
3061020306		1	<div></div> 0.3%

File : CSEC4D

Villagecode: Village code

Value	Label	Cases	Percentage
3061030101		2	<div><div></div></div> 0.6%
3061060103		1	<div><div></div></div> 0.3%
3071080206		1	<div><div></div></div> 0.3%
3071080301		1	<div><div></div></div> 0.3%
3072020302		1	<div><div></div></div> 0.3%
3081020606		1	<div><div></div></div> 0.3%
3091020502		1	<div><div></div></div> 0.3%
3091030501		1	<div><div></div></div> 0.3%
3092040606		1	<div><div></div></div> 0.3%
3101020203		1	<div><div></div></div> 0.3%
3102060309		1	<div><div></div></div> 0.3%
3102060408		1	<div><div></div></div> 0.3%
3102070603		1	<div><div></div></div> 0.3%
3111030202		2	<div><div></div></div> 0.6%
3113020101		1	<div><div></div></div> 0.3%
3121050202		1	<div><div></div></div> 0.3%
3131020505		1	<div><div></div></div> 0.3%
3131040312		1	<div><div></div></div> 0.3%
3141030403		1	<div><div></div></div> 0.3%
3171010102		1	<div><div></div></div> 0.3%
3171020201		1	<div><div></div></div> 0.3%
3171060512		1	<div><div></div></div> 0.3%
3181030204		2	<div><div></div></div> 0.6%
3181070501		1	<div><div></div></div> 0.3%
3181140207		1	<div><div></div></div> 0.3%
3191030304		1	<div><div></div></div> 0.3%
3191050803		1	<div><div></div></div> 0.3%
3191070202		1	<div><div></div></div> 0.3%
3201030323		1	<div><div></div></div> 0.3%
3201080801		1	<div><div></div></div> 0.3%
3211030405		1	<div><div></div></div> 0.3%
3211050502		1	<div><div></div></div> 0.3%
3211060105		1	<div><div></div></div> 0.3%
3211070617		1	<div><div></div></div> 0.3%
3221080206		1	<div><div></div></div> 0.3%
3221110412		1	<div><div></div></div> 0.3%
3231040301		1	<div><div></div></div> 0.3%
3231060409		1	<div><div></div></div> 0.3%
3231070104		1	<div><div></div></div> 0.3%
3231080204		1	<div><div></div></div> 0.3%
3251010205		1	<div><div></div></div> 0.3%
3251030508		1	<div><div></div></div> 0.3%
3251030601		1	<div><div></div></div> 0.3%

File : CSEC4D

Villagecode: Village code

Value	Label	Cases	Percentage	
3251030602		1	<div></div>	0.3%
3271030305		1	<div></div>	0.3%
3291060206		1	<div></div>	0.3%
3301070101		1	<div></div>	0.3%
3301070303		1	<div></div>	0.3%
3301100102		1	<div></div>	0.3%
4022070507		1	<div></div>	0.3%
4022080505		1	<div></div>	0.3%
4031010202		1	<div></div>	0.3%
4031050502		1	<div></div>	0.3%
4032010205		1	<div></div>	0.3%
4032050403		1	<div></div>	0.3%
4033010412		1	<div></div>	0.3%
4041020302		1	<div></div>	0.3%
4042070409		1	<div></div>	0.3%
4044030303		1	<div></div>	0.3%
4051040205		1	<div></div>	0.3%
4052080304		1	<div></div>	0.3%
4052110310		1	<div></div>	0.3%
4053010409		1	<div></div>	0.3%
4053020304		1	<div></div>	0.3%
4061080401		1	<div></div>	0.3%
4062010203		1	<div></div>	0.3%
4062100306		1	<div></div>	0.3%
4062120102		1	<div></div>	0.3%
4063030706		1	<div></div>	0.3%
4072020402		1	<div></div>	0.3%
4072050104		1	<div></div>	0.3%
4073030305		1	<div></div>	0.3%
4073060419		1	<div></div>	0.3%
4081020104		1	<div></div>	0.3%
4081120206		1	<div></div>	0.3%
4081130406		1	<div></div>	0.3%
4091010401		1	<div></div>	0.3%
4092030509		1	<div></div>	0.3%
4093010304		1	<div></div>	0.3%
4101020405		1	<div></div>	0.3%
4101050204		1	<div></div>	0.3%
4102010106		1	<div></div>	0.3%
4102010107		1	<div></div>	0.3%
4103030601		1	<div></div>	0.3%
4111030105		1	<div></div>	0.3%
4112030202		1	<div></div>	0.3%

File : CSEC4D

Villagecode: Village code

Value	Label	Cases	Percentage
4113020204		1	<div></div> 0.3%
4113040203		1	<div></div> 0.3%
4114020204		1	<div></div> 0.3%
4114030308		1	<div></div> 0.3%
4121030414		1	<div></div> 0.3%
4122010704		1	<div></div> 0.3%
4122030405		1	<div></div> 0.3%
4141160106		1	<div></div> 0.3%
4151050204		1	<div></div> 0.3%
4151060812		1	<div></div> 0.3%
4151100404		1	<div></div> 0.3%
4151140703		1	<div></div> 0.3%
4171010109		1	<div></div> 0.3%
4171020103		1	<div></div> 0.3%
4171040107		1	<div></div> 0.3%
4171050107		1	<div></div> 0.3%
4171100404		1	<div></div> 0.3%
4171140402		1	<div></div> 0.3%
4181040301		1	<div></div> 0.3%
4182010203		1	<div></div> 0.3%
4182020104		1	<div></div> 0.3%
4182090702		1	<div></div> 0.3%
4192040205		1	<div></div> 0.3%
4201070403		1	<div></div> 0.3%
4201080309		1	<div></div> 0.3%
4211080107		1	<div></div> 0.3%
4221020401		1	<div></div> 0.3%
4231090509		1	<div></div> 0.3%
4261040201		1	<div></div> 0.3%

Warning: these figures indicate the number of cases found in the data file. They cannot be interpreted as summary statistics of the population of interest.

C4DQ49: Malaria

Information	[Type= discrete] [Format=numeric] [Range= 1-4] [Missing=*]		
Statistics [NW/ W]	[Valid=259 /-] [Invalid=49 /-]		
Value	Label	Cases	Percentage
1	High	205	<div></div> 79.2%
2	Average	45	<div></div> 17.4%
3	Low	9	<div></div> 3.5%
4	None	0	
Sysmiss		49	

Warning: these figures indicate the number of cases found in the data file. They cannot be interpreted as summary statistics of the population of interest.

C4DQ50: TB

Information	[Type= discrete] [Format=numeric] [Range= 1-4] [Missing=*]
-------------	--

File : CSEC4D

C4DQ50: TB

Statistics [NW/ W] [Valid=259 /-] [Invalid=49 /-]

Value	Label	Cases	Percentage
1	High	22	<div><div></div></div> 8.5%
2	Average	44	<div><div></div></div> 17.0%
3	Low	127	<div><div></div></div> 49.0%
4	None	66	<div><div></div></div> 25.5%
Sysmiss		49	

Warning: these figures indicate the number of cases found in the data file. They cannot be interpreted as summary statistics of the population of interest.

C4DQ51: Injuries

Information [Type= discrete] [Format=numeric] [Range= 1-4] [Missing=*]

Statistics [NW/ W] [Valid=259 /-] [Invalid=49 /-]

Value	Label	Cases	Percentage
1	High	31	<div><div></div></div> 12.0%
2	Average	87	<div><div></div></div> 33.6%
3	Low	131	<div><div></div></div> 50.6%
4	None	10	<div><div></div></div> 3.9%
Sysmiss		49	

Warning: these figures indicate the number of cases found in the data file. They cannot be interpreted as summary statistics of the population of interest.

C4DQ52: Measles

Information [Type= discrete] [Format=numeric] [Range= 1-4] [Missing=*]

Statistics [NW/ W] [Valid=259 /-] [Invalid=49 /-]

Value	Label	Cases	Percentage
1	High	4	<div><div></div></div> 1.5%
2	Average	1	<div><div></div></div> 0.4%
3	Low	55	<div><div></div></div> 21.2%
4	None	199	<div><div></div></div> 76.8%
Sysmiss		49	

Warning: these figures indicate the number of cases found in the data file. They cannot be interpreted as summary statistics of the population of interest.

C4DQ53: Birth Related

Information [Type= discrete] [Format=numeric] [Range= 1-4] [Missing=*]

Statistics [NW/ W] [Valid=259 /-] [Invalid=49 /-]

Value	Label	Cases	Percentage
1	High	2	<div><div></div></div> 0.8%
2	Average	26	<div><div></div></div> 10.0%
3	Low	133	<div><div></div></div> 51.4%
4	None	98	<div><div></div></div> 37.8%
Sysmiss		49	

Warning: these figures indicate the number of cases found in the data file. They cannot be interpreted as summary statistics of the population of interest.

C4DQ54: Diarrhea

Information [Type= discrete] [Format=numeric] [Range= 1-4] [Missing=*]

Statistics [NW/ W] [Valid=259 /-] [Invalid=49 /-]

File : CSEC4D

C4DQ54: Diarrhea

Value	Label	Cases	Percentage
1	High	69	<div><div></div></div> 26.6%
2	Average	125	<div><div></div></div> 48.3%
3	Low	64	<div><div></div></div> 24.7%
4	None	1	<div><div></div></div> 0.4%
Sysmiss		49	

Warning: these figures indicate the number of cases found in the data file. They cannot be interpreted as summary statistics of the population of interest.

C4DQ55: Acute Respiratory Infection

Information	[Type= discrete] [Format=numeric] [Range= 1-4] [Missing=*]
Statistics [NW/ W]	[Valid=259 /-] [Invalid=49 /-]

Value	Label	Cases	Percentage
1	High	149	<div><div></div></div> 57.5%
2	Average	58	<div><div></div></div> 22.4%
3	Low	36	<div><div></div></div> 13.9%
4	None	16	<div><div></div></div> 6.2%
Sysmiss		49	

Warning: these figures indicate the number of cases found in the data file. They cannot be interpreted as summary statistics of the population of interest.

C4DQ56: STI / HIV / AIDS

Information	[Type= discrete] [Format=numeric] [Range= 1-4] [Missing=*]
Statistics [NW/ W]	[Valid=259 /-] [Invalid=49 /-]

Value	Label	Cases	Percentage
1	High	116	<div><div></div></div> 44.8%
2	Average	94	<div><div></div></div> 36.3%
3	Low	43	<div><div></div></div> 16.6%
4	None	6	<div><div></div></div> 2.3%
Sysmiss		49	

Warning: these figures indicate the number of cases found in the data file. They cannot be interpreted as summary statistics of the population of interest.

C4DQ57: Diabetes

Information	[Type= discrete] [Format=numeric] [Range= 1-4] [Missing=*]
Statistics [NW/ W]	[Valid=259 /-] [Invalid=49 /-]

Value	Label	Cases	Percentage
1	High	5	<div><div></div></div> 1.9%
2	Average	19	<div><div></div></div> 7.3%
3	Low	121	<div><div></div></div> 46.7%
4	None	114	<div><div></div></div> 44.0%
Sysmiss		49	

Warning: these figures indicate the number of cases found in the data file. They cannot be interpreted as summary statistics of the population of interest.

C4DQ58: Cardiovascular diseases

Information	[Type= discrete] [Format=numeric] [Range= 1-4] [Missing=*]
Statistics [NW/ W]	[Valid=259 /-] [Invalid=49 /-]

File : CSEC4D

C4DQ58: Cardiovascular diseases

Value	Label	Cases	Percentage
1	High	8	<div><div></div></div> 3.1%
2	Average	34	<div><div></div></div> 13.1%
3	Low	126	<div><div></div></div> 48.6%
4	None	91	<div><div></div></div> 35.1%
Sysmiss		49	

Warning: these figures indicate the number of cases found in the data file. They cannot be interpreted as summary statistics of the population of interest.

C4DQ59: Are there any other key categories of diseases which have been reported at your

Information	[Type= discrete] [Format=numeric] [Range= 1-2] [Missing=*]
Statistics [NW/ W]	[Valid=259 /-] [Invalid=49 /-]

Value	Label	Cases	Percentage
1	Yes	158	<div><div></div></div> 61.0%
2	No	101	<div><div></div></div> 39.0%
Sysmiss		49	

Warning: these figures indicate the number of cases found in the data file. They cannot be interpreted as summary statistics of the population of interest.

End_Diseases: End Common Diseases Screen

Information	[Type= discrete] [Format=numeric] [Missing=*]
Statistics [NW/ W]	[Valid=0 /-] [Invalid=308 /-]

Value	Label	Cases	Percentage
Sysmiss		308	

Warning: these figures indicate the number of cases found in the data file. They cannot be interpreted as summary statistics of the population of interest.

Survey_Visit: Select visit 1 or 2 for the entire survey

Information	[Type= discrete] [Format=numeric] [Range= 1-2] [Missing=*]
Statistics [NW/ W]	[Valid=308 /-] [Invalid=0 /-]

Value	Label	Cases	Percentage
1	Visit 1	40	<div><div></div></div> 13.0%
2	Visit 2	268	<div><div></div></div> 87.0%

Warning: these figures indicate the number of cases found in the data file. They cannot be interpreted as summary statistics of the population of interest.

Health_Response: Health Response Status

Information	[Type= discrete] [Format=numeric] [Range= 1-3] [Missing=*]
Statistics [NW/ W]	[Valid=282 /-] [Invalid=26 /-]

Value	Label	Cases	Percentage
1	Completed	207	<div><div></div></div> 73.4%
2	Partially Done	22	<div><div></div></div> 7.8%
3	Not Done	53	<div><div></div></div> 18.8%
Sysmiss		26	

Warning: these figures indicate the number of cases found in the data file. They cannot be interpreted as summary statistics of the population of interest.

Reason_Health_Not_Done: Reason Health not done:

Information	[Type= discrete] [Format=character] [Missing=*]
Statistics [NW/ W]	[Valid=50 /-] [Invalid=0 /-]

File : CSEC4D

Reason_Health_Not_Done: Reason Health not done:

Value	Label	Cases	Percentage
Available facility is a hospital NAGURU		1	<div><div></div></div> 2.0%
FACILITY MAINLY USED IS HOSPITAL		1	<div><div></div></div> 2.0%
Facility not open. Staff absenteeism.		1	<div><div></div></div> 2.0%
HEALTH CENTRE DEMOLISHED FOR RENOVATION		1	<div><div></div></div> 2.0%
HEALTH WORK NOT FOUND TO BE DONE DURING THE 2nd VISIT		1	<div><div></div></div> 2.0%
Hospital		1	<div><div></div></div> 2.0%
Hospital Level		1	<div><div></div></div> 2.0%
Hospital is most common Facility		1	<div><div></div></div> 2.0%
Hospital level		1	<div><div></div></div> 2.0%
IN CHARGE & ASSISTANT IN WORKSOP FOR A WEEK. TO BE DONE DURING SECOND VISIST		1	<div><div></div></div> 2.0%
IN CHARGE NOT AROUND TO BE CAPTURED DURING 2nd VISIT		1	<div><div></div></div> 2.0%
INCHARGE HAD GONE TO THE REFUGEE CAMP FOR A MEETING		1	<div><div></div></div> 2.0%
INCHARGE NEEDED AN INTRODUCTOR LETTER FROM THE DISTRICT HEALTH OFFICER		1	<div><div></div></div> 2.0%
INCHARGE NOT AROUND & OTHERS WERE TOO BUSY TO		1	<div><div></div></div> 2.0%

File : CSEC4D

Reason_Health_Not_Done: Reason Health not done:

Value	Label	Cases	Percentage
ATTEND TO ME			
Main facility is a Hospital		1	<div></div> 2.0%
NO BODY WAS AT THE HEALTH CENTER/ IT WAS LOCKED FOR THE THREE DAS WE WERE IN THE EA		1	<div></div> 2.0%
NOT DONE, ITS A WEEKEND		1	<div></div> 2.0%
Not there. Go to mainland at different locations		1	<div></div> 2.0%
Refferal Hospital		3	<div></div> 6.0%
Refferal hospital		1	<div></div> 2.0%
THE COMMUNITY MAINLY USES LUBAGA HOSPITAL		1	<div></div> 2.0%
THE COMMUNITY MEMBERS ACCESS THEIR TREATMENT FROM NAGURU HOSPITAL		1	<div></div> 2.0%
THE COMMUNITY USE MASINDI HOSPITAL		1	<div></div> 2.0%
THE COMMUNITY USE KAGADI HOSPITAL		1	<div></div> 2.0%
THE COMMUNITY USES A HOSPITAL		1	<div></div> 2.0%
THE COMMUNITY USES THE HOSPITAL		1	<div></div> 2.0%
THE COMMUNITY USES THE HOSPITAL HENCE NOT DATA IS		1	<div></div> 2.0%

File : CSEC4D

Reason_Health_Not_Done: Reason Health not done:

Value	Label	Cases	Percentage
COLLECTED FROM .			
THE ONE RESPONSIBLE FOR ANSWERING WASNT PRESENT. WILL DO IT NEXT VISIT		1	<div></div> 2.0%
THEY HAD ALL GONE FOR OUTREACH(THEY ARE ONLY TWO)		1	<div></div> 2.0%
THEY USE A PRIVATE HOSPITAL & P7 PUPILS HAD ALREADY LEFT SCHOOL.		1	<div></div> 2.0%
THEY USE NAGURU HOSPITAL		1	<div></div> 2.0%
The Community uses the Referral Hospital		1	<div></div> 2.0%
The community members mainly go to Entebbe hospital		1	<div></div> 2.0%
They use a hospital called buloba st. francis hospital		1	<div></div> 2.0%
They use the main Hospital KAYUNGA HOSPITAL		1	<div></div> 2.0%
WEEKEND		1	<div></div> 2.0%
data collected by another team in trip 1		1	<div></div> 2.0%
done by another team in trip 1		1	<div></div> 2.0%
it's a government hospital (st francis buluba hospital)		1	<div></div> 2.0%
no health centre at the island		1	<div></div> 2.0%
staff gone on outreach		2	<div></div> 4.0%

File : CSEC4D

Reason_Health_Not_Done: Reason Health not done:

Value	Label	Cases	Percentage
the community now uses Mulago Hospital after the HC has been demolished for renovation		1	<div><div></div></div> 2.0%
the community uses Naguru Hospital		1	<div><div></div></div> 2.0%
the community uses a private hospital		1	<div><div></div></div> 2.0%
they mainly use Nsambya hospital		1	<div><div></div></div> 2.0%
they use a gov"t hospital (kamuli hospital)		1	<div><div></div></div> 2.0%
weekend		1	<div><div></div></div> 2.0%

Warning: these figures indicate the number of cases found in the data file. They cannot be interpreted as summary statistics of the population of interest.

File : CSEC4D_1

District_Name: District name

Information [Type= discrete] [Format=numeric] [Range= 101-426] [Missing=*]

Statistics [NW/ W] [Valid=501 /-] [Invalid=0 /-]

Value	Label	Cases	Percentage
101		1	0.2%
102		50	10.0%
103		1	0.2%
104		4	0.8%
105		3	0.6%
106		3	0.6%
107		5	1.0%
108		4	0.8%
110		7	1.4%
111		3	0.6%
112		4	0.8%
113		14	2.8%
115		6	1.2%
116		1	0.2%
117		5	1.0%
118		1	0.2%
119		1	0.2%
120		1	0.2%
122		3	0.6%
123		1	0.2%
124		6	1.2%
201		7	1.4%
203		3	0.6%
204		10	2.0%
205		1	0.2%
207		1	0.2%
208		10	2.0%
209		4	0.8%
210		8	1.6%
211		6	1.2%
212		8	1.6%
214		7	1.4%
215		4	0.8%
216		2	0.4%
218		6	1.2%
219		9	1.8%
221		4	0.8%
222		8	1.6%
223		8	1.6%
224		2	0.4%
225		5	1.0%

File : CSEC4D_1

District_Name: District name

Value	Label	Cases	Percentage
226		8	<div></div> 1.6%
228		3	<div></div> 0.6%
230		1	<div></div> 0.2%
232		5	<div></div> 1.0%
302		9	<div></div> 1.8%
303		26	<div></div> 5.2%
304		9	<div></div> 1.8%
305		1	<div></div> 0.2%
306		8	<div></div> 1.6%
307		5	<div></div> 1.0%
308		3	<div></div> 0.6%
309		9	<div></div> 1.8%
310		10	<div></div> 2.0%
311		3	<div></div> 0.6%
312		1	<div></div> 0.2%
313		6	<div></div> 1.2%
314		3	<div></div> 0.6%
317		8	<div></div> 1.6%
318		7	<div></div> 1.4%
319		9	<div></div> 1.8%
320		6	<div></div> 1.2%
321		11	<div></div> 2.2%
322		4	<div></div> 0.8%
323		10	<div></div> 2.0%
325		12	<div></div> 2.4%
327		1	<div></div> 0.2%
329		3	<div></div> 0.6%
330		9	<div></div> 1.8%
402		2	<div></div> 0.4%
403		6	<div></div> 1.2%
404		3	<div></div> 0.6%
405		7	<div></div> 1.4%
406		5	<div></div> 1.0%
407		5	<div></div> 1.0%
408		3	<div></div> 0.6%
409		3	<div></div> 0.6%
410		5	<div></div> 1.0%
411		6	<div></div> 1.2%
412		4	<div></div> 0.8%
414		1	<div></div> 0.2%
415		7	<div></div> 1.4%
417		6	<div></div> 1.2%
418		4	<div></div> 0.8%

File : CSEC4D_1

District_Name: District name

Value	Label	Cases	Percentage
419		1	0.2%
420		2	0.4%
421		1	0.2%
422		1	0.2%
423		1	0.2%
426		1	0.2%

Warning: these figures indicate the number of cases found in the data file. They cannot be interpreted as summary statistics of the population of interest.

SubCounty: Sub-county/division/town council

Information	[Type= discrete] [Format=numeric] [Range= 101204-426104] [Missing=*]
Statistics [NW/ W]	[Valid=501 /-] [Invalid=0 /-]

Value	Label	Cases	Percentage
101204		1	0.2%
102101		7	1.4%
102102		4	0.8%
102103		24	4.8%
102104		8	1.6%
102105		7	1.4%
103105		1	0.2%
104102		1	0.2%
104104		1	0.2%
104105		1	0.2%
104208		1	0.2%
105105		3	0.6%
106101		2	0.4%
106106		1	0.2%
107105		2	0.4%
107202		1	0.2%
107302		1	0.2%
107305		1	0.2%
108106		1	0.2%
108301		2	0.4%
108305		1	0.2%
110105		1	0.2%
110203		1	0.2%
110204		1	0.2%
110206		1	0.2%
110207		1	0.2%
110305		1	0.2%
110306		1	0.2%
111102		1	0.2%
111202		2	0.4%
112102		1	0.2%
112104		1	0.2%

File : CSEC4D_1

SubCounty: Sub-county/division/town council

Value	Label	Cases	Percentage
112203		1	0.2%
112204		1	0.2%
113105		4	0.8%
113111		1	0.2%
113112		1	0.2%
113113		2	0.4%
113303		3	0.6%
113304		1	0.2%
113306		1	0.2%
113307		1	0.2%
115103		1	0.2%
115104		1	0.2%
115202		1	0.2%
115203		1	0.2%
115205		1	0.2%
115207		1	0.2%
116102		1	0.2%
117103		1	0.2%
117104		1	0.2%
117110		3	0.6%
118101		1	0.2%
119103		1	0.2%
120105		1	0.2%
122102		1	0.2%
122105		1	0.2%
122106		1	0.2%
123108		1	0.2%
124101		1	0.2%
124103		1	0.2%
124104		2	0.4%
124107		1	0.2%
124108		1	0.2%
201106		4	0.8%
201110		3	0.6%
203202		1	0.2%
203301		1	0.2%
203303		1	0.2%
204101		2	0.4%
204102		1	0.2%
204203		2	0.4%
204301		4	0.8%
204302		1	0.2%
205104		1	0.2%

File : CSEC4D_1

SubCounty: Sub-county/division/town council

Value	Label	Cases	Percentage
207103		1	0.2%
208102		6	1.2%
208104		3	0.6%
208107		1	0.2%
209201		4	0.8%
210205		8	1.6%
211101		1	0.2%
211103		1	0.2%
211106		4	0.8%
212104		2	0.4%
212105		3	0.6%
212202		1	0.2%
212305		1	0.2%
212311		1	0.2%
214101		2	0.4%
214102		1	0.2%
214108		1	0.2%
214113		3	0.6%
215109		1	0.2%
215115		1	0.2%
215120		2	0.4%
216202		2	0.4%
218103		3	0.6%
218115		3	0.6%
219103		9	1.8%
221109		4	0.8%
222106		8	1.6%
223108		1	0.2%
223120		1	0.2%
223121		4	0.8%
223126		1	0.2%
223128		1	0.2%
224105		2	0.4%
225103		3	0.6%
225111		2	0.4%
226101		2	0.4%
226103		4	0.8%
226104		2	0.4%
228102		3	0.6%
230107		1	0.2%
232101		3	0.6%
232203		2	0.4%
302101		1	0.2%

File : CSEC4D_1

SubCounty: Sub-county/division/town council

Value	Label	Cases	Percentage
302201		4	<div></div> 0.8%
302203		1	<div></div> 0.2%
302204		1	<div></div> 0.2%
302205		2	<div></div> 0.4%
303201		3	<div></div> 0.6%
303202		3	<div></div> 0.6%
303204		1	<div></div> 0.2%
303402		3	<div></div> 0.6%
303404		6	<div></div> 1.2%
303405		3	<div></div> 0.6%
303503		3	<div></div> 0.6%
303504		4	<div></div> 0.8%
304102		2	<div></div> 0.4%
304204		4	<div></div> 0.8%
304301		3	<div></div> 0.6%
305102		1	<div></div> 0.2%
306102		2	<div></div> 0.4%
306103		4	<div></div> 0.8%
306106		2	<div></div> 0.4%
307108		4	<div></div> 0.8%
307202		1	<div></div> 0.2%
308102		3	<div></div> 0.6%
309102		3	<div></div> 0.6%
309103		3	<div></div> 0.6%
309204		3	<div></div> 0.6%
310102		3	<div></div> 0.6%
310206		6	<div></div> 1.2%
310207		1	<div></div> 0.2%
311103		2	<div></div> 0.4%
311302		1	<div></div> 0.2%
312105		1	<div></div> 0.2%
313102		3	<div></div> 0.6%
313104		3	<div></div> 0.6%
314103		3	<div></div> 0.6%
317101		3	<div></div> 0.6%
317102		2	<div></div> 0.4%
317106		3	<div></div> 0.6%
318103		4	<div></div> 0.8%
318107		2	<div></div> 0.4%
318114		1	<div></div> 0.2%
319103		3	<div></div> 0.6%
319105		3	<div></div> 0.6%
319107		3	<div></div> 0.6%

File : CSEC4D_1

SubCounty: Sub-county/division/town council

Value	Label	Cases	Percentage
320103		3	<div></div> 0.6%
320108		3	<div></div> 0.6%
321103		1	<div></div> 0.2%
321105		3	<div></div> 0.6%
321106		4	<div></div> 0.8%
321107		3	<div></div> 0.6%
322108		1	<div></div> 0.2%
322111		3	<div></div> 0.6%
323104		2	<div></div> 0.4%
323106		3	<div></div> 0.6%
323107		2	<div></div> 0.4%
323108		3	<div></div> 0.6%
325101		3	<div></div> 0.6%
325103		9	<div></div> 1.8%
327103		1	<div></div> 0.2%
329106		3	<div></div> 0.6%
330107		6	<div></div> 1.2%
330110		3	<div></div> 0.6%
402207		1	<div></div> 0.2%
402208		1	<div></div> 0.2%
403101		1	<div></div> 0.2%
403105		1	<div></div> 0.2%
403201		1	<div></div> 0.2%
403205		2	<div></div> 0.4%
403301		1	<div></div> 0.2%
404102		1	<div></div> 0.2%
404207		1	<div></div> 0.2%
404403		1	<div></div> 0.2%
405104		3	<div></div> 0.6%
405208		1	<div></div> 0.2%
405211		1	<div></div> 0.2%
405301		1	<div></div> 0.2%
405302		1	<div></div> 0.2%
406108		1	<div></div> 0.2%
406201		1	<div></div> 0.2%
406210		1	<div></div> 0.2%
406212		1	<div></div> 0.2%
406303		1	<div></div> 0.2%
407202		2	<div></div> 0.4%
407205		1	<div></div> 0.2%
407303		1	<div></div> 0.2%
407306		1	<div></div> 0.2%
408102		1	<div></div> 0.2%

File : CSEC4D_1

SubCounty: Sub-county/division/town council

Value	Label	Cases	Percentage
408112		1	0.2%
408113		1	0.2%
409101		1	0.2%
409203		1	0.2%
409301		1	0.2%
410102		1	0.2%
410105		1	0.2%
410201		2	0.4%
410303		1	0.2%
411103		1	0.2%
411203		1	0.2%
411302		1	0.2%
411304		1	0.2%
411402		1	0.2%
411403		1	0.2%
412103		1	0.2%
412201		2	0.4%
412203		1	0.2%
414116		1	0.2%
415105		1	0.2%
415106		2	0.4%
415110		2	0.4%
415114		2	0.4%
417101		1	0.2%
417102		1	0.2%
417104		1	0.2%
417105		1	0.2%
417110		1	0.2%
417114		1	0.2%
418104		1	0.2%
418201		1	0.2%
418202		1	0.2%
418209		1	0.2%
419204		1	0.2%
420107		1	0.2%
420108		1	0.2%
421108		1	0.2%
422102		1	0.2%
423109		1	0.2%
426104		1	0.2%

Warning: these figures indicate the number of cases found in the data file. They cannot be interpreted as summary statistics of the population of interest.

Parish: Parish/ward

Information [Type= discrete] [Format=numeric] [Range= 10120402-42610402] [Missing=*]

File : CSEC4D_1

Parish: Parish/ward

Statistics [NW/ W] [Valid=501 /-] [Invalid=0 /-]

Value	Label	Cases	Percentage
10120402		1	0.2%
10210104		4	0.8%
10210108		3	0.6%
10210202		1	0.2%
10210205		1	0.2%
10210206		1	0.2%
10210208		1	0.2%
10210301		1	0.2%
10210302		4	0.8%
10210304		4	0.8%
10210305		4	0.8%
10210306		1	0.2%
10210308		1	0.2%
10210309		8	1.6%
10210312		1	0.2%
10210401		2	0.4%
10210402		1	0.2%
10210410		2	0.4%
10210411		1	0.2%
10210417		1	0.2%
10210419		1	0.2%
10210501		1	0.2%
10210503		1	0.2%
10210504		1	0.2%
10210510		1	0.2%
10210513		1	0.2%
10210515		1	0.2%
10210518		1	0.2%
10310505		1	0.2%
10410204		1	0.2%
10410403		1	0.2%
10410504		1	0.2%
10420804		1	0.2%
10510502		3	0.6%
10610101		1	0.2%
10610109		1	0.2%
10610606		1	0.2%
10710503		1	0.2%
10710505		1	0.2%
10720206		1	0.2%
10730203		1	0.2%
10730507		1	0.2%

File : CSEC4D_1

Parish: Parish/ward

Value	Label	Cases	Percentage
10810603		1	<div></div> 0.2%
10830101		1	<div></div> 0.2%
10830105		1	<div></div> 0.2%
10830502		1	<div></div> 0.2%
11010501		1	<div></div> 0.2%
11020306		1	<div></div> 0.2%
11020401		1	<div></div> 0.2%
11020603		1	<div></div> 0.2%
11020704		1	<div></div> 0.2%
11030501		1	<div></div> 0.2%
11030601		1	<div></div> 0.2%
11110201		1	<div></div> 0.2%
11120204		1	<div></div> 0.2%
11120206		1	<div></div> 0.2%
11210203		1	<div></div> 0.2%
11210402		1	<div></div> 0.2%
11220301		1	<div></div> 0.2%
11220403		1	<div></div> 0.2%
11310504		1	<div></div> 0.2%
11310505		3	<div></div> 0.6%
11311102		1	<div></div> 0.2%
11311203		1	<div></div> 0.2%
11311302		1	<div></div> 0.2%
11311306		1	<div></div> 0.2%
11330301		2	<div></div> 0.4%
11330305		1	<div></div> 0.2%
11330403		1	<div></div> 0.2%
11330606		1	<div></div> 0.2%
11330701		1	<div></div> 0.2%
11510302		1	<div></div> 0.2%
11510403		1	<div></div> 0.2%
11520209		1	<div></div> 0.2%
11520307		1	<div></div> 0.2%
11520504		1	<div></div> 0.2%
11520703		1	<div></div> 0.2%
11610205		1	<div></div> 0.2%
11710308		1	<div></div> 0.2%
11710405		1	<div></div> 0.2%
11711003		3	<div></div> 0.6%
11810104		1	<div></div> 0.2%
11910303		1	<div></div> 0.2%
12010502		1	<div></div> 0.2%
12210206		1	<div></div> 0.2%

File : CSEC4D_1

Parish: Parish/ward

Value	Label	Cases	Percentage
12210502		1	<div></div> 0.2%
12210602		1	<div></div> 0.2%
12310803		1	<div></div> 0.2%
12410106		1	<div></div> 0.2%
12410302		1	<div></div> 0.2%
12410401		2	<div></div> 0.4%
12410701		1	<div></div> 0.2%
12410802		1	<div></div> 0.2%
20110602		4	<div></div> 0.8%
20111009		3	<div></div> 0.6%
20320203		1	<div></div> 0.2%
20330101		1	<div></div> 0.2%
20330304		1	<div></div> 0.2%
20410103		2	<div></div> 0.4%
20410204		1	<div></div> 0.2%
20420301		2	<div></div> 0.4%
20430101		3	<div></div> 0.6%
20430102		1	<div></div> 0.2%
20430205		1	<div></div> 0.2%
20510401		1	<div></div> 0.2%
20710301		1	<div></div> 0.2%
20810214		6	<div></div> 1.2%
20810404		3	<div></div> 0.6%
20810713		1	<div></div> 0.2%
20920101		3	<div></div> 0.6%
20920104		1	<div></div> 0.2%
21020504		8	<div></div> 1.6%
21110105		1	<div></div> 0.2%
21110303		1	<div></div> 0.2%
21110603		4	<div></div> 0.8%
21210403		2	<div></div> 0.4%
21210504		3	<div></div> 0.6%
21220201		1	<div></div> 0.2%
21230502		1	<div></div> 0.2%
21231101		1	<div></div> 0.2%
21410104		1	<div></div> 0.2%
21410106		1	<div></div> 0.2%
21410202		1	<div></div> 0.2%
21410801		1	<div></div> 0.2%
21411301		1	<div></div> 0.2%
21411303		2	<div></div> 0.4%
21510902		1	<div></div> 0.2%
21511502		1	<div></div> 0.2%

File : CSEC4D_1

Parish: Parish/ward

Value	Label	Cases	Percentage
21512002		2	<div></div> 0.4%
21620203		2	<div></div> 0.4%
21810302		3	<div></div> 0.6%
21811504		3	<div></div> 0.6%
21910313		3	<div></div> 0.6%
21910317		6	<div></div> 1.2%
22110902		3	<div></div> 0.6%
22110905		1	<div></div> 0.2%
22210602		8	<div></div> 1.6%
22310805		1	<div></div> 0.2%
22312002		1	<div></div> 0.2%
22312101		3	<div></div> 0.6%
22312103		1	<div></div> 0.2%
22312601		1	<div></div> 0.2%
22312801		1	<div></div> 0.2%
22410505		2	<div></div> 0.4%
22510304		3	<div></div> 0.6%
22511103		2	<div></div> 0.4%
22610101		2	<div></div> 0.4%
22610302		3	<div></div> 0.6%
22610303		1	<div></div> 0.2%
22610405		2	<div></div> 0.4%
22810203		3	<div></div> 0.6%
23010709		1	<div></div> 0.2%
23210104		3	<div></div> 0.6%
23220304		2	<div></div> 0.4%
30210102		1	<div></div> 0.2%
30220105		2	<div></div> 0.4%
30220107		2	<div></div> 0.4%
30220302		1	<div></div> 0.2%
30220405		1	<div></div> 0.2%
30220505		2	<div></div> 0.4%
30320102		3	<div></div> 0.6%
30320207		3	<div></div> 0.6%
30320405		1	<div></div> 0.2%
30340204		3	<div></div> 0.6%
30340401		3	<div></div> 0.6%
30340403		3	<div></div> 0.6%
30340507		3	<div></div> 0.6%
30350304		3	<div></div> 0.6%
30350402		4	<div></div> 0.8%
30410201		2	<div></div> 0.4%
30420401		2	<div></div> 0.4%

File : CSEC4D_1

Parish: Parish/ward

Value	Label	Cases	Percentage
30420402		2	0.4%
30430104		3	0.6%
30510208		1	0.2%
30610203		2	0.4%
30610301		4	0.8%
30610601		2	0.4%
30710802		3	0.6%
30710803		1	0.2%
30720203		1	0.2%
30810206		3	0.6%
30910205		3	0.6%
30910305		3	0.6%
30920406		3	0.6%
31010202		3	0.6%
31020603		3	0.6%
31020604		3	0.6%
31020706		1	0.2%
31110302		2	0.4%
31130201		1	0.2%
31210502		1	0.2%
31310205		3	0.6%
31310403		3	0.6%
31410304		3	0.6%
31710101		3	0.6%
31710202		2	0.4%
31710605		3	0.6%
31810302		4	0.8%
31810705		2	0.4%
31811402		1	0.2%
31910303		3	0.6%
31910508		3	0.6%
31910702		3	0.6%
32010303		3	0.6%
32010808		3	0.6%
32110304		1	0.2%
32110505		3	0.6%
32110601		4	0.8%
32110706		3	0.6%
32210802		1	0.2%
32211104		3	0.6%
32310403		2	0.4%
32310604		3	0.6%
32310701		2	0.4%

File : CSEC4D_1

Parish: Parish/ward

Value	Label	Cases	Percentage
32310802		3	<div></div> 0.6%
32510102		3	<div></div> 0.6%
32510305		3	<div></div> 0.6%
32510306		6	<div></div> 1.2%
32710303		1	<div></div> 0.2%
32910602		3	<div></div> 0.6%
33010701		3	<div></div> 0.6%
33010703		3	<div></div> 0.6%
33011001		3	<div></div> 0.6%
40220705		1	<div></div> 0.2%
40220805		1	<div></div> 0.2%
40310102		1	<div></div> 0.2%
40310505		1	<div></div> 0.2%
40320102		1	<div></div> 0.2%
40320504		2	<div></div> 0.4%
40330104		1	<div></div> 0.2%
40410203		1	<div></div> 0.2%
40420704		1	<div></div> 0.2%
40440303		1	<div></div> 0.2%
40510402		3	<div></div> 0.6%
40520803		1	<div></div> 0.2%
40521103		1	<div></div> 0.2%
40530104		1	<div></div> 0.2%
40530203		1	<div></div> 0.2%
40610804		1	<div></div> 0.2%
40620102		1	<div></div> 0.2%
40621003		1	<div></div> 0.2%
40621201		1	<div></div> 0.2%
40630307		1	<div></div> 0.2%
40720204		2	<div></div> 0.4%
40720501		1	<div></div> 0.2%
40730303		1	<div></div> 0.2%
40730604		1	<div></div> 0.2%
40810201		1	<div></div> 0.2%
40811202		1	<div></div> 0.2%
40811304		1	<div></div> 0.2%
40910104		1	<div></div> 0.2%
40920305		1	<div></div> 0.2%
40930103		1	<div></div> 0.2%
41010204		1	<div></div> 0.2%
41010502		1	<div></div> 0.2%
41020101		2	<div></div> 0.4%
41030306		1	<div></div> 0.2%

File : CSEC4D_1

Parish: Parish/ward

Value	Label	Cases	Percentage
41110301		1	<div></div> 0.2%
41120302		1	<div></div> 0.2%
41130202		1	<div></div> 0.2%
41130402		1	<div></div> 0.2%
41140202		1	<div></div> 0.2%
41140303		1	<div></div> 0.2%
41210304		1	<div></div> 0.2%
41220107		2	<div></div> 0.4%
41220304		1	<div></div> 0.2%
41411601		1	<div></div> 0.2%
41510502		1	<div></div> 0.2%
41510608		2	<div></div> 0.4%
41511004		2	<div></div> 0.4%
41511407		2	<div></div> 0.4%
41710101		1	<div></div> 0.2%
41710201		1	<div></div> 0.2%
41710401		1	<div></div> 0.2%
41710501		1	<div></div> 0.2%
41711004		1	<div></div> 0.2%
41711404		1	<div></div> 0.2%
41810403		1	<div></div> 0.2%
41820102		1	<div></div> 0.2%
41820201		1	<div></div> 0.2%
41820907		1	<div></div> 0.2%
41920402		1	<div></div> 0.2%
42010704		1	<div></div> 0.2%
42010803		1	<div></div> 0.2%
42110801		1	<div></div> 0.2%
42210204		1	<div></div> 0.2%
42310905		1	<div></div> 0.2%
42610402		1	<div></div> 0.2%

Warning: these figures indicate the number of cases found in the data file. They cannot be interpreted as summary statistics of the population of interest.

Villagecode: Village code

Information	[Type= discrete] [Format=numeric] [Range= 1012040204-4261040201] [Missing=*]		
Statistics [NW/ W]	[Valid=501 /-] [Invalid=0 /-]		
Value	Label	Cases	Percentage
1012040204		1	<div></div> 0.2%
1021010402		4	<div></div> 0.8%
1021010802		3	<div></div> 0.6%
1021020205		1	<div></div> 0.2%
1021020504		1	<div></div> 0.2%
1021020601		1	<div></div> 0.2%
1021020805		1	<div></div> 0.2%

File : CSEC4D_1

Villagecode: Village code

Value	Label	Cases	Percentage
1021030109		1	<div></div> 0.2%
1021030203		4	<div></div> 0.8%
1021030412		4	<div></div> 0.8%
1021030504		3	<div></div> 0.6%
1021030509		1	<div></div> 0.2%
1021030606		1	<div></div> 0.2%
1021030803		1	<div></div> 0.2%
1021030904		8	<div></div> 1.6%
1021031208		1	<div></div> 0.2%
1021040102		2	<div></div> 0.4%
1021040203		1	<div></div> 0.2%
1021041002		2	<div></div> 0.4%
1021041118		1	<div></div> 0.2%
1021041701		1	<div></div> 0.2%
1021041903		1	<div></div> 0.2%
1021050106		1	<div></div> 0.2%
1021050307		1	<div></div> 0.2%
1021050405		1	<div></div> 0.2%
1021051004		1	<div></div> 0.2%
1021051305		1	<div></div> 0.2%
1021051506		1	<div></div> 0.2%
1021051832		1	<div></div> 0.2%
1031050505		1	<div></div> 0.2%
1041020405		1	<div></div> 0.2%
1041040304		1	<div></div> 0.2%
1041050403		1	<div></div> 0.2%
1042080404		1	<div></div> 0.2%
1051050201		3	<div></div> 0.6%
1061010108		1	<div></div> 0.2%
1061010902		1	<div></div> 0.2%
1061060602		1	<div></div> 0.2%
1071050302		1	<div></div> 0.2%
1071050503		1	<div></div> 0.2%
1072020601		1	<div></div> 0.2%
1073020305		1	<div></div> 0.2%
1073050702		1	<div></div> 0.2%
1081060309		1	<div></div> 0.2%
1083010101		1	<div></div> 0.2%
1083010505		1	<div></div> 0.2%
1083050204		1	<div></div> 0.2%
1101050107		1	<div></div> 0.2%
1102030601		1	<div></div> 0.2%
1102040107		1	<div></div> 0.2%

File : CSEC4D_1

Villagecode: Village code

Value	Label	Cases	Percentage
1102060309		1	<div></div> 0.2%
1102070403		1	<div></div> 0.2%
1103050102		1	<div></div> 0.2%
1103060102		1	<div></div> 0.2%
1111020105		1	<div></div> 0.2%
1112020403		1	<div></div> 0.2%
1112020618		1	<div></div> 0.2%
1121020302		1	<div></div> 0.2%
1121040209		1	<div></div> 0.2%
1122030104		1	<div></div> 0.2%
1122040303		1	<div></div> 0.2%
1131050402		1	<div></div> 0.2%
1131050505		3	<div></div> 0.6%
1131110205		1	<div></div> 0.2%
1131120307		1	<div></div> 0.2%
1131130204		1	<div></div> 0.2%
1131130602		1	<div></div> 0.2%
1133030101		1	<div></div> 0.2%
1133030109		1	<div></div> 0.2%
1133030504		1	<div></div> 0.2%
1133040308		1	<div></div> 0.2%
1133060601		1	<div></div> 0.2%
1133070102		1	<div></div> 0.2%
1151030204		1	<div></div> 0.2%
1151040307		1	<div></div> 0.2%
1152020907		1	<div></div> 0.2%
1152030702		1	<div></div> 0.2%
1152050405		1	<div></div> 0.2%
1152070306		1	<div></div> 0.2%
1161020501		1	<div></div> 0.2%
1171030802		1	<div></div> 0.2%
1171040504		1	<div></div> 0.2%
1171100309		2	<div></div> 0.4%
1171100312		1	<div></div> 0.2%
1181010407		1	<div></div> 0.2%
1191030304		1	<div></div> 0.2%
1201050202		1	<div></div> 0.2%
1221020604		1	<div></div> 0.2%
1221050203		1	<div></div> 0.2%
1221060206		1	<div></div> 0.2%
1231080303		1	<div></div> 0.2%
1241010603		1	<div></div> 0.2%
1241030216		1	<div></div> 0.2%

File : CSEC4D_1

Villagecode: Village code

Value	Label	Cases	Percentage
1241040102		2	0.4%
1241070106		1	0.2%
1241080210		1	0.2%
2011060205		4	0.8%
2011100902		3	0.6%
2032020304		1	0.2%
2033010101		1	0.2%
2033030403		1	0.2%
2041010302		2	0.4%
2041020405		1	0.2%
2042030105		2	0.4%
2043010103		3	0.6%
2043010202		1	0.2%
2043020514		1	0.2%
2051040101		1	0.2%
2071030105		1	0.2%
2081021402		6	1.2%
2081040401		3	0.6%
2081071301		1	0.2%
2092010105		3	0.6%
2092010401		1	0.2%
2102050401		8	1.6%
2111010504		1	0.2%
2111030302		1	0.2%
2111060303		4	0.8%
2121040306		2	0.4%
2121050407		3	0.6%
2122020101		1	0.2%
2123050204		1	0.2%
2123110101		1	0.2%
2141010403		1	0.2%
2141010604		1	0.2%
2141020206		1	0.2%
2141080105		1	0.2%
2141130103		1	0.2%
2141130307		2	0.4%
2151090208		1	0.2%
2151150202		1	0.2%
2151200204		2	0.4%
2162020306		2	0.4%
2181030213		3	0.6%
2181150401		3	0.6%
2191031301		3	0.6%

File : CSEC4D_1

Villagecode: Village code

Value	Label	Cases	Percentage
2191031702		6	1.2%
2211090203		3	0.6%
2211090505		1	0.2%
2221060201		8	1.6%
2231080506		1	0.2%
2231200204		1	0.2%
2231210104		2	0.4%
2231210105		1	0.2%
2231210302		1	0.2%
2231260115		1	0.2%
2231280102		1	0.2%
2241050511		2	0.4%
2251030415		3	0.6%
2251110322		2	0.4%
2261010102		2	0.4%
2261030205		3	0.6%
2261030301		1	0.2%
2261040510		2	0.4%
2281020304		3	0.6%
2301070905		1	0.2%
2321010406		3	0.6%
2322030405		2	0.4%
3021010215		1	0.2%
3022010508		2	0.4%
3022010708		2	0.4%
3022030205		1	0.2%
3022040505		1	0.2%
3022050502		2	0.4%
3032010205		3	0.6%
3032020706		3	0.6%
3032040506		1	0.2%
3034020408		3	0.6%
3034040102		3	0.6%
3034040304		3	0.6%
3034050711		3	0.6%
3035030411		3	0.6%
3035040205		4	0.8%
3041020101		2	0.4%
3042040105		2	0.4%
3042040201		2	0.4%
3043010404		3	0.6%
3051020803		1	0.2%
3061020306		2	0.4%

File : CSEC4D_1

Villagecode: Village code

Value	Label	Cases	Percentage
3061030101		4	0.8%
3061060103		2	0.4%
3071080206		3	0.6%
3071080301		1	0.2%
3072020302		1	0.2%
3081020606		3	0.6%
3091020502		3	0.6%
3091030501		3	0.6%
3092040606		3	0.6%
3101020203		3	0.6%
3102060309		3	0.6%
3102060408		3	0.6%
3102070603		1	0.2%
3111030202		2	0.4%
3113020101		1	0.2%
3121050202		1	0.2%
3131020505		3	0.6%
3131040312		3	0.6%
3141030403		3	0.6%
3171010102		3	0.6%
3171020201		2	0.4%
3171060512		3	0.6%
3181030204		4	0.8%
3181070501		2	0.4%
3181140207		1	0.2%
3191030304		3	0.6%
3191050803		3	0.6%
3191070202		3	0.6%
3201030323		3	0.6%
3201080801		3	0.6%
3211030405		1	0.2%
3211050502		3	0.6%
3211060105		4	0.8%
3211070617		3	0.6%
3221080206		1	0.2%
3221110412		3	0.6%
3231040301		2	0.4%
3231060409		3	0.6%
3231070104		2	0.4%
3231080204		3	0.6%
3251010205		3	0.6%
3251030508		3	0.6%
3251030601		3	0.6%

File : CSEC4D_1

Villagecode: Village code

Value	Label	Cases	Percentage
3251030602		3	<div></div> 0.6%
3271030305		1	<div></div> 0.2%
3291060206		3	<div></div> 0.6%
3301070101		3	<div></div> 0.6%
3301070303		3	<div></div> 0.6%
3301100102		3	<div></div> 0.6%
4022070507		1	<div></div> 0.2%
4022080505		1	<div></div> 0.2%
4031010202		1	<div></div> 0.2%
4031050502		1	<div></div> 0.2%
4032010205		1	<div></div> 0.2%
4032050403		2	<div></div> 0.4%
4033010412		1	<div></div> 0.2%
4041020302		1	<div></div> 0.2%
4042070409		1	<div></div> 0.2%
4044030303		1	<div></div> 0.2%
4051040205		3	<div></div> 0.6%
4052080304		1	<div></div> 0.2%
4052110310		1	<div></div> 0.2%
4053010409		1	<div></div> 0.2%
4053020304		1	<div></div> 0.2%
4061080401		1	<div></div> 0.2%
4062010203		1	<div></div> 0.2%
4062100306		1	<div></div> 0.2%
4062120102		1	<div></div> 0.2%
4063030706		1	<div></div> 0.2%
4072020402		2	<div></div> 0.4%
4072050104		1	<div></div> 0.2%
4073030305		1	<div></div> 0.2%
4073060419		1	<div></div> 0.2%
4081020104		1	<div></div> 0.2%
4081120206		1	<div></div> 0.2%
4081130406		1	<div></div> 0.2%
4091010401		1	<div></div> 0.2%
4092030509		1	<div></div> 0.2%
4093010304		1	<div></div> 0.2%
4101020405		1	<div></div> 0.2%
4101050204		1	<div></div> 0.2%
4102010106		1	<div></div> 0.2%
4102010107		1	<div></div> 0.2%
4103030601		1	<div></div> 0.2%
4111030105		1	<div></div> 0.2%
4112030202		1	<div></div> 0.2%

File : CSEC4D_1

Villagecode: Village code

Value	Label	Cases	Percentage
4113020204		1	<div></div> 0.2%
4113040203		1	<div></div> 0.2%
4114020204		1	<div></div> 0.2%
4114030308		1	<div></div> 0.2%
4121030414		1	<div></div> 0.2%
4122010704		2	<div></div> 0.4%
4122030405		1	<div></div> 0.2%
4141160106		1	<div></div> 0.2%
4151050204		1	<div></div> 0.2%
4151060812		2	<div></div> 0.4%
4151100404		2	<div></div> 0.4%
4151140703		2	<div></div> 0.4%
4171010109		1	<div></div> 0.2%
4171020103		1	<div></div> 0.2%
4171040107		1	<div></div> 0.2%
4171050107		1	<div></div> 0.2%
4171100404		1	<div></div> 0.2%
4171140402		1	<div></div> 0.2%
4181040301		1	<div></div> 0.2%
4182010203		1	<div></div> 0.2%
4182020104		1	<div></div> 0.2%
4182090702		1	<div></div> 0.2%
4192040205		1	<div></div> 0.2%
4201070403		1	<div></div> 0.2%
4201080309		1	<div></div> 0.2%
4211080107		1	<div></div> 0.2%
4221020401		1	<div></div> 0.2%
4231090509		1	<div></div> 0.2%
4261040201		1	<div></div> 0.2%

Warning: these figures indicate the number of cases found in the data file. They cannot be interpreted as summary statistics of the population of interest.

OtherDiseaseID: CFHealthDisease

Information		[Type= discrete] [Format=numeric] [Range= 1-8] [Missing=*]	
Statistics [NW/ W]		[Valid=351 /-] [Invalid=150 /-]	
Value	Label	Cases	Percentage
1		151	<div></div> 43.0%
2		110	<div></div> 31.3%
3		74	<div></div> 21.1%
4		12	<div></div> 3.4%
5		1	<div></div> 0.3%
6		1	<div></div> 0.3%
7		1	<div></div> 0.3%
8		1	<div></div> 0.3%
Sysmiss		150	

File : CSEC4D_1

OtherDiseaseID: CFHealthDisease

Warning: these figures indicate the number of cases found in the data file. They cannot be interpreted as summary statistics of the population of interest.

C4DQ59ABC1: Name of the Disease
































Information [Type= discrete] [Format=character] [Missing=*]

Statistics [NW/ W] [Valid=350 /-] [Invalid=0 /-]

Value	Label	Cases	Percentage
ALLERGIES		1	0.3%
ANAEMIA		1	0.3%
ANIMAL BITES ESPECIALLY SNAKE BITES		1	0.3%
ASTHMA		1	0.3%
Anthritis		1	0.3%
BACTERIAL COJUNCTIVITIS		1	0.3%
BRUCELLA		1	0.3%
BRUCELLOSIS		2	0.6%
BRUSCELLOSIS		1	0.3%
C HICKEN POX		1	0.3%
CANDIDA		1	0.3%
CHI CHEN POX		1	0.3%
CHICKEN		1	0.3%
CHICKEN POX		5	1.4%
COMMON COLD		1	0.3%
Chicken Pox		1	0.3%
Chronic Respiratory Infections		1	0.3%
Cough		2	0.6%
Cough. Pneumonia.		1	0.3%
DENTAL		1	0.3%
DENTAL CONDITIONS		2	0.6%
DENTAL DISEASE		1	0.3%
DENTAL DISEASES		1	0.3%
DENTAL PROBLEMS		2	0.6%
DYSENTRY		4	1.1%
Dysentry		2	0.6%
E.N.T		1	0.3%
EAR INFECTION		3	0.9%












File : CSEC4D_1

C4DQ59ABC1: Name of the Disease

Value	Label	Cases	Percentage
EAR INFECTIONS		1	 0.3%
EAR NOSE AND THROAT		1	 0.3%
EAR NOSE INFECTIONS		1	 0.3%
ENT		3	 0.9%
ENT CONDITIONS		2	 0.6%
ENT INFECTION		1	 0.3%
ENTconditions		1	 0.3%
EPILEPSY		3	 0.9%
EPILEPYSE		1	 0.3%
EPLPSY		1	 0.3%
EPYLEPSY		1	 0.3%
EYE		1	 0.3%
EYE CONDITION		1	 0.3%
EYE INFECTION		1	 0.3%
EYE CONDITIONS		4	 1.1%
EYE DISEASE		2	 0.6%
EYE DISEASES		10	 2.9%
EYE INFECTION		12	 3.4%
EYE INFECTIONS		18	 5.1%
EYE PROBLEMS		1	 0.3%
EYE/EAR		3	 0.9%
Ear problems		1	 0.3%
Epileptic diseases		1	 0.3%
Eye infections		1	 0.3%
FINGAL		1	 0.3%
FUNGAL SKIN INFECTION		1	 0.3%
FUNGUAL INFECTIONS		1	 0.3%
Fungal infections		1	 0.3%
GASTRATIS		1	 0.3%
GASTRIC DISEASES		1	 0.3%
GASTRO INTESTINAL DISORDER		1	 0.3%

































File : CSEC4D_1

C4DQ59ABC1: Name of the Disease

Value	Label	Cases	Percentage
Giggers		1	 0.3%
HEPATITIS B		2	 0.6%
HEPERTITIS B		1	 0.3%
HERTITISE B		1	 0.3%
HIV cases		1	 0.3%
HYPERTENSION		3	 0.9%
Hypertension disease		1	 0.3%
INTENSTINAL DISODERS		1	 0.3%
INTENSTINAL WORMS		1	 0.3%
INTESTINAL WORMS		2	 0.6%
INTESTINAL WORM		1	 0.3%
INTESTINAL WORMS		17	 4.9%
Intestinal worms		1	 0.3%
JAUNDICE		1	 0.3%
JIGGER INFECTIONS		1	 0.3%
JIGGERS		2	 0.6%
MALNUTITION		1	 0.3%
MALNUTRITION		3	 0.9%
MENTAL CONDITIONS		3	 0.9%
MENTAL DISEASES		1	 0.3%
MENTAL DISORDERS		1	 0.3%
MENTAL ILLNESS		1	 0.3%
MULNITRITION		1	 0.3%
MULNTRITION		1	 0.3%
Optical cases		1	 0.3%
PELVIC INFLAMATORY DISEASA		2	 0.6%
PELVIC INFLAMATORY DISEASE		1	 0.3%
PELVIC INFLAMMATOR DISEASES		1	 0.3%
PEPTIC ULCER		1	 0.3%
PEPTIC ULCER DISEASE		1	 0.3%


































File : CSEC4D_1

C4DQ59ABC1: Name of the Disease

Value	Label	Cases	Percentage
PEPTIC ULCERS		3	 0.9%
PETIC ALCURS		2	 0.6%
PID		1	 0.3%
PIDs		1	 0.3%
PNEUMONIA		1	 0.3%
PNUMONIA		1	 0.3%
PUD CONDITIONS		1	 0.3%
Pshychatry cases		1	 0.3%
RESPIRATORY TRACTICKED INFECTIONS(RT		1	 0.3%
Repiratory infections		1	 0.3%
SCACIES AND FUNFAL DISEASES		1	 0.3%
SERULITIS		1	 0.3%
SICKLE CELL		1	 0.3%
SICKLE CELLS		2	 0.6%
SKIN DISEASES		1	 0.3%
SKIN INFECTION		2	 0.6%
SKIN INFECTIONS		1	 0.3%
SKIN ALLERGY		1	 0.3%
SKIN DISEASE		3	 0.9%
SKIN DISEASES		11	 3.1%
SKIN INFECTION		14	 4.0%
SKIN INFECTIONS		23	 6.6%
SKIN PROBLEMS		1	 0.3%
SNAKE BITES		1	 0.3%
Skin infections		1	 0.3%
Skin Infections		1	 0.3%
Skin diseases		2	 0.6%
Skin infections		4	 1.1%
Strong Cough		1	 0.3%
Swollen mumps		2	 0.6%
THYPHOIT FEVER		1	 0.3%
TONSILITIS		1	 0.3%

File : CSEC4D_1

C4DQ59ABC1: Name of the Disease

Value	Label	Cases	Percentage
TRACHOMA		1	 0.3%
TYPHOID		3	 0.9%
TYPHOID FEVER		1	 0.3%
ULCERS		5	 1.4%
URINAL TR INFECTION		1	 0.3%
URINAL TRACK INFECTION		3	 0.9%
URINARY TRACT INFECTIONS		1	 0.3%
URINARY TRACTED INFECTIONS		1	 0.3%
UTI		4	 1.1%
UTLS		1	 0.3%
UTIS		5	 1.4%
Ulcers		1	 0.3%
VIGINAL CANDIDIASIS		2	 0.6%
Vomititng		1	 0.3%
WORM INFECTATIONS		1	 0.3%
WORM INFECTION		1	 0.3%
WORM INFESTATION		16	 4.6%
WORM INFESTION		1	 0.3%
WORMS		5	 1.4%
Worms		1	 0.3%
alcoholic coma		1	 0.3%
anthritis		1	 0.3%
asthmatic conditions		1	 0.3%
candidiasis		1	 0.3%
dental conditions		1	 0.3%
dental caries		1	 0.3%
epilepsy		3	 0.9%
eye diseases		1	 0.3%
eye infection		2	 0.6%
fungal infection		1	 0.3%
gynocological cases		2	 0.6%
hepertitis B		1	 0.3%
intestinal worms		3	 0.9%

File : CSEC4D_1

C4DQ59ABC1: Name of the Disease

Value	Label	Cases	Percentage
skin condition		1	0.3%
skin diseases		3	0.9%
skin infection		2	0.6%
skin infections		2	0.6%
sleeping sickness		1	0.3%
worm infestation		1	0.3%

Warning: these figures indicate the number of cases found in the data file. They cannot be interpreted as summary statistics of the population of interest.

C4DQ59ABC2: Frequency of Disease at Facility during last 12 months?

Information	[Type= discrete] [Format=numeric] [Range= 1-4] [Missing=*]
Statistics [NW/ W]	[Valid=350 /-] [Invalid=151 /-]

Value	Label	Cases	Percentage
1	High	99	28.3%
2	Average	185	52.9%
3	Low	66	18.9%
4	None	0	
Sysmiss		151	

Warning: these figures indicate the number of cases found in the data file. They cannot be interpreted as summary statistics of the population of interest.

Survey_Visit: Select visit 1 or 2 for the entire survey

Information	[Type= discrete] [Format=numeric] [Range= 1-2] [Missing=*]
Statistics [NW/ W]	[Valid=501 /-] [Invalid=0 /-]

Value	Label	Cases	Percentage
1	Visit 1	71	14.2%
2	Visit 2	430	85.8%

Warning: these figures indicate the number of cases found in the data file. They cannot be interpreted as summary statistics of the population of interest.

Health_Response: Health Response Status

Information	[Type= discrete] [Format=numeric] [Range= 1-3] [Missing=*]
Statistics [NW/ W]	[Valid=462 /-] [Invalid=39 /-]

Value	Label	Cases	Percentage
1	Completed	364	78.8%
2	Partially Done	37	8.0%
3	Not Done	61	13.2%
Sysmiss		39	

Warning: these figures indicate the number of cases found in the data file. They cannot be interpreted as summary statistics of the population of interest.

Reason_Health_Not_Done: Reason Health not done:

Information	[Type= discrete] [Format=character] [Missing=*]
Statistics [NW/ W]	[Valid=58 /-] [Invalid=0 /-]

Value	Label	Cases	Percentage
Available facility is a hospital NAGURU		1	1.7%

File : CSEC4D_1

Reason_Health_Not_Done: Reason Health not done:

Value	Label	Cases	Percentage
FACILITY MAINLY USED IS HOSPITAL		1	<div><div></div></div> 1.7%
Facility not open. Staff absenteeism.		1	<div><div></div></div> 1.7%
HEALTH CENTRE DEMOLISHED FOR RENOVATION		1	<div><div></div></div> 1.7%
HEALTH WORK NOT FOUND TO BE DONE DURING THE 2nd VISIT		1	<div><div></div></div> 1.7%
Hospital		1	<div><div></div></div> 1.7%
Hospital Level		1	<div><div></div></div> 1.7%
Hospital is most common Facility		1	<div><div></div></div> 1.7%
Hospital level		1	<div><div></div></div> 1.7%
IN CHARGE & ASSISTANT IN WORKSOP FOR A WEEK. TO BE DONE DURING SECOND VISIST		1	<div><div></div></div> 1.7%
IN CHARGE NOT AROUND TO BE CAPTURED DURING 2nd VISIT		1	<div><div></div></div> 1.7%
INCHARGE HAD GONE TO THE REFUGEE CAMP FOR A MEETING		2	<div><div></div></div> 3.4%
INCHARGE NEEDED AN INTRODUCTOR LETTER FROM THE DISTRICT HEALTH OFFICER		1	<div><div></div></div> 1.7%
INCHARGE NOT AROUND & OTHERS WERE TOO BUSY TO ATTEND TO ME		1	<div><div></div></div> 1.7%
Main facility is a Hospital		1	<div><div></div></div> 1.7%

File : CSEC4D_1

Reason_Health_Not_Done: Reason Health not done:

Value	Label	Cases	Percentage
NO BODY WAS AT THE HEALTH CENTER/ IT WAS LOCKED FOR THE THREE DAS WE WERE IN THE EA		1	<div><div></div></div> 1.7%
NOT DONE, ITS A WEEKEND		1	<div><div></div></div> 1.7%
Not there. Go to mainland at different locations		1	<div><div></div></div> 1.7%
Refferal Hospital		3	<div><div></div></div> 5.2%
Refferal hospital		1	<div><div></div></div> 1.7%
THE COMMUNITY MAINLY USES LUBAGA HOSPITAL		1	<div><div></div></div> 1.7%
THE COMMUNITY MEMBERS ACCESS THEIR TREATMENT FROM NAGURU HOSPITAL		1	<div><div></div></div> 1.7%
THE COMMUNITY USE MASINDI HOSPITAL		1	<div><div></div></div> 1.7%
THE COMMUNITY USE KAGADI HOSPITAL		1	<div><div></div></div> 1.7%
THE COMMUNITY USES A HOSPITAL		1	<div><div></div></div> 1.7%
THE COMMUNITY USES THE HOSPITAL		1	<div><div></div></div> 1.7%
THE COMMUNITY USES THE HOSPITAL HENCE NOT DATA IS COLLECTED FROM .		1	<div><div></div></div> 1.7%
THE ONE RESPONSIBLE		1	<div><div></div></div> 1.7%

File : CSEC4D_1

Reason_Health_Not_Done: Reason Health not done:

Value	Label	Cases	Percentage
FOR ANSWERING WASNT PRESENT. WILL DO IT NEXT VISIT			
THEY HAD ALL GONE FOR OUTREACH(THEY ARE ONLY TWO)		1	<div><div></div></div> 1.7%
THEY USE A PRIVATE HOSPITAL & P7 PUPILS HAD ALREADY LEFT SCHOOL.		1	<div><div></div></div> 1.7%
THEY USE NAGURU HOSPITAL		1	<div><div></div></div> 1.7%
The Community uses the Referral Hospital		1	<div><div></div></div> 1.7%
The community members mainly go to Entebbe hospital		3	<div><div></div></div> 5.2%
They use a hospital called buloba st. francis hospital		1	<div><div></div></div> 1.7%
They use the main Hospital KAYUNGA HOSPITAL		1	<div><div></div></div> 1.7%
WEEKEND		1	<div><div></div></div> 1.7%
data collected by another team in trip 1		1	<div><div></div></div> 1.7%
done by another team in trip 1		4	<div><div></div></div> 6.9%
it's a government hospital (st francis buluba hospital)		1	<div><div></div></div> 1.7%
no health centre at the island		1	<div><div></div></div> 1.7%
staff gone on outreach		4	<div><div></div></div> 6.9%
the community now uses Mulago Hospital after the HC has		1	<div><div></div></div> 1.7%

File : CSEC4D_1

Reason_Health_Not_Done: Reason Health not done:

Value	Label	Cases	Percentage
been demolished for renovation			
the community uses Naguru Hospital		1	<div></div> 1.7%
the community uses a private hospital		1	<div></div> 1.7%
they mainly use Nsambya hospital		1	<div></div> 1.7%
they use a gov"t hospital (kamuli hospital)		1	<div></div> 1.7%
weekend		1	<div></div> 1.7%

Warning: these figures indicate the number of cases found in the data file. They cannot be interpreted as summary statistics of the population of interest.

File : CSEC4E

District_Name: District name

Information [Type= discrete] [Format=numeric] [Range= 101-426] [Missing=*]

Statistics [NW/ W] [Valid=3840 /-] [Invalid=0 /-]

Value	Label	Cases	Percentage
101		12	0.3%
102		348	9.1%
103		12	0.3%
104		48	1.2%
105		12	0.3%
106		36	0.9%
107		60	1.6%
108		48	1.2%
110		84	2.2%
111		36	0.9%
112		48	1.2%
113		144	3.8%
115		72	1.9%
116		12	0.3%
117		48	1.2%
118		12	0.3%
119		12	0.3%
120		12	0.3%
122		36	0.9%
123		12	0.3%
124		60	1.6%
201		60	1.6%
203		36	0.9%
204		72	1.9%
205		12	0.3%
207		12	0.3%
208		72	1.9%
209		24	0.6%
210		48	1.2%
211		36	0.9%
212		60	1.6%
214		108	2.8%
215		36	0.9%
216		48	1.2%
218		24	0.6%
219		36	0.9%
221		24	0.6%
222		12	0.3%
223		84	2.2%
224		12	0.3%
225		24	0.6%

File : CSEC4E

District_Name: District name

Value	Label	Cases	Percentage
226		48	<div></div> 1.2%
228		12	<div></div> 0.3%
230		12	<div></div> 0.3%
232		24	<div></div> 0.6%
302		72	<div></div> 1.9%
303		108	<div></div> 2.8%
304		48	<div></div> 1.2%
305		12	<div></div> 0.3%
306		72	<div></div> 1.9%
307		36	<div></div> 0.9%
308		12	<div></div> 0.3%
309		36	<div></div> 0.9%
310		48	<div></div> 1.2%
311		60	<div></div> 1.6%
312		12	<div></div> 0.3%
313		24	<div></div> 0.6%
314		12	<div></div> 0.3%
317		36	<div></div> 0.9%
318		72	<div></div> 1.9%
319		36	<div></div> 0.9%
320		24	<div></div> 0.6%
321		48	<div></div> 1.2%
322		24	<div></div> 0.6%
323		48	<div></div> 1.2%
325		48	<div></div> 1.2%
327		12	<div></div> 0.3%
329		12	<div></div> 0.3%
330		36	<div></div> 0.9%
402		24	<div></div> 0.6%
403		60	<div></div> 1.6%
404		36	<div></div> 0.9%
405		60	<div></div> 1.6%
406		60	<div></div> 1.6%
407		48	<div></div> 1.2%
408		36	<div></div> 0.9%
409		36	<div></div> 0.9%
410		60	<div></div> 1.6%
411		72	<div></div> 1.9%
412		36	<div></div> 0.9%
414		12	<div></div> 0.3%
415		48	<div></div> 1.2%
417		72	<div></div> 1.9%
418		48	<div></div> 1.2%

File : CSEC4E

District_Name: District name

Value	Label	Cases	Percentage
419		12	<div></div> 0.3%
420		24	<div></div> 0.6%
421		12	<div></div> 0.3%
422		12	<div></div> 0.3%
423		12	<div></div> 0.3%
426		12	<div></div> 0.3%

Warning: these figures indicate the number of cases found in the data file. They cannot be interpreted as summary statistics of the population of interest.

SubCounty: Sub-county/division/town council

Information	[Type= discrete] [Format=numeric] [Range= 101204-426104] [Missing=*]
Statistics [NW/ W]	[Valid=3840 /-] [Invalid=0 /-]

Value	Label	Cases	Percentage
101204		12	<div></div> 0.3%
102101		24	<div></div> 0.6%
102102		48	<div></div> 1.2%
102103		120	<div></div> 3.1%
102104		72	<div></div> 1.9%
102105		84	<div></div> 2.2%
103105		12	<div></div> 0.3%
104102		12	<div></div> 0.3%
104104		12	<div></div> 0.3%
104105		12	<div></div> 0.3%
104208		12	<div></div> 0.3%
105105		12	<div></div> 0.3%
106101		24	<div></div> 0.6%
106106		12	<div></div> 0.3%
107105		24	<div></div> 0.6%
107202		12	<div></div> 0.3%
107302		12	<div></div> 0.3%
107305		12	<div></div> 0.3%
108106		12	<div></div> 0.3%
108301		24	<div></div> 0.6%
108305		12	<div></div> 0.3%
110105		12	<div></div> 0.3%
110203		12	<div></div> 0.3%
110204		12	<div></div> 0.3%
110206		12	<div></div> 0.3%
110207		12	<div></div> 0.3%
110305		12	<div></div> 0.3%
110306		12	<div></div> 0.3%
111102		12	<div></div> 0.3%
111202		24	<div></div> 0.6%
112102		12	<div></div> 0.3%
112104		12	<div></div> 0.3%

File : CSEC4E

SubCounty: Sub-county/division/town council

Value	Label	Cases	Percentage
112203		12	<div></div> 0.3%
112204		12	<div></div> 0.3%
113105		24	<div></div> 0.6%
113111		12	<div></div> 0.3%
113112		12	<div></div> 0.3%
113113		24	<div></div> 0.6%
113303		36	<div></div> 0.9%
113304		12	<div></div> 0.3%
113306		12	<div></div> 0.3%
113307		12	<div></div> 0.3%
115103		12	<div></div> 0.3%
115104		12	<div></div> 0.3%
115202		12	<div></div> 0.3%
115203		12	<div></div> 0.3%
115205		12	<div></div> 0.3%
115207		12	<div></div> 0.3%
116102		12	<div></div> 0.3%
117103		12	<div></div> 0.3%
117104		12	<div></div> 0.3%
117110		24	<div></div> 0.6%
118101		12	<div></div> 0.3%
119103		12	<div></div> 0.3%
120105		12	<div></div> 0.3%
122102		12	<div></div> 0.3%
122105		12	<div></div> 0.3%
122106		12	<div></div> 0.3%
123108		12	<div></div> 0.3%
124101		12	<div></div> 0.3%
124103		12	<div></div> 0.3%
124104		12	<div></div> 0.3%
124107		12	<div></div> 0.3%
124108		12	<div></div> 0.3%
201106		48	<div></div> 1.2%
201110		12	<div></div> 0.3%
203202		12	<div></div> 0.3%
203301		12	<div></div> 0.3%
203303		12	<div></div> 0.3%
204101		12	<div></div> 0.3%
204102		12	<div></div> 0.3%
204203		12	<div></div> 0.3%
204301		24	<div></div> 0.6%
204302		12	<div></div> 0.3%
205104		12	<div></div> 0.3%

File : CSEC4E

SubCounty: Sub-county/division/town council

Value	Label	Cases	Percentage
207103		12	0.3%
208102		48	1.2%
208104		12	0.3%
208107		12	0.3%
209201		24	0.6%
210205		48	1.2%
211101		12	0.3%
211103		12	0.3%
211106		12	0.3%
212104		12	0.3%
212105		12	0.3%
212202		12	0.3%
212305		12	0.3%
212311		12	0.3%
214101		24	0.6%
214102		12	0.3%
214108		12	0.3%
214113		60	1.6%
215109		12	0.3%
215115		12	0.3%
215120		12	0.3%
216202		48	1.2%
218103		12	0.3%
218115		12	0.3%
219103		36	0.9%
221109		24	0.6%
222106		12	0.3%
223108		12	0.3%
223120		12	0.3%
223121		36	0.9%
223126		12	0.3%
223128		12	0.3%
224105		12	0.3%
225103		12	0.3%
225111		12	0.3%
226101		12	0.3%
226103		24	0.6%
226104		12	0.3%
228102		12	0.3%
230107		12	0.3%
232101		12	0.3%
232203		12	0.3%
302101		12	0.3%












































File : CSEC4E

SubCounty: Sub-county/division/town council

Value	Label	Cases	Percentage
302201		24	0.6%
302203		12	0.3%
302204		12	0.3%
302205		12	0.3%
303201		12	0.3%
303202		12	0.3%
303204		12	0.3%
303402		12	0.3%
303404		24	0.6%
303405		12	0.3%
303503		12	0.3%
303504		12	0.3%
304102		12	0.3%
304204		24	0.6%
304301		12	0.3%
305102		12	0.3%
306102		12	0.3%
306103		48	1.2%
306106		12	0.3%
307108		24	0.6%
307202		12	0.3%
308102		12	0.3%
309102		12	0.3%
309103		12	0.3%
309204		12	0.3%
310102		12	0.3%
310206		24	0.6%
310207		12	0.3%
311103		48	1.2%
311302		12	0.3%
312105		12	0.3%
313102		12	0.3%
313104		12	0.3%
314103		12	0.3%
317101		12	0.3%
317102		12	0.3%
317106		12	0.3%
318103		48	1.2%
318107		12	0.3%
318114		12	0.3%
319103		12	0.3%
319105		12	0.3%
319107		12	0.3%

File : CSEC4E

SubCounty: Sub-county/division/town council

Value	Label	Cases	Percentage
320103		12	 0.3%
320108		12	 0.3%
321103		12	 0.3%
321105		12	 0.3%
321106		12	 0.3%
321107		12	 0.3%
322108		12	 0.3%
322111		12	 0.3%
323104		12	 0.3%
323106		12	 0.3%
323107		12	 0.3%
323108		12	 0.3%
325101		12	 0.3%
325103		36	 0.9%
327103		12	 0.3%
329106		12	 0.3%
330107		24	 0.6%
330110		12	 0.3%
402207		12	 0.3%
402208		12	 0.3%
403101		12	 0.3%
403105		12	 0.3%
403201		12	 0.3%
403205		12	 0.3%
403301		12	 0.3%
404102		12	 0.3%
404207		12	 0.3%
404403		12	 0.3%
405104		12	 0.3%
405208		12	 0.3%
405211		12	 0.3%
405301		12	 0.3%
405302		12	 0.3%
406108		12	 0.3%
406201		12	 0.3%
406210		12	 0.3%
406212		12	 0.3%
406303		12	 0.3%
407202		12	 0.3%
407205		12	 0.3%
407303		12	 0.3%
407306		12	 0.3%
408102		12	 0.3%

File : CSEC4E

SubCounty: Sub-county/division/town council

Value	Label	Cases	Percentage
408112		12	<div></div> 0.3%
408113		12	<div></div> 0.3%
409101		12	<div></div> 0.3%
409203		12	<div></div> 0.3%
409301		12	<div></div> 0.3%
410102		12	<div></div> 0.3%
410105		12	<div></div> 0.3%
410201		24	<div></div> 0.6%
410303		12	<div></div> 0.3%
411103		12	<div></div> 0.3%
411203		12	<div></div> 0.3%
411302		12	<div></div> 0.3%
411304		12	<div></div> 0.3%
411402		12	<div></div> 0.3%
411403		12	<div></div> 0.3%
412103		12	<div></div> 0.3%
412201		12	<div></div> 0.3%
412203		12	<div></div> 0.3%
414116		12	<div></div> 0.3%
415105		12	<div></div> 0.3%
415106		12	<div></div> 0.3%
415110		12	<div></div> 0.3%
415114		12	<div></div> 0.3%
417101		12	<div></div> 0.3%
417102		12	<div></div> 0.3%
417104		12	<div></div> 0.3%
417105		12	<div></div> 0.3%
417110		12	<div></div> 0.3%
417114		12	<div></div> 0.3%
418104		12	<div></div> 0.3%
418201		12	<div></div> 0.3%
418202		12	<div></div> 0.3%
418209		12	<div></div> 0.3%
419204		12	<div></div> 0.3%
420107		12	<div></div> 0.3%
420108		12	<div></div> 0.3%
421108		12	<div></div> 0.3%
422102		12	<div></div> 0.3%
423109		12	<div></div> 0.3%
426104		12	<div></div> 0.3%

Warning: these figures indicate the number of cases found in the data file. They cannot be interpreted as summary statistics of the population of interest.

Parish: Parish/ward

Information [Type= discrete] [Format=numeric] [Range= 10120402-42610402] [Missing=*]

File : CSEC4E

Parish: Parish/ward

Statistics [NW/ W] [Valid=3840 /-] [Invalid=0 /-]

Value	Label	Cases	Percentage	
10120402		12	<div></div>	0.3%
10210104		12	<div></div>	0.3%
10210108		12	<div></div>	0.3%
10210202		12	<div></div>	0.3%
10210205		12	<div></div>	0.3%
10210206		12	<div></div>	0.3%
10210208		12	<div></div>	0.3%
10210301		12	<div></div>	0.3%
10210302		12	<div></div>	0.3%
10210304		12	<div></div>	0.3%
10210305		24	<div></div>	0.6%
10210306		12	<div></div>	0.3%
10210308		12	<div></div>	0.3%
10210309		24	<div></div>	0.6%
10210312		12	<div></div>	0.3%
10210401		12	<div></div>	0.3%
10210402		12	<div></div>	0.3%
10210410		12	<div></div>	0.3%
10210411		12	<div></div>	0.3%
10210417		12	<div></div>	0.3%
10210419		12	<div></div>	0.3%
10210501		12	<div></div>	0.3%
10210503		12	<div></div>	0.3%
10210504		12	<div></div>	0.3%
10210510		12	<div></div>	0.3%
10210513		12	<div></div>	0.3%
10210515		12	<div></div>	0.3%
10210518		12	<div></div>	0.3%
10310505		12	<div></div>	0.3%
10410204		12	<div></div>	0.3%
10410403		12	<div></div>	0.3%
10410504		12	<div></div>	0.3%
10420804		12	<div></div>	0.3%
10510502		12	<div></div>	0.3%
10610101		12	<div></div>	0.3%
10610109		12	<div></div>	0.3%
10610606		12	<div></div>	0.3%
10710503		12	<div></div>	0.3%
10710505		12	<div></div>	0.3%
10720206		12	<div></div>	0.3%
10730203		12	<div></div>	0.3%
10730507		12	<div></div>	0.3%

File : CSEC4E

Parish: Parish/ward

Value	Label	Cases	Percentage	
10810603		12	<div></div>	0.3%
10830101		12	<div></div>	0.3%
10830105		12	<div></div>	0.3%
10830502		12	<div></div>	0.3%
11010501		12	<div></div>	0.3%
11020306		12	<div></div>	0.3%
11020401		12	<div></div>	0.3%
11020603		12	<div></div>	0.3%
11020704		12	<div></div>	0.3%
11030501		12	<div></div>	0.3%
11030601		12	<div></div>	0.3%
11110201		12	<div></div>	0.3%
11120204		12	<div></div>	0.3%
11120206		12	<div></div>	0.3%
11210203		12	<div></div>	0.3%
11210402		12	<div></div>	0.3%
11220301		12	<div></div>	0.3%
11220403		12	<div></div>	0.3%
11310504		12	<div></div>	0.3%
11310505		12	<div></div>	0.3%
11311102		12	<div></div>	0.3%
11311203		12	<div></div>	0.3%
11311302		12	<div></div>	0.3%
11311306		12	<div></div>	0.3%
11330301		24	<div></div>	0.6%
11330305		12	<div></div>	0.3%
11330403		12	<div></div>	0.3%
11330606		12	<div></div>	0.3%
11330701		12	<div></div>	0.3%
11510302		12	<div></div>	0.3%
11510403		12	<div></div>	0.3%
11520209		12	<div></div>	0.3%
11520307		12	<div></div>	0.3%
11520504		12	<div></div>	0.3%
11520703		12	<div></div>	0.3%
11610205		12	<div></div>	0.3%
11710308		12	<div></div>	0.3%
11710405		12	<div></div>	0.3%
11711003		24	<div></div>	0.6%
11810104		12	<div></div>	0.3%
11910303		12	<div></div>	0.3%
12010502		12	<div></div>	0.3%
12210206		12	<div></div>	0.3%

File : CSEC4E

Parish: Parish/ward

Value	Label	Cases	Percentage
12210502		12	0.3%
12210602		12	0.3%
12310803		12	0.3%
12410106		12	0.3%
12410302		12	0.3%
12410401		12	0.3%
12410701		12	0.3%
12410802		12	0.3%
20110602		48	1.2%
20111009		12	0.3%
20320203		12	0.3%
20330101		12	0.3%
20330304		12	0.3%
20410103		12	0.3%
20410204		12	0.3%
20420301		12	0.3%
20430101		12	0.3%
20430102		12	0.3%
20430205		12	0.3%
20510401		12	0.3%
20710301		12	0.3%
20810214		48	1.2%
20810404		12	0.3%
20810713		12	0.3%
20920101		12	0.3%
20920104		12	0.3%
21020504		48	1.2%
21110105		12	0.3%
21110303		12	0.3%
21110603		12	0.3%
21210403		12	0.3%
21210504		12	0.3%
21220201		12	0.3%
21230502		12	0.3%
21231101		12	0.3%
21410104		12	0.3%
21410106		12	0.3%
21410202		12	0.3%
21410801		12	0.3%
21411301		12	0.3%
21411303		48	1.2%
21510902		12	0.3%
21511502		12	0.3%

File : CSEC4E

Parish: Parish/ward

Value	Label	Cases	Percentage
21512002		12	<div></div> 0.3%
21620203		48	<div></div> 1.2%
21810302		12	<div></div> 0.3%
21811504		12	<div></div> 0.3%
21910313		12	<div></div> 0.3%
21910317		24	<div></div> 0.6%
22110902		12	<div></div> 0.3%
22110905		12	<div></div> 0.3%
22210602		12	<div></div> 0.3%
22310805		12	<div></div> 0.3%
22312002		12	<div></div> 0.3%
22312101		24	<div></div> 0.6%
22312103		12	<div></div> 0.3%
22312601		12	<div></div> 0.3%
22312801		12	<div></div> 0.3%
22410505		12	<div></div> 0.3%
22510304		12	<div></div> 0.3%
22511103		12	<div></div> 0.3%
22610101		12	<div></div> 0.3%
22610302		12	<div></div> 0.3%
22610303		12	<div></div> 0.3%
22610405		12	<div></div> 0.3%
22810203		12	<div></div> 0.3%
23010709		12	<div></div> 0.3%
23210104		12	<div></div> 0.3%
23220304		12	<div></div> 0.3%
30210102		12	<div></div> 0.3%
30220105		12	<div></div> 0.3%
30220107		12	<div></div> 0.3%
30220302		12	<div></div> 0.3%
30220405		12	<div></div> 0.3%
30220505		12	<div></div> 0.3%
30320102		12	<div></div> 0.3%
30320207		12	<div></div> 0.3%
30320405		12	<div></div> 0.3%
30340204		12	<div></div> 0.3%
30340401		12	<div></div> 0.3%
30340403		12	<div></div> 0.3%
30340507		12	<div></div> 0.3%
30350304		12	<div></div> 0.3%
30350402		12	<div></div> 0.3%
30410201		12	<div></div> 0.3%
30420401		12	<div></div> 0.3%

File : CSEC4E

Parish: Parish/ward

Value	Label	Cases	Percentage	
30420402		12	<div></div>	0.3%
30430104		12	<div></div>	0.3%
30510208		12	<div></div>	0.3%
30610203		12	<div></div>	0.3%
30610301		48	<div></div>	1.2%
30610601		12	<div></div>	0.3%
30710802		12	<div></div>	0.3%
30710803		12	<div></div>	0.3%
30720203		12	<div></div>	0.3%
30810206		12	<div></div>	0.3%
30910205		12	<div></div>	0.3%
30910305		12	<div></div>	0.3%
30920406		12	<div></div>	0.3%
31010202		12	<div></div>	0.3%
31020603		12	<div></div>	0.3%
31020604		12	<div></div>	0.3%
31020706		12	<div></div>	0.3%
31110302		48	<div></div>	1.2%
31130201		12	<div></div>	0.3%
31210502		12	<div></div>	0.3%
31310205		12	<div></div>	0.3%
31310403		12	<div></div>	0.3%
31410304		12	<div></div>	0.3%
31710101		12	<div></div>	0.3%
31710202		12	<div></div>	0.3%
31710605		12	<div></div>	0.3%
31810302		48	<div></div>	1.2%
31810705		12	<div></div>	0.3%
31811402		12	<div></div>	0.3%
31910303		12	<div></div>	0.3%
31910508		12	<div></div>	0.3%
31910702		12	<div></div>	0.3%
32010303		12	<div></div>	0.3%
32010808		12	<div></div>	0.3%
32110304		12	<div></div>	0.3%
32110505		12	<div></div>	0.3%
32110601		12	<div></div>	0.3%
32110706		12	<div></div>	0.3%
32210802		12	<div></div>	0.3%
32211104		12	<div></div>	0.3%
32310403		12	<div></div>	0.3%
32310604		12	<div></div>	0.3%
32310701		12	<div></div>	0.3%

File : CSEC4E

Parish: Parish/ward

Value	Label	Cases	Percentage	
32310802		12	<div></div>	0.3%
32510102		12	<div></div>	0.3%
32510305		12	<div></div>	0.3%
32510306		24	<div></div>	0.6%
32710303		12	<div></div>	0.3%
32910602		12	<div></div>	0.3%
33010701		12	<div></div>	0.3%
33010703		12	<div></div>	0.3%
33011001		12	<div></div>	0.3%
40220705		12	<div></div>	0.3%
40220805		12	<div></div>	0.3%
40310102		12	<div></div>	0.3%
40310505		12	<div></div>	0.3%
40320102		12	<div></div>	0.3%
40320504		12	<div></div>	0.3%
40330104		12	<div></div>	0.3%
40410203		12	<div></div>	0.3%
40420704		12	<div></div>	0.3%
40440303		12	<div></div>	0.3%
40510402		12	<div></div>	0.3%
40520803		12	<div></div>	0.3%
40521103		12	<div></div>	0.3%
40530104		12	<div></div>	0.3%
40530203		12	<div></div>	0.3%
40610804		12	<div></div>	0.3%
40620102		12	<div></div>	0.3%
40621003		12	<div></div>	0.3%
40621201		12	<div></div>	0.3%
40630307		12	<div></div>	0.3%
40720204		12	<div></div>	0.3%
40720501		12	<div></div>	0.3%
40730303		12	<div></div>	0.3%
40730604		12	<div></div>	0.3%
40810201		12	<div></div>	0.3%
40811202		12	<div></div>	0.3%
40811304		12	<div></div>	0.3%
40910104		12	<div></div>	0.3%
40920305		12	<div></div>	0.3%
40930103		12	<div></div>	0.3%
41010204		12	<div></div>	0.3%
41010502		12	<div></div>	0.3%
41020101		24	<div></div>	0.6%
41030306		12	<div></div>	0.3%

File : CSEC4E

Parish: Parish/ward

Value	Label	Cases	Percentage	
41110301		12	<div></div>	0.3%
41120302		12	<div></div>	0.3%
41130202		12	<div></div>	0.3%
41130402		12	<div></div>	0.3%
41140202		12	<div></div>	0.3%
41140303		12	<div></div>	0.3%
41210304		12	<div></div>	0.3%
41220107		12	<div></div>	0.3%
41220304		12	<div></div>	0.3%
41411601		12	<div></div>	0.3%
41510502		12	<div></div>	0.3%
41510608		12	<div></div>	0.3%
41511004		12	<div></div>	0.3%
41511407		12	<div></div>	0.3%
41710101		12	<div></div>	0.3%
41710201		12	<div></div>	0.3%
41710401		12	<div></div>	0.3%
41710501		12	<div></div>	0.3%
41711004		12	<div></div>	0.3%
41711404		12	<div></div>	0.3%
41810403		12	<div></div>	0.3%
41820102		12	<div></div>	0.3%
41820201		12	<div></div>	0.3%
41820907		12	<div></div>	0.3%
41920402		12	<div></div>	0.3%
42010704		12	<div></div>	0.3%
42010803		12	<div></div>	0.3%
42110801		12	<div></div>	0.3%
42210204		12	<div></div>	0.3%
42310905		12	<div></div>	0.3%
42610402		12	<div></div>	0.3%

Warning: these figures indicate the number of cases found in the data file. They cannot be interpreted as summary statistics of the population of interest.

Villagecode: Village code

Information	[Type= discrete] [Format=numeric] [Range= 1012040204-4261040201] [Missing=*]			
Statistics [NW/ W]	[Valid=3840 /-] [Invalid=0 /-]			
Value	Label	Cases	Percentage	
1012040204		12	<div></div>	0.3%
1021010402		12	<div></div>	0.3%
1021010802		12	<div></div>	0.3%
1021020205		12	<div></div>	0.3%
1021020504		12	<div></div>	0.3%
1021020601		12	<div></div>	0.3%
1021020805		12	<div></div>	0.3%

File : CSEC4E

Villagecode: Village code

Value	Label	Cases	Percentage	
1021030109		12	<div></div>	0.3%
1021030203		12	<div></div>	0.3%
1021030412		12	<div></div>	0.3%
1021030504		12	<div></div>	0.3%
1021030509		12	<div></div>	0.3%
1021030606		12	<div></div>	0.3%
1021030803		12	<div></div>	0.3%
1021030904		24	<div></div>	0.6%
1021031208		12	<div></div>	0.3%
1021040102		12	<div></div>	0.3%
1021040203		12	<div></div>	0.3%
1021041002		12	<div></div>	0.3%
1021041118		12	<div></div>	0.3%
1021041701		12	<div></div>	0.3%
1021041903		12	<div></div>	0.3%
1021050106		12	<div></div>	0.3%
1021050307		12	<div></div>	0.3%
1021050405		12	<div></div>	0.3%
1021051004		12	<div></div>	0.3%
1021051305		12	<div></div>	0.3%
1021051506		12	<div></div>	0.3%
1021051832		12	<div></div>	0.3%
1031050505		12	<div></div>	0.3%
1041020405		12	<div></div>	0.3%
1041040304		12	<div></div>	0.3%
1041050403		12	<div></div>	0.3%
1042080404		12	<div></div>	0.3%
1051050201		12	<div></div>	0.3%
1061010108		12	<div></div>	0.3%
1061010902		12	<div></div>	0.3%
1061060602		12	<div></div>	0.3%
1071050302		12	<div></div>	0.3%
1071050503		12	<div></div>	0.3%
1072020601		12	<div></div>	0.3%
1073020305		12	<div></div>	0.3%
1073050702		12	<div></div>	0.3%
1081060309		12	<div></div>	0.3%
1083010101		12	<div></div>	0.3%
1083010505		12	<div></div>	0.3%
1083050204		12	<div></div>	0.3%
1101050107		12	<div></div>	0.3%
1102030601		12	<div></div>	0.3%
1102040107		12	<div></div>	0.3%

File : CSEC4E

Villagecode: Village code

Value	Label	Cases	Percentage	
1102060309		12	<div></div>	0.3%
1102070403		12	<div></div>	0.3%
1103050102		12	<div></div>	0.3%
1103060102		12	<div></div>	0.3%
1111020105		12	<div></div>	0.3%
1112020403		12	<div></div>	0.3%
1112020618		12	<div></div>	0.3%
1121020302		12	<div></div>	0.3%
1121040209		12	<div></div>	0.3%
1122030104		12	<div></div>	0.3%
1122040303		12	<div></div>	0.3%
1131050402		12	<div></div>	0.3%
1131050505		12	<div></div>	0.3%
1131110205		12	<div></div>	0.3%
1131120307		12	<div></div>	0.3%
1131130204		12	<div></div>	0.3%
1131130602		12	<div></div>	0.3%
1133030101		12	<div></div>	0.3%
1133030109		12	<div></div>	0.3%
1133030504		12	<div></div>	0.3%
1133040308		12	<div></div>	0.3%
1133060601		12	<div></div>	0.3%
1133070102		12	<div></div>	0.3%
1151030204		12	<div></div>	0.3%
1151040307		12	<div></div>	0.3%
1152020907		12	<div></div>	0.3%
1152030702		12	<div></div>	0.3%
1152050405		12	<div></div>	0.3%
1152070306		12	<div></div>	0.3%
1161020501		12	<div></div>	0.3%
1171030802		12	<div></div>	0.3%
1171040504		12	<div></div>	0.3%
1171100309		12	<div></div>	0.3%
1171100312		12	<div></div>	0.3%
1181010407		12	<div></div>	0.3%
1191030304		12	<div></div>	0.3%
1201050202		12	<div></div>	0.3%
1221020604		12	<div></div>	0.3%
1221050203		12	<div></div>	0.3%
1221060206		12	<div></div>	0.3%
1231080303		12	<div></div>	0.3%
1241010603		12	<div></div>	0.3%
1241030216		12	<div></div>	0.3%

File : CSEC4E

Villagecode: Village code

Value	Label	Cases	Percentage
1241040102		12	0.3%
1241070106		12	0.3%
1241080210		12	0.3%
2011060205		48	1.2%
2011100902		12	0.3%
2032020304		12	0.3%
2033010101		12	0.3%
2033030403		12	0.3%
2041010302		12	0.3%
2041020405		12	0.3%
2042030105		12	0.3%
2043010103		12	0.3%
2043010202		12	0.3%
2043020514		12	0.3%
2051040101		12	0.3%
2071030105		12	0.3%
2081021402		48	1.2%
2081040401		12	0.3%
2081071301		12	0.3%
2092010105		12	0.3%
2092010401		12	0.3%
2102050401		48	1.2%
2111010504		12	0.3%
2111030302		12	0.3%
2111060303		12	0.3%
2121040306		12	0.3%
2121050407		12	0.3%
2122020101		12	0.3%
2123050204		12	0.3%
2123110101		12	0.3%
2141010403		12	0.3%
2141010604		12	0.3%
2141020206		12	0.3%
2141080105		12	0.3%
2141130103		12	0.3%
2141130307		48	1.2%
2151090208		12	0.3%
2151150202		12	0.3%
2151200204		12	0.3%
2162020306		48	1.2%
2181030213		12	0.3%
2181150401		12	0.3%
2191031301		12	0.3%

File : CSEC4E

Villagecode: Village code

Value	Label	Cases	Percentage
2191031702		24	<div></div> 0.6%
2211090203		12	<div></div> 0.3%
2211090505		12	<div></div> 0.3%
2221060201		12	<div></div> 0.3%
2231080506		12	<div></div> 0.3%
2231200204		12	<div></div> 0.3%
2231210104		12	<div></div> 0.3%
2231210105		12	<div></div> 0.3%
2231210302		12	<div></div> 0.3%
2231260115		12	<div></div> 0.3%
2231280102		12	<div></div> 0.3%
2241050511		12	<div></div> 0.3%
2251030415		12	<div></div> 0.3%
2251110322		12	<div></div> 0.3%
2261010102		12	<div></div> 0.3%
2261030205		12	<div></div> 0.3%
2261030301		12	<div></div> 0.3%
2261040510		12	<div></div> 0.3%
2281020304		12	<div></div> 0.3%
2301070905		12	<div></div> 0.3%
2321010406		12	<div></div> 0.3%
2322030405		12	<div></div> 0.3%
3021010215		12	<div></div> 0.3%
3022010508		12	<div></div> 0.3%
3022010708		12	<div></div> 0.3%
3022030205		12	<div></div> 0.3%
3022040505		12	<div></div> 0.3%
3022050502		12	<div></div> 0.3%
3032010205		12	<div></div> 0.3%
3032020706		12	<div></div> 0.3%
3032040506		12	<div></div> 0.3%
3034020408		12	<div></div> 0.3%
3034040102		12	<div></div> 0.3%
3034040304		12	<div></div> 0.3%
3034050711		12	<div></div> 0.3%
3035030411		12	<div></div> 0.3%
3035040205		12	<div></div> 0.3%
3041020101		12	<div></div> 0.3%
3042040105		12	<div></div> 0.3%
3042040201		12	<div></div> 0.3%
3043010404		12	<div></div> 0.3%
3051020803		12	<div></div> 0.3%
3061020306		12	<div></div> 0.3%

File : CSEC4E

Villagecode: Village code

Value	Label	Cases	Percentage
3061030101		48	<div></div> 1.2%
3061060103		12	<div></div> 0.3%
3071080206		12	<div></div> 0.3%
3071080301		12	<div></div> 0.3%
3072020302		12	<div></div> 0.3%
3081020606		12	<div></div> 0.3%
3091020502		12	<div></div> 0.3%
3091030501		12	<div></div> 0.3%
3092040606		12	<div></div> 0.3%
3101020203		12	<div></div> 0.3%
3102060309		12	<div></div> 0.3%
3102060408		12	<div></div> 0.3%
3102070603		12	<div></div> 0.3%
3111030202		48	<div></div> 1.2%
3113020101		12	<div></div> 0.3%
3121050202		12	<div></div> 0.3%
3131020505		12	<div></div> 0.3%
3131040312		12	<div></div> 0.3%
3141030403		12	<div></div> 0.3%
3171010102		12	<div></div> 0.3%
3171020201		12	<div></div> 0.3%
3171060512		12	<div></div> 0.3%
3181030204		48	<div></div> 1.2%
3181070501		12	<div></div> 0.3%
3181140207		12	<div></div> 0.3%
3191030304		12	<div></div> 0.3%
3191050803		12	<div></div> 0.3%
3191070202		12	<div></div> 0.3%
3201030323		12	<div></div> 0.3%
3201080801		12	<div></div> 0.3%
3211030405		12	<div></div> 0.3%
3211050502		12	<div></div> 0.3%
3211060105		12	<div></div> 0.3%
3211070617		12	<div></div> 0.3%
3221080206		12	<div></div> 0.3%
3221110412		12	<div></div> 0.3%
3231040301		12	<div></div> 0.3%
3231060409		12	<div></div> 0.3%
3231070104		12	<div></div> 0.3%
3231080204		12	<div></div> 0.3%
3251010205		12	<div></div> 0.3%
3251030508		12	<div></div> 0.3%
3251030601		12	<div></div> 0.3%

File : CSEC4E

Villagecode: Village code

Value	Label	Cases	Percentage	
3251030602		12	<div></div>	0.3%
3271030305		12	<div></div>	0.3%
3291060206		12	<div></div>	0.3%
3301070101		12	<div></div>	0.3%
3301070303		12	<div></div>	0.3%
3301100102		12	<div></div>	0.3%
4022070507		12	<div></div>	0.3%
4022080505		12	<div></div>	0.3%
4031010202		12	<div></div>	0.3%
4031050502		12	<div></div>	0.3%
4032010205		12	<div></div>	0.3%
4032050403		12	<div></div>	0.3%
4033010412		12	<div></div>	0.3%
4041020302		12	<div></div>	0.3%
4042070409		12	<div></div>	0.3%
4044030303		12	<div></div>	0.3%
4051040205		12	<div></div>	0.3%
4052080304		12	<div></div>	0.3%
4052110310		12	<div></div>	0.3%
4053010409		12	<div></div>	0.3%
4053020304		12	<div></div>	0.3%
4061080401		12	<div></div>	0.3%
4062010203		12	<div></div>	0.3%
4062100306		12	<div></div>	0.3%
4062120102		12	<div></div>	0.3%
4063030706		12	<div></div>	0.3%
4072020402		12	<div></div>	0.3%
4072050104		12	<div></div>	0.3%
4073030305		12	<div></div>	0.3%
4073060419		12	<div></div>	0.3%
4081020104		12	<div></div>	0.3%
4081120206		12	<div></div>	0.3%
4081130406		12	<div></div>	0.3%
4091010401		12	<div></div>	0.3%
4092030509		12	<div></div>	0.3%
4093010304		12	<div></div>	0.3%
4101020405		12	<div></div>	0.3%
4101050204		12	<div></div>	0.3%
4102010106		12	<div></div>	0.3%
4102010107		12	<div></div>	0.3%
4103030601		12	<div></div>	0.3%
4111030105		12	<div></div>	0.3%
4112030202		12	<div></div>	0.3%

File : CSEC4E

Villagecode: Village code

Value	Label	Cases	Percentage	
4113020204		12	<div></div>	0.3%
4113040203		12	<div></div>	0.3%
4114020204		12	<div></div>	0.3%
4114030308		12	<div></div>	0.3%
4121030414		12	<div></div>	0.3%
4122010704		12	<div></div>	0.3%
4122030405		12	<div></div>	0.3%
4141160106		12	<div></div>	0.3%
4151050204		12	<div></div>	0.3%
4151060812		12	<div></div>	0.3%
4151100404		12	<div></div>	0.3%
4151140703		12	<div></div>	0.3%
4171010109		12	<div></div>	0.3%
4171020103		12	<div></div>	0.3%
4171040107		12	<div></div>	0.3%
4171050107		12	<div></div>	0.3%
4171100404		12	<div></div>	0.3%
4171140402		12	<div></div>	0.3%
4181040301		12	<div></div>	0.3%
4182010203		12	<div></div>	0.3%
4182020104		12	<div></div>	0.3%
4182090702		12	<div></div>	0.3%
4192040205		12	<div></div>	0.3%
4201070403		12	<div></div>	0.3%
4201080309		12	<div></div>	0.3%
4211080107		12	<div></div>	0.3%
4221020401		12	<div></div>	0.3%
4231090509		12	<div></div>	0.3%
4261040201		12	<div></div>	0.3%

Warning: these figures indicate the number of cases found in the data file. They cannot be interpreted as summary statistics of the population of interest.

Common_Stock_ID: CFHealthSupply

Information		[Type= discrete] [Format=numeric] [Range= 1-12] [Missing=*]		
Statistics [NW/ W]		[Valid=3840 /-] [Invalid=0 /-]		
Value	Label	Cases	Percentage	
1	Artmether/lumefentrine	320		8.3%
2	Sulfadoxine pyrimethamine tab	320		8.3%
3	Cotrimoxazole 480mg tab	320		8.3%
4	Oral Rehydration Salts (sachet)	320		8.3%
5	Medroxyprogesterone inj (Depo)	320		8.3%
6	Phenyton 100mg	320		8.3%
7	Metronidazole	320		8.3%
8	Measles vaccine	320		8.3%
9	Examination gloves	320		8.3%

File : CSEC4E

Common_Stock_ID: CFHealthSupply

Value	Label	Cases	Percentage
10	Ferrous/folic	320	<div></div> 8.3%
11	HIV testing kits	320	<div></div> 8.3%
12	Any Other Drugs (specify)	320	<div></div> 8.3%

Warning: these figures indicate the number of cases found in the data file. They cannot be interpreted as summary statistics of the population of interest.

C4EQ61: Has the health facility experienced stock outs in the last 2 months?

Information	[Type= discrete] [Format=numeric] [Range= 1-2] [Missing=*]
Statistics [NW/ W]	[Valid=3180 /-] [Invalid=660 /-]

Value	Label	Cases	Percentage
1	Yes	900	<div></div> 28.3%
2	No	2280	<div></div> 71.7%
Sysmiss		660	

Warning: these figures indicate the number of cases found in the data file. They cannot be interpreted as summary statistics of the population of interest.

Other_C4EQ61: Other Drugs/Supplies

Information	[Type= discrete] [Format=character] [Missing=*]
Statistics [NW/ W]	[Valid=159 /-]

Value	Label	Cases	Percentage
A		1	<div></div> 0.6%
ACT, paracetamol		1	<div></div> 0.6%
AMOXICICILLIN SULPHATE,CIPROFLOXACIN AND DOXYCIN		2	<div></div> 1.3%
AMOXICILIN,PANADOL		1	<div></div> 0.6%
AMOXICYCLIN		4	<div></div> 2.5%
AMOXIL		1	<div></div> 0.6%
AMOXILINE,PANADOL		1	<div></div> 0.6%
AMOXILLIN CAPSULES, QUININE, MAGNESIUM,		1	<div></div> 0.6%
AMOXLY		1	<div></div> 0.6%
AMOXLYN , PANADOL,		1	<div></div> 0.6%
AMOXLYN, PROPANOLOL, QUININE, PANADOL,		1	<div></div> 0.6%
AMOXYCILLIN		2	<div></div> 1.3%
AMOXYCLIN		1	<div></div> 0.6%
AMOXYL		14	<div></div> 8.8%
AMOXYL, ERYTHROMYCIN DOXYCLINE, OMEZ		1	<div></div> 0.6%
AMOXYLIN		1	<div></div> 0.6%

File : CSEC4E

Other_C4EQ61: Other Drugs/Supplies

Value	Label	Cases	Percentage
AMPICILIN CAPSULS		1	0.6%
ANTIBIOTICS		1	0.6%
ARTUSUNATE		1	0.6%
ARVs		1	0.6%
Amoxcylin, Quinine		1	0.6%
Amoxicillin syrup,cipro tablets ,quinine injectables and syrups		1	0.6%
Amoxil		1	0.6%
Amoxyacillin, Bedazine, Skin drugs, Family planning pills.		1	0.6%
Amoxylin		1	0.6%
Ampclox, IV fragil and Decrophanec		1	0.6%
B-Complex, Panadol		1	0.6%
B-complex, Panadol		1	0.6%
BCM, Malaria testing kits, Emergency drugs, erithromicine.		1	0.6%
Blood pressure drugs		1	0.6%
CIPRO		3	1.9%
CIPRO, AMOXYLIN ,DC PARACETAMOI EYE/EAR DROPS		1	0.6%
DOCYCLINE		1	0.6%
DOXYCYCLINE MAGNESIUM, AMOXYLINE TABS, ERYTHROMYCI CARBONAZEPI		1	0.6%
ERETHROMYCI		1	0.6%
ERITHROMICIN		1	0.6%
ERYTHROMYCI &GENTAMICIN		1	0.6%
Expene, Hydrocortisone, Gentamicine		1	0.6%
FLUCONAZOLA		1	0.6%





















File : CSEC4E

Other_C4EQ61: Other Drugs/Supplies

Value	Label	Cases	Percentage
Folic, Quinine injections, Quinine tablets, Erthromycine		1	0.6%
Hypertension drugs,		1	0.6%
IBRUFEN		5	3.1%
INJECTABLES, QUININE, DICLOFENAC. WE RECIEVE VERY LITTLE DRUGS		1	0.6%
IV GENTAMYCIN, EYE OINTMENT, ERYTHROMYCIN TABLETS, QUINIDINE TABLETS, IV FLUIDS, AND 50% DEXTROSE		1	0.6%
IV fluids, Quinine		1	0.6%
Measles vaccine runs out due to gas supply.		1	0.6%
Microgynon, Ovulette		1	0.6%
PANADOL		10	6.3%
PANADOL, ANTI BIOTICS, QUINIDINE		1	0.6%
PANADOL, ERYTHROMYCIN COMPLEX, QUINIDINE TABLETS		1	0.6%
PANADOLS		1	0.6%
PARACETAMOL		4	2.5%
PARACETAMOL		7	4.4%
PARACETAMOL AMOXYLLIN, MAGNESIM, DOXYXLLLIN CAPSULES CIPRO, ALBENDAZOLE		1	0.6%
PARACETAMOL AMOXLIN, ERTHROMYCIN GENTAMYCIN, C		2	1.3%
PARACETAMOL AMOXYLIIN, DOXYCYLIN, CIPROFLAXIN,		1	0.6%

File : CSEC4E

Other_C4EQ61: Other Drugs/Supplies

Value	Label	Cases	Percentage
PARACETAMOL AMOXYLIN,		1	 0.6%
PARACETAMOL AMOXYLIN, CABAMAZAPIN CIPROFLAXIN, DEOXYLIN		1	 0.6%
PARACETAMOL AMOXYLIN, CIPROFLAXIN, DXCYLIN, MAGNESIUM, PIRITON,		1	 0.6%
PARACETAMOL ERTHROMYCIN IBROFEN, B COMPLEX, AMOXLIN, ALBENDAZOLE		1	 0.6%
PARACETAMOL GENTAMYCIN,		1	 0.6%
PARACETAMOL PROPANOLOL, ERTHROMYCIN PPF,		1	 0.6%
PARACETMOL, AMOXYLIN, GENTAMYCIN, QUININE,		1	 0.6%
PHENOBARBITAL AND VITAMIN B COMPLEX		1	 0.6%
PPF		1	 0.6%
PPF INJECTABLES		1	 0.6%
Panadol, Cpro, Amoxcyl.		1	 0.6%
Paracetamol and amoxicilin		1	 0.6%
Parecetamol		1	 0.6%
QUININ		4	 2.5%
QUININE		8	 5.0%
QUININE,IBUFR VITAMIN B COMPLEX		1	 0.6%
Quinine Injectablees		1	 0.6%
Quinine, Atesonate		1	 0.6%
Quinine, Expane, Antifungal, Steroids		1	 0.6%
Quinine, IV fluids		1	 0.6%

File : CSEC4E

Other_C4EQ61: Other Drugs/Supplies

Value	Label	Cases	Percentage
Quinine, Needles, Gentamicine		1	<div></div> 0.6%
RPR, CD4 catiledges, Quinine, Paracetamols, Plusters.		1	<div></div> 0.6%
SIPRO		1	<div></div> 0.6%
STI drugs		1	<div></div> 0.6%
STREPTOMYCIN		1	<div></div> 0.6%
Sipro		2	<div></div> 1.3%
Steriods, Antibiotics, Antivenom.		1	<div></div> 0.6%
TETRACYCLINE EYE OINTMENT		1	<div></div> 0.6%
TETRACYCLINE EYE OITMENT ,ERYT		1	<div></div> 0.6%
VITAMIN B COMPLEX AND IBROFEN		1	<div></div> 0.6%
Valium, dichrofenac, Epene		1	<div></div> 0.6%
Vitamin B Complex		1	<div></div> 0.6%
ZINC KID, AMOXALLIN ,		1	<div></div> 0.6%
amoxcciline		1	<div></div> 0.6%
amoxile and paracetamol		1	<div></div> 0.6%
amoxllin, phenobabiton, contraceptive pills, gentamycin , dexamethsone, salbutalol, CONDOMS.		1	<div></div> 0.6%
amoxyl		3	<div></div> 1.9%
amoxylin , quinine injections, ppf, bezenthazine, caf, hydrocortisone, gentamycin , paracetamol, eye/ ear drops, dextroxse cipro , doxyciliin		1	<div></div> 0.6%

File : CSEC4E

Other_C4EQ61: Other Drugs/Supplies

Value	Label	Cases	Percentage
amoxyllin capsules, albendazole tablets, ARVS , 'B' ,multivitamins.		1	<div><div></div></div> 0.6%
dectros		1	<div><div></div></div> 0.6%
dextros		1	<div><div></div></div> 0.6%
double click		1	<div><div></div></div> 0.6%
doxyclyn		1	<div><div></div></div> 0.6%
priton		1	<div><div></div></div> 0.6%
quinine		1	<div><div></div></div> 0.6%
quinine injection		1	<div><div></div></div> 0.6%
zink sulphate		1	<div><div></div></div> 0.6%

Warning: these figures indicate the number of cases found in the data file. They cannot be interpreted as summary statistics of the population of interest.

C4EQ62: How often have you had stock outs in the last two months?

Information	[Type= discrete] [Format=numeric] [Range= 1-2] [Missing=*]
Statistics [NW/ W]	[Valid=900 /-] [Invalid=2940 /-]

Value	Label	Cases	Percentage
1	Frequently	450	<div><div></div></div> 50.0%
2	Occasionally	450	<div><div></div></div> 50.0%
Sysmiss		2940	

Warning: these figures indicate the number of cases found in the data file. They cannot be interpreted as summary statistics of the population of interest.

C4EQ63: Is the drug available today ?

Information	[Type= discrete] [Format=numeric] [Range= 1-2] [Missing=*]
Statistics [NW/ W]	[Valid=900 /-] [Invalid=2940 /-]

Value	Label	Cases	Percentage
1	Yes	454	<div><div></div></div> 50.4%
2	No	446	<div><div></div></div> 49.6%
Sysmiss		2940	

Warning: these figures indicate the number of cases found in the data file. They cannot be interpreted as summary statistics of the population of interest.

C4EQ61_V2: Has the health facility experienced stock outs in the last 2 months? - v2

Information	[Type= discrete] [Format=numeric] [Range= 1-2] [Missing=*]
Statistics [NW/ W]	[Valid=2549 /-] [Invalid=1291 /-]

Value	Label	Cases	Percentage
1	Yes	630	<div><div></div></div> 24.7%
2	No	1919	<div><div></div></div> 75.3%
Sysmiss		1291	

Warning: these figures indicate the number of cases found in the data file. They cannot be interpreted as summary statistics of the population of interest.

Other_C4EQ61_V2: Other Drugs/Supplies - v2

Information	[Type= discrete] [Format=character] [Missing=*]
Statistics [NW/ W]	[Valid=127 /-]

File : CSEC4E

Other_C4EQ61_V2: Other Drugs/Supplies - v2

Value	Label	Cases	Percentage
ALUVIA[RITON LOPNIVIR]		1	<div></div> 0.8%
AMOLYLE		1	<div></div> 0.8%
AMOX,PAIN KILLERS,ARVS,		1	<div></div> 0.8%
AMOXICILIN, PANADOL,TET OINTMENT		1	<div></div> 0.8%
AMOXICILLIN, ERYTHROMICIN		2	<div></div> 1.6%
AMOXLINE TAB		1	<div></div> 0.8%
AMOXLY		5	<div></div> 3.9%
AMOXY		1	<div></div> 0.8%
AMOXYCILLIN CAP 250G, PARACETAMOL 500MG TAB, MAGNESIUM TABLETS, APROFLOXACIN TAB 500MG, DOXYCYCLINE CAP 100MG		1	<div></div> 0.8%
AMOXYL		3	<div></div> 2.4%
AMOXYL CAPS, DICLOFENAC TABS, ERYTHROMYCIN TABS, QUININE INJECTABLES, CEFUTRIAZONE INJECTABLE,		1	<div></div> 0.8%
AMOXYLE		2	<div></div> 1.6%
AMOYL		1	<div></div> 0.8%
ARTEMETHER/ LUMEFANTRIN 30 X 12 AND 30 X 18, PHENOBARBITAL TABS, SYRUPS PARACETAMOL AND METRONIDAZOLE JUNIOR SEPTRIN, COTTON, VITAMIN B COMPLEX, GENTAMYCIN EYE DROP.		1	<div></div> 0.8%
ARVs		1	<div></div> 0.8%
ATUNET INJECTION		2	<div></div> 1.6%

File : CSEC4E

Other_C4EQ61_V2: Other Drugs/Supplies - v2

Value	Label	Cases	Percentage
Amocxyl, Stain, Enthromycin		1	0.8%
Amoxcacylin, Paracetamol, Piriton, Plastic sheets, Injections.		1	0.8%
Amoxycacillin, Bendazine, Skin drugs		1	0.8%
Amoxcyil, Paracetamol		1	0.8%
Amoxcylin, Cotrimazole,		1	0.8%
Amoxcylin, Cpro, Eye drops, Quinine, Vitamin, Rdt's, Magnesium, Bendazole, Hydrocortisone, Liqiud soap, Vitamn B, Iodine, Enthromycine,		1	0.8%
Amoxyl		1	0.8%
Anti asthmatic, Decrophenacle		1	0.8%
Antibotics, STD drugs		1	0.8%
BCG		1	0.8%
BCG VACCINE		1	0.8%
CARBAMAZEROL, HUPERTANSION DRUGS, PROPRANOL (INDERAL)		1	0.8%
CD4 catiledges, Paracetamol		1	0.8%
CIPRO		1	0.8%
CIPRO,DOXY,AMINO INJ,PPF,AMPICILIN		1	0.8%
DEXA,PPF-INJ,GENTAMYCIN INJ		1	0.8%
ERTHROMYCIN TABS		1	0.8%
ERYTHROMYCIN INJEC,FENOBARBITAL		1	0.8%
EXPEN		1	0.8%
Erythromycin		1	0.8%
Expane		1	0.8%
IV FLUIDS		2	1.6%

File : CSEC4E

Other_C4EQ61_V2: Other Drugs/Supplies - v2

Value	Label	Cases	Percentage
IV fluids		1	<div></div> 0.8%
Ibuprofen tabs, eye drops, ARVs, pessaries		1	<div></div> 0.8%
Injectables, Dicyclanide, Quinine		1	<div></div> 0.8%
Lignocaine, Surgical gloves, disposable gloves, TB drugs		1	<div></div> 0.8%
MAGNISIAM		1	<div></div> 0.8%
PANADOL		4	<div></div> 3.1%
PANADOL, AMOXILINE, DOXYCYCLINE		1	<div></div> 0.8%
PANADOL, AMOXYLIN,		1	<div></div> 0.8%
PARACETAMOL, COTRIMOXAZOL, 480 mg, AMOXYCILLIN CAPS AND TABS, ALBENDAZOLE, METRONIDAZOLE, CHLORPHENIRAMINE, ZINC, AMPICILLIN INJECTION, BENZYL PENICILLIN INJECTION, BENZATHINE INJECTION, PROCAINE PENICILLIN, DIAZEPAM INJECTION, DEXTROSE		1	<div></div> 0.8%
PARACETAMOL, PREDNISOLONE, MEBENDAZOLE		1	<div></div> 0.8%
PHENOBARBITAL		1	<div></div> 0.8%
PILTON		1	<div></div> 0.8%
PPF INJECT, PENICILLIN TABS, DRESSING MATERIALS FOR WOUNDS eg GAUZE, PLASTIC		1	<div></div> 0.8%
Panadol		1	<div></div> 0.8%
Panadol, Amoxycilin		1	<div></div> 0.8%
Panadol, Quinine,		1	<div></div> 0.8%

File : CSEC4E

Other_C4EQ61_V2: Other Drugs/Supplies - v2

Value	Label	Cases	Percentage
Glucose, Hydrocotisone			
Paracetamol		1	0.8%
Paracetamol, Drug envelopes, Anti-TB drugs, quinine drugs, Cabempasine		1	0.8%
Paracetamol, Iodine, Surgical gloves.		1	0.8%
Parcetamol, B-complex		1	0.8%
QUININE INJECTION		1	0.8%
Quinine, IV Fluids.		1	0.8%
RDT(malaria testing kits)		1	0.8%
Rapid testing Kit, Panadol,		1	0.8%
Steriods, Anti-biotics		1	0.8%
Syringe needles, Cambonezapine, Cotton wool		1	0.8%
TETRACYCLINE EYE OINTMENT,		1	0.8%
Vitamin B complex		1	0.8%
amoxly		2	1.6%
amoxlyn		1	0.8%
amoxyl		8	6.3%
amoxyle		2	1.6%
amoxylin , paracetamol, chlorophennical eye drops		1	0.8%
amoxylin, paracetamol, ciproflaxin doxyclin, ibrofen, zinc kid		1	0.8%
chlorophencol, ierthromycin, gentamycin,		1	0.8%
cipro		1	0.8%
doxycyl,erythromy, inj.		1	0.8%
erthomycin tabs,amoxicilin caps,paracetamol,		1	0.8%

File : CSEC4E

Other_C4EQ61_V2: Other Drugs/Supplies - v2

Value	Label	Cases	Percentage
inj.ppf injectables,cotton			
flagyl, amoxylin, septrin, erthromycin, paracetamol, gentamycin, ibuprofen		1	<div><div></div></div> 0.8%
inderal		1	<div><div></div></div> 0.8%
magnesium trisilicate,propanol B COMPLEX		1	<div><div></div></div> 0.8%
magnesium		1	<div><div></div></div> 0.8%
mivrapine syrup		1	<div><div></div></div> 0.8%
ocitrol creamimaz		1	<div><div></div></div> 0.8%
panadol		4	<div><div></div></div> 3.1%
paracemal		1	<div><div></div></div> 0.8%
paracemol, amoxlylin, cipro doxylin diclofenac diazepam		1	<div><div></div></div> 0.8%
paracetamol		1	<div><div></div></div> 0.8%
paracetamol, amoxil tabs, ferrous, plaster, propranol, normal celine, detros 5%		1	<div><div></div></div> 0.8%
paracetamol, amoxylin, ciproflaxin, doxyacin,		1	<div><div></div></div> 0.8%
paracetamol, amoxylin, ciproflaxin, gentamicin, eye drop		1	<div><div></div></div> 0.8%
paracetamol, amoxyllin, ciproflaxin, magnesium, phenobabitol, ibuprofen, doxycilin, tetracylin, injectables,		1	<div><div></div></div> 0.8%
paracetamol, cipro doxycilin,magnisiu amoxlylin, piriton,rdt kits,		1	<div><div></div></div> 0.8%
paracetamol, cipro,		1	<div><div></div></div> 0.8%

File : CSEC4E

Other_C4EQ61_V2: Other Drugs/Supplies - v2

Value	Label	Cases	Percentage
injectables, gresocobil, magnesium, eye drops , ibrofen,			
paracetamol, ciproflaxin, amoxylin		1	<div><div></div></div> 0.8%
paracetamol, presinisone, mabendazole,		1	<div><div></div></div> 0.8%
paractamol, ciproflaxin, doxycylin, amoxycclin,		2	<div><div></div></div> 1.6%
piriton,coatem,am for skin infections,vitamin B complex ,ibrufen		1	<div><div></div></div> 0.8%
qiunene		2	<div><div></div></div> 1.6%
quinine injec,antibiotics some ie erythromycin,amp		1	<div><div></div></div> 0.8%
sipro, amoxin, erthrocycline tabs, injectables artesanate, ARVs, TDF/3TC		1	<div><div></div></div> 0.8%
sulfadoxine,pheny acid(little supply),dexa,		1	<div><div></div></div> 0.8%

Warning: these figures indicate the number of cases found in the data file. They cannot be interpreted as summary statistics of the population of interest.

C4EQ62_V2: How often have you had stock outs in the last two months? - v2

Information	[Type= discrete] [Format=numeric] [Range= 1-2] [Missing=*]
Statistics [NW/ W]	[Valid=623 /-] [Invalid=3217 /-]

Value	Label	Cases	Percentage
1	Frequently	314	<div><div></div></div> 50.4%
2	Occasionally	309	<div><div></div></div> 49.6%
Sysmiss		3217	

Warning: these figures indicate the number of cases found in the data file. They cannot be interpreted as summary statistics of the population of interest.

C4EQ63_V2: Is the drug available today? - v2

Information	[Type= discrete] [Format=numeric] [Range= 1-2] [Missing=*]
Statistics [NW/ W]	[Valid=623 /-] [Invalid=3217 /-]

Value	Label	Cases	Percentage
1	Yes	288	<div><div></div></div> 46.2%
2	No	335	<div><div></div></div> 53.8%
Sysmiss		3217	




Warning: these figures indicate the number of cases found in the data file. They cannot be interpreted as summary statistics of the population of interest.

File : CSEC4E

Health_Response: Health Response Status

Information [Type= discrete] [Format=numeric] [Range= 1-3] [Missing=*]

Statistics [NW/ W] [Valid=3528 /-] [Invalid=312 /-]






Value	Label	Cases	Percentage
1	Completed	2628	 74.5%
2	Partially Done	264	 7.5%
3	Not Done	636	 18.0%
Sysmiss		312	

Warning: these figures indicate the number of cases found in the data file. They cannot be interpreted as summary statistics of the population of interest.

Reason_Health_Not_Done: Reason Health not done:

Information [Type= discrete] [Format=character] [Missing=*]

Statistics [NW/ W] [Valid=600 /-] [Invalid=0 /-]

Value	Label	Cases	Percentage
Available facility is a hospital NAGURU		12	 2.0%
FACILITY MAINLY USED IS HOSPITAL		12	 2.0%
Facility not open. Staff absenteeism.		12	 2.0%
HEALTH CENTRE DEMOLISHED FOR RENOVATION		12	 2.0%
HEALTH WORK NOT FOUND TO BE DONE DURING THE 2nd VISIT		12	 2.0%
Hospital		12	 2.0%
Hospital Level		12	 2.0%
Hospital is most common Facility		12	 2.0%
Hospital level		12	 2.0%
IN CHARGE & ASSISTANT IN WORKSOP FOR A WEEK. TO BE DONE DURING SECOND VISIST		12	 2.0%
IN CHARGE NOT AROUND TO BE CAPTURED DURING 2nd VISIT		12	 2.0%
INCHARGE HAD GONE TO		12	 2.0%

File : CSEC4E

Reason_Health_Not_Done: Reason Health not done:

Value	Label	Cases	Percentage
THE REFUGEE CAMP FOR A MEETING			
INCHARGE NEEDED AN INTRODUCTOR LETTER FROM THE DISTRICT HEALTH OFFICER		12	<div><div></div></div> 2.0%
INCHARGE NOT AROUND & OTHERS WERE TOO BUSY TO ATTEND TO ME		12	<div><div></div></div> 2.0%
Main facility is a Hospital		12	<div><div></div></div> 2.0%
NO BODY WAS AT THE HEALTH CENTER/ IT WAS LOCKED FOR THE THREE DAS WE WERE IN THE EA		12	<div><div></div></div> 2.0%
NOT DONE, ITS A WEEKEND		12	<div><div></div></div> 2.0%
Not there. Go to mainland at different locations		12	<div><div></div></div> 2.0%
Refferal Hospital		36	<div><div></div></div> 6.0%
Refferal hospital		12	<div><div></div></div> 2.0%
THE COMMUNITY MAINLY USES LUBAGA HOSPITAL		12	<div><div></div></div> 2.0%
THE COMMUNITY MEMBERS ACCESS THEIR TREATMENT FROM NAGURU HOSPITAL		12	<div><div></div></div> 2.0%
THE COMMUNITY USE MASINDI HOSPITAL		12	<div><div></div></div> 2.0%
THE COMMUNITY		12	<div><div></div></div> 2.0%

File : CSEC4E

Reason_Health_Not_Done: Reason Health not done:

Value	Label	Cases	Percentage
USE KAGADI HOSPITAL			
THE COMMUNITY USES A HOSPITAL		12	<div></div> 2.0%
THE COMMUNITY USES THE HOSPITAL		12	<div></div> 2.0%
THE COMMUNITY USES THE HOSPITAL HENCE NOT DATA IS COLLECTED FROM .		12	<div></div> 2.0%
THE ONE RESPONSIBLE FOR ANSWERING WASNT PRESENT. WILL DO IT NEXT VISIT		12	<div></div> 2.0%
THEY HAD ALL GONE FOR OUTREACH(THEY ARE ONLY TWO)		12	<div></div> 2.0%
THEY USE A PRIVATE HOSPITAL & P7 PUPILS HAD ALREADY LEFT SCHOOL.		12	<div></div> 2.0%
THEY USE NAGURU HOSPITAL		12	<div></div> 2.0%
The Community uses the Referral Hospital		12	<div></div> 2.0%
The community members mainly go to Entebbe hospital		12	<div></div> 2.0%
They use a hospital called buloba st. francis hospital		12	<div></div> 2.0%
They use the main Hospital KAYUNGA HOSPITAL		12	<div></div> 2.0%
WEEKEND		12	<div></div> 2.0%

File : CSEC4E

Reason_Health_Not_Done: Reason Health not done:

Value	Label	Cases	Percentage
data collected by another team in trip 1		12	<div><div></div></div> 2.0%
done by another team in trip 1		12	<div><div></div></div> 2.0%
it's a government hospital (st francis buluba hospital)		12	<div><div></div></div> 2.0%
no health centre at the island		12	<div><div></div></div> 2.0%
staff gone on outreach		24	<div><div></div></div> 4.0%
the community now uses Mulago Hospital after the HC has been demolished for renovation		12	<div><div></div></div> 2.0%
the community uses Naguru Hospital		12	<div><div></div></div> 2.0%
the community uses a private hospital		12	<div><div></div></div> 2.0%
they mainly use Nsambya hospital		12	<div><div></div></div> 2.0%
they use a gov't hospital (kamuli hospital)		12	<div><div></div></div> 2.0%
weekend		12	<div><div></div></div> 2.0%

Warning: these figures indicate the number of cases found in the data file. They cannot be interpreted as summary statistics of the population of interest.

File : CSEC4F

District_Name: District name

Information [Type= discrete] [Format=numeric] [Range= 101-426] [Missing=*]

Statistics [NW/ W] [Valid=308 /-] [Invalid=0 /-]

Value	Label	Cases	Percentage
101		1	0.3%
102		29	9.4%
103		1	0.3%
104		4	1.3%
105		1	0.3%
106		3	1.0%
107		5	1.6%
108		4	1.3%
110		7	2.3%
111		3	1.0%
112		4	1.3%
113		12	3.9%
115		6	1.9%
116		1	0.3%
117		4	1.3%
118		1	0.3%
119		1	0.3%
120		1	0.3%
122		3	1.0%
123		1	0.3%
124		5	1.6%
201		3	1.0%
203		3	1.0%
204		6	1.9%
205		1	0.3%
207		1	0.3%
208		4	1.3%
209		2	0.6%
210		4	1.3%
211		3	1.0%
212		5	1.6%
214		9	2.9%
215		3	1.0%
216		2	0.6%
218		2	0.6%
219		3	1.0%
221		2	0.6%
222		1	0.3%
223		7	2.3%
224		1	0.3%
225		2	0.6%

File : CSEC4F

District_Name: District name

Value	Label	Cases	Percentage
226		4	<div></div> 1.3%
228		1	<div></div> 0.3%
230		1	<div></div> 0.3%
232		2	<div></div> 0.6%
302		6	<div></div> 1.9%
303		9	<div></div> 2.9%
304		4	<div></div> 1.3%
305		1	<div></div> 0.3%
306		4	<div></div> 1.3%
307		3	<div></div> 1.0%
308		1	<div></div> 0.3%
309		3	<div></div> 1.0%
310		4	<div></div> 1.3%
311		3	<div></div> 1.0%
312		1	<div></div> 0.3%
313		2	<div></div> 0.6%
314		1	<div></div> 0.3%
317		3	<div></div> 1.0%
318		4	<div></div> 1.3%
319		3	<div></div> 1.0%
320		2	<div></div> 0.6%
321		4	<div></div> 1.3%
322		2	<div></div> 0.6%
323		4	<div></div> 1.3%
325		4	<div></div> 1.3%
327		1	<div></div> 0.3%
329		1	<div></div> 0.3%
330		3	<div></div> 1.0%
402		2	<div></div> 0.6%
403		5	<div></div> 1.6%
404		3	<div></div> 1.0%
405		5	<div></div> 1.6%
406		5	<div></div> 1.6%
407		4	<div></div> 1.3%
408		3	<div></div> 1.0%
409		3	<div></div> 1.0%
410		5	<div></div> 1.6%
411		6	<div></div> 1.9%
412		3	<div></div> 1.0%
414		1	<div></div> 0.3%
415		4	<div></div> 1.3%
417		6	<div></div> 1.9%
418		4	<div></div> 1.3%

File : CSEC4F

District_Name: District name

Value	Label	Cases	Percentage
419		1	0.3%
420		2	0.6%
421		1	0.3%
422		1	0.3%
423		1	0.3%
426		1	0.3%

Warning: these figures indicate the number of cases found in the data file. They cannot be interpreted as summary statistics of the population of interest.

SubCounty: Sub-county/division/town council

Information	[Type= discrete] [Format=numeric] [Range= 101204-426104] [Missing=*]
Statistics [NW/ W]	[Valid=308 /-] [Invalid=0 /-]

Value	Label	Cases	Percentage
101204		1	0.3%
102101		2	0.6%
102102		4	1.3%
102103		10	3.2%
102104		6	1.9%
102105		7	2.3%
103105		1	0.3%
104102		1	0.3%
104104		1	0.3%
104105		1	0.3%
104208		1	0.3%
105105		1	0.3%
106101		2	0.6%
106106		1	0.3%
107105		2	0.6%
107202		1	0.3%
107302		1	0.3%
107305		1	0.3%
108106		1	0.3%
108301		2	0.6%
108305		1	0.3%
110105		1	0.3%
110203		1	0.3%
110204		1	0.3%
110206		1	0.3%
110207		1	0.3%
110305		1	0.3%
110306		1	0.3%
111102		1	0.3%
111202		2	0.6%
112102		1	0.3%
112104		1	0.3%

File : CSEC4F

SubCounty: Sub-county/division/town council

Value	Label	Cases	Percentage
112203		1	<div></div> 0.3%
112204		1	<div></div> 0.3%
113105		2	<div></div> 0.6%
113111		1	<div></div> 0.3%
113112		1	<div></div> 0.3%
113113		2	<div></div> 0.6%
113303		3	<div></div> 1.0%
113304		1	<div></div> 0.3%
113306		1	<div></div> 0.3%
113307		1	<div></div> 0.3%
115103		1	<div></div> 0.3%
115104		1	<div></div> 0.3%
115202		1	<div></div> 0.3%
115203		1	<div></div> 0.3%
115205		1	<div></div> 0.3%
115207		1	<div></div> 0.3%
116102		1	<div></div> 0.3%
117103		1	<div></div> 0.3%
117104		1	<div></div> 0.3%
117110		2	<div></div> 0.6%
118101		1	<div></div> 0.3%
119103		1	<div></div> 0.3%
120105		1	<div></div> 0.3%
122102		1	<div></div> 0.3%
122105		1	<div></div> 0.3%
122106		1	<div></div> 0.3%
123108		1	<div></div> 0.3%
124101		1	<div></div> 0.3%
124103		1	<div></div> 0.3%
124104		1	<div></div> 0.3%
124107		1	<div></div> 0.3%
124108		1	<div></div> 0.3%
201106		2	<div></div> 0.6%
201110		1	<div></div> 0.3%
203202		1	<div></div> 0.3%
203301		1	<div></div> 0.3%
203303		1	<div></div> 0.3%
204101		1	<div></div> 0.3%
204102		1	<div></div> 0.3%
204203		1	<div></div> 0.3%
204301		2	<div></div> 0.6%
204302		1	<div></div> 0.3%
205104		1	<div></div> 0.3%

File : CSEC4F

SubCounty: Sub-county/division/town council

Value	Label	Cases	Percentage
207103		1	0.3%
208102		2	0.6%
208104		1	0.3%
208107		1	0.3%
209201		2	0.6%
210205		4	1.3%
211101		1	0.3%
211103		1	0.3%
211106		1	0.3%
212104		1	0.3%
212105		1	0.3%
212202		1	0.3%
212305		1	0.3%
212311		1	0.3%
214101		2	0.6%
214102		1	0.3%
214108		1	0.3%
214113		5	1.6%
215109		1	0.3%
215115		1	0.3%
215120		1	0.3%
216202		2	0.6%
218103		1	0.3%
218115		1	0.3%
219103		3	1.0%
221109		2	0.6%
222106		1	0.3%
223108		1	0.3%
223120		1	0.3%
223121		3	1.0%
223126		1	0.3%
223128		1	0.3%
224105		1	0.3%
225103		1	0.3%
225111		1	0.3%
226101		1	0.3%
226103		2	0.6%
226104		1	0.3%
228102		1	0.3%
230107		1	0.3%
232101		1	0.3%
232203		1	0.3%
302101		1	0.3%












































File : CSEC4F

SubCounty: Sub-county/division/town council

Value	Label	Cases	Percentage
302201		2	0.6%
302203		1	0.3%
302204		1	0.3%
302205		1	0.3%
303201		1	0.3%
303202		1	0.3%
303204		1	0.3%
303402		1	0.3%
303404		2	0.6%
303405		1	0.3%
303503		1	0.3%
303504		1	0.3%
304102		1	0.3%
304204		2	0.6%
304301		1	0.3%
305102		1	0.3%
306102		1	0.3%
306103		2	0.6%
306106		1	0.3%
307108		2	0.6%
307202		1	0.3%
308102		1	0.3%
309102		1	0.3%
309103		1	0.3%
309204		1	0.3%
310102		1	0.3%
310206		2	0.6%
310207		1	0.3%
311103		2	0.6%
311302		1	0.3%
312105		1	0.3%
313102		1	0.3%
313104		1	0.3%
314103		1	0.3%
317101		1	0.3%
317102		1	0.3%
317106		1	0.3%
318103		2	0.6%
318107		1	0.3%
318114		1	0.3%
319103		1	0.3%
319105		1	0.3%
319107		1	0.3%

File : CSEC4F

SubCounty: Sub-county/division/town council

Value	Label	Cases	Percentage
320103		1	 0.3%
320108		1	 0.3%
321103		1	 0.3%
321105		1	 0.3%
321106		1	 0.3%
321107		1	 0.3%
322108		1	 0.3%
322111		1	 0.3%
323104		1	 0.3%
323106		1	 0.3%
323107		1	 0.3%
323108		1	 0.3%
325101		1	 0.3%
325103		3	 1.0%
327103		1	 0.3%
329106		1	 0.3%
330107		2	 0.6%
330110		1	 0.3%
402207		1	 0.3%
402208		1	 0.3%
403101		1	 0.3%
403105		1	 0.3%
403201		1	 0.3%
403205		1	 0.3%
403301		1	 0.3%
404102		1	 0.3%
404207		1	 0.3%
404403		1	 0.3%
405104		1	 0.3%
405208		1	 0.3%
405211		1	 0.3%
405301		1	 0.3%
405302		1	 0.3%
406108		1	 0.3%
406201		1	 0.3%
406210		1	 0.3%
406212		1	 0.3%
406303		1	 0.3%
407202		1	 0.3%
407205		1	 0.3%
407303		1	 0.3%
407306		1	 0.3%
408102		1	 0.3%

File : CSEC4F

SubCounty: Sub-county/division/town council

Value	Label	Cases	Percentage
408112		1	<div></div> 0.3%
408113		1	<div></div> 0.3%
409101		1	<div></div> 0.3%
409203		1	<div></div> 0.3%
409301		1	<div></div> 0.3%
410102		1	<div></div> 0.3%
410105		1	<div></div> 0.3%
410201		2	<div></div> 0.6%
410303		1	<div></div> 0.3%
411103		1	<div></div> 0.3%
411203		1	<div></div> 0.3%
411302		1	<div></div> 0.3%
411304		1	<div></div> 0.3%
411402		1	<div></div> 0.3%
411403		1	<div></div> 0.3%
412103		1	<div></div> 0.3%
412201		1	<div></div> 0.3%
412203		1	<div></div> 0.3%
414116		1	<div></div> 0.3%
415105		1	<div></div> 0.3%
415106		1	<div></div> 0.3%
415110		1	<div></div> 0.3%
415114		1	<div></div> 0.3%
417101		1	<div></div> 0.3%
417102		1	<div></div> 0.3%
417104		1	<div></div> 0.3%
417105		1	<div></div> 0.3%
417110		1	<div></div> 0.3%
417114		1	<div></div> 0.3%
418104		1	<div></div> 0.3%
418201		1	<div></div> 0.3%
418202		1	<div></div> 0.3%
418209		1	<div></div> 0.3%
419204		1	<div></div> 0.3%
420107		1	<div></div> 0.3%
420108		1	<div></div> 0.3%
421108		1	<div></div> 0.3%
422102		1	<div></div> 0.3%
423109		1	<div></div> 0.3%
426104		1	<div></div> 0.3%

Warning: these figures indicate the number of cases found in the data file. They cannot be interpreted as summary statistics of the population of interest.

Parish: Parish/ward

Information [Type= discrete] [Format=numeric] [Range= 10120402-42610402] [Missing=*]

File : CSEC4F

Parish: Parish/ward

Statistics [NW/ W] [Valid=308 /-] [Invalid=0 /-]

Value	Label	Cases	Percentage
10120402		1	0.3%
10210104		1	0.3%
10210108		1	0.3%
10210202		1	0.3%
10210205		1	0.3%
10210206		1	0.3%
10210208		1	0.3%
10210301		1	0.3%
10210302		1	0.3%
10210304		1	0.3%
10210305		2	0.6%
10210306		1	0.3%
10210308		1	0.3%
10210309		2	0.6%
10210312		1	0.3%
10210401		1	0.3%
10210402		1	0.3%
10210410		1	0.3%
10210411		1	0.3%
10210417		1	0.3%
10210419		1	0.3%
10210501		1	0.3%
10210503		1	0.3%
10210504		1	0.3%
10210510		1	0.3%
10210513		1	0.3%
10210515		1	0.3%
10210518		1	0.3%
10310505		1	0.3%
10410204		1	0.3%
10410403		1	0.3%
10410504		1	0.3%
10420804		1	0.3%
10510502		1	0.3%
10610101		1	0.3%
10610109		1	0.3%
10610606		1	0.3%
10710503		1	0.3%
10710505		1	0.3%
10720206		1	0.3%
10730203		1	0.3%
10730507		1	0.3%

File : CSEC4F

Parish: Parish/ward

Value	Label	Cases	Percentage
10810603		1	0.3%
10830101		1	0.3%
10830105		1	0.3%
10830502		1	0.3%
11010501		1	0.3%
11020306		1	0.3%
11020401		1	0.3%
11020603		1	0.3%
11020704		1	0.3%
11030501		1	0.3%
11030601		1	0.3%
11110201		1	0.3%
11120204		1	0.3%
11120206		1	0.3%
11210203		1	0.3%
11210402		1	0.3%
11220301		1	0.3%
11220403		1	0.3%
11310504		1	0.3%
11310505		1	0.3%
11311102		1	0.3%
11311203		1	0.3%
11311302		1	0.3%
11311306		1	0.3%
11330301		2	0.6%
11330305		1	0.3%
11330403		1	0.3%
11330606		1	0.3%
11330701		1	0.3%
11510302		1	0.3%
11510403		1	0.3%
11520209		1	0.3%
11520307		1	0.3%
11520504		1	0.3%
11520703		1	0.3%
11610205		1	0.3%
11710308		1	0.3%
11710405		1	0.3%
11711003		2	0.6%
11810104		1	0.3%
11910303		1	0.3%
12010502		1	0.3%
12210206		1	0.3%

File : CSEC4F

Parish: Parish/ward

Value	Label	Cases	Percentage
12210502		1	0.3%
12210602		1	0.3%
12310803		1	0.3%
12410106		1	0.3%
12410302		1	0.3%
12410401		1	0.3%
12410701		1	0.3%
12410802		1	0.3%
20110602		2	0.6%
20111009		1	0.3%
20320203		1	0.3%
20330101		1	0.3%
20330304		1	0.3%
20410103		1	0.3%
20410204		1	0.3%
20420301		1	0.3%
20430101		1	0.3%
20430102		1	0.3%
20430205		1	0.3%
20510401		1	0.3%
20710301		1	0.3%
20810214		2	0.6%
20810404		1	0.3%
20810713		1	0.3%
20920101		1	0.3%
20920104		1	0.3%
21020504		4	1.3%
21110105		1	0.3%
21110303		1	0.3%
21110603		1	0.3%
21210403		1	0.3%
21210504		1	0.3%
21220201		1	0.3%
21230502		1	0.3%
21231101		1	0.3%
21410104		1	0.3%
21410106		1	0.3%
21410202		1	0.3%
21410801		1	0.3%
21411301		1	0.3%
21411303		4	1.3%
21510902		1	0.3%
21511502		1	0.3%

File : CSEC4F

Parish: Parish/ward

Value	Label	Cases	Percentage
21512002		1	<div></div> 0.3%
21620203		2	<div></div> 0.6%
21810302		1	<div></div> 0.3%
21811504		1	<div></div> 0.3%
21910313		1	<div></div> 0.3%
21910317		2	<div></div> 0.6%
22110902		1	<div></div> 0.3%
22110905		1	<div></div> 0.3%
22210602		1	<div></div> 0.3%
22310805		1	<div></div> 0.3%
22312002		1	<div></div> 0.3%
22312101		2	<div></div> 0.6%
22312103		1	<div></div> 0.3%
22312601		1	<div></div> 0.3%
22312801		1	<div></div> 0.3%
22410505		1	<div></div> 0.3%
22510304		1	<div></div> 0.3%
22511103		1	<div></div> 0.3%
22610101		1	<div></div> 0.3%
22610302		1	<div></div> 0.3%
22610303		1	<div></div> 0.3%
22610405		1	<div></div> 0.3%
22810203		1	<div></div> 0.3%
23010709		1	<div></div> 0.3%
23210104		1	<div></div> 0.3%
23220304		1	<div></div> 0.3%
30210102		1	<div></div> 0.3%
30220105		1	<div></div> 0.3%
30220107		1	<div></div> 0.3%
30220302		1	<div></div> 0.3%
30220405		1	<div></div> 0.3%
30220505		1	<div></div> 0.3%
30320102		1	<div></div> 0.3%
30320207		1	<div></div> 0.3%
30320405		1	<div></div> 0.3%
30340204		1	<div></div> 0.3%
30340401		1	<div></div> 0.3%
30340403		1	<div></div> 0.3%
30340507		1	<div></div> 0.3%
30350304		1	<div></div> 0.3%
30350402		1	<div></div> 0.3%
30410201		1	<div></div> 0.3%
30420401		1	<div></div> 0.3%

File : CSEC4F

Parish: Parish/ward

Value	Label	Cases	Percentage
30420402		1	0.3%
30430104		1	0.3%
30510208		1	0.3%
30610203		1	0.3%
30610301		2	0.6%
30610601		1	0.3%
30710802		1	0.3%
30710803		1	0.3%
30720203		1	0.3%
30810206		1	0.3%
30910205		1	0.3%
30910305		1	0.3%
30920406		1	0.3%
31010202		1	0.3%
31020603		1	0.3%
31020604		1	0.3%
31020706		1	0.3%
31110302		2	0.6%
31130201		1	0.3%
31210502		1	0.3%
31310205		1	0.3%
31310403		1	0.3%
31410304		1	0.3%
31710101		1	0.3%
31710202		1	0.3%
31710605		1	0.3%
31810302		2	0.6%
31810705		1	0.3%
31811402		1	0.3%
31910303		1	0.3%
31910508		1	0.3%
31910702		1	0.3%
32010303		1	0.3%
32010808		1	0.3%
32110304		1	0.3%
32110505		1	0.3%
32110601		1	0.3%
32110706		1	0.3%
32210802		1	0.3%
32211104		1	0.3%
32310403		1	0.3%
32310604		1	0.3%
32310701		1	0.3%

File : CSEC4F

Parish: Parish/ward

Value	Label	Cases	Percentage
32310802		1	0.3%
32510102		1	0.3%
32510305		1	0.3%
32510306		2	0.6%
32710303		1	0.3%
32910602		1	0.3%
33010701		1	0.3%
33010703		1	0.3%
33011001		1	0.3%
40220705		1	0.3%
40220805		1	0.3%
40310102		1	0.3%
40310505		1	0.3%
40320102		1	0.3%
40320504		1	0.3%
40330104		1	0.3%
40410203		1	0.3%
40420704		1	0.3%
40440303		1	0.3%
40510402		1	0.3%
40520803		1	0.3%
40521103		1	0.3%
40530104		1	0.3%
40530203		1	0.3%
40610804		1	0.3%
40620102		1	0.3%
40621003		1	0.3%
40621201		1	0.3%
40630307		1	0.3%
40720204		1	0.3%
40720501		1	0.3%
40730303		1	0.3%
40730604		1	0.3%
40810201		1	0.3%
40811202		1	0.3%
40811304		1	0.3%
40910104		1	0.3%
40920305		1	0.3%
40930103		1	0.3%
41010204		1	0.3%
41010502		1	0.3%
41020101		2	0.6%
41030306		1	0.3%

File : CSEC4F

Parish: Parish/ward

Value	Label	Cases	Percentage	
41110301		1	<div></div>	0.3%
41120302		1	<div></div>	0.3%
41130202		1	<div></div>	0.3%
41130402		1	<div></div>	0.3%
41140202		1	<div></div>	0.3%
41140303		1	<div></div>	0.3%
41210304		1	<div></div>	0.3%
41220107		1	<div></div>	0.3%
41220304		1	<div></div>	0.3%
41411601		1	<div></div>	0.3%
41510502		1	<div></div>	0.3%
41510608		1	<div></div>	0.3%
41511004		1	<div></div>	0.3%
41511407		1	<div></div>	0.3%
41710101		1	<div></div>	0.3%
41710201		1	<div></div>	0.3%
41710401		1	<div></div>	0.3%
41710501		1	<div></div>	0.3%
41711004		1	<div></div>	0.3%
41711404		1	<div></div>	0.3%
41810403		1	<div></div>	0.3%
41820102		1	<div></div>	0.3%
41820201		1	<div></div>	0.3%
41820907		1	<div></div>	0.3%
41920402		1	<div></div>	0.3%
42010704		1	<div></div>	0.3%
42010803		1	<div></div>	0.3%
42110801		1	<div></div>	0.3%
42210204		1	<div></div>	0.3%
42310905		1	<div></div>	0.3%
42610402		1	<div></div>	0.3%

Warning: these figures indicate the number of cases found in the data file. They cannot be interpreted as summary statistics of the population of interest.

Villagecode: Village code

Information	[Type= discrete] [Format=numeric] [Range= 1012040204-4261040201] [Missing=*]			
Statistics [NW/ W]	[Valid=308 /-] [Invalid=0 /-]			
Value	Label	Cases	Percentage	
1012040204		1	<div></div>	0.3%
1021010402		1	<div></div>	0.3%
1021010802		1	<div></div>	0.3%
1021020205		1	<div></div>	0.3%
1021020504		1	<div></div>	0.3%
1021020601		1	<div></div>	0.3%
1021020805		1	<div></div>	0.3%

File : CSEC4F

Villagecode: Village code

Value	Label	Cases	Percentage
1021030109		1	0.3%
1021030203		1	0.3%
1021030412		1	0.3%
1021030504		1	0.3%
1021030509		1	0.3%
1021030606		1	0.3%
1021030803		1	0.3%
1021030904		2	0.6%
1021031208		1	0.3%
1021040102		1	0.3%
1021040203		1	0.3%
1021041002		1	0.3%
1021041118		1	0.3%
1021041701		1	0.3%
1021041903		1	0.3%
1021050106		1	0.3%
1021050307		1	0.3%
1021050405		1	0.3%
1021051004		1	0.3%
1021051305		1	0.3%
1021051506		1	0.3%
1021051832		1	0.3%
1031050505		1	0.3%
1041020405		1	0.3%
1041040304		1	0.3%
1041050403		1	0.3%
1042080404		1	0.3%
1051050201		1	0.3%
1061010108		1	0.3%
1061010902		1	0.3%
1061060602		1	0.3%
1071050302		1	0.3%
1071050503		1	0.3%
1072020601		1	0.3%
1073020305		1	0.3%
1073050702		1	0.3%
1081060309		1	0.3%
1083010101		1	0.3%
1083010505		1	0.3%
1083050204		1	0.3%
1101050107		1	0.3%
1102030601		1	0.3%
1102040107		1	0.3%

File : CSEC4F

Villagecode: Village code

Value	Label	Cases	Percentage
1102060309		1	0.3%
1102070403		1	0.3%
1103050102		1	0.3%
1103060102		1	0.3%
1111020105		1	0.3%
1112020403		1	0.3%
1112020618		1	0.3%
1121020302		1	0.3%
1121040209		1	0.3%
1122030104		1	0.3%
1122040303		1	0.3%
1131050402		1	0.3%
1131050505		1	0.3%
1131110205		1	0.3%
1131120307		1	0.3%
1131130204		1	0.3%
1131130602		1	0.3%
1133030101		1	0.3%
1133030109		1	0.3%
1133030504		1	0.3%
1133040308		1	0.3%
1133060601		1	0.3%
1133070102		1	0.3%
1151030204		1	0.3%
1151040307		1	0.3%
1152020907		1	0.3%
1152030702		1	0.3%
1152050405		1	0.3%
1152070306		1	0.3%
1161020501		1	0.3%
1171030802		1	0.3%
1171040504		1	0.3%
1171100309		1	0.3%
1171100312		1	0.3%
1181010407		1	0.3%
1191030304		1	0.3%
1201050202		1	0.3%
1221020604		1	0.3%
1221050203		1	0.3%
1221060206		1	0.3%
1231080303		1	0.3%
1241010603		1	0.3%
1241030216		1	0.3%

File : CSEC4F

Villagecode: Village code

Value	Label	Cases	Percentage
1241040102		1	0.3%
1241070106		1	0.3%
1241080210		1	0.3%
2011060205		2	0.6%
2011100902		1	0.3%
2032020304		1	0.3%
2033010101		1	0.3%
2033030403		1	0.3%
2041010302		1	0.3%
2041020405		1	0.3%
2042030105		1	0.3%
2043010103		1	0.3%
2043010202		1	0.3%
2043020514		1	0.3%
2051040101		1	0.3%
2071030105		1	0.3%
2081021402		2	0.6%
2081040401		1	0.3%
2081071301		1	0.3%
2092010105		1	0.3%
2092010401		1	0.3%
2102050401		4	1.3%
2111010504		1	0.3%
2111030302		1	0.3%
2111060303		1	0.3%
2121040306		1	0.3%
2121050407		1	0.3%
2122020101		1	0.3%
2123050204		1	0.3%
2123110101		1	0.3%
2141010403		1	0.3%
2141010604		1	0.3%
2141020206		1	0.3%
2141080105		1	0.3%
2141130103		1	0.3%
2141130307		4	1.3%
2151090208		1	0.3%
2151150202		1	0.3%
2151200204		1	0.3%
2162020306		2	0.6%
2181030213		1	0.3%
2181150401		1	0.3%
2191031301		1	0.3%

File : CSEC4F

Villagecode: Village code

Value	Label	Cases	Percentage
2191031702		2	<div></div> 0.6%
2211090203		1	<div></div> 0.3%
2211090505		1	<div></div> 0.3%
2221060201		1	<div></div> 0.3%
2231080506		1	<div></div> 0.3%
2231200204		1	<div></div> 0.3%
2231210104		1	<div></div> 0.3%
2231210105		1	<div></div> 0.3%
2231210302		1	<div></div> 0.3%
2231260115		1	<div></div> 0.3%
2231280102		1	<div></div> 0.3%
2241050511		1	<div></div> 0.3%
2251030415		1	<div></div> 0.3%
2251110322		1	<div></div> 0.3%
2261010102		1	<div></div> 0.3%
2261030205		1	<div></div> 0.3%
2261030301		1	<div></div> 0.3%
2261040510		1	<div></div> 0.3%
2281020304		1	<div></div> 0.3%
2301070905		1	<div></div> 0.3%
2321010406		1	<div></div> 0.3%
2322030405		1	<div></div> 0.3%
3021010215		1	<div></div> 0.3%
3022010508		1	<div></div> 0.3%
3022010708		1	<div></div> 0.3%
3022030205		1	<div></div> 0.3%
3022040505		1	<div></div> 0.3%
3022050502		1	<div></div> 0.3%
3032010205		1	<div></div> 0.3%
3032020706		1	<div></div> 0.3%
3032040506		1	<div></div> 0.3%
3034020408		1	<div></div> 0.3%
3034040102		1	<div></div> 0.3%
3034040304		1	<div></div> 0.3%
3034050711		1	<div></div> 0.3%
3035030411		1	<div></div> 0.3%
3035040205		1	<div></div> 0.3%
3041020101		1	<div></div> 0.3%
3042040105		1	<div></div> 0.3%
3042040201		1	<div></div> 0.3%
3043010404		1	<div></div> 0.3%
3051020803		1	<div></div> 0.3%
3061020306		1	<div></div> 0.3%

File : CSEC4F

Villagecode: Village code

Value	Label	Cases	Percentage
3061030101		2	<div></div> 0.6%
3061060103		1	<div></div> 0.3%
3071080206		1	<div></div> 0.3%
3071080301		1	<div></div> 0.3%
3072020302		1	<div></div> 0.3%
3081020606		1	<div></div> 0.3%
3091020502		1	<div></div> 0.3%
3091030501		1	<div></div> 0.3%
3092040606		1	<div></div> 0.3%
3101020203		1	<div></div> 0.3%
3102060309		1	<div></div> 0.3%
3102060408		1	<div></div> 0.3%
3102070603		1	<div></div> 0.3%
3111030202		2	<div></div> 0.6%
3113020101		1	<div></div> 0.3%
3121050202		1	<div></div> 0.3%
3131020505		1	<div></div> 0.3%
3131040312		1	<div></div> 0.3%
3141030403		1	<div></div> 0.3%
3171010102		1	<div></div> 0.3%
3171020201		1	<div></div> 0.3%
3171060512		1	<div></div> 0.3%
3181030204		2	<div></div> 0.6%
3181070501		1	<div></div> 0.3%
3181140207		1	<div></div> 0.3%
3191030304		1	<div></div> 0.3%
3191050803		1	<div></div> 0.3%
3191070202		1	<div></div> 0.3%
3201030323		1	<div></div> 0.3%
3201080801		1	<div></div> 0.3%
3211030405		1	<div></div> 0.3%
3211050502		1	<div></div> 0.3%
3211060105		1	<div></div> 0.3%
3211070617		1	<div></div> 0.3%
3221080206		1	<div></div> 0.3%
3221110412		1	<div></div> 0.3%
3231040301		1	<div></div> 0.3%
3231060409		1	<div></div> 0.3%
3231070104		1	<div></div> 0.3%
3231080204		1	<div></div> 0.3%
3251010205		1	<div></div> 0.3%
3251030508		1	<div></div> 0.3%
3251030601		1	<div></div> 0.3%

File : CSEC4F

Villagecode: Village code

Value	Label	Cases	Percentage
3251030602		1	0.3%
3271030305		1	0.3%
3291060206		1	0.3%
3301070101		1	0.3%
3301070303		1	0.3%
3301100102		1	0.3%
4022070507		1	0.3%
4022080505		1	0.3%
4031010202		1	0.3%
4031050502		1	0.3%
4032010205		1	0.3%
4032050403		1	0.3%
4033010412		1	0.3%
4041020302		1	0.3%
4042070409		1	0.3%
4044030303		1	0.3%
4051040205		1	0.3%
4052080304		1	0.3%
4052110310		1	0.3%
4053010409		1	0.3%
4053020304		1	0.3%
4061080401		1	0.3%
4062010203		1	0.3%
4062100306		1	0.3%
4062120102		1	0.3%
4063030706		1	0.3%
4072020402		1	0.3%
4072050104		1	0.3%
4073030305		1	0.3%
4073060419		1	0.3%
4081020104		1	0.3%
4081120206		1	0.3%
4081130406		1	0.3%
4091010401		1	0.3%
4092030509		1	0.3%
4093010304		1	0.3%
4101020405		1	0.3%
4101050204		1	0.3%
4102010106		1	0.3%
4102010107		1	0.3%
4103030601		1	0.3%
4111030105		1	0.3%
4112030202		1	0.3%

File : CSEC4F

Villagecode: Village code

Value	Label	Cases	Percentage
4113020204		1	0.3%
4113040203		1	0.3%
4114020204		1	0.3%
4114030308		1	0.3%
4121030414		1	0.3%
4122010704		1	0.3%
4122030405		1	0.3%
4141160106		1	0.3%
4151050204		1	0.3%
4151060812		1	0.3%
4151100404		1	0.3%
4151140703		1	0.3%
4171010109		1	0.3%
4171020103		1	0.3%
4171040107		1	0.3%
4171050107		1	0.3%
4171100404		1	0.3%
4171140402		1	0.3%
4181040301		1	0.3%
4182010203		1	0.3%
4182020104		1	0.3%
4182090702		1	0.3%
4192040205		1	0.3%
4201070403		1	0.3%
4201080309		1	0.3%
4211080107		1	0.3%
4221020401		1	0.3%
4231090509		1	0.3%
4261040201		1	0.3%

Warning: these figures indicate the number of cases found in the data file. They cannot be interpreted as summary statistics of the population of interest.

c4fq64: Do patients have to bring any Syringes/ needles?

Information	[Type= discrete] [Format=numeric] [Range= 1-4] [Missing=*]
Statistics [NW/ W]	[Valid=258 /-] [Invalid=50 /-]

Value	Label	Cases	Percentage
1	Yes, always	3	1.2%
2	Yes, when item is out of stock	96	37.2%
3	No	158	61.2%
4	Not applicable	1	0.4%
Sysmiss		50	

Warning: these figures indicate the number of cases found in the data file. They cannot be interpreted as summary statistics of the population of interest.

c4fq65: Do patients have to bring any Drip/IV fluids?

Information	[Type= discrete] [Format=numeric] [Range= 1-4] [Missing=*]
-------------	--

File : CSEC4F

c4fq65: Do patients have to bring any Drip/IV fluids?

Statistics [NW/ W] [Valid=258 /-] [Invalid=50 /-]

Value	Label	Cases	Percentage
1	Yes, always	7	<div><div></div></div> 2.7%
2	Yes, when item is out of stock	82	<div><div></div></div> 31.8%
3	No	159	<div><div></div></div> 61.6%
4	Not applicable	10	<div><div></div></div> 3.9%
Sysmiss		50	

Warning: these figures indicate the number of cases found in the data file. They cannot be interpreted as summary statistics of the population of interest.

c4fq66: Do patients have to bring any Gloves?

Information [Type= discrete] [Format=numeric] [Range= 1-4] [Missing=*]

Statistics [NW/ W] [Valid=258 /-] [Invalid=50 /-]

Value	Label	Cases	Percentage
1	Yes, always	2	<div><div></div></div> 0.8%
2	Yes, when item is out of stock	63	<div><div></div></div> 24.4%
3	No	192	<div><div></div></div> 74.4%
4	Not applicable	1	<div><div></div></div> 0.4%
Sysmiss		50	

Warning: these figures indicate the number of cases found in the data file. They cannot be interpreted as summary statistics of the population of interest.

c4fq67: Do patients have to bring any Exercise books for writing prescriptions?

Information [Type= discrete] [Format=numeric] [Range= 1-4] [Missing=*]

Statistics [NW/ W] [Valid=258 /-] [Invalid=50 /-]

Value	Label	Cases	Percentage
1	Yes, always	183	<div><div></div></div> 70.9%
2	Yes, when item is out of stock	29	<div><div></div></div> 11.2%
3	No	45	<div><div></div></div> 17.4%
4	Not applicable	1	<div><div></div></div> 0.4%
Sysmiss		50	

Warning: these figures indicate the number of cases found in the data file. They cannot be interpreted as summary statistics of the population of interest.

c4fq68: Do patients have to bring any Cotton wool

Information [Type= discrete] [Format=numeric] [Range= 1-4] [Missing=*]

Statistics [NW/ W] [Valid=258 /-] [Invalid=50 /-]

Value	Label	Cases	Percentage
1	Yes, always	3	<div><div></div></div> 1.2%
2	Yes, when item is out of stock	24	<div><div></div></div> 9.3%
3	No	227	<div><div></div></div> 88.0%
4	Not applicable	4	<div><div></div></div> 1.6%
Sysmiss		50	

Warning: these figures indicate the number of cases found in the data file. They cannot be interpreted as summary statistics of the population of interest.

c4fq69: Do patients have to bring any Paraffin?

Information [Type= discrete] [Format=numeric] [Range= 1-4] [Missing=*]

Statistics [NW/ W] [Valid=258 /-] [Invalid=50 /-]

File : CSEC4F

c4fq69: Do patients have to bring any Paraffin?

Value	Label	Cases	Percentage
1	Yes, always	8	<div><div></div></div> 3.1%
2	Yes, when item is out of stock	22	<div><div></div></div> 8.5%
3	No	188	<div><div></div></div> 72.9%
4	Not applicable	40	<div><div></div></div> 15.5%
Sysmiss		50	

Warning: these figures indicate the number of cases found in the data file. They cannot be interpreted as summary statistics of the population of interest.

c4fq70: Do patients have to bring any Soap?

Information	[Type= discrete] [Format=numeric] [Range= 1-4] [Missing=*]
Statistics [NW/ W]	[Valid=258 /-] [Invalid=50 /-]

Value	Label	Cases	Percentage
1	Yes, always	12	<div><div></div></div> 4.7%
2	Yes, when item is out of stock	12	<div><div></div></div> 4.7%
3	No	211	<div><div></div></div> 81.8%
4	Not applicable	23	<div><div></div></div> 8.9%
Sysmiss		50	

Warning: these figures indicate the number of cases found in the data file. They cannot be interpreted as summary statistics of the population of interest.

c4fq71: Do patients have to bring any Medicines e.g ergometrin

Information	[Type= discrete] [Format=numeric] [Range= 1-4] [Missing=*]
Statistics [NW/ W]	[Valid=258 /-] [Invalid=50 /-]

Value	Label	Cases	Percentage
1	Yes, always	2	<div><div></div></div> 0.8%
2	Yes, when item is out of stock	53	<div><div></div></div> 20.5%
3	No	177	<div><div></div></div> 68.6%
4	Not applicable	26	<div><div></div></div> 10.1%
Sysmiss		50	

Warning: these figures indicate the number of cases found in the data file. They cannot be interpreted as summary statistics of the population of interest.

c4fq72: Do patients have to bring any other items for a visit to the health facility, in

Information	[Type= discrete] [Format=numeric] [Range= 1-4] [Missing=*]
Statistics [NW/ W]	[Valid=258 /-] [Invalid=50 /-]

Value	Label	Cases	Percentage
1	Yes, always	6	<div><div></div></div> 2.3%
2	Yes, when item is out of stock	16	<div><div></div></div> 6.2%
3	No	206	<div><div></div></div> 79.8%
4	Not applicable	30	<div><div></div></div> 11.6%
Sysmiss		50	

Warning: these figures indicate the number of cases found in the data file. They cannot be interpreted as summary statistics of the population of interest.

c4fq72_other: Any other items (specify)?

Information	[Type= discrete] [Format=character] [Missing=*]
Statistics [NW/ W]	[Valid=22 /-] [Invalid=0 /-]

File : CSEC4F

c4fq72_other: Any other items (specify)?

Value	Label	Cases	Percentage
Antiulcer drugs		1	<div></div> 4.5%
BEDDINGS FOR THE IN-PATIENTS		1	<div></div> 4.5%
BEDDINGS FOR THOSE ON ADMISSION		1	<div></div> 4.5%
Bedsheets		1	<div></div> 4.5%
CANDLES / TORCES / TADOBA		1	<div></div> 4.5%
CANUARERS		1	<div></div> 4.5%
CANULARS		2	<div></div> 9.1%
Cannulars		1	<div></div> 4.5%
Canulars		1	<div></div> 4.5%
HYDROCORTIS		1	<div></div> 4.5%
Maama Kit		1	<div></div> 4.5%
PLASTER		1	<div></div> 4.5%
QUININE TABLETS		1	<div></div> 4.5%
SURGICAL BLADES		2	<div></div> 9.1%
Water		1	<div></div> 4.5%
bed sheets		1	<div></div> 4.5%
plaster		1	<div></div> 4.5%
quinine		1	<div></div> 4.5%
rectal artseinate		1	<div></div> 4.5%
water		1	<div></div> 4.5%

Warning: these figures indicate the number of cases found in the data file. They cannot be interpreted as summary statistics of the population of interest.

c4fq73: Any other items (specify)?

Information	[Type= discrete] [Format=numeric] [Range= 1-4] [Missing=*]
Statistics [NW/ W]	[Valid=22 /-] [Invalid=286 /-]

Value	Label	Cases	Percentage
1	Yes, always	4	<div></div> 18.2%
2	Yes, when item is out of stock	3	<div></div> 13.6%
3	No	14	<div></div> 63.6%
4	Not applicable	1	<div></div> 4.5%
Sysmiss		286	

Warning: these figures indicate the number of cases found in the data file. They cannot be interpreted as summary statistics of the population of interest.

c4fq73_other: Any other items (specify)?

Information	[Type= discrete] [Format=character] [Missing=*]
Statistics [NW/ W]	[Valid=7 /-] [Invalid=0 /-]

Value	Label	Cases	Percentage
Beds		1	<div></div> 14.3%

File : CSEC4F

c4fq73_other: Any other items (specify)?

Value	Label	Cases	Percentage
EXPEN		1	<div></div> 14.3%
Food		1	<div></div> 14.3%
SURGICAL BLADES		2	<div></div> 28.6%
food for patients		1	<div></div> 14.3%
quinene injectible		1	<div></div> 14.3%

Warning: these figures indicate the number of cases found in the data file. They cannot be interpreted as summary statistics of the population of interest.

Health_Response: Health Response Status

Information	[Type= discrete] [Format=numeric] [Range= 1-3] [Missing=*]
Statistics [NW/ W]	[Valid=282 /-] [Invalid=26 /-]

Value	Label	Cases	Percentage
1	Completed	207	<div></div> 73.4%
2	Partially Done	22	<div></div> 7.8%
3	Not Done	53	<div></div> 18.8%
Sysmiss		26	

Warning: these figures indicate the number of cases found in the data file. They cannot be interpreted as summary statistics of the population of interest.

Reason_Health_Not_Done: Reason Health not done:

Information	[Type= discrete] [Format=character] [Missing=*]
Statistics [NW/ W]	[Valid=50 /-] [Invalid=0 /-]

Value	Label	Cases	Percentage
Available facility is a hospital NAGURU		1	<div></div> 2.0%
FACILITY MAINLY USED IS HOSPITAL		1	<div></div> 2.0%
Facility not open. Staff absenteeism.		1	<div></div> 2.0%
HEALTH CENTRE DEMOLISHED FOR RENOVATION		1	<div></div> 2.0%
HEALTH WORK NOT FOUND TO BE DONE DURING THE 2nd VISIT		1	<div></div> 2.0%
Hospital		1	<div></div> 2.0%
Hospital Level		1	<div></div> 2.0%
Hospital is most common Facility		1	<div></div> 2.0%
Hospital level		1	<div></div> 2.0%
IN CHARGE & ASSISTANT		1	<div></div> 2.0%

File : CSEC4F

Reason_Health_Not_Done: Reason Health not done:

Value	Label	Cases	Percentage
IN WORKSOP FOR A WEEK. TO BE DONE DURING SECOND VISIST			
IN CHARGE NOT AROUND TO BE CAPTURED DURING 2nd VISIT		1	<div><div></div></div> 2.0%
INCHARGE HAD GONE TO THE REFUGEE CAMP FOR A MEETING		1	<div><div></div></div> 2.0%
INCHARGE NEEDED AN INTRODUCTOR LETTER FROM THE DISTRICT HEALTH OFFFICER		1	<div><div></div></div> 2.0%
INCHARGE NOT AROUND & OTHERS WERE TOO BUSY TO ATTEND TO ME		1	<div><div></div></div> 2.0%
Main facility is a Hospital		1	<div><div></div></div> 2.0%
NO BODY WAS AT THE HEALTH CENTER/ IT WAS LOCKED FOR THE THREE DAS WE WERE IN THE EA		1	<div><div></div></div> 2.0%
NOT DONE, ITS A WEEKEND		1	<div><div></div></div> 2.0%
Not there. Go to mainland at different locations		1	<div><div></div></div> 2.0%
Refferal Hospital		3	<div><div></div></div> 6.0%
Refferal hospital		1	<div><div></div></div> 2.0%
THE COMMUNITY MAINLY USES LUBAGA HOSPITAL		1	<div><div></div></div> 2.0%
THE COMMUNITY		1	<div><div></div></div> 2.0%

File : CSEC4F

Reason_Health_Not_Done: Reason Health not done:

Value	Label	Cases	Percentage
MEMBERS ACCESS THEIR TREATMENT FROM NAGURU HOSPITAL			
THE COMMUNITY USE MASINDI HOSPITAL		1	<div></div> 2.0%
THE COMMUNITY USE KAGADI HOSPITAL		1	<div></div> 2.0%
THE COMMUNITY USES A HOSPITAL		1	<div></div> 2.0%
THE COMMUNITY USES THE HOSPITAL		1	<div></div> 2.0%
THE COMMUNITY USES THE HOSPITAL HENCE NOT DATA IS COLLECTED FROM .		1	<div></div> 2.0%
THE ONE RESPONSIBLE FOR ANSWERING WASNT PRESENT. WILL DO IT NEXT VISIT		1	<div></div> 2.0%
THEY HAD ALL GONE FOR OUTREACH(THEY ARE ONLY TWO)		1	<div></div> 2.0%
THEY USE A PRIVATE HOSPITAL & P7 PUPILS HAD ALREADY LEFT SCHOOL.		1	<div></div> 2.0%
THEY USE NAGURU HOSPITAL		1	<div></div> 2.0%
The Community uses the Referral Hospital		1	<div></div> 2.0%

File : CSEC4F

Reason_Health_Not_Done: Reason Health not done:

Value	Label	Cases	Percentage
The community members mainly go to Entebbe hospital		1	<div><div></div></div> 2.0%
They use a hospital called buloba st. francis hospital		1	<div><div></div></div> 2.0%
They use the main Hospital KAYUNGA HOSPITAL		1	<div><div></div></div> 2.0%
WEEKEND		1	<div><div></div></div> 2.0%
data collected by another team in trip 1		1	<div><div></div></div> 2.0%
done by another team in trip 1		1	<div><div></div></div> 2.0%
it"s a gorvenment hospital (st francis buluba hospital)		1	<div><div></div></div> 2.0%
no health centre at the island		1	<div><div></div></div> 2.0%
staff gone on outreach		2	<div><div></div></div> 4.0%
the community now uses Mulago Hospital after the HC has been demolished for renovation		1	<div><div></div></div> 2.0%
the community uses Naguru Hospital		1	<div><div></div></div> 2.0%
the community uses a private hospital		1	<div><div></div></div> 2.0%
they mainly use Nsambya hospital		1	<div><div></div></div> 2.0%
they use a gov"t hospital (kamuli hospital)		1	<div><div></div></div> 2.0%
weekend		1	<div><div></div></div> 2.0%

Warning: these figures indicate the number of cases found in the data file. They cannot be interpreted as summary statistics of the population of interest.

File : CSEC4G

District_Name: District name

Information [Type= discrete] [Format=numeric] [Range= 101-426] [Missing=*]

Statistics [NW/ W] [Valid=315 /-] [Invalid=0 /-]

Value	Label	Cases	Percentage
101		1	0.3%
102		30	9.5%
103		1	0.3%
104		4	1.3%
105		1	0.3%
106		3	1.0%
107		5	1.6%
108		4	1.3%
110		7	2.2%
111		3	1.0%
112		4	1.3%
113		12	3.8%
115		6	1.9%
116		1	0.3%
117		4	1.3%
118		1	0.3%
119		1	0.3%
120		1	0.3%
122		3	1.0%
123		1	0.3%
124		5	1.6%
201		5	1.6%
203		3	1.0%
204		6	1.9%
205		1	0.3%
207		1	0.3%
208		4	1.3%
209		2	0.6%
210		4	1.3%
211		3	1.0%
212		5	1.6%
214		9	2.9%
215		3	1.0%
216		2	0.6%
218		2	0.6%
219		5	1.6%
221		2	0.6%
222		1	0.3%
223		7	2.2%
224		1	0.3%
225		2	0.6%

File : CSEC4G

District_Name: District name

Value	Label	Cases	Percentage
226		4	1.3%
228		1	0.3%
230		1	0.3%
232		2	0.6%
302		6	1.9%
303		9	2.9%
304		4	1.3%
305		1	0.3%
306		6	1.9%
307		3	1.0%
308		1	0.3%
309		3	1.0%
310		4	1.3%
311		3	1.0%
312		1	0.3%
313		2	0.6%
314		1	0.3%
317		3	1.0%
318		4	1.3%
319		3	1.0%
320		2	0.6%
321		4	1.3%
322		2	0.6%
323		4	1.3%
325		4	1.3%
327		1	0.3%
329		1	0.3%
330		3	1.0%
402		2	0.6%
403		5	1.6%
404		3	1.0%
405		5	1.6%
406		5	1.6%
407		4	1.3%
408		3	1.0%
409		3	1.0%
410		5	1.6%
411		6	1.9%
412		3	1.0%
414		1	0.3%
415		4	1.3%
417		6	1.9%
418		4	1.3%

File : CSEC4G

District_Name: District name

Value	Label	Cases	Percentage
419		1	<div><div></div></div> 0.3%
420		2	<div><div></div></div> 0.6%
421		1	<div><div></div></div> 0.3%
422		1	<div><div></div></div> 0.3%
423		1	<div><div></div></div> 0.3%
426		1	<div><div></div></div> 0.3%

Warning: these figures indicate the number of cases found in the data file. They cannot be interpreted as summary statistics of the population of interest.

SubCounty: Sub-county/division/town council

Information	[Type= discrete] [Format=numeric] [Range= 101204-426104] [Missing=*]
Statistics [NW/ W]	[Valid=315 /-] [Invalid=0 /-]

Value	Label	Cases	Percentage
101204		1	<div><div></div></div> 0.3%
102101		2	<div><div></div></div> 0.6%
102102		4	<div><div></div></div> 1.3%
102103		10	<div><div></div></div> 3.2%
102104		6	<div><div></div></div> 1.9%
102105		8	<div><div></div></div> 2.5%
103105		1	<div><div></div></div> 0.3%
104102		1	<div><div></div></div> 0.3%
104104		1	<div><div></div></div> 0.3%
104105		1	<div><div></div></div> 0.3%
104208		1	<div><div></div></div> 0.3%
105105		1	<div><div></div></div> 0.3%
106101		2	<div><div></div></div> 0.6%
106106		1	<div><div></div></div> 0.3%
107105		2	<div><div></div></div> 0.6%
107202		1	<div><div></div></div> 0.3%
107302		1	<div><div></div></div> 0.3%
107305		1	<div><div></div></div> 0.3%
108106		1	<div><div></div></div> 0.3%
108301		2	<div><div></div></div> 0.6%
108305		1	<div><div></div></div> 0.3%
110105		1	<div><div></div></div> 0.3%
110203		1	<div><div></div></div> 0.3%
110204		1	<div><div></div></div> 0.3%
110206		1	<div><div></div></div> 0.3%
110207		1	<div><div></div></div> 0.3%
110305		1	<div><div></div></div> 0.3%
110306		1	<div><div></div></div> 0.3%
111102		1	<div><div></div></div> 0.3%
111202		2	<div><div></div></div> 0.6%
112102		1	<div><div></div></div> 0.3%
112104		1	<div><div></div></div> 0.3%

File : CSEC4G

SubCounty: Sub-county/division/town council

Value	Label	Cases	Percentage
112203		1	0.3%
112204		1	0.3%
113105		2	0.6%
113111		1	0.3%
113112		1	0.3%
113113		2	0.6%
113303		3	1.0%
113304		1	0.3%
113306		1	0.3%
113307		1	0.3%
115103		1	0.3%
115104		1	0.3%
115202		1	0.3%
115203		1	0.3%
115205		1	0.3%
115207		1	0.3%
116102		1	0.3%
117103		1	0.3%
117104		1	0.3%
117110		2	0.6%
118101		1	0.3%
119103		1	0.3%
120105		1	0.3%
122102		1	0.3%
122105		1	0.3%
122106		1	0.3%
123108		1	0.3%
124101		1	0.3%
124103		1	0.3%
124104		1	0.3%
124107		1	0.3%
124108		1	0.3%
201106		4	1.3%
201110		1	0.3%
203202		1	0.3%
203301		1	0.3%
203303		1	0.3%
204101		1	0.3%
204102		1	0.3%
204203		1	0.3%
204301		2	0.6%
204302		1	0.3%
205104		1	0.3%

File : CSEC4G

SubCounty: Sub-county/division/town council

Value	Label	Cases	Percentage
207103		1	0.3%
208102		2	0.6%
208104		1	0.3%
208107		1	0.3%
209201		2	0.6%
210205		4	1.3%
211101		1	0.3%
211103		1	0.3%
211106		1	0.3%
212104		1	0.3%
212105		1	0.3%
212202		1	0.3%
212305		1	0.3%
212311		1	0.3%
214101		2	0.6%
214102		1	0.3%
214108		1	0.3%
214113		5	1.6%
215109		1	0.3%
215115		1	0.3%
215120		1	0.3%
216202		2	0.6%
218103		1	0.3%
218115		1	0.3%
219103		5	1.6%
221109		2	0.6%
222106		1	0.3%
223108		1	0.3%
223120		1	0.3%
223121		3	1.0%
223126		1	0.3%
223128		1	0.3%
224105		1	0.3%
225103		1	0.3%
225111		1	0.3%
226101		1	0.3%
226103		2	0.6%
226104		1	0.3%
228102		1	0.3%
230107		1	0.3%
232101		1	0.3%
232203		1	0.3%
302101		1	0.3%












































File : CSEC4G

SubCounty: Sub-county/division/town council

Value	Label	Cases	Percentage
302201		2	0.6%
302203		1	0.3%
302204		1	0.3%
302205		1	0.3%
303201		1	0.3%
303202		1	0.3%
303204		1	0.3%
303402		1	0.3%
303404		2	0.6%
303405		1	0.3%
303503		1	0.3%
303504		1	0.3%
304102		1	0.3%
304204		2	0.6%
304301		1	0.3%
305102		1	0.3%
306102		1	0.3%
306103		4	1.3%
306106		1	0.3%
307108		2	0.6%
307202		1	0.3%
308102		1	0.3%
309102		1	0.3%
309103		1	0.3%
309204		1	0.3%
310102		1	0.3%
310206		2	0.6%
310207		1	0.3%
311103		2	0.6%
311302		1	0.3%
312105		1	0.3%
313102		1	0.3%
313104		1	0.3%
314103		1	0.3%
317101		1	0.3%
317102		1	0.3%
317106		1	0.3%
318103		2	0.6%
318107		1	0.3%
318114		1	0.3%
319103		1	0.3%
319105		1	0.3%
319107		1	0.3%

File : CSEC4G

SubCounty: Sub-county/division/town council

Value	Label	Cases	Percentage
320103		1	 0.3%
320108		1	 0.3%
321103		1	 0.3%
321105		1	 0.3%
321106		1	 0.3%
321107		1	 0.3%
322108		1	 0.3%
322111		1	 0.3%
323104		1	 0.3%
323106		1	 0.3%
323107		1	 0.3%
323108		1	 0.3%
325101		1	 0.3%
325103		3	 1.0%
327103		1	 0.3%
329106		1	 0.3%
330107		2	 0.6%
330110		1	 0.3%
402207		1	 0.3%
402208		1	 0.3%
403101		1	 0.3%
403105		1	 0.3%
403201		1	 0.3%
403205		1	 0.3%
403301		1	 0.3%
404102		1	 0.3%
404207		1	 0.3%
404403		1	 0.3%
405104		1	 0.3%
405208		1	 0.3%
405211		1	 0.3%
405301		1	 0.3%
405302		1	 0.3%
406108		1	 0.3%
406201		1	 0.3%
406210		1	 0.3%
406212		1	 0.3%
406303		1	 0.3%
407202		1	 0.3%
407205		1	 0.3%
407303		1	 0.3%
407306		1	 0.3%
408102		1	 0.3%

File : CSEC4G

SubCounty: Sub-county/division/town council

Value	Label	Cases	Percentage
408112		1	<div></div> 0.3%
408113		1	<div></div> 0.3%
409101		1	<div></div> 0.3%
409203		1	<div></div> 0.3%
409301		1	<div></div> 0.3%
410102		1	<div></div> 0.3%
410105		1	<div></div> 0.3%
410201		2	<div></div> 0.6%
410303		1	<div></div> 0.3%
411103		1	<div></div> 0.3%
411203		1	<div></div> 0.3%
411302		1	<div></div> 0.3%
411304		1	<div></div> 0.3%
411402		1	<div></div> 0.3%
411403		1	<div></div> 0.3%
412103		1	<div></div> 0.3%
412201		1	<div></div> 0.3%
412203		1	<div></div> 0.3%
414116		1	<div></div> 0.3%
415105		1	<div></div> 0.3%
415106		1	<div></div> 0.3%
415110		1	<div></div> 0.3%
415114		1	<div></div> 0.3%
417101		1	<div></div> 0.3%
417102		1	<div></div> 0.3%
417104		1	<div></div> 0.3%
417105		1	<div></div> 0.3%
417110		1	<div></div> 0.3%
417114		1	<div></div> 0.3%
418104		1	<div></div> 0.3%
418201		1	<div></div> 0.3%
418202		1	<div></div> 0.3%
418209		1	<div></div> 0.3%
419204		1	<div></div> 0.3%
420107		1	<div></div> 0.3%
420108		1	<div></div> 0.3%
421108		1	<div></div> 0.3%
422102		1	<div></div> 0.3%
423109		1	<div></div> 0.3%
426104		1	<div></div> 0.3%

Warning: these figures indicate the number of cases found in the data file. They cannot be interpreted as summary statistics of the population of interest.

Parish: Parish/ward

Information [Type= discrete] [Format=numeric] [Range= 10120402-42610402] [Missing=*]

File : CSEC4G

Parish: Parish/ward

Statistics [NW/ W] [Valid=315 /-] [Invalid=0 /-]

Value	Label	Cases	Percentage
10120402		1	0.3%
10210104		1	0.3%
10210108		1	0.3%
10210202		1	0.3%
10210205		1	0.3%
10210206		1	0.3%
10210208		1	0.3%
10210301		1	0.3%
10210302		1	0.3%
10210304		1	0.3%
10210305		2	0.6%
10210306		1	0.3%
10210308		1	0.3%
10210309		2	0.6%
10210312		1	0.3%
10210401		1	0.3%
10210402		1	0.3%
10210410		1	0.3%
10210411		1	0.3%
10210417		1	0.3%
10210419		1	0.3%
10210501		1	0.3%
10210503		1	0.3%
10210504		2	0.6%
10210510		1	0.3%
10210513		1	0.3%
10210515		1	0.3%
10210518		1	0.3%
10310505		1	0.3%
10410204		1	0.3%
10410403		1	0.3%
10410504		1	0.3%
10420804		1	0.3%
10510502		1	0.3%
10610101		1	0.3%
10610109		1	0.3%
10610606		1	0.3%
10710503		1	0.3%
10710505		1	0.3%
10720206		1	0.3%
10730203		1	0.3%
10730507		1	0.3%

File : CSEC4G

Parish: Parish/ward

Value	Label	Cases	Percentage
10810603		1	0.3%
10830101		1	0.3%
10830105		1	0.3%
10830502		1	0.3%
11010501		1	0.3%
11020306		1	0.3%
11020401		1	0.3%
11020603		1	0.3%
11020704		1	0.3%
11030501		1	0.3%
11030601		1	0.3%
11110201		1	0.3%
11120204		1	0.3%
11120206		1	0.3%
11210203		1	0.3%
11210402		1	0.3%
11220301		1	0.3%
11220403		1	0.3%
11310504		1	0.3%
11310505		1	0.3%
11311102		1	0.3%
11311203		1	0.3%
11311302		1	0.3%
11311306		1	0.3%
11330301		2	0.6%
11330305		1	0.3%
11330403		1	0.3%
11330606		1	0.3%
11330701		1	0.3%
11510302		1	0.3%
11510403		1	0.3%
11520209		1	0.3%
11520307		1	0.3%
11520504		1	0.3%
11520703		1	0.3%
11610205		1	0.3%
11710308		1	0.3%
11710405		1	0.3%
11711003		2	0.6%
11810104		1	0.3%
11910303		1	0.3%
12010502		1	0.3%
12210206		1	0.3%

File : CSEC4G

Parish: Parish/ward

Value	Label	Cases	Percentage
12210502		1	0.3%
12210602		1	0.3%
12310803		1	0.3%
12410106		1	0.3%
12410302		1	0.3%
12410401		1	0.3%
12410701		1	0.3%
12410802		1	0.3%
20110602		4	1.3%
20111009		1	0.3%
20320203		1	0.3%
20330101		1	0.3%
20330304		1	0.3%
20410103		1	0.3%
20410204		1	0.3%
20420301		1	0.3%
20430101		1	0.3%
20430102		1	0.3%
20430205		1	0.3%
20510401		1	0.3%
20710301		1	0.3%
20810214		2	0.6%
20810404		1	0.3%
20810713		1	0.3%
20920101		1	0.3%
20920104		1	0.3%
21020504		4	1.3%
21110105		1	0.3%
21110303		1	0.3%
21110603		1	0.3%
21210403		1	0.3%
21210504		1	0.3%
21220201		1	0.3%
21230502		1	0.3%
21231101		1	0.3%
21410104		1	0.3%
21410106		1	0.3%
21410202		1	0.3%
21410801		1	0.3%
21411301		1	0.3%
21411303		4	1.3%
21510902		1	0.3%
21511502		1	0.3%

File : CSEC4G

Parish: Parish/ward

Value	Label	Cases	Percentage
21512002		1	0.3%
21620203		2	0.6%
21810302		1	0.3%
21811504		1	0.3%
21910313		1	0.3%
21910317		4	1.3%
22110902		1	0.3%
22110905		1	0.3%
22210602		1	0.3%
22310805		1	0.3%
22312002		1	0.3%
22312101		2	0.6%
22312103		1	0.3%
22312601		1	0.3%
22312801		1	0.3%
22410505		1	0.3%
22510304		1	0.3%
22511103		1	0.3%
22610101		1	0.3%
22610302		1	0.3%
22610303		1	0.3%
22610405		1	0.3%
22810203		1	0.3%
23010709		1	0.3%
23210104		1	0.3%
23220304		1	0.3%
30210102		1	0.3%
30220105		1	0.3%
30220107		1	0.3%
30220302		1	0.3%
30220405		1	0.3%
30220505		1	0.3%
30320102		1	0.3%
30320207		1	0.3%
30320405		1	0.3%
30340204		1	0.3%
30340401		1	0.3%
30340403		1	0.3%
30340507		1	0.3%
30350304		1	0.3%
30350402		1	0.3%
30410201		1	0.3%
30420401		1	0.3%

File : CSEC4G

Parish: Parish/ward

Value	Label	Cases	Percentage
30420402		1	0.3%
30430104		1	0.3%
30510208		1	0.3%
30610203		1	0.3%
30610301		4	1.3%
30610601		1	0.3%
30710802		1	0.3%
30710803		1	0.3%
30720203		1	0.3%
30810206		1	0.3%
30910205		1	0.3%
30910305		1	0.3%
30920406		1	0.3%
31010202		1	0.3%
31020603		1	0.3%
31020604		1	0.3%
31020706		1	0.3%
31110302		2	0.6%
31130201		1	0.3%
31210502		1	0.3%
31310205		1	0.3%
31310403		1	0.3%
31410304		1	0.3%
31710101		1	0.3%
31710202		1	0.3%
31710605		1	0.3%
31810302		2	0.6%
31810705		1	0.3%
31811402		1	0.3%
31910303		1	0.3%
31910508		1	0.3%
31910702		1	0.3%
32010303		1	0.3%
32010808		1	0.3%
32110304		1	0.3%
32110505		1	0.3%
32110601		1	0.3%
32110706		1	0.3%
32210802		1	0.3%
32211104		1	0.3%
32310403		1	0.3%
32310604		1	0.3%
32310701		1	0.3%

File : CSEC4G

Parish: Parish/ward

Value	Label	Cases	Percentage
32310802		1	0.3%
32510102		1	0.3%
32510305		1	0.3%
32510306		2	0.6%
32710303		1	0.3%
32910602		1	0.3%
33010701		1	0.3%
33010703		1	0.3%
33011001		1	0.3%
40220705		1	0.3%
40220805		1	0.3%
40310102		1	0.3%
40310505		1	0.3%
40320102		1	0.3%
40320504		1	0.3%
40330104		1	0.3%
40410203		1	0.3%
40420704		1	0.3%
40440303		1	0.3%
40510402		1	0.3%
40520803		1	0.3%
40521103		1	0.3%
40530104		1	0.3%
40530203		1	0.3%
40610804		1	0.3%
40620102		1	0.3%
40621003		1	0.3%
40621201		1	0.3%
40630307		1	0.3%
40720204		1	0.3%
40720501		1	0.3%
40730303		1	0.3%
40730604		1	0.3%
40810201		1	0.3%
40811202		1	0.3%
40811304		1	0.3%
40910104		1	0.3%
40920305		1	0.3%
40930103		1	0.3%
41010204		1	0.3%
41010502		1	0.3%
41020101		2	0.6%
41030306		1	0.3%

File : CSEC4G

Parish: Parish/ward

Value	Label	Cases	Percentage	
41110301		1	<div></div>	0.3%
41120302		1	<div></div>	0.3%
41130202		1	<div></div>	0.3%
41130402		1	<div></div>	0.3%
41140202		1	<div></div>	0.3%
41140303		1	<div></div>	0.3%
41210304		1	<div></div>	0.3%
41220107		1	<div></div>	0.3%
41220304		1	<div></div>	0.3%
41411601		1	<div></div>	0.3%
41510502		1	<div></div>	0.3%
41510608		1	<div></div>	0.3%
41511004		1	<div></div>	0.3%
41511407		1	<div></div>	0.3%
41710101		1	<div></div>	0.3%
41710201		1	<div></div>	0.3%
41710401		1	<div></div>	0.3%
41710501		1	<div></div>	0.3%
41711004		1	<div></div>	0.3%
41711404		1	<div></div>	0.3%
41810403		1	<div></div>	0.3%
41820102		1	<div></div>	0.3%
41820201		1	<div></div>	0.3%
41820907		1	<div></div>	0.3%
41920402		1	<div></div>	0.3%
42010704		1	<div></div>	0.3%
42010803		1	<div></div>	0.3%
42110801		1	<div></div>	0.3%
42210204		1	<div></div>	0.3%
42310905		1	<div></div>	0.3%
42610402		1	<div></div>	0.3%

Warning: these figures indicate the number of cases found in the data file. They cannot be interpreted as summary statistics of the population of interest.

Villagecode: Village code

Information	[Type= discrete] [Format=numeric] [Range= 1012040204-4261040201] [Missing=*]			
Statistics [NW/ W]	[Valid=315 +/-] [Invalid=0 +/-]			
Value	Label	Cases	Percentage	
1012040204		1	<div></div>	0.3%
1021010402		1	<div></div>	0.3%
1021010802		1	<div></div>	0.3%
1021020205		1	<div></div>	0.3%
1021020504		1	<div></div>	0.3%
1021020601		1	<div></div>	0.3%
1021020805		1	<div></div>	0.3%

File : CSEC4G

Villagecode: Village code

Value	Label	Cases	Percentage
1021030109		1	0.3%
1021030203		1	0.3%
1021030412		1	0.3%
1021030504		1	0.3%
1021030509		1	0.3%
1021030606		1	0.3%
1021030803		1	0.3%
1021030904		2	0.6%
1021031208		1	0.3%
1021040102		1	0.3%
1021040203		1	0.3%
1021041002		1	0.3%
1021041118		1	0.3%
1021041701		1	0.3%
1021041903		1	0.3%
1021050106		1	0.3%
1021050307		1	0.3%
1021050405		2	0.6%
1021051004		1	0.3%
1021051305		1	0.3%
1021051506		1	0.3%
1021051832		1	0.3%
1031050505		1	0.3%
1041020405		1	0.3%
1041040304		1	0.3%
1041050403		1	0.3%
1042080404		1	0.3%
1051050201		1	0.3%
1061010108		1	0.3%
1061010902		1	0.3%
1061060602		1	0.3%
1071050302		1	0.3%
1071050503		1	0.3%
1072020601		1	0.3%
1073020305		1	0.3%
1073050702		1	0.3%
1081060309		1	0.3%
1083010101		1	0.3%
1083010505		1	0.3%
1083050204		1	0.3%
1101050107		1	0.3%
1102030601		1	0.3%
1102040107		1	0.3%

File : CSEC4G

Villagecode: Village code

Value	Label	Cases	Percentage
1102060309		1	0.3%
1102070403		1	0.3%
1103050102		1	0.3%
1103060102		1	0.3%
1111020105		1	0.3%
1112020403		1	0.3%
1112020618		1	0.3%
1121020302		1	0.3%
1121040209		1	0.3%
1122030104		1	0.3%
1122040303		1	0.3%
1131050402		1	0.3%
1131050505		1	0.3%
1131110205		1	0.3%
1131120307		1	0.3%
1131130204		1	0.3%
1131130602		1	0.3%
1133030101		1	0.3%
1133030109		1	0.3%
1133030504		1	0.3%
1133040308		1	0.3%
1133060601		1	0.3%
1133070102		1	0.3%
1151030204		1	0.3%
1151040307		1	0.3%
1152020907		1	0.3%
1152030702		1	0.3%
1152050405		1	0.3%
1152070306		1	0.3%
1161020501		1	0.3%
1171030802		1	0.3%
1171040504		1	0.3%
1171100309		1	0.3%
1171100312		1	0.3%
1181010407		1	0.3%
1191030304		1	0.3%
1201050202		1	0.3%
1221020604		1	0.3%
1221050203		1	0.3%
1221060206		1	0.3%
1231080303		1	0.3%
1241010603		1	0.3%
1241030216		1	0.3%

File : CSEC4G

Villagecode: Village code

Value	Label	Cases	Percentage
1241040102		1	0.3%
1241070106		1	0.3%
1241080210		1	0.3%
2011060205		4	1.3%
2011100902		1	0.3%
2032020304		1	0.3%
2033010101		1	0.3%
2033030403		1	0.3%
2041010302		1	0.3%
2041020405		1	0.3%
2042030105		1	0.3%
2043010103		1	0.3%
2043010202		1	0.3%
2043020514		1	0.3%
2051040101		1	0.3%
2071030105		1	0.3%
2081021402		2	0.6%
2081040401		1	0.3%
2081071301		1	0.3%
2092010105		1	0.3%
2092010401		1	0.3%
2102050401		4	1.3%
2111010504		1	0.3%
2111030302		1	0.3%
2111060303		1	0.3%
2121040306		1	0.3%
2121050407		1	0.3%
2122020101		1	0.3%
2123050204		1	0.3%
2123110101		1	0.3%
2141010403		1	0.3%
2141010604		1	0.3%
2141020206		1	0.3%
2141080105		1	0.3%
2141130103		1	0.3%
2141130307		4	1.3%
2151090208		1	0.3%
2151150202		1	0.3%
2151200204		1	0.3%
2162020306		2	0.6%
2181030213		1	0.3%
2181150401		1	0.3%
2191031301		1	0.3%

File : CSEC4G

Villagecode: Village code

Value	Label	Cases	Percentage
2191031702		4	<div></div> 1.3%
2211090203		1	<div></div> 0.3%
2211090505		1	<div></div> 0.3%
2221060201		1	<div></div> 0.3%
2231080506		1	<div></div> 0.3%
2231200204		1	<div></div> 0.3%
2231210104		1	<div></div> 0.3%
2231210105		1	<div></div> 0.3%
2231210302		1	<div></div> 0.3%
2231260115		1	<div></div> 0.3%
2231280102		1	<div></div> 0.3%
2241050511		1	<div></div> 0.3%
2251030415		1	<div></div> 0.3%
2251110322		1	<div></div> 0.3%
2261010102		1	<div></div> 0.3%
2261030205		1	<div></div> 0.3%
2261030301		1	<div></div> 0.3%
2261040510		1	<div></div> 0.3%
2281020304		1	<div></div> 0.3%
2301070905		1	<div></div> 0.3%
2321010406		1	<div></div> 0.3%
2322030405		1	<div></div> 0.3%
3021010215		1	<div></div> 0.3%
3022010508		1	<div></div> 0.3%
3022010708		1	<div></div> 0.3%
3022030205		1	<div></div> 0.3%
3022040505		1	<div></div> 0.3%
3022050502		1	<div></div> 0.3%
3032010205		1	<div></div> 0.3%
3032020706		1	<div></div> 0.3%
3032040506		1	<div></div> 0.3%
3034020408		1	<div></div> 0.3%
3034040102		1	<div></div> 0.3%
3034040304		1	<div></div> 0.3%
3034050711		1	<div></div> 0.3%
3035030411		1	<div></div> 0.3%
3035040205		1	<div></div> 0.3%
3041020101		1	<div></div> 0.3%
3042040105		1	<div></div> 0.3%
3042040201		1	<div></div> 0.3%
3043010404		1	<div></div> 0.3%
3051020803		1	<div></div> 0.3%
3061020306		1	<div></div> 0.3%

File : CSEC4G

Villagecode: Village code

Value	Label	Cases	Percentage
3061030101		4	<div></div> 1.3%
3061060103		1	<div></div> 0.3%
3071080206		1	<div></div> 0.3%
3071080301		1	<div></div> 0.3%
3072020302		1	<div></div> 0.3%
3081020606		1	<div></div> 0.3%
3091020502		1	<div></div> 0.3%
3091030501		1	<div></div> 0.3%
3092040606		1	<div></div> 0.3%
3101020203		1	<div></div> 0.3%
3102060309		1	<div></div> 0.3%
3102060408		1	<div></div> 0.3%
3102070603		1	<div></div> 0.3%
3111030202		2	<div></div> 0.6%
3113020101		1	<div></div> 0.3%
3121050202		1	<div></div> 0.3%
3131020505		1	<div></div> 0.3%
3131040312		1	<div></div> 0.3%
3141030403		1	<div></div> 0.3%
3171010102		1	<div></div> 0.3%
3171020201		1	<div></div> 0.3%
3171060512		1	<div></div> 0.3%
3181030204		2	<div></div> 0.6%
3181070501		1	<div></div> 0.3%
3181140207		1	<div></div> 0.3%
3191030304		1	<div></div> 0.3%
3191050803		1	<div></div> 0.3%
3191070202		1	<div></div> 0.3%
3201030323		1	<div></div> 0.3%
3201080801		1	<div></div> 0.3%
3211030405		1	<div></div> 0.3%
3211050502		1	<div></div> 0.3%
3211060105		1	<div></div> 0.3%
3211070617		1	<div></div> 0.3%
3221080206		1	<div></div> 0.3%
3221110412		1	<div></div> 0.3%
3231040301		1	<div></div> 0.3%
3231060409		1	<div></div> 0.3%
3231070104		1	<div></div> 0.3%
3231080204		1	<div></div> 0.3%
3251010205		1	<div></div> 0.3%
3251030508		1	<div></div> 0.3%
3251030601		1	<div></div> 0.3%

File : CSEC4G

Villagecode: Village code

Value	Label	Cases	Percentage
3251030602		1	0.3%
3271030305		1	0.3%
3291060206		1	0.3%
3301070101		1	0.3%
3301070303		1	0.3%
3301100102		1	0.3%
4022070507		1	0.3%
4022080505		1	0.3%
4031010202		1	0.3%
4031050502		1	0.3%
4032010205		1	0.3%
4032050403		1	0.3%
4033010412		1	0.3%
4041020302		1	0.3%
4042070409		1	0.3%
4044030303		1	0.3%
4051040205		1	0.3%
4052080304		1	0.3%
4052110310		1	0.3%
4053010409		1	0.3%
4053020304		1	0.3%
4061080401		1	0.3%
4062010203		1	0.3%
4062100306		1	0.3%
4062120102		1	0.3%
4063030706		1	0.3%
4072020402		1	0.3%
4072050104		1	0.3%
4073030305		1	0.3%
4073060419		1	0.3%
4081020104		1	0.3%
4081120206		1	0.3%
4081130406		1	0.3%
4091010401		1	0.3%
4092030509		1	0.3%
4093010304		1	0.3%
4101020405		1	0.3%
4101050204		1	0.3%
4102010106		1	0.3%
4102010107		1	0.3%
4103030601		1	0.3%
4111030105		1	0.3%
4112030202		1	0.3%

File : CSEC4G

Villagecode: Village code

Value	Label	Cases	Percentage
4113020204		1	0.3%
4113040203		1	0.3%
4114020204		1	0.3%
4114030308		1	0.3%
4121030414		1	0.3%
4122010704		1	0.3%
4122030405		1	0.3%
4141160106		1	0.3%
4151050204		1	0.3%
4151060812		1	0.3%
4151100404		1	0.3%
4151140703		1	0.3%
4171010109		1	0.3%
4171020103		1	0.3%
4171040107		1	0.3%
4171050107		1	0.3%
4171100404		1	0.3%
4171140402		1	0.3%
4181040301		1	0.3%
4182010203		1	0.3%
4182020104		1	0.3%
4182090702		1	0.3%
4192040205		1	0.3%
4201070403		1	0.3%
4201080309		1	0.3%
4211080107		1	0.3%
4221020401		1	0.3%
4231090509		1	0.3%
4261040201		1	0.3%

Warning: these figures indicate the number of cases found in the data file. They cannot be interpreted as summary statistics of the population of interest.

No_Deliveries: No deliveries at this facility

Information	[Type= discrete] [Format=character] [Missing=*]		
Statistics [NW/ W]	[Valid=187 /-] [Invalid=0 /-]		
Value	Label	Cases	Percentage
N		154	82.4%
Y		33	17.6%

Warning: these figures indicate the number of cases found in the data file. They cannot be interpreted as summary statistics of the population of interest.

c4gq74: Gloves

Information	[Type= discrete] [Format=numeric] [Range= 1-4] [Missing=*]		
Statistics [NW/ W]	[Valid=210 /-] [Invalid=105 /-]		
Value	Label	Cases	Percentage
1	Yes, always	25	11.9%

File : CSEC4G

c4gq74: Gloves

Value	Label	Cases	Percentage
2	Yes, when item is out of stock	88	<div><div></div></div> 41.9%
3	No	97	<div><div></div></div> 46.2%
4	Not applicable	0	
Sysmiss		105	

Warning: these figures indicate the number of cases found in the data file. They cannot be interpreted as summary statistics of the population of interest.

c4gq75: Cotton wool

Information	[Type= discrete] [Format=numeric] [Range= 1-4] [Missing=*]
Statistics [NW/ W]	[Valid=210 /-] [Invalid=105 /-]

Value	Label	Cases	Percentage
1	Yes, always	20	<div><div></div></div> 9.5%
2	Yes, when item is out of stock	49	<div><div></div></div> 23.3%
3	No	141	<div><div></div></div> 67.1%
4	Not applicable	0	
Sysmiss		105	

Warning: these figures indicate the number of cases found in the data file. They cannot be interpreted as summary statistics of the population of interest.

c4gq76: bottle of jik?

Information	[Type= discrete] [Format=numeric] [Range= 1-4] [Missing=*]
Statistics [NW/ W]	[Valid=210 /-] [Invalid=105 /-]

Value	Label	Cases	Percentage
1	Yes, always	10	<div><div></div></div> 4.8%
2	Yes, when item is out of stock	27	<div><div></div></div> 12.9%
3	No	172	<div><div></div></div> 81.9%
4	Not applicable	1	<div><div></div></div> 0.5%
Sysmiss		105	

Warning: these figures indicate the number of cases found in the data file. They cannot be interpreted as summary statistics of the population of interest.

c4gq77: Razor blades

Information	[Type= discrete] [Format=numeric] [Range= 1-4] [Missing=*]
Statistics [NW/ W]	[Valid=210 /-] [Invalid=105 /-]

Value	Label	Cases	Percentage
1	Yes, always	46	<div><div></div></div> 21.9%
2	Yes, when item is out of stock	62	<div><div></div></div> 29.5%
3	No	102	<div><div></div></div> 48.6%
4	Not applicable	0	
Sysmiss		105	

Warning: these figures indicate the number of cases found in the data file. They cannot be interpreted as summary statistics of the population of interest.

c4gq78: Plastic sheet

Information	[Type= discrete] [Format=numeric] [Range= 1-4] [Missing=*]
Statistics [NW/ W]	[Valid=210 /-] [Invalid=105 /-]

Value	Label	Cases	Percentage
1	Yes, always	88	<div><div></div></div> 41.9%
2	Yes, when item is out of stock	50	<div><div></div></div> 23.8%

File : CSEC4G

c4gq78: Plastic sheet

Value	Label	Cases	Percentage
3	No	72	<div></div> 34.3%
4	Not applicable	0	
Sysmiss		105	

Warning: these figures indicate the number of cases found in the data file. They cannot be interpreted as summary statistics of the population of interest.

Health_Response: Health Response Status

Information	[Type= discrete] [Format=numeric] [Range= 1-3] [Missing=*]
Statistics [NW/ W]	[Valid=289 /-] [Invalid=26 /-]

Value	Label	Cases	Percentage
1	Completed	213	<div></div> 73.7%
2	Partially Done	22	<div></div> 7.6%
3	Not Done	54	<div></div> 18.7%
Sysmiss		26	

Warning: these figures indicate the number of cases found in the data file. They cannot be interpreted as summary statistics of the population of interest.

Reason_Health_Not_Done: Reason Health not done:

Information	[Type= discrete] [Format=character] [Missing=*]
Statistics [NW/ W]	[Valid=50 /-] [Invalid=0 /-]

Value	Label	Cases	Percentage
Available facility is a hospital NAGURU		1	<div></div> 2.0%
FACILITY MAINLY USED IS HOSPITAL		1	<div></div> 2.0%
Facility not open. Staff absenteeism.		1	<div></div> 2.0%
HEALTH CENTRE DEMOLISHED FOR RENOVATION		1	<div></div> 2.0%
HEALTH WORK NOT FOUND TO BE DONE DURING THE 2nd VISIT		1	<div></div> 2.0%
Hospital		1	<div></div> 2.0%
Hospital Level		1	<div></div> 2.0%
Hospital is most common Facility		1	<div></div> 2.0%
Hospital level		1	<div></div> 2.0%
IN CHARGE & ASSISTANT IN WORKSOP FOR A WEEK. TO BE DONE DURING		1	<div></div> 2.0%

File : CSEC4G

Reason_Health_Not_Done: Reason Health not done:

Value	Label	Cases	Percentage
SECOND VISIST			
IN CHARGE NOT AROUND TO BE CAPTURED DURING 2nd VISIT		1	<div><div></div></div> 2.0%
INCHARGE HAD GONE TO THE REFUGEE CAMP FOR A MEETING		1	<div><div></div></div> 2.0%
INCHARGE NEEDED AN INTRODUCTOR LETTER FROM THE DISTRICT HEALTH OFFFICER		1	<div><div></div></div> 2.0%
INCHARGE NOT AROUND & OTHERS WERE TOO BUSY TO ATTEND TO ME		1	<div><div></div></div> 2.0%
Main facility is a Hospital		1	<div><div></div></div> 2.0%
NO BODY WAS AT THE HEALTH CENTER/ IT WAS LOCKED FOR THE THREE DAS WE WERE IN THE EA		1	<div><div></div></div> 2.0%
NOT DONE, ITS A WEEKEND		1	<div><div></div></div> 2.0%
Not there. Go to mainland at different locations		1	<div><div></div></div> 2.0%
Refferal Hospital		3	<div><div></div></div> 6.0%
Refferal hospital		1	<div><div></div></div> 2.0%
THE COMMUNITY MAINLY USES LUBAGA HOSPITAL		1	<div><div></div></div> 2.0%
THE COMMUNITY MEMBERS ACCESS THEIR TREATMENT		1	<div><div></div></div> 2.0%

File : CSEC4G

Reason_Health_Not_Done: Reason Health not done:

Value	Label	Cases	Percentage
FROM NAGURU HOSPITAL			
THE COMMUNITY USE MASINDI HOSPITAL		1	<div><div></div></div> 2.0%
THE COMMUNITY USE KAGADI HOSPITAL		1	<div><div></div></div> 2.0%
THE COMMUNITY USES A HOSPITAL		1	<div><div></div></div> 2.0%
THE COMMUNITY USES THE HOSPITAL		1	<div><div></div></div> 2.0%
THE COMMUNITY USES THE HOSPITAL HENCE NOT DATA IS COLLECTED FROM .		1	<div><div></div></div> 2.0%
THE ONE RESPONSIBLE FOR ANSWERING WASNT PRESENT. WILL DO IT NEXT VISIT		1	<div><div></div></div> 2.0%
THEY HAD ALL GONE FOR OUTREACH(THEY ARE ONLY TWO)		1	<div><div></div></div> 2.0%
THEY USE A PRIVATE HOSPITAL & P7 PUPILS HAD ALREADY LEFT SCHOOL.		1	<div><div></div></div> 2.0%
THEY USE NAGURU HOSPITAL		1	<div><div></div></div> 2.0%
The Community uses the Referral Hospital		1	<div><div></div></div> 2.0%
The community members mainly go to Entebbe hospital		1	<div><div></div></div> 2.0%

File : CSEC4G

Reason_Health_Not_Done: Reason Health not done:

Value	Label	Cases	Percentage
They use a hospital called buloba st. francis hospital		1	2.0%
They use the main Hospital KAYUNGA HOSPITAL		1	2.0%
WEEKEND		1	2.0%
data collected by another team in trip 1		1	2.0%
done by another team in trip 1		1	2.0%
it's a gorvenment hospital (st francis buluba hospital)		1	2.0%
no health centre at the island		1	2.0%
staff gone on outreach		2	4.0%
the community now uses Mulago Hospital after the HC has been demolished for renovation		1	2.0%
the community uses Naguru Hospital		1	2.0%
the community uses a private hospital		1	2.0%
they mainly use Nsambya hospital		1	2.0%
they use a gov't hospital (kamuli hospital)		1	2.0%
weekend		1	2.0%

Warning: these figures indicate the number of cases found in the data file. They cannot be interpreted as summary statistics of the population of interest.

File : CSEC4H

District_Name: District name

Information [Type= discrete] [Format=numeric] [Range= 101-426] [Missing=*]

Statistics [NW/ W] [Valid=1848 /-] [Invalid=0 /-]

Value	Label	Cases	Percentage
101		1	0.1%
102		85	4.6%
103		1	0.1%
104		24	1.3%
105		4	0.2%
106		18	1.0%
107		15	0.8%
108		24	1.3%
110		38	2.1%
111		18	1.0%
112		17	0.9%
113		51	2.8%
115		36	1.9%
116		6	0.3%
117		14	0.8%
118		6	0.3%
119		6	0.3%
120		1	0.1%
122		18	1.0%
123		6	0.3%
124		26	1.4%
201		37	2.0%
203		25	1.4%
204		60	3.2%
205		1	0.1%
207		6	0.3%
208		36	1.9%
209		13	0.7%
210		24	1.3%
211		16	0.9%
212		60	3.2%
214		39	2.1%
215		33	1.8%
216		12	0.6%
218		24	1.3%
219		18	1.0%
221		24	1.3%
222		6	0.3%
223		64	3.5%
224		12	0.6%
225		21	1.1%

File : CSEC4H

District_Name: District name

Value	Label	Cases	Percentage
226		26	1.4%
228		12	0.6%
230		1	0.1%
232		12	0.6%
302		31	1.7%
303		49	2.7%
304		24	1.3%
305		1	0.1%
306		36	1.9%
307		13	0.7%
308		6	0.3%
309		14	0.8%
310		11	0.6%
311		30	1.6%
312		6	0.3%
313		12	0.6%
314		6	0.3%
317		18	1.0%
318		36	1.9%
319		18	1.0%
320		12	0.6%
321		24	1.3%
322		12	0.6%
323		24	1.3%
325		24	1.3%
327		6	0.3%
329		6	0.3%
330		18	1.0%
402		18	1.0%
403		31	1.7%
404		18	1.0%
405		24	1.3%
406		28	1.5%
407		31	1.7%
408		24	1.3%
409		8	0.4%
410		29	1.6%
411		48	2.6%
412		18	1.0%
414		6	0.3%
415		24	1.3%
417		37	2.0%
418		30	1.6%

File : CSEC4H

District_Name: District name

Value	Label	Cases	Percentage
419		6	<div><div></div></div> 0.3%
420		12	<div><div></div></div> 0.6%
421		6	<div><div></div></div> 0.3%
422		6	<div><div></div></div> 0.3%
423		1	<div><div></div></div> 0.1%
426		9	<div><div></div></div> 0.5%

Warning: these figures indicate the number of cases found in the data file. They cannot be interpreted as summary statistics of the population of interest.

SubCounty: Sub-county/division/town council

Information	[Type= discrete] [Format=numeric] [Range= 101204-426104] [Missing=*]
Statistics [NW/ W]	[Valid=1848 /-] [Invalid=0 /-]

Value	Label	Cases	Percentage
101204		1	<div><div></div></div> 0.1%
102101		8	<div><div></div></div> 0.4%
102102		14	<div><div></div></div> 0.8%
102103		35	<div><div></div></div> 1.9%
102104		16	<div><div></div></div> 0.9%
102105		12	<div><div></div></div> 0.6%
103105		1	<div><div></div></div> 0.1%
104102		6	<div><div></div></div> 0.3%
104104		6	<div><div></div></div> 0.3%
104105		6	<div><div></div></div> 0.3%
104208		6	<div><div></div></div> 0.3%
105105		4	<div><div></div></div> 0.2%
106101		12	<div><div></div></div> 0.6%
106106		6	<div><div></div></div> 0.3%
107105		2	<div><div></div></div> 0.1%
107202		1	<div><div></div></div> 0.1%
107302		6	<div><div></div></div> 0.3%
107305		6	<div><div></div></div> 0.3%
108106		6	<div><div></div></div> 0.3%
108301		12	<div><div></div></div> 0.6%
108305		6	<div><div></div></div> 0.3%
110105		4	<div><div></div></div> 0.2%
110203		6	<div><div></div></div> 0.3%
110204		4	<div><div></div></div> 0.2%
110206		6	<div><div></div></div> 0.3%
110207		6	<div><div></div></div> 0.3%
110305		6	<div><div></div></div> 0.3%
110306		6	<div><div></div></div> 0.3%
111102		6	<div><div></div></div> 0.3%
111202		12	<div><div></div></div> 0.6%
112102		6	<div><div></div></div> 0.3%
112104		6	<div><div></div></div> 0.3%

File : CSEC4H

SubCounty: Sub-county/division/town council

Value	Label	Cases	Percentage
112203		4	0.2%
112204		1	0.1%
113105		12	0.6%
113111		4	0.2%
113112		6	0.3%
113113		5	0.3%
113303		13	0.7%
113304		1	0.1%
113306		6	0.3%
113307		4	0.2%
115103		6	0.3%
115104		6	0.3%
115202		6	0.3%
115203		6	0.3%
115205		6	0.3%
115207		6	0.3%
116102		6	0.3%
117103		1	0.1%
117104		1	0.1%
117110		12	0.6%
118101		6	0.3%
119103		6	0.3%
120105		1	0.1%
122102		6	0.3%
122105		6	0.3%
122106		6	0.3%
123108		6	0.3%
124101		6	0.3%
124103		4	0.2%
124104		6	0.3%
124107		4	0.2%
124108		6	0.3%
201106		24	1.3%
201110		13	0.7%
203202		1	0.1%
203301		12	0.6%
203303		12	0.6%
204101		12	0.6%
204102		9	0.5%
204203		9	0.5%
204301		18	1.0%
204302		12	0.6%
205104		1	0.1%

File : CSEC4H

SubCounty: Sub-county/division/town council

Value	Label	Cases	Percentage
207103		6	0.3%
208102		24	1.3%
208104		6	0.3%
208107		6	0.3%
209201		13	0.7%
210205		24	1.3%
211101		6	0.3%
211103		4	0.2%
211106		6	0.3%
212104		12	0.6%
212105		12	0.6%
212202		12	0.6%
212305		12	0.6%
212311		12	0.6%
214101		2	0.1%
214102		6	0.3%
214108		1	0.1%
214113		30	1.6%
215109		9	0.5%
215115		12	0.6%
215120		12	0.6%
216202		12	0.6%
218103		12	0.6%
218115		12	0.6%
219103		18	1.0%
221109		24	1.3%
222106		6	0.3%
223108		12	0.6%
223120		1	0.1%
223121		36	1.9%
223126		3	0.2%
223128		12	0.6%
224105		12	0.6%
225103		12	0.6%
225111		9	0.5%
226101		1	0.1%
226103		13	0.7%
226104		12	0.6%
228102		12	0.6%
230107		1	0.1%
232101		6	0.3%
232203		6	0.3%
302101		6	0.3%

File : CSEC4H

SubCounty: Sub-county/division/town council

Value	Label	Cases	Percentage
302201		12	0.6%
302203		1	0.1%
302204		6	0.3%
302205		6	0.3%
303201		6	0.3%
303202		6	0.3%
303204		1	0.1%
303402		6	0.3%
303404		12	0.6%
303405		6	0.3%
303503		6	0.3%
303504		6	0.3%
304102		6	0.3%
304204		12	0.6%
304301		6	0.3%
305102		1	0.1%
306102		6	0.3%
306103		24	1.3%
306106		6	0.3%
307108		12	0.6%
307202		1	0.1%
308102		6	0.3%
309102		6	0.3%
309103		4	0.2%
309204		4	0.2%
310102		6	0.3%
310206		4	0.2%
310207		1	0.1%
311103		24	1.3%
311302		6	0.3%
312105		6	0.3%
313102		6	0.3%
313104		6	0.3%
314103		6	0.3%
317101		6	0.3%
317102		6	0.3%
317106		6	0.3%
318103		24	1.3%
318107		6	0.3%
318114		6	0.3%
319103		6	0.3%
319105		6	0.3%
319107		6	0.3%

File : CSEC4H

SubCounty: Sub-county/division/town council

Value	Label	Cases	Percentage
320103		6	<div></div> 0.3%
320108		6	<div></div> 0.3%
321103		6	<div></div> 0.3%
321105		6	<div></div> 0.3%
321106		6	<div></div> 0.3%
321107		6	<div></div> 0.3%
322108		6	<div></div> 0.3%
322111		6	<div></div> 0.3%
323104		6	<div></div> 0.3%
323106		6	<div></div> 0.3%
323107		6	<div></div> 0.3%
323108		6	<div></div> 0.3%
325101		6	<div></div> 0.3%
325103		18	<div></div> 1.0%
327103		6	<div></div> 0.3%
329106		6	<div></div> 0.3%
330107		12	<div></div> 0.6%
330110		6	<div></div> 0.3%
402207		6	<div></div> 0.3%
402208		12	<div></div> 0.6%
403101		6	<div></div> 0.3%
403105		6	<div></div> 0.3%
403201		6	<div></div> 0.3%
403205		12	<div></div> 0.6%
403301		1	<div></div> 0.1%
404102		6	<div></div> 0.3%
404207		6	<div></div> 0.3%
404403		6	<div></div> 0.3%
405104		6	<div></div> 0.3%
405208		3	<div></div> 0.2%
405211		6	<div></div> 0.3%
405301		6	<div></div> 0.3%
405302		3	<div></div> 0.2%
406108		6	<div></div> 0.3%
406201		9	<div></div> 0.5%
406210		6	<div></div> 0.3%
406212		1	<div></div> 0.1%
406303		6	<div></div> 0.3%
407202		6	<div></div> 0.3%
407205		1	<div></div> 0.1%
407303		12	<div></div> 0.6%
407306		12	<div></div> 0.6%
408102		6	<div></div> 0.3%

File : CSEC4H

SubCounty: Sub-county/division/town council

Value	Label	Cases	Percentage
408112		12	0.6%
408113		6	0.3%
409101		1	0.1%
409203		6	0.3%
409301		1	0.1%
410102		12	0.6%
410105		6	0.3%
410201		7	0.4%
410303		4	0.2%
411103		12	0.6%
411203		12	0.6%
411302		6	0.3%
411304		6	0.3%
411402		6	0.3%
411403		6	0.3%
412103		6	0.3%
412201		6	0.3%
412203		6	0.3%
414116		6	0.3%
415105		6	0.3%
415106		6	0.3%
415110		6	0.3%
415114		6	0.3%
417101		6	0.3%
417102		6	0.3%
417104		6	0.3%
417105		1	0.1%
417110		6	0.3%
417114		12	0.6%
418104		6	0.3%
418201		12	0.6%
418202		6	0.3%
418209		6	0.3%
419204		6	0.3%
420107		6	0.3%
420108		6	0.3%
421108		6	0.3%
422102		6	0.3%
423109		1	0.1%
426104		9	0.5%

Warning: these figures indicate the number of cases found in the data file. They cannot be interpreted as summary statistics of the population of interest.

Parish: Parish/ward

Information [Type= discrete] [Format=numeric] [Range= 10120402-42610402] [Missing=*]

File : CSEC4H

Parish: Parish/ward

Statistics [NW/ W] [Valid=1848 /-] [Invalid=0 /-]

Value	Label	Cases	Percentage
10120402		1	0.1%
10210104		4	0.2%
10210108		4	0.2%
10210202		1	0.1%
10210205		1	0.1%
10210206		6	0.3%
10210208		6	0.3%
10210301		1	0.1%
10210302		6	0.3%
10210304		6	0.3%
10210305		7	0.4%
10210306		1	0.1%
10210308		1	0.1%
10210309		12	0.6%
10210312		1	0.1%
10210401		6	0.3%
10210402		1	0.1%
10210410		6	0.3%
10210411		1	0.1%
10210417		1	0.1%
10210419		1	0.1%
10210501		1	0.1%
10210503		1	0.1%
10210504		1	0.1%
10210510		6	0.3%
10210513		1	0.1%
10210515		1	0.1%
10210518		1	0.1%
10310505		1	0.1%
10410204		6	0.3%
10410403		6	0.3%
10410504		6	0.3%
10420804		6	0.3%
10510502		4	0.2%
10610101		6	0.3%
10610109		6	0.3%
10610606		6	0.3%
10710503		1	0.1%
10710505		1	0.1%
10720206		1	0.1%
10730203		6	0.3%
10730507		6	0.3%

File : CSEC4H

Parish: Parish/ward

Value	Label	Cases	Percentage
10810603		6	<div></div> 0.3%
10830101		6	<div></div> 0.3%
10830105		6	<div></div> 0.3%
10830502		6	<div></div> 0.3%
11010501		4	<div></div> 0.2%
11020306		6	<div></div> 0.3%
11020401		4	<div></div> 0.2%
11020603		6	<div></div> 0.3%
11020704		6	<div></div> 0.3%
11030501		6	<div></div> 0.3%
11030601		6	<div></div> 0.3%
11110201		6	<div></div> 0.3%
11120204		6	<div></div> 0.3%
11120206		6	<div></div> 0.3%
11210203		6	<div></div> 0.3%
11210402		6	<div></div> 0.3%
11220301		4	<div></div> 0.2%
11220403		1	<div></div> 0.1%
11310504		6	<div></div> 0.3%
11310505		6	<div></div> 0.3%
11311102		4	<div></div> 0.2%
11311203		6	<div></div> 0.3%
11311302		1	<div></div> 0.1%
11311306		4	<div></div> 0.2%
11330301		7	<div></div> 0.4%
11330305		6	<div></div> 0.3%
11330403		1	<div></div> 0.1%
11330606		6	<div></div> 0.3%
11330701		4	<div></div> 0.2%
11510302		6	<div></div> 0.3%
11510403		6	<div></div> 0.3%
11520209		6	<div></div> 0.3%
11520307		6	<div></div> 0.3%
11520504		6	<div></div> 0.3%
11520703		6	<div></div> 0.3%
11610205		6	<div></div> 0.3%
11710308		1	<div></div> 0.1%
11710405		1	<div></div> 0.1%
11711003		12	<div></div> 0.6%
11810104		6	<div></div> 0.3%
11910303		6	<div></div> 0.3%
12010502		1	<div></div> 0.1%
12210206		6	<div></div> 0.3%

File : CSEC4H

Parish: Parish/ward

Value	Label	Cases	Percentage
12210502		6	0.3%
12210602		6	0.3%
12310803		6	0.3%
12410106		6	0.3%
12410302		4	0.2%
12410401		6	0.3%
12410701		4	0.2%
12410802		6	0.3%
20110602		24	1.3%
20111009		13	0.7%
20320203		1	0.1%
20330101		12	0.6%
20330304		12	0.6%
20410103		12	0.6%
20410204		9	0.5%
20420301		9	0.5%
20430101		6	0.3%
20430102		12	0.6%
20430205		12	0.6%
20510401		1	0.1%
20710301		6	0.3%
20810214		24	1.3%
20810404		6	0.3%
20810713		6	0.3%
20920101		12	0.6%
20920104		1	0.1%
21020504		24	1.3%
21110105		6	0.3%
21110303		4	0.2%
21110603		6	0.3%
21210403		12	0.6%
21210504		12	0.6%
21220201		12	0.6%
21230502		12	0.6%
21231101		12	0.6%
21410104		1	0.1%
21410106		1	0.1%
21410202		6	0.3%
21410801		1	0.1%
21411301		12	0.6%
21411303		18	1.0%
21510902		9	0.5%
21511502		12	0.6%

File : CSEC4H

Parish: Parish/ward

Value	Label	Cases	Percentage
21512002		12	0.6%
21620203		12	0.6%
21810302		12	0.6%
21811504		12	0.6%
21910313		6	0.3%
21910317		12	0.6%
22110902		12	0.6%
22110905		12	0.6%
22210602		6	0.3%
22310805		12	0.6%
22312002		1	0.1%
22312101		24	1.3%
22312103		12	0.6%
22312601		3	0.2%
22312801		12	0.6%
22410505		12	0.6%
22510304		12	0.6%
22511103		9	0.5%
22610101		1	0.1%
22610302		1	0.1%
22610303		12	0.6%
22610405		12	0.6%
22810203		12	0.6%
23010709		1	0.1%
23210104		6	0.3%
23220304		6	0.3%
30210102		6	0.3%
30220105		6	0.3%
30220107		6	0.3%
30220302		1	0.1%
30220405		6	0.3%
30220505		6	0.3%
30320102		6	0.3%
30320207		6	0.3%
30320405		1	0.1%
30340204		6	0.3%
30340401		6	0.3%
30340403		6	0.3%
30340507		6	0.3%
30350304		6	0.3%
30350402		6	0.3%
30410201		6	0.3%
30420401		6	0.3%

File : CSEC4H

Parish: Parish/ward

Value	Label	Cases	Percentage
30420402		6	0.3%
30430104		6	0.3%
30510208		1	0.1%
30610203		6	0.3%
30610301		24	1.3%
30610601		6	0.3%
30710802		6	0.3%
30710803		6	0.3%
30720203		1	0.1%
30810206		6	0.3%
30910205		6	0.3%
30910305		4	0.2%
30920406		4	0.2%
31010202		6	0.3%
31020603		2	0.1%
31020604		2	0.1%
31020706		1	0.1%
31110302		24	1.3%
31130201		6	0.3%
31210502		6	0.3%
31310205		6	0.3%
31310403		6	0.3%
31410304		6	0.3%
31710101		6	0.3%
31710202		6	0.3%
31710605		6	0.3%
31810302		24	1.3%
31810705		6	0.3%
31811402		6	0.3%
31910303		6	0.3%
31910508		6	0.3%
31910702		6	0.3%
32010303		6	0.3%
32010808		6	0.3%
32110304		6	0.3%
32110505		6	0.3%
32110601		6	0.3%
32110706		6	0.3%
32210802		6	0.3%
32211104		6	0.3%
32310403		6	0.3%
32310604		6	0.3%
32310701		6	0.3%

File : CSEC4H

Parish: Parish/ward

Value	Label	Cases	Percentage
32310802		6	0.3%
32510102		6	0.3%
32510305		6	0.3%
32510306		12	0.6%
32710303		6	0.3%
32910602		6	0.3%
33010701		6	0.3%
33010703		6	0.3%
33011001		6	0.3%
40220705		6	0.3%
40220805		12	0.6%
40310102		6	0.3%
40310505		6	0.3%
40320102		6	0.3%
40320504		12	0.6%
40330104		1	0.1%
40410203		6	0.3%
40420704		6	0.3%
40440303		6	0.3%
40510402		6	0.3%
40520803		3	0.2%
40521103		6	0.3%
40530104		6	0.3%
40530203		3	0.2%
40610804		6	0.3%
40620102		9	0.5%
40621003		6	0.3%
40621201		1	0.1%
40630307		6	0.3%
40720204		6	0.3%
40720501		1	0.1%
40730303		12	0.6%
40730604		12	0.6%
40810201		6	0.3%
40811202		12	0.6%
40811304		6	0.3%
40910104		1	0.1%
40920305		6	0.3%
40930103		1	0.1%
41010204		12	0.6%
41010502		6	0.3%
41020101		7	0.4%
41030306		4	0.2%

File : CSEC4H

Parish: Parish/ward

Value	Label	Cases	Percentage
41110301		12	<div><div></div></div> 0.6%
41120302		12	<div><div></div></div> 0.6%
41130202		6	<div><div></div></div> 0.3%
41130402		6	<div><div></div></div> 0.3%
41140202		6	<div><div></div></div> 0.3%
41140303		6	<div><div></div></div> 0.3%
41210304		6	<div><div></div></div> 0.3%
41220107		6	<div><div></div></div> 0.3%
41220304		6	<div><div></div></div> 0.3%
41411601		6	<div><div></div></div> 0.3%
41510502		6	<div><div></div></div> 0.3%
41510608		6	<div><div></div></div> 0.3%
41511004		6	<div><div></div></div> 0.3%
41511407		6	<div><div></div></div> 0.3%
41710101		6	<div><div></div></div> 0.3%
41710201		6	<div><div></div></div> 0.3%
41710401		6	<div><div></div></div> 0.3%
41710501		1	<div><div></div></div> 0.1%
41711004		6	<div><div></div></div> 0.3%
41711404		12	<div><div></div></div> 0.6%
41810403		6	<div><div></div></div> 0.3%
41820102		12	<div><div></div></div> 0.6%
41820201		6	<div><div></div></div> 0.3%
41820907		6	<div><div></div></div> 0.3%
41920402		6	<div><div></div></div> 0.3%
42010704		6	<div><div></div></div> 0.3%
42010803		6	<div><div></div></div> 0.3%
42110801		6	<div><div></div></div> 0.3%
42210204		6	<div><div></div></div> 0.3%
42310905		1	<div><div></div></div> 0.1%
42610402		9	<div><div></div></div> 0.5%

Warning: these figures indicate the number of cases found in the data file. They cannot be interpreted as summary statistics of the population of interest.

Villagecode: Village code

Information	[Type= discrete] [Format=numeric] [Range= 1012040204-4261040201] [Missing=*]		
Statistics [NW/ W]	[Valid=1848 /-] [Invalid=0 /-]		
Value	Label	Cases	Percentage
1012040204		1	<div><div></div></div> 0.1%
1021010402		4	<div><div></div></div> 0.2%
1021010802		4	<div><div></div></div> 0.2%
1021020205		1	<div><div></div></div> 0.1%
1021020504		1	<div><div></div></div> 0.1%
1021020601		6	<div><div></div></div> 0.3%
1021020805		6	<div><div></div></div> 0.3%

File : CSEC4H

Villagecode: Village code

Value	Label	Cases	Percentage
1021030109		1	0.1%
1021030203		6	0.3%
1021030412		6	0.3%
1021030504		6	0.3%
1021030509		1	0.1%
1021030606		1	0.1%
1021030803		1	0.1%
1021030904		12	0.6%
1021031208		1	0.1%
1021040102		6	0.3%
1021040203		1	0.1%
1021041002		6	0.3%
1021041118		1	0.1%
1021041701		1	0.1%
1021041903		1	0.1%
1021050106		1	0.1%
1021050307		1	0.1%
1021050405		1	0.1%
1021051004		6	0.3%
1021051305		1	0.1%
1021051506		1	0.1%
1021051832		1	0.1%
1031050505		1	0.1%
1041020405		6	0.3%
1041040304		6	0.3%
1041050403		6	0.3%
1042080404		6	0.3%
1051050201		4	0.2%
1061010108		6	0.3%
1061010902		6	0.3%
1061060602		6	0.3%
1071050302		1	0.1%
1071050503		1	0.1%
1072020601		1	0.1%
1073020305		6	0.3%
1073050702		6	0.3%
1081060309		6	0.3%
1083010101		6	0.3%
1083010505		6	0.3%
1083050204		6	0.3%
1101050107		4	0.2%
1102030601		6	0.3%
1102040107		4	0.2%

File : CSEC4H

Villagecode: Village code

Value	Label	Cases	Percentage
1102060309		6	0.3%
1102070403		6	0.3%
1103050102		6	0.3%
1103060102		6	0.3%
1111020105		6	0.3%
1112020403		6	0.3%
1112020618		6	0.3%
1121020302		6	0.3%
1121040209		6	0.3%
1122030104		4	0.2%
1122040303		1	0.1%
1131050402		6	0.3%
1131050505		6	0.3%
1131110205		4	0.2%
1131120307		6	0.3%
1131130204		1	0.1%
1131130602		4	0.2%
1133030101		1	0.1%
1133030109		6	0.3%
1133030504		6	0.3%
1133040308		1	0.1%
1133060601		6	0.3%
1133070102		4	0.2%
1151030204		6	0.3%
1151040307		6	0.3%
1152020907		6	0.3%
1152030702		6	0.3%
1152050405		6	0.3%
1152070306		6	0.3%
1161020501		6	0.3%
1171030802		1	0.1%
1171040504		1	0.1%
1171100309		6	0.3%
1171100312		6	0.3%
1181010407		6	0.3%
1191030304		6	0.3%
1201050202		1	0.1%
1221020604		6	0.3%
1221050203		6	0.3%
1221060206		6	0.3%
1231080303		6	0.3%
1241010603		6	0.3%
1241030216		4	0.2%

File : CSEC4H

Villagecode: Village code

Value	Label	Cases	Percentage
1241040102		6	0.3%
1241070106		4	0.2%
1241080210		6	0.3%
2011060205		24	1.3%
2011100902		13	0.7%
2032020304		1	0.1%
2033010101		12	0.6%
2033030403		12	0.6%
2041010302		12	0.6%
2041020405		9	0.5%
2042030105		9	0.5%
2043010103		6	0.3%
2043010202		12	0.6%
2043020514		12	0.6%
2051040101		1	0.1%
2071030105		6	0.3%
2081021402		24	1.3%
2081040401		6	0.3%
2081071301		6	0.3%
2092010105		12	0.6%
2092010401		1	0.1%
2102050401		24	1.3%
2111010504		6	0.3%
2111030302		4	0.2%
2111060303		6	0.3%
2121040306		12	0.6%
2121050407		12	0.6%
2122020101		12	0.6%
2123050204		12	0.6%
2123110101		12	0.6%
2141010403		1	0.1%
2141010604		1	0.1%
2141020206		6	0.3%
2141080105		1	0.1%
2141130103		12	0.6%
2141130307		18	1.0%
2151090208		9	0.5%
2151150202		12	0.6%
2151200204		12	0.6%
2162020306		12	0.6%
2181030213		12	0.6%
2181150401		12	0.6%
2191031301		6	0.3%

File : CSEC4H

Villagecode: Village code

Value	Label	Cases	Percentage
2191031702		12	0.6%
2211090203		12	0.6%
2211090505		12	0.6%
2221060201		6	0.3%
2231080506		12	0.6%
2231200204		1	0.1%
2231210104		12	0.6%
2231210105		12	0.6%
2231210302		12	0.6%
2231260115		3	0.2%
2231280102		12	0.6%
2241050511		12	0.6%
2251030415		12	0.6%
2251110322		9	0.5%
2261010102		1	0.1%
2261030205		1	0.1%
2261030301		12	0.6%
2261040510		12	0.6%
2281020304		12	0.6%
2301070905		1	0.1%
2321010406		6	0.3%
2322030405		6	0.3%
3021010215		6	0.3%
3022010508		6	0.3%
3022010708		6	0.3%
3022030205		1	0.1%
3022040505		6	0.3%
3022050502		6	0.3%
3032010205		6	0.3%
3032020706		6	0.3%
3032040506		1	0.1%
3034020408		6	0.3%
3034040102		6	0.3%
3034040304		6	0.3%
3034050711		6	0.3%
3035030411		6	0.3%
3035040205		6	0.3%
3041020101		6	0.3%
3042040105		6	0.3%
3042040201		6	0.3%
3043010404		6	0.3%
3051020803		1	0.1%
3061020306		6	0.3%

File : CSEC4H

Villagecode: Village code

Value	Label	Cases	Percentage
3061030101		24	<div></div> 1.3%
3061060103		6	<div></div> 0.3%
3071080206		6	<div></div> 0.3%
3071080301		6	<div></div> 0.3%
3072020302		1	<div></div> 0.1%
3081020606		6	<div></div> 0.3%
3091020502		6	<div></div> 0.3%
3091030501		4	<div></div> 0.2%
3092040606		4	<div></div> 0.2%
3101020203		6	<div></div> 0.3%
3102060309		2	<div></div> 0.1%
3102060408		2	<div></div> 0.1%
3102070603		1	<div></div> 0.1%
3111030202		24	<div></div> 1.3%
3113020101		6	<div></div> 0.3%
3121050202		6	<div></div> 0.3%
3131020505		6	<div></div> 0.3%
3131040312		6	<div></div> 0.3%
3141030403		6	<div></div> 0.3%
3171010102		6	<div></div> 0.3%
3171020201		6	<div></div> 0.3%
3171060512		6	<div></div> 0.3%
3181030204		24	<div></div> 1.3%
3181070501		6	<div></div> 0.3%
3181140207		6	<div></div> 0.3%
3191030304		6	<div></div> 0.3%
3191050803		6	<div></div> 0.3%
3191070202		6	<div></div> 0.3%
3201030323		6	<div></div> 0.3%
3201080801		6	<div></div> 0.3%
3211030405		6	<div></div> 0.3%
3211050502		6	<div></div> 0.3%
3211060105		6	<div></div> 0.3%
3211070617		6	<div></div> 0.3%
3221080206		6	<div></div> 0.3%
3221110412		6	<div></div> 0.3%
3231040301		6	<div></div> 0.3%
3231060409		6	<div></div> 0.3%
3231070104		6	<div></div> 0.3%
3231080204		6	<div></div> 0.3%
3251010205		6	<div></div> 0.3%
3251030508		6	<div></div> 0.3%
3251030601		6	<div></div> 0.3%

File : CSEC4H

Villagecode: Village code

Value	Label	Cases	Percentage
3251030602		6	0.3%
3271030305		6	0.3%
3291060206		6	0.3%
3301070101		6	0.3%
3301070303		6	0.3%
3301100102		6	0.3%
4022070507		6	0.3%
4022080505		12	0.6%
4031010202		6	0.3%
4031050502		6	0.3%
4032010205		6	0.3%
4032050403		12	0.6%
4033010412		1	0.1%
4041020302		6	0.3%
4042070409		6	0.3%
4044030303		6	0.3%
4051040205		6	0.3%
4052080304		3	0.2%
4052110310		6	0.3%
4053010409		6	0.3%
4053020304		3	0.2%
4061080401		6	0.3%
4062010203		9	0.5%
4062100306		6	0.3%
4062120102		1	0.1%
4063030706		6	0.3%
4072020402		6	0.3%
4072050104		1	0.1%
4073030305		12	0.6%
4073060419		12	0.6%
4081020104		6	0.3%
4081120206		12	0.6%
4081130406		6	0.3%
4091010401		1	0.1%
4092030509		6	0.3%
4093010304		1	0.1%
4101020405		12	0.6%
4101050204		6	0.3%
4102010106		1	0.1%
4102010107		6	0.3%
4103030601		4	0.2%
4111030105		12	0.6%
4112030202		12	0.6%

File : CSEC4H

Villagecode: Village code

Value	Label	Cases	Percentage
4113020204		6	<div></div> 0.3%
4113040203		6	<div></div> 0.3%
4114020204		6	<div></div> 0.3%
4114030308		6	<div></div> 0.3%
4121030414		6	<div></div> 0.3%
4122010704		6	<div></div> 0.3%
4122030405		6	<div></div> 0.3%
4141160106		6	<div></div> 0.3%
4151050204		6	<div></div> 0.3%
4151060812		6	<div></div> 0.3%
4151100404		6	<div></div> 0.3%
4151140703		6	<div></div> 0.3%
4171010109		6	<div></div> 0.3%
4171020103		6	<div></div> 0.3%
4171040107		6	<div></div> 0.3%
4171050107		1	<div></div> 0.1%
4171100404		6	<div></div> 0.3%
4171140402		12	<div></div> 0.6%
4181040301		6	<div></div> 0.3%
4182010203		12	<div></div> 0.6%
4182020104		6	<div></div> 0.3%
4182090702		6	<div></div> 0.3%
4192040205		6	<div></div> 0.3%
4201070403		6	<div></div> 0.3%
4201080309		6	<div></div> 0.3%
4211080107		6	<div></div> 0.3%
4221020401		6	<div></div> 0.3%
4231090509		1	<div></div> 0.1%
4261040201		9	<div></div> 0.5%

Warning: these figures indicate the number of cases found in the data file. They cannot be interpreted as summary statistics of the population of interest.

HSD_ID: CFHealthHMIS

Information		[Type= discrete] [Format=numeric] [Range= 1-14] [Missing=*]			
Statistics [NW/ W]		[Valid=1798 /-] [Invalid=50 /-]			
Value	Label	Cases	Percentage		
1		263	<div></div>	14.6%	
2		262	<div></div>	14.6%	
3		258	<div></div>	14.3%	
4		254	<div></div>	14.1%	
5		242	<div></div>	13.5%	
6		241	<div></div>	13.4%	
7		50	<div></div>	2.8%	
8		51	<div></div>	2.8%	
9		52	<div></div>	2.9%	

File : CSEC4H

HSD_ID: CFHealthHMIS

Value	Label	Cases	Percentage
10		41	<div></div> 2.3%
11		41	<div></div> 2.3%
12		41	<div></div> 2.3%
13		1	<div></div> 0.1%
14		1	<div></div> 0.1%
Sysmiss		50	

Warning: these figures indicate the number of cases found in the data file. They cannot be interpreted as summary statistics of the population of interest.

C4H_Element: Select Data Element

Information	[Type= discrete] [Format=numeric] [Range= 1-3] [Missing=*]
Statistics [NW/ W]	[Valid=1621 /-] [Invalid=227 /-]

Value	Label	Cases	Percentage
1	OPD	555	<div></div> 34.2%
2	Deliveries in Health Units	518	<div></div> 32.0%
3	DPT 3 Given to Children Under 1yr	548	<div></div> 33.8%
Sysmiss		227	

Warning: these figures indicate the number of cases found in the data file. They cannot be interpreted as summary statistics of the population of interest.

C4H_Month: Record Month

Information	[Type= discrete] [Format=numeric] [Range= 1-4] [Missing=*]
Statistics [NW/ W]	[Valid=1620 /-] [Invalid=228 /-]

Value	Label	Cases	Percentage
1	March	705	<div></div> 43.5%
2	June	683	<div></div> 42.2%
3	August	137	<div></div> 8.5%
4	November	95	<div></div> 5.9%
Sysmiss		228	

Warning: these figures indicate the number of cases found in the data file. They cannot be interpreted as summary statistics of the population of interest.

C4H_Year: Record Year

Information	[Type= discrete] [Format=numeric] [Range= 1-102] [Missing=*]
Statistics [NW/ W]	[Valid=1620 /-] [Invalid=228 /-]

Value	Label	Cases	Percentage
1	2010	0	
2	2011	0	
3	2012	1	<div></div> 0.1%
4	2013	1612	<div></div> 99.5%
5	2014	6	<div></div> 0.4%
6	2015	0	
7	2016	0	
8	2017	0	
9	2018	0	
10	2019	0	
11	2020	1	<div></div> 0.1%

File : CSEC4H

C4H_Year: Record Year

Value	Label	Cases	Percentage
101	2008	0	
102	2009	0	
Sysmiss		228	

Warning: these figures indicate the number of cases found in the data file. They cannot be interpreted as summary statistics of the population of interest.

C4HQ82: HMIS 105 district

Information	[Type= continuous] [Format=numeric] [Range= 0-1175600] [Missing=*]
Statistics [NW/ W]	[Valid=1517 /-] [Invalid=331 /-]

C4HQ83: Database/facility report

Information	[Type= discrete] [Format=character] [Missing=*]
Statistics [NW/ W]	[Valid=1411 /-] [Invalid=0 /-]

Value	Label	Cases	Percentage
-		266	18.9%
0		131	9.3%
01496		1	0.1%
03436		1	0.1%
08		1	0.1%
1		4	0.3%
10		13	0.9%
1007		1	0.1%
1008		1	0.1%
1011		1	0.1%
102		3	0.2%
1024		2	0.1%
103		6	0.4%
1030		2	0.1%
1035		1	0.1%
1037		2	0.1%
104		1	0.1%
1044		1	0.1%
1045		1	0.1%
105		3	0.2%
1052		1	0.1%
1054		1	0.1%
1058		1	0.1%
1067		1	0.1%
1068		1	0.1%
107		1	0.1%
108		1	0.1%
1089		1	0.1%
109		1	0.1%
11		11	0.8%
1110		1	0.1%

File : CSEC4H

C4HQ83: Database/facility report

Value	Label	Cases	Percentage
11195		1	0.1%
1122		2	0.1%
1123		2	0.1%
1126		4	0.3%
1132		1	0.1%
1138		1	0.1%
115		1	0.1%
1158		1	0.1%
116		1	0.1%
1161		1	0.1%
1162		1	0.1%
1171		1	0.1%
117600		1	0.1%
1183		1	0.1%
119		2	0.1%
1191		3	0.2%
1192		1	0.1%
12		8	0.6%
120		1	0.1%
1204		1	0.1%
1207		2	0.1%
1209		1	0.1%
121		1	0.1%
1211		2	0.1%
1215		1	0.1%
1223		1	0.1%
123		1	0.1%
1230		1	0.1%
1231		2	0.1%
1239		1	0.1%
1240		1	0.1%
1242		1	0.1%
125		2	0.1%
1252		1	0.1%
1253		1	0.1%
1256		1	0.1%
1263		1	0.1%
1267		1	0.1%
1268		1	0.1%
1269		1	0.1%
1272		1	0.1%
128		1	0.1%
1282		1	0.1%

File : CSEC4H

C4HQ83: Database/facility report

Value	Label	Cases	Percentage
1298		1	0.1%
13		7	0.5%
1307		1	0.1%
1313		1	0.1%
1314		1	0.1%
132		1	0.1%
133		1	0.1%
1345		1	0.1%
136		1	0.1%
1363		1	0.1%
1364		1	0.1%
1367		1	0.1%
137		2	0.1%
1380		1	0.1%
1382		1	0.1%
1383		1	0.1%
1388		2	0.1%
1392		1	0.1%
1397		1	0.1%
14		6	0.4%
140		2	0.1%
1401		2	0.1%
1402		1	0.1%
1406		1	0.1%
1409		1	0.1%
141		2	0.1%
1412		2	0.1%
1420		1	0.1%
143		4	0.3%
1435		1	0.1%
1438		1	0.1%
1442		1	0.1%
1448		1	0.1%
146		1	0.1%
148		1	0.1%
1486		2	0.1%
1489		1	0.1%
149		1	0.1%
1494		1	0.1%
1497		1	0.1%
1498		1	0.1%
1499		1	0.1%
15		14	1.0%

File : CSEC4H

C4HQ83: Database/facility report

Value	Label	Cases	Percentage
1504		1	0.1%
151		1	0.1%
153		3	0.2%
1544		1	0.1%
1545		1	0.1%
1547		1	0.1%
1556		1	0.1%
1560		1	0.1%
1566		5	0.4%
1571		1	0.1%
1581		1	0.1%
1584		1	0.1%
1589		1	0.1%
1591		2	0.1%
16		10	0.7%
1602		1	0.1%
1619		1	0.1%
162		1	0.1%
1625		1	0.1%
1626		2	0.1%
1631		1	0.1%
1641		1	0.1%
1648		2	0.1%
165		2	0.1%
1651		1	0.1%
1659		1	0.1%
166		2	0.1%
167		2	0.1%
1679		1	0.1%
1688		1	0.1%
1699		5	0.4%
17		8	0.6%
172		3	0.2%
173		1	0.1%
1733		1	0.1%
1738		1	0.1%
1739		1	0.1%
174		1	0.1%
1748		1	0.1%
175		1	0.1%
1753		2	0.1%
1762		1	0.1%
1764		1	0.1%

File : CSEC4H

C4HQ83: Database/facility report

Value	Label	Cases	Percentage
178		4	0.3%
179		1	0.1%
1794		1	0.1%
18		15	1.1%
1806		1	0.1%
1812		1	0.1%
1813		1	0.1%
1820		3	0.2%
1825		3	0.2%
1826		1	0.1%
1830		1	0.1%
1838		1	0.1%
1840		1	0.1%
1857		1	0.1%
1869		1	0.1%
187		2	0.1%
1881		2	0.1%
189		4	0.3%
1893		1	0.1%
19		16	1.1%
190		5	0.4%
1914		1	0.1%
1919		1	0.1%
192		1	0.1%
195		2	0.1%
196		1	0.1%
1967		1	0.1%
197		1	0.1%
1988		1	0.1%
2		5	0.4%
20		16	1.1%
201		1	0.1%
2015		1	0.1%
2059		2	0.1%
21		11	0.8%
2102		1	0.1%
2112		2	0.1%
2121		2	0.1%
2151		1	0.1%
2158		1	0.1%
22		10	0.7%
222		1	0.1%
2234		2	0.1%

File : CSEC4H

C4HQ83: Database/facility report

Value	Label	Cases	Percentage
227		2	0.1%
2294		1	0.1%
23		9	0.6%
2375		1	0.1%
2383		1	0.1%
24		6	0.4%
2400		1	0.1%
2424		1	0.1%
25		12	0.9%
2531		1	0.1%
2573		1	0.1%
2582		1	0.1%
2593		1	0.1%
2599		1	0.1%
26		7	0.5%
260		1	0.1%
2606		2	0.1%
2652		1	0.1%
27		3	0.2%
273		1	0.1%
2747		2	0.1%
279		1	0.1%
28		3	0.2%
282		2	0.1%
29		8	0.6%
290		1	0.1%
2902		2	0.1%
2938		1	0.1%
29954		1	0.1%
3		9	0.6%
30		8	0.6%
31		8	0.6%
318		1	0.1%
32		11	0.8%
33		7	0.5%
3389		2	0.1%
34		11	0.8%
3414		4	0.3%
3436		1	0.1%
3474		1	0.1%
35		1	0.1%
350		1	0.1%
3510		2	0.1%

File : CSEC4H

C4HQ83: Database/facility report

Value	Label	Cases	Percentage
3525		2	0.1%
353		1	0.1%
36		8	0.6%
37		6	0.4%
376		1	0.1%
38		4	0.3%
3898		1	0.1%
39		17	1.2%
4		8	0.6%
40		9	0.6%
400		1	0.1%
404		1	0.1%
407		1	0.1%
408		1	0.1%
41		9	0.6%
415		1	0.1%
416		1	0.1%
419		1	0.1%
42		9	0.6%
425		1	0.1%
4262		1	0.1%
427		1	0.1%
43		5	0.4%
434		1	0.1%
439		1	0.1%
44		3	0.2%
45		7	0.5%
454		1	0.1%
46		11	0.8%
463		1	0.1%
464		1	0.1%
47		7	0.5%
4738		1	0.1%
474		2	0.1%
480		1	0.1%
488		1	0.1%
49		7	0.5%
497		2	0.1%
5		10	0.7%
50		7	0.5%
500		1	0.1%
512		1	0.1%
517		2	0.1%

File : CSEC4H

C4HQ83: Database/facility report

Value	Label	Cases	Percentage
52		2	0.1%
522		1	0.1%
523		1	0.1%
53		8	0.6%
536		1	0.1%
54		8	0.6%
540		1	0.1%
541		1	0.1%
542		1	0.1%
55		3	0.2%
553		5	0.4%
56		3	0.2%
57		1	0.1%
571		1	0.1%
572		1	0.1%
574		1	0.1%
58		1	0.1%
583		1	0.1%
585		2	0.1%
590		4	0.3%
595		2	0.1%
596		1	0.1%
6		11	0.8%
60		2	0.1%
601		4	0.3%
604		1	0.1%
61		8	0.6%
612		1	0.1%
615		1	0.1%
616		1	0.1%
62		6	0.4%
621		1	0.1%
63		3	0.2%
64		1	0.1%
642		2	0.1%
643		1	0.1%
647		1	0.1%
6483		1	0.1%
65		5	0.4%
650		1	0.1%
652		1	0.1%
653		1	0.1%
655		1	0.1%

File : CSEC4H

C4HQ83: Database/facility report

Value	Label	Cases	Percentage
65800		1	0.1%
659		1	0.1%
66		4	0.3%
664		1	0.1%
665		1	0.1%
668		1	0.1%
67		2	0.1%
673		2	0.1%
68		2	0.1%
680		1	0.1%
681		1	0.1%
683		1	0.1%
684		1	0.1%
686		1	0.1%
687		2	0.1%
689		1	0.1%
69		2	0.1%
692		2	0.1%
694		1	0.1%
697		1	0.1%
698		1	0.1%
7		10	0.7%
70		1	0.1%
71		1	0.1%
715		1	0.1%
718		1	0.1%
72		3	0.2%
73		6	0.4%
731		1	0.1%
735		1	0.1%
74		6	0.4%
741		1	0.1%
742		1	0.1%
747		1	0.1%
750		1	0.1%
751		1	0.1%
754		1	0.1%
759		1	0.1%
76		3	0.2%
765		1	0.1%
767		1	0.1%
77		1	0.1%
770		1	0.1%

File : CSEC4H

C4HQ83: Database/facility report

Value	Label	Cases	Percentage
772		1	0.1%
774		1	0.1%
78		2	0.1%
784		1	0.1%
786		1	0.1%
79		1	0.1%
795		1	0.1%
799		1	0.1%
8		11	0.8%
80		3	0.2%
802		1	0.1%
806		1	0.1%
808		1	0.1%
81		2	0.1%
812		1	0.1%
814		1	0.1%
818		1	0.1%
82		5	0.4%
822		1	0.1%
831		1	0.1%
840		1	0.1%
842		1	0.1%
845		1	0.1%
848		1	0.1%
849		2	0.1%
85		2	0.1%
859		1	0.1%
86		5	0.4%
868		1	0.1%
87		1	0.1%
871		6	0.4%
875		1	0.1%
878		1	0.1%
879		1	0.1%
88		3	0.2%
881		1	0.1%
884		3	0.2%
89		1	0.1%
893		1	0.1%
894		1	0.1%
9		11	0.8%
905		2	0.1%
91		4	0.3%

File : CSEC4H

C4HQ83: Database/facility report

Value	Label	Cases	Percentage
922		1	0.1%
924		1	0.1%
927		1	0.1%
932		2	0.1%
935		1	0.1%
936		1	0.1%
939		1	0.1%
94		2	0.1%
949		2	0.1%
96		3	0.2%
963		1	0.1%
968		2	0.1%
97		1	0.1%
971		1	0.1%
974		1	0.1%
98		2	0.1%
982		1	0.1%
986		1	0.1%
987		1	0.1%
992		1	0.1%
994		1	0.1%
995		1	0.1%
996		1	0.1%
997		1	0.1%

Warning: these figures indicate the number of cases found in the data file. They cannot be interpreted as summary statistics of the population of interest.

C4HQ84: Register

Information	[Type= discrete] [Format=character] [Missing=*]		
Statistics [NW/ W]	[Valid=1603 /-] [Invalid=0 /-]		
Value	Label	Cases	Percentage
0		179	<div></div> 11.2%
00		1	<div></div> 0.1%
006		1	<div></div> 0.1%
01		1	<div></div> 0.1%
07		1	<div></div> 0.1%
08		2	<div></div> 0.1%
09		1	<div></div> 0.1%
1		4	<div></div> 0.2%
10		14	<div></div> 0.9%
100		1	<div></div> 0.1%
1006		1	<div></div> 0.1%
1007		1	<div></div> 0.1%
1008		2	<div></div> 0.1%
101		1	<div></div> 0.1%

File : CSEC4H

C4HQ84: Register

Value	Label	Cases	Percentage
1011		1	0.1%
1013		1	0.1%
1016		1	0.1%
1019		1	0.1%
102		3	0.2%
1024		2	0.1%
103		5	0.3%
1030		1	0.1%
1031		1	0.1%
1035		1	0.1%
1037		1	0.1%
104		2	0.1%
1044		1	0.1%
1045		1	0.1%
1046		1	0.1%
1049		1	0.1%
105		3	0.2%
1051		2	0.1%
1052		1	0.1%
1054		1	0.1%
1055		1	0.1%
1057		1	0.1%
1058		1	0.1%
1059		1	0.1%
106		4	0.2%
1060		1	0.1%
1062		1	0.1%
1067		1	0.1%
107		1	0.1%
108		1	0.1%
1086		1	0.1%
109		1	0.1%
1092		1	0.1%
1098		1	0.1%
11		18	1.1%
1110		3	0.2%
1122		2	0.1%
1123		1	0.1%
1126		4	0.2%
1132		1	0.1%
1135		1	0.1%
1138		1	0.1%
115		2	0.1%

File : CSEC4H

C4HQ84: Register

Value	Label	Cases	Percentage
1150		1	0.1%
1158		1	0.1%
116		1	0.1%
1161		2	0.1%
1162		1	0.1%
1164		1	0.1%
1171		1	0.1%
118		3	0.2%
1180500		1	0.1%
1183		1	0.1%
119		1	0.1%
1190		1	0.1%
1191		3	0.2%
1192		1	0.1%
1195		1	0.1%
12		9	0.6%
120		1	0.1%
1204		1	0.1%
121		1	0.1%
1211		1	0.1%
121123345		1	0.1%
1220		1	0.1%
1223		1	0.1%
1225		1	0.1%
123		1	0.1%
1230		1	0.1%
1231		2	0.1%
1235		1	0.1%
1240		1	0.1%
1241		1	0.1%
1243		1	0.1%
1246		1	0.1%
125		2	0.1%
1252		2	0.1%
1256		1	0.1%
1257		1	0.1%
1263		1	0.1%
1267		1	0.1%
1268		1	0.1%
127		2	0.1%
1272		1	0.1%
128		1	0.1%
1282		1	0.1%

File : CSEC4H

C4HQ84: Register

Value	Label	Cases	Percentage
1283		1	0.1%
1288		1	0.1%
1289		1	0.1%
1294		1	0.1%
13		12	0.7%
1300		1	0.1%
1313		1	0.1%
1318		1	0.1%
132		1	0.1%
133		1	0.1%
1343		1	0.1%
1347		1	0.1%
135		1	0.1%
1352		1	0.1%
136		1	0.1%
1363		2	0.1%
1364		1	0.1%
1367		1	0.1%
1368		1	0.1%
1369		1	0.1%
137		1	0.1%
1374		1	0.1%
1380		1	0.1%
1382		1	0.1%
1385		1	0.1%
1386		1	0.1%
1388		1	0.1%
1391		1	0.1%
1392		2	0.1%
1395		1	0.1%
14		18	1.1%
140		2	0.1%
1400		1	0.1%
1404		1	0.1%
1406		1	0.1%
1408		1	0.1%
1409		1	0.1%
1412		2	0.1%
1418		1	0.1%
1423		1	0.1%
1424		1	0.1%
143		4	0.2%
1431		1	0.1%

File : CSEC4H

C4HQ84: Register

Value	Label	Cases	Percentage
1435		1	0.1%
1436		1	0.1%
1438		1	0.1%
1442		1	0.1%
1448		1	0.1%
1455		1	0.1%
146		1	0.1%
1463		2	0.1%
1466		1	0.1%
148		1	0.1%
1485		2	0.1%
1489		1	0.1%
149		1	0.1%
1497		1	0.1%
1498		1	0.1%
15		18	1.1%
1504		1	0.1%
151		2	0.1%
153		3	0.2%
1544		2	0.1%
1545		1	0.1%
1547		1	0.1%
1556		1	0.1%
1560		1	0.1%
1581		1	0.1%
1582		1	0.1%
1584		1	0.1%
1589		1	0.1%
1591		2	0.1%
16		11	0.7%
1602		1	0.1%
162		1	0.1%
1625		1	0.1%
1626		2	0.1%
1628		2	0.1%
1633		1	0.1%
1641		1	0.1%
1648		2	0.1%
165		2	0.1%
1651		1	0.1%
1659		1	0.1%
166		2	0.1%
1662		1	0.1%

File : CSEC4H

C4HQ84: Register

Value	Label	Cases	Percentage
1669		1	0.1%
167		2	0.1%
1675		2	0.1%
1681		1	0.1%
1684		1	0.1%
17		10	0.6%
170		2	0.1%
1704		1	0.1%
1709		1	0.1%
172		3	0.2%
1725		1	0.1%
173		1	0.1%
1738		1	0.1%
1739		1	0.1%
174		1	0.1%
1748		1	0.1%
1749		1	0.1%
175		1	0.1%
1753		2	0.1%
176		1	0.1%
1762		1	0.1%
1764		1	0.1%
1778		1	0.1%
1779		5	0.3%
178		2	0.1%
179		1	0.1%
1790		1	0.1%
1791		1	0.1%
1794		1	0.1%
18		25	1.6%
1812		1	0.1%
1817		1	0.1%
1825		3	0.2%
1826		1	0.1%
1830		1	0.1%
1838		1	0.1%
1840		1	0.1%
1846		1	0.1%
1849		5	0.3%
1862		1	0.1%
1869		1	0.1%
187		4	0.2%
189		4	0.2%

File : CSEC4H

C4HQ84: Register

Value	Label	Cases	Percentage
1893		1	0.1%
1897		1	0.1%
19		24	1.5%
190		6	0.4%
1914		1	0.1%
1919		1	0.1%
192		1	0.1%
193		1	0.1%
195		2	0.1%
196		1	0.1%
197		2	0.1%
1988		1	0.1%
199		1	0.1%
2		11	0.7%
20		21	1.3%
201		1	0.1%
2024		3	0.2%
2032		2	0.1%
2082		1	0.1%
21		11	0.7%
2102		1	0.1%
212		1	0.1%
2148		2	0.1%
215		1	0.1%
2150		1	0.1%
2158		1	0.1%
22		14	0.9%
2207		1	0.1%
2215		1	0.1%
222		1	0.1%
2225		1	0.1%
2240		1	0.1%
2241		1	0.1%
227		2	0.1%
2288		2	0.1%
23		11	0.7%
2375		1	0.1%
24		12	0.7%
2400		2	0.1%
241		1	0.1%
2451		1	0.1%
247		1	0.1%
2492		3	0.2%

File : CSEC4H

C4HQ84: Register

Value	Label	Cases	Percentage
25		16	1.0%
2500		1	0.1%
2531		1	0.1%
254		1	0.1%
2550		2	0.1%
2573		1	0.1%
2582		1	0.1%
2593		1	0.1%
2599		1	0.1%
26		7	0.4%
260		1	0.1%
2606		1	0.1%
2614		1	0.1%
262		1	0.1%
2652		1	0.1%
2658		2	0.1%
2698		1	0.1%
27		7	0.4%
2711		1	0.1%
273		1	0.1%
2730		1	0.1%
2765		1	0.1%
277		1	0.1%
279		1	0.1%
28		7	0.4%
2843		2	0.1%
29		12	0.7%
290		1	0.1%
2902		2	0.1%
3		12	0.7%
30		10	0.6%
3009		1	0.1%
306		1	0.1%
30703		1	0.1%
31		11	0.7%
318		1	0.1%
32		15	0.9%
33		9	0.6%
330		1	0.1%
3389		2	0.1%
34		14	0.9%
3407		2	0.1%
3414		4	0.2%

File : CSEC4H

C4HQ84: Register

Value	Label	Cases	Percentage
343		2	0.1%
3430		1	0.1%
349		1	0.1%
35		3	0.2%
3505		2	0.1%
3525		2	0.1%
356		2	0.1%
357		1	0.1%
358		1	0.1%
36		13	0.8%
362		1	0.1%
364		1	0.1%
3666		1	0.1%
37		12	0.7%
375		1	0.1%
376		1	0.1%
38		6	0.4%
3898		1	0.1%
39		18	1.1%
393		1	0.1%
397		1	0.1%
4		10	0.6%
40		12	0.7%
400		1	0.1%
402		1	0.1%
4040		1	0.1%
407		1	0.1%
408		1	0.1%
41		13	0.8%
413		2	0.1%
416		1	0.1%
419		1	0.1%
42		13	0.8%
425		1	0.1%
426		1	0.1%
4262		2	0.1%
427		1	0.1%
43		7	0.4%
431		1	0.1%
44		4	0.2%
442		1	0.1%
45		8	0.5%
451		1	0.1%

File : CSEC4H

C4HQ84: Register

Value	Label	Cases	Percentage
46		11	<div></div> 0.7%
460		1	<div></div> 0.1%
461		1	<div></div> 0.1%
463		1	<div></div> 0.1%
466		1	<div></div> 0.1%
47		12	<div></div> 0.7%
4712		1	<div></div> 0.1%
474		1	<div></div> 0.1%
48		1	<div></div> 0.1%
480		1	<div></div> 0.1%
481		3	<div></div> 0.2%
483		2	<div></div> 0.1%
486		1	<div></div> 0.1%
4875		1	<div></div> 0.1%
488		1	<div></div> 0.1%
49		8	<div></div> 0.5%
497		2	<div></div> 0.1%
5		15	<div></div> 0.9%
50		10	<div></div> 0.6%
500		1	<div></div> 0.1%
51		1	<div></div> 0.1%
510		3	<div></div> 0.2%
511		1	<div></div> 0.1%
517		1	<div></div> 0.1%
52		9	<div></div> 0.6%
522		1	<div></div> 0.1%
528		1	<div></div> 0.1%
53		12	<div></div> 0.7%
532		2	<div></div> 0.1%
533		1	<div></div> 0.1%
536		1	<div></div> 0.1%
537		1	<div></div> 0.1%
539		3	<div></div> 0.2%
54		11	<div></div> 0.7%
540		2	<div></div> 0.1%
541		1	<div></div> 0.1%
542		1	<div></div> 0.1%
546		1	<div></div> 0.1%
55		3	<div></div> 0.2%
553		1	<div></div> 0.1%
56		4	<div></div> 0.2%
560		4	<div></div> 0.2%
57		5	<div></div> 0.3%

File : CSEC4H

C4HQ84: Register

Value	Label	Cases	Percentage
572		1	0.1%
578		1	0.1%
58		3	0.2%
583		1	0.1%
585		2	0.1%
59		2	0.1%
596		1	0.1%
6		15	0.9%
60		5	0.3%
600		1	0.1%
604		1	0.1%
61		8	0.5%
615		2	0.1%
619		4	0.2%
62		10	0.6%
620		1	0.1%
621		1	0.1%
622		4	0.2%
625		1	0.1%
628		1	0.1%
629		1	0.1%
63		3	0.2%
64		1	0.1%
642		1	0.1%
643		1	0.1%
645		1	0.1%
647		2	0.1%
65		7	0.4%
651		1	0.1%
652		1	0.1%
653		1	0.1%
654		1	0.1%
655		1	0.1%
66		10	0.6%
662		1	0.1%
664		1	0.1%
666		1	0.1%
667		1	0.1%
668		1	0.1%
67		5	0.3%
673		3	0.2%
678		1	0.1%
68		5	0.3%

File : CSEC4H

C4HQ84: Register

Value	Label	Cases	Percentage
680		1	0.1%
681		1	0.1%
683		1	0.1%
686		2	0.1%
687		3	0.2%
69		3	0.2%
690		1	0.1%
692		2	0.1%
693		1	0.1%
69300		1	0.1%
694		1	0.1%
696		1	0.1%
697		1	0.1%
698		1	0.1%
7		15	0.9%
70		3	0.2%
709		1	0.1%
71		2	0.1%
715		1	0.1%
718		1	0.1%
72		4	0.2%
723		1	0.1%
725		1	0.1%
73		9	0.6%
731		1	0.1%
735		1	0.1%
736		2	0.1%
74		9	0.6%
741		1	0.1%
742		1	0.1%
747		1	0.1%
75		2	0.1%
750		1	0.1%
752		1	0.1%
76		4	0.2%
762		1	0.1%
763		1	0.1%
765		1	0.1%
766		1	0.1%
767		1	0.1%
77		2	0.1%
770		1	0.1%
772		1	0.1%

File : CSEC4H

C4HQ84: Register

Value	Label	Cases	Percentage
773		1	0.1%
78		6	0.4%
785		1	0.1%
786		1	0.1%
79		2	0.1%
795		1	0.1%
796		1	0.1%
799		1	0.1%
8		14	0.9%
80		3	0.2%
801		1	0.1%
802		1	0.1%
806		1	0.1%
808		1	0.1%
81		3	0.2%
812		1	0.1%
814		1	0.1%
818		1	0.1%
82		7	0.4%
821		3	0.2%
822		1	0.1%
823		1	0.1%
829		1	0.1%
83		1	0.1%
831		1	0.1%
832		3	0.2%
837		1	0.1%
84		2	0.1%
840		1	0.1%
845		1	0.1%
847		1	0.1%
849		1	0.1%
85		3	0.2%
850		1	0.1%
852		1	0.1%
854		1	0.1%
859		1	0.1%
86		5	0.3%
868		1	0.1%
87		2	0.1%
871		2	0.1%
874		1	0.1%
875		2	0.1%

File : CSEC4H

C4HQ84: Register

Value	Label	Cases	Percentage
879		2	0.1%
88		4	0.2%
881		1	0.1%
884		2	0.1%
885		4	0.2%
889		1	0.1%
89		2	0.1%
892		1	0.1%
893		1	0.1%
894		1	0.1%
9		16	1.0%
905		2	0.1%
91		5	0.3%
92		1	0.1%
922		2	0.1%
924		1	0.1%
925		1	0.1%
926		2	0.1%
927		1	0.1%
935		1	0.1%
936		1	0.1%
939		1	0.1%
94		2	0.1%
949		2	0.1%
952		1	0.1%
96		3	0.2%
961		1	0.1%
963		1	0.1%
968		2	0.1%
971		1	0.1%
974		1	0.1%
98		3	0.2%
982		1	0.1%
986		3	0.2%
987		2	0.1%
992		1	0.1%
994		2	0.1%
995		1	0.1%
996		1	0.1%
O		1	0.1%

Warning: these figures indicate the number of cases found in the data file. They cannot be interpreted as summary statistics of the population of interest.

C4HQ85: Variance/mismatch

Information [Type= discrete] [Format=numeric] [Range= 1-2] [Missing=*]

File : CSEC4H

C4HQ85: Variance/mismatch

Statistics [NW/ W] [Valid=1526 /-] [Invalid=322 /-]

Value	Label	Cases	Percentage
1	Yes	314	20.6%
2	No	1212	79.4%
Sysmiss		322	

Warning: these figures indicate the number of cases found in the data file. They cannot be interpreted as summary statistics of the population of interest.

C4HQ86: Comments

Information [Type= discrete] [Format=character] [Missing=*]

Statistics [NW/ W] [Valid=311 /-] [Invalid=0 /-]

Value	Label	Cases	Percentage
2 were refferals		1	0.3%
4 were refferals		1	0.3%
BBA		1	0.3%
Could not account for variance		1	0.3%
DELIVARIES BEFORE ARRIVAL		1	0.3%
DELIVERIES BEFORE ARRIVAL		1	0.3%
Double counting		2	0.6%
Double entry		1	0.3%
Double numbering		1	0.3%
Error in counting		2	0.6%
Error in ticking		1	0.3%
I THINK DATA ON HMIS WAS ESTIMATED		1	0.3%
Included Re-attendance		1	0.3%
Included re-attendance		2	0.6%
Laxity in counting		1	0.3%
MIINGSS		1	0.3%
MISS NUMBERING		1	0.3%
MISSING		8	2.6%
MISSING REGISTER		1	0.3%
MISSING TALLY SHEETS		1	0.3%
MISSING TALLY SHEETS		1	0.3%

File : CSEC4H

C4HQ86: Comments

Value	Label	Cases	Percentage
MISSING HMIS		3	1.0%
MISSING REGISTER		4	1.3%
MISSING REGISTERS		2	0.6%
MISSING TA SHEETLLY		1	0.3%
MISSING TALLY SHEET		1	0.3%
MISSING TALLY SHEETS		1	0.3%
MISSING TALLY SHEET		1	0.3%
MISSING TALLY SHEETS		17	5.5%
MISSING TALLY SHEETS DURING REPORT MAKING , VACCINATERS DELAY TO BRING THEM.		1	0.3%
MISSING TALLYSHEETS		1	0.3%
MISSINNNG REGISTER		1	0.3%
MISSIREGISTER		1	0.3%
MISSNUMBERIN		1	0.3%
Miscount		11	3.5%
Missed names in register		2	0.6%
Missed some names in the register		1	0.3%
Numbering from 1000 onwords was a problem.		1	0.3%
Numbering problem		2	0.6%
OUTREACH NOT REFLECTED		2	0.6%
POOR COUNTING		3	1.0%
POOR NUMBERING		6	1.9%
POOR SERIALISATION		5	1.6%























File : CSEC4H

C4HQ86: Comments

Value	Label	Cases	Percentage
POOR SERIALISATION AND RE ATTENDANCE		1	0.3%
POOR SERIALIZATION		3	1.0%
POOR TAKKYING		1	0.3%
POOR TALLYING		11	3.5%
POOR TALLYING BUT A VERY SMALL DIFFERENCE		1	0.3%
Poor consistance		1	0.3%
Poor numbering		2	0.6%
Poor record keeping		2	0.6%
Poor recording		2	0.6%
Poor rteording		1	0.3%
RE ATTENDACES		1	0.3%
RE ATTENDANCES		1	0.3%
RE ATTENDENCE		21	6.8%
RE ATTENDENCES		16	5.1%
RE- ATTENDANCE AND POOR SERIALISATION		1	0.3%
RE- ATTENDANCE		1	0.3%
RE- ATTENDANCES		1	0.3%
REATTENDECE		1	0.3%
REATTENDENC		2	0.6%
REATTENDENC		9	2.9%
REGISTER FPR OTHER CLINICS NOT FOUND		1	0.3%
REGISTER MISPLACED		2	0.6%
REGISTERS TOR OTHER CLINICS NOT FOUND		1	0.3%
Re attendences		3	1.0%
Re attendencies		1	0.3%

File : CSEC4H

C4HQ86: Comments

Value	Label	Cases	Percentage
SOME REGISTER MISSING		1	 0.3%
SOME REGISTERS MISSING		2	 0.6%
SOME SHEETS MISSING		1	 0.3%
Some names were missed by not being marked		2	 0.6%
TALLY SHEETS MISSING		2	 0.6%
TALLY SHEETS MISPLACED		2	 0.6%
TALLYING ERROR		2	 0.6%
WRONG NUMBERING		1	 0.3%
WRONG RECORDING		2	 0.6%
WRONG REPORTING		2	 0.6%
WRONG TALLYING		2	 0.6%
WRONG COUNTING		1	 0.3%
WRONG NUMBERING		10	 3.2%
WRONG NUMBERINS		1	 0.3%
WRONG TALLYING		2	 0.6%
Wrong tallying on the tally sheets		1	 0.3%
cesarian deliveries not included as normal deliveries		1	 0.3%
cesarian deliveries not included in normal deliveries		1	 0.3%
diagnosis more than attendance		1	 0.3%
doesn' use hmis		1	 0.3%
doesn't use hmis		1	 0.3%
error in tallying		2	 0.6%









File : CSEC4H

C4HQ86: Comments

Value	Label	Cases	Percentage
hims for june missing		3	1.0%
miss calculation		5	1.6%
miss counting		1	0.3%
miss talying		1	0.3%
missing		2	0.6%
missing register		1	0.3%
missing registers		3	1.0%
missing tally sheet		1	0.3%
missing tally sheets		8	2.6%
missins		1	0.3%
numbering		2	0.6%
outreach register missing		1	0.3%
poor counting		2	0.6%
poor numbering		1	0.3%
poor serialisatio		1	0.3%
poor serialisation		4	1.3%
poor serialization		1	0.3%
poor seriasatio		1	0.3%
poor tallying		10	3.2%
poor talying		1	0.3%
poorllying ta		1	0.3%
problem in numbering		1	0.3%
re attendance		8	2.6%
recording faded from hmis 105 could not be seen		1	0.3%
register missing		1	0.3%
some patients were not entered		1	0.3%
some talltsheets missing		1	0.3%
tally sheet missing		1	0.3%
tally sheet of outreach		1	0.3%
tallysheet missing		1	0.3%
the register for under 5yr missing		1	0.3%

File : CSEC4H




C4HQ86: Comments

Value	Label	Cases	Percentage
the register for under 5yrs missing		1	 0.3%
twin delivery considered as single delivery		1	 0.3%
wro tallyingng		1	 0.3%
wron counting		1	 0.3%
wrong numbering		1	 0.3%
wrong counting		1	 0.3%
wrong numbering		7	 2.3%
wrong tallying		3	 1.0%

Warning: these figures indicate the number of cases found in the data file. They cannot be interpreted as summary statistics of the population of interest.

C4H_Element_V2: Select Data Element - v2





Information	[Type= discrete] [Format=numeric] [Range= 1-3] [Missing=*]
Statistics [NW/ W]	[Valid=1171 /-] [Invalid=677 /-]

Value	Label	Cases	Percentage
1	OPD	406	 34.7%
2	Deliveries in Health Units	371	 31.7%
3	DPT 3 Given to Children Under 1yr	394	 33.6%
Sysmiss		677	

Warning: these figures indicate the number of cases found in the data file. They cannot be interpreted as summary statistics of the population of interest.

C4H_Month_V2: Record Month - v2




Information	[Type= discrete] [Format=numeric] [Range= 1-4] [Missing=*]
Statistics [NW/ W]	[Valid=1167 /-] [Invalid=681 /-]

Value	Label	Cases	Percentage
1	March	72	 6.2%
2	June	43	 3.7%
3	August	509	 43.6%
4	November	543	 46.5%
Sysmiss		681	

Warning: these figures indicate the number of cases found in the data file. They cannot be interpreted as summary statistics of the population of interest.

C4H_Year_V2: Record Year - v2

Information	[Type= discrete] [Format=numeric] [Range= 3-5] [Missing=*]
Statistics [NW/ W]	[Valid=1165 /-] [Invalid=683 /-]

Value	Label	Cases	Percentage
3		2	 0.2%
4		1057	 90.7%
5		106	 9.1%
Sysmiss		683	

Warning: these figures indicate the number of cases found in the data file. They cannot be interpreted as summary statistics of the population of interest.

File : CSEC4H

C4HQ82_V2: HMIS 105 district - v2

Information [Type= continuous] [Format=numeric] [Range= 0-12444] [Missing=*]

Statistics [NW/ W] [Valid=1151 /-] [Invalid=697 /-]

C4HQ83_V2: Database/facility report - v2

Information [Type= discrete] [Format=character] [Missing=*]

Statistics [NW/ W] [Valid=1073 /-] [Invalid=0 /-]

Value	Label	Cases	Percentage
-		206	19.2%
--		3	0.3%
----		1	0.1%
0		80	7.5%
08		1	0.1%
1		8	0.7%
10		6	0.6%
1008		1	0.1%
1009		1	0.1%
1014		1	0.1%
1022		1	0.1%
103		1	0.1%
1037		1	0.1%
104		2	0.2%
1040		1	0.1%
105		1	0.1%
106		2	0.2%
1062		1	0.1%
1063		1	0.1%
1067		1	0.1%
1073		1	0.1%
1078		1	0.1%
108		3	0.3%
1082		2	0.2%
1099		2	0.2%
11		6	0.6%
110		1	0.1%
1101		1	0.1%
1107		2	0.2%
1109		1	0.1%
111		1	0.1%
11111		1	0.1%
1124		1	0.1%
1139		1	0.1%
1146		1	0.1%
115		1	0.1%
1160		1	0.1%

File : CSEC4H

C4HQ83_V2: Database/facility report - v2

Value	Label	Cases	Percentage
1167		1	0.1%
117		1	0.1%
1172		1	0.1%
1174		1	0.1%
1180		1	0.1%
1182		1	0.1%
1185		1	0.1%
1189		1	0.1%
1194		1	0.1%
1196		1	0.1%
12		7	0.7%
120		2	0.2%
1213		1	0.1%
1216		1	0.1%
122		1	0.1%
1224		1	0.1%
123		2	0.2%
1231		1	0.1%
1237		1	0.1%
1238		1	0.1%
1240		1	0.1%
1244		1	0.1%
1269		1	0.1%
127		2	0.2%
1292		1	0.1%
13		7	0.7%
1319		1	0.1%
132		1	0.1%
1335		1	0.1%
1337		1	0.1%
134		1	0.1%
1353		1	0.1%
1354		1	0.1%
1363		2	0.2%
138		1	0.1%
1384		1	0.1%
1398		1	0.1%
14		14	1.3%
140		1	0.1%
1407		1	0.1%
1412		1	0.1%
1415		1	0.1%
1418		1	0.1%

File : CSEC4H

C4HQ83_V2: Database/facility report - v2

Value	Label	Cases	Percentage
142		1	0.1%
1422		2	0.2%
1430		1	0.1%
1434		1	0.1%
1435		1	0.1%
144		1	0.1%
1447		1	0.1%
1452		1	0.1%
1457		1	0.1%
146		2	0.2%
1461		2	0.2%
1472		1	0.1%
15		8	0.7%
1505		1	0.1%
1508		1	0.1%
1510		1	0.1%
1522		2	0.2%
153		2	0.2%
1535		1	0.1%
155		1	0.1%
1558		1	0.1%
1568		1	0.1%
157		1	0.1%
1578		1	0.1%
158		2	0.2%
1593		2	0.2%
16		10	0.9%
1609		1	0.1%
161		3	0.3%
1617		1	0.1%
162		1	0.1%
1621		1	0.1%
1625		1	0.1%
1646		1	0.1%
1647		1	0.1%
1654		1	0.1%
167		2	0.2%
17		10	0.9%
170		1	0.1%
1720		1	0.1%
1733		1	0.1%
174		2	0.2%
1743		1	0.1%

File : CSEC4H

C4HQ83_V2: Database/facility report - v2

Value	Label	Cases	Percentage
175		1	0.1%
1775		1	0.1%
1778		1	0.1%
178		1	0.1%
1785		1	0.1%
1795		1	0.1%
18		5	0.5%
180		1	0.1%
1814		1	0.1%
182		1	0.1%
183		1	0.1%
1837		2	0.2%
1846		1	0.1%
185		1	0.1%
1869		2	0.2%
1889		1	0.1%
1893		1	0.1%
1895		1	0.1%
19		15	1.4%
1906		1	0.1%
1945		1	0.1%
196		1	0.1%
197		1	0.1%
1973		1	0.1%
1974		1	0.1%
1988		1	0.1%
1990		2	0.2%
2		8	0.7%
20		5	0.5%
2013		6	0.6%
202		1	0.1%
2039		3	0.3%
21		6	0.6%
2124		1	0.1%
22		8	0.7%
2234		1	0.1%
2235		1	0.1%
2242		2	0.2%
225		1	0.1%
227		2	0.2%
23		13	1.2%
232		1	0.1%
2320		1	0.1%

File : CSEC4H

C4HQ83_V2: Database/facility report - v2

Value	Label	Cases	Percentage
234		1	0.1%
2340		2	0.2%
2374		1	0.1%
238		1	0.1%
24		17	1.6%
240		1	0.1%
2483		1	0.1%
25		9	0.8%
257		1	0.1%
258		1	0.1%
26		7	0.7%
261		1	0.1%
2670		1	0.1%
27		8	0.7%
271		1	0.1%
279		1	0.1%
28		10	0.9%
29		8	0.7%
2913		1	0.1%
2937		1	0.1%
2940		1	0.1%
3		6	0.6%
30		6	0.6%
302		1	0.1%
31		9	0.8%
310		1	0.1%
316		1	0.1%
32		10	0.9%
33		5	0.5%
34		8	0.7%
344		1	0.1%
35		7	0.7%
357		1	0.1%
36		6	0.6%
3632		2	0.2%
37		8	0.7%
373		1	0.1%
378		1	0.1%
38		9	0.8%
39		5	0.5%
395		1	0.1%
398		1	0.1%
4		9	0.8%

File : CSEC4H

C4HQ83_V2: Database/facility report - v2

Value	Label	Cases	Percentage
40		6	0.6%
41		4	0.4%
412		1	0.1%
42		1	0.1%
43		5	0.5%
439		1	0.1%
44		4	0.4%
4482		1	0.1%
449		1	0.1%
45		5	0.5%
46		3	0.3%
464		1	0.1%
466		1	0.1%
47		4	0.4%
470		1	0.1%
471		1	0.1%
479		1	0.1%
48		4	0.4%
483		1	0.1%
485		1	0.1%
49		6	0.6%
499		1	0.1%
5		8	0.7%
50		5	0.5%
500		1	0.1%
501		1	0.1%
505		1	0.1%
508		1	0.1%
509		1	0.1%
51		4	0.4%
510		1	0.1%
512		1	0.1%
52		2	0.2%
526		1	0.1%
53		1	0.1%
533		1	0.1%
54		3	0.3%
544		1	0.1%
5444		1	0.1%
545		1	0.1%
546		1	0.1%
55		3	0.3%
551		1	0.1%

File : CSEC4H

C4HQ83_V2: Database/facility report - v2

Value	Label	Cases	Percentage
553		1	0.1%
56		3	0.3%
565		1	0.1%
57		1	0.1%
575		1	0.1%
578		1	0.1%
58		3	0.3%
583		2	0.2%
584		2	0.2%
589		1	0.1%
59		1	0.1%
6		3	0.3%
60		2	0.2%
600		1	0.1%
603		1	0.1%
606		1	0.1%
61		5	0.5%
614		1	0.1%
62		2	0.2%
620		1	0.1%
622		1	0.1%
624		1	0.1%
63		3	0.3%
634		1	0.1%
636		1	0.1%
638		1	0.1%
64		4	0.4%
640		1	0.1%
641		1	0.1%
644		1	0.1%
650		2	0.2%
656		1	0.1%
659		2	0.2%
66		6	0.6%
661		3	0.3%
662		1	0.1%
669		2	0.2%
67		1	0.1%
676		2	0.2%
68		1	0.1%
683		1	0.1%
689		2	0.2%
7		6	0.6%

File : CSEC4H

C4HQ83_V2: Database/facility report - v2

Value	Label	Cases	Percentage
70		3	0.3%
700		1	0.1%
706		1	0.1%
707		1	0.1%
71		1	0.1%
711		1	0.1%
717		1	0.1%
718		1	0.1%
72		2	0.2%
724		2	0.2%
73		1	0.1%
730		1	0.1%
734		1	0.1%
74		2	0.2%
743		1	0.1%
744		1	0.1%
748		1	0.1%
749		1	0.1%
756		1	0.1%
759		1	0.1%
77		2	0.2%
771		1	0.1%
774		1	0.1%
775		1	0.1%
777		1	0.1%
778		1	0.1%
780		2	0.2%
781		2	0.2%
784		1	0.1%
786		1	0.1%
79		1	0.1%
790		1	0.1%
798		1	0.1%
799		1	0.1%
8		8	0.7%
80		1	0.1%
801		1	0.1%
81		1	0.1%
815		1	0.1%
816		1	0.1%
818		1	0.1%
819		1	0.1%
822		1	0.1%

File : CSEC4H

C4HQ83_V2: Database/facility report - v2

Value	Label	Cases	Percentage
825		2	0.2%
828		1	0.1%
83		1	0.1%
843		1	0.1%
849		1	0.1%
857		1	0.1%
86		1	0.1%
860		1	0.1%
875		1	0.1%
88		3	0.3%
886		1	0.1%
893		1	0.1%
894		2	0.2%
896		1	0.1%
897		1	0.1%
9		8	0.7%
90		5	0.5%
901		1	0.1%
902		1	0.1%
905		1	0.1%
907		1	0.1%
91		2	0.2%
923		1	0.1%
927		1	0.1%
93		2	0.2%
940		1	0.1%
942		1	0.1%
943		1	0.1%
945		1	0.1%
951		1	0.1%
952		1	0.1%
960		1	0.1%
965		1	0.1%
971		1	0.1%
972		3	0.3%
98		2	0.2%
981		1	0.1%
989		1	0.1%
99		1	0.1%
990		1	0.1%
O		2	0.2%

Warning: these figures indicate the number of cases found in the data file. They cannot be interpreted as summary statistics of the population of interest.

File : CSEC4H

C4HQ84_V2: Register - v2

Information [Type= continuous] [Format=numeric] [Range= 0-72313] [Missing=*]

Statistics [NW/ W] [Valid=1158 /-] [Invalid=690 /-]

C4HQ85_V2: Variance/mismatch - v2

Information [Type= discrete] [Format=numeric] [Range= 1-2] [Missing=*]

Statistics [NW/ W] [Valid=1147 /-] [Invalid=701 /-]

Value	Label	Cases	Percentage
1	Yes	252	22.0%
2	No	895	78.0%
Sysmiss		701	

Warning: these figures indicate the number of cases found in the data file. They cannot be interpreted as summary statistics of the population of interest.

C4HQ86_V2: Comments - v2



























Information [Type= discrete] [Format=character] [Missing=*]

Statistics [NW/ W] [Valid=177 /-] [Invalid=0 /-]

Value	Label	Cases	Percentage
BBA		1	0.6%
COBON COPY NOT CLEAR IN HMIS 105 REPORT BOOK SO READINGS NOT SEEN		1	0.6%
Counted re- attendance		1	0.6%
DOUBLE COUNTING		2	1.1%
DUE TO NEW ATTENDANCES		1	0.6%
Double count		1	0.6%
Double counting		2	1.1%
GOOD		1	0.6%
GOOD RECORD KEEPIN		1	0.6%
GOOD RESPONCE		1	0.6%
HIMS MISPLACED		1	0.6%
Included re- attendance		1	0.6%
Included re- attendance in HMIS 105		1	0.6%
MISSING REGISTER		5	2.8%
MISSING REGISTERS		1	0.6%
MISSING TALLY SHEETS		13	7.3%




























File : CSEC4H

C4HQ86_V2: Comments - v2

Value	Label	Cases	Percentage
Miscont by staff		1	 0.6%
Miscount		2	 1.1%
Missed a page		1	 0.6%
Missed some names		3	 1.7%
Missing tally sheets when reports are being made		1	 0.6%
Missing tally sheets		1	 0.6%
N.A		1	 0.6%
N/A		1	 0.6%
NA		1	 0.6%
NIL		2	 1.1%
NO		1	 0.6%
NON		4	 2.3%
OK		12	 6.8%
POOR NUMBERING		2	 1.1%
POOR NUMBRING		1	 0.6%
POOR SERIALISATION		4	 2.3%
POOR TALLYING		13	 7.3%
Patients in ART clinic were not indicated in OPDregister		1	 0.6%
RE ATTENDENCE		5	 2.8%
RE ATTENDENCES		1	 0.6%
REGISTER MISSING		2	 1.1%
REGISTERS MISSING		3	 1.7%
REGISTERS TAKEN BY THE DHO IN APRIL		1	 0.6%
REGISTERS TAKEN BY THE DHO IN APRL		1	 0.6%
SEEMS MIS ADDITIONS		1	 0.6%
SOME REGISTERS MISSING		2	 1.1%

File : CSEC4H

C4HQ86_V2: Comments - v2

Value	Label	Cases	Percentage
WRONG COUNTING		1	 0.6%
WRONG NUMBERING		2	 1.1%
WRONG COUNTING		1	 0.6%
WRONG NUMBERING		4	 2.3%
WRONG TALLYING		5	 2.8%
WRONUMBERING		1	 0.6%
Wrong numbering and counting of re-attendance in the register		1	 0.6%
Wrong counting		1	 0.6%
Wrong tallying		2	 1.1%
mi registerssing		1	 0.6%
missing hmis		4	 2.3%
missing register		3	 1.7%
missing tally sheets		5	 2.8%
missing tally sheets during time of report making		1	 0.6%
missing tally sheets the time when tally sheets being made		1	 0.6%
na		1	 0.6%
ok		5	 2.8%
poor recording		1	 0.6%
poor serialisatin and tallying		1	 0.6%
poor tallying		7	 4.0%
re attendance		7	 4.0%
register misplaced		1	 0.6%
register missing		2	 1.1%
some tallysheets missing		1	 0.6%
teenage centre register and some OPD registers not found		1	 0.6%
teenage centre registre not got		1	 0.6%
wrong tallying		1	 0.6%

File : CSEC4H

C4HQ86_V2: Comments - v2

Value	Label	Cases	Percentage
wrong addition		1	0.6%
wrong counting		1	0.6%
wrong numbering		6	3.4%
wrong numberings		2	1.1%
wrong recording		1	0.6%
wrong talllying		1	0.6%
wrong tallying		1	0.6%

Warning: these figures indicate the number of cases found in the data file. They cannot be interpreted as summary statistics of the population of interest.

Health_Response: Health Response Status

Information	[Type= discrete] [Format=numeric] [Range= 1-3] [Missing=*]
Statistics [NW/ W]	[Valid=1705 /-] [Invalid=143 /-]

Value	Label	Cases	Percentage
1	Completed	1421	83.3%
2	Partially Done	133	7.8%
3	Not Done	151	8.9%
Sysmiss		143	

Warning: these figures indicate the number of cases found in the data file. They cannot be interpreted as summary statistics of the population of interest.

Reason_Health_Not_Done: Reason Health not done:

Information	[Type= discrete] [Format=character] [Missing=*]
Statistics [NW/ W]	[Valid=137 /-] [Invalid=0 /-]

Value	Label	Cases	Percentage
Available facility is a hospital NAGURU		1	0.7%
FACILITY MAINLY USED IS HOSPITAL		1	0.7%
Facility not open. Staff absenteeism.		4	2.9%
HEALTH CENTRE DEMOLISHED FOR RENOVATION		1	0.7%
HEALTH WORK NOT FOUND TO BE DONE DURING THE 2nd VISIT		6	4.4%
Hospital		1	0.7%
Hospital Level		1	0.7%
Hospital is most common Facility		1	0.7%
Hospital level		1	0.7%

File : CSEC4H

Reason_Health_Not_Done: Reason Health not done:

Value	Label	Cases	Percentage
IN CHARGE & ASSISTANT IN WORKSOP FOR A WEEK. TO BE DONE DURING SECOND VISIST		1	<div><div></div></div> 0.7%
IN CHARGE NOT AROUND TO BE CAPTURED DURING 2nd VISIT		6	<div><div></div></div> 4.4%
INCHARGE HAD GONE TO THE REFUGEE CAMP FOR A MEETING		12	<div><div></div></div> 8.8%
INCHARGE NEEDED AN INTRODUCTOR LETTER FROM THE DISTRICT HEALTH OFFFICER		6	<div><div></div></div> 4.4%
INCHARGE NOT AROUND & OTHERS WERE TOO BUSY TO ATTEND TO ME		12	<div><div></div></div> 8.8%
Main facility is a Hospital		12	<div><div></div></div> 8.8%
NO BODY WAS AT THE HEALTH CENTER/ IT WAS LOCKED FOR THE THREE DAS WE WERE IN THE EA		6	<div><div></div></div> 4.4%
NOT DONE, ITS A WEEKEND		1	<div><div></div></div> 0.7%
Not there. Go to mainland at different locations		1	<div><div></div></div> 0.7%
Refferal Hospital		3	<div><div></div></div> 2.2%
Refferal hospital		1	<div><div></div></div> 0.7%
THE COMMUNITY MAINLY USES LUBAGA HOSPITAL		1	<div><div></div></div> 0.7%

File : CSEC4H

Reason_Health_Not_Done: Reason Health not done:

Value	Label	Cases	Percentage
THE COMMUNITY MEMBERS ACCESS THEIR TREATMENT FROM NAGURU HOSPITAL		1	0.7%
THE COMMUNITY USE MASINDI HOSPITAL		1	0.7%
THE COMMUNITY USE KAGADI HOSPITAL		1	0.7%
THE COMMUNITY USES A HOSPITAL		1	0.7%
THE COMMUNITY USES THE HOSPITAL		1	0.7%
THE COMMUNITY USES THE HOSPITAL HENCE NOT DATA IS COLLECTED FROM .		1	0.7%
THE ONE RESPONSIBLE FOR ANSWERING WASNT PRESENT. WILL DO IT NEXT VISIT		1	0.7%
THEY HAD ALL GONE FOR OUTREACH(THEY ARE ONLY TWO)		1	0.7%
THEY USE A PRIVATE HOSPITAL & P7 PUPILS HAD ALREADY LEFT SCHOOL.		1	0.7%
THEY USE NAGURU HOSPITAL		1	0.7%

File : CSEC4H

Reason_Health_Not_Done: Reason Health not done:

Value	Label	Cases	Percentage
The Community uses the Referral Hospital		1	0.7%
The community members mainly go to Entebbe hospital		6	4.4%
They use a hospital called buloba st. francis hospital		1	0.7%
They use the main Hospital KAYUNGA HOSPITAL		1	0.7%
WEEKEND		12	8.8%
data collected by another team in trip 1		1	0.7%
done by another team in trip 1		6	4.4%
it's a gorvenment hospital (st francis buluba hospital)		1	0.7%
no health centre at the island		1	0.7%
staff gone on outreach		12	8.8%
the community now uses Mulago Hospital after the HC has been demolished for renovation		1	0.7%
the community uses Naguru Hospital		1	0.7%
the community uses a private hospital		1	0.7%
they mainly use Nsambya hospital		1	0.7%
they use a gov't hospital (kamuli hospital)		1	0.7%
weekend		1	0.7%

Warning: these figures indicate the number of cases found in the data file. They cannot be interpreted as summary statistics of the population of interest.

File : CSEC4H_1

District_Name: District name

Information [Type= discrete] [Format=numeric] [Range= 101-426] [Missing=*]

Statistics [NW/ W] [Valid=308 /-] [Invalid=0 /-]

Value	Label	Cases	Percentage
101		1	0.3%
102		29	9.4%
103		1	0.3%
104		4	1.3%
105		1	0.3%
106		3	1.0%
107		5	1.6%
108		4	1.3%
110		7	2.3%
111		3	1.0%
112		4	1.3%
113		12	3.9%
115		6	1.9%
116		1	0.3%
117		4	1.3%
118		1	0.3%
119		1	0.3%
120		1	0.3%
122		3	1.0%
123		1	0.3%
124		5	1.6%
201		3	1.0%
203		3	1.0%
204		6	1.9%
205		1	0.3%
207		1	0.3%
208		4	1.3%
209		2	0.6%
210		4	1.3%
211		3	1.0%
212		5	1.6%
214		9	2.9%
215		3	1.0%
216		2	0.6%
218		2	0.6%
219		3	1.0%
221		2	0.6%
222		1	0.3%
223		7	2.3%
224		1	0.3%
225		2	0.6%

File : CSEC4H_1

District_Name: District name

Value	Label	Cases	Percentage
226		4	<div></div> 1.3%
228		1	<div></div> 0.3%
230		1	<div></div> 0.3%
232		2	<div></div> 0.6%
302		6	<div></div> 1.9%
303		9	<div></div> 2.9%
304		4	<div></div> 1.3%
305		1	<div></div> 0.3%
306		4	<div></div> 1.3%
307		3	<div></div> 1.0%
308		1	<div></div> 0.3%
309		3	<div></div> 1.0%
310		4	<div></div> 1.3%
311		3	<div></div> 1.0%
312		1	<div></div> 0.3%
313		2	<div></div> 0.6%
314		1	<div></div> 0.3%
317		3	<div></div> 1.0%
318		4	<div></div> 1.3%
319		3	<div></div> 1.0%
320		2	<div></div> 0.6%
321		4	<div></div> 1.3%
322		2	<div></div> 0.6%
323		4	<div></div> 1.3%
325		4	<div></div> 1.3%
327		1	<div></div> 0.3%
329		1	<div></div> 0.3%
330		3	<div></div> 1.0%
402		2	<div></div> 0.6%
403		5	<div></div> 1.6%
404		3	<div></div> 1.0%
405		5	<div></div> 1.6%
406		5	<div></div> 1.6%
407		4	<div></div> 1.3%
408		3	<div></div> 1.0%
409		3	<div></div> 1.0%
410		5	<div></div> 1.6%
411		6	<div></div> 1.9%
412		3	<div></div> 1.0%
414		1	<div></div> 0.3%
415		4	<div></div> 1.3%
417		6	<div></div> 1.9%
418		4	<div></div> 1.3%

File : CSEC4H_1

District_Name: District name

Value	Label	Cases	Percentage
419		1	<div></div> 0.3%
420		2	<div></div> 0.6%
421		1	<div></div> 0.3%
422		1	<div></div> 0.3%
423		1	<div></div> 0.3%
426		1	<div></div> 0.3%

Warning: these figures indicate the number of cases found in the data file. They cannot be interpreted as summary statistics of the population of interest.

SubCounty: Sub-county/division/town council

Information	[Type= discrete] [Format=numeric] [Range= 101204-426104] [Missing=*]
Statistics [NW/ W]	[Valid=308 /-] [Invalid=0 /-]

Value	Label	Cases	Percentage
101204		1	<div></div> 0.3%
102101		2	<div></div> 0.6%
102102		4	<div></div> 1.3%
102103		10	<div></div> 3.2%
102104		6	<div></div> 1.9%
102105		7	<div></div> 2.3%
103105		1	<div></div> 0.3%
104102		1	<div></div> 0.3%
104104		1	<div></div> 0.3%
104105		1	<div></div> 0.3%
104208		1	<div></div> 0.3%
105105		1	<div></div> 0.3%
106101		2	<div></div> 0.6%
106106		1	<div></div> 0.3%
107105		2	<div></div> 0.6%
107202		1	<div></div> 0.3%
107302		1	<div></div> 0.3%
107305		1	<div></div> 0.3%
108106		1	<div></div> 0.3%
108301		2	<div></div> 0.6%
108305		1	<div></div> 0.3%
110105		1	<div></div> 0.3%
110203		1	<div></div> 0.3%
110204		1	<div></div> 0.3%
110206		1	<div></div> 0.3%
110207		1	<div></div> 0.3%
110305		1	<div></div> 0.3%
110306		1	<div></div> 0.3%
111102		1	<div></div> 0.3%
111202		2	<div></div> 0.6%
112102		1	<div></div> 0.3%
112104		1	<div></div> 0.3%

File : CSEC4H_1

SubCounty: Sub-county/division/town council

Value	Label	Cases	Percentage
112203		1	<div></div> 0.3%
112204		1	<div></div> 0.3%
113105		2	<div></div> 0.6%
113111		1	<div></div> 0.3%
113112		1	<div></div> 0.3%
113113		2	<div></div> 0.6%
113303		3	<div></div> 1.0%
113304		1	<div></div> 0.3%
113306		1	<div></div> 0.3%
113307		1	<div></div> 0.3%
115103		1	<div></div> 0.3%
115104		1	<div></div> 0.3%
115202		1	<div></div> 0.3%
115203		1	<div></div> 0.3%
115205		1	<div></div> 0.3%
115207		1	<div></div> 0.3%
116102		1	<div></div> 0.3%
117103		1	<div></div> 0.3%
117104		1	<div></div> 0.3%
117110		2	<div></div> 0.6%
118101		1	<div></div> 0.3%
119103		1	<div></div> 0.3%
120105		1	<div></div> 0.3%
122102		1	<div></div> 0.3%
122105		1	<div></div> 0.3%
122106		1	<div></div> 0.3%
123108		1	<div></div> 0.3%
124101		1	<div></div> 0.3%
124103		1	<div></div> 0.3%
124104		1	<div></div> 0.3%
124107		1	<div></div> 0.3%
124108		1	<div></div> 0.3%
201106		2	<div></div> 0.6%
201110		1	<div></div> 0.3%
203202		1	<div></div> 0.3%
203301		1	<div></div> 0.3%
203303		1	<div></div> 0.3%
204101		1	<div></div> 0.3%
204102		1	<div></div> 0.3%
204203		1	<div></div> 0.3%
204301		2	<div></div> 0.6%
204302		1	<div></div> 0.3%
205104		1	<div></div> 0.3%

File : CSEC4H_1

SubCounty: Sub-county/division/town council

Value	Label	Cases	Percentage
207103		1	0.3%
208102		2	0.6%
208104		1	0.3%
208107		1	0.3%
209201		2	0.6%
210205		4	1.3%
211101		1	0.3%
211103		1	0.3%
211106		1	0.3%
212104		1	0.3%
212105		1	0.3%
212202		1	0.3%
212305		1	0.3%
212311		1	0.3%
214101		2	0.6%
214102		1	0.3%
214108		1	0.3%
214113		5	1.6%
215109		1	0.3%
215115		1	0.3%
215120		1	0.3%
216202		2	0.6%
218103		1	0.3%
218115		1	0.3%
219103		3	1.0%
221109		2	0.6%
222106		1	0.3%
223108		1	0.3%
223120		1	0.3%
223121		3	1.0%
223126		1	0.3%
223128		1	0.3%
224105		1	0.3%
225103		1	0.3%
225111		1	0.3%
226101		1	0.3%
226103		2	0.6%
226104		1	0.3%
228102		1	0.3%
230107		1	0.3%
232101		1	0.3%
232203		1	0.3%
302101		1	0.3%












































File : CSEC4H_1

SubCounty: Sub-county/division/town council

Value	Label	Cases	Percentage
302201		2	0.6%
302203		1	0.3%
302204		1	0.3%
302205		1	0.3%
303201		1	0.3%
303202		1	0.3%
303204		1	0.3%
303402		1	0.3%
303404		2	0.6%
303405		1	0.3%
303503		1	0.3%
303504		1	0.3%
304102		1	0.3%
304204		2	0.6%
304301		1	0.3%
305102		1	0.3%
306102		1	0.3%
306103		2	0.6%
306106		1	0.3%
307108		2	0.6%
307202		1	0.3%
308102		1	0.3%
309102		1	0.3%
309103		1	0.3%
309204		1	0.3%
310102		1	0.3%
310206		2	0.6%
310207		1	0.3%
311103		2	0.6%
311302		1	0.3%
312105		1	0.3%
313102		1	0.3%
313104		1	0.3%
314103		1	0.3%
317101		1	0.3%
317102		1	0.3%
317106		1	0.3%
318103		2	0.6%
318107		1	0.3%
318114		1	0.3%
319103		1	0.3%
319105		1	0.3%
319107		1	0.3%

File : CSEC4H_1

SubCounty: Sub-county/division/town council

Value	Label	Cases	Percentage
320103		1	 0.3%
320108		1	 0.3%
321103		1	 0.3%
321105		1	 0.3%
321106		1	 0.3%
321107		1	 0.3%
322108		1	 0.3%
322111		1	 0.3%
323104		1	 0.3%
323106		1	 0.3%
323107		1	 0.3%
323108		1	 0.3%
325101		1	 0.3%
325103		3	 1.0%
327103		1	 0.3%
329106		1	 0.3%
330107		2	 0.6%
330110		1	 0.3%
402207		1	 0.3%
402208		1	 0.3%
403101		1	 0.3%
403105		1	 0.3%
403201		1	 0.3%
403205		1	 0.3%
403301		1	 0.3%
404102		1	 0.3%
404207		1	 0.3%
404403		1	 0.3%
405104		1	 0.3%
405208		1	 0.3%
405211		1	 0.3%
405301		1	 0.3%
405302		1	 0.3%
406108		1	 0.3%
406201		1	 0.3%
406210		1	 0.3%
406212		1	 0.3%
406303		1	 0.3%
407202		1	 0.3%
407205		1	 0.3%
407303		1	 0.3%
407306		1	 0.3%
408102		1	 0.3%

File : CSEC4H_1

SubCounty: Sub-county/division/town council

Value	Label	Cases	Percentage
408112		1	<div></div> 0.3%
408113		1	<div></div> 0.3%
409101		1	<div></div> 0.3%
409203		1	<div></div> 0.3%
409301		1	<div></div> 0.3%
410102		1	<div></div> 0.3%
410105		1	<div></div> 0.3%
410201		2	<div></div> 0.6%
410303		1	<div></div> 0.3%
411103		1	<div></div> 0.3%
411203		1	<div></div> 0.3%
411302		1	<div></div> 0.3%
411304		1	<div></div> 0.3%
411402		1	<div></div> 0.3%
411403		1	<div></div> 0.3%
412103		1	<div></div> 0.3%
412201		1	<div></div> 0.3%
412203		1	<div></div> 0.3%
414116		1	<div></div> 0.3%
415105		1	<div></div> 0.3%
415106		1	<div></div> 0.3%
415110		1	<div></div> 0.3%
415114		1	<div></div> 0.3%
417101		1	<div></div> 0.3%
417102		1	<div></div> 0.3%
417104		1	<div></div> 0.3%
417105		1	<div></div> 0.3%
417110		1	<div></div> 0.3%
417114		1	<div></div> 0.3%
418104		1	<div></div> 0.3%
418201		1	<div></div> 0.3%
418202		1	<div></div> 0.3%
418209		1	<div></div> 0.3%
419204		1	<div></div> 0.3%
420107		1	<div></div> 0.3%
420108		1	<div></div> 0.3%
421108		1	<div></div> 0.3%
422102		1	<div></div> 0.3%
423109		1	<div></div> 0.3%
426104		1	<div></div> 0.3%

Warning: these figures indicate the number of cases found in the data file. They cannot be interpreted as summary statistics of the population of interest.

Parish: Parish/ward

Information [Type= discrete] [Format=numeric] [Range= 10120402-42610402] [Missing=*]

File : CSEC4H_1

Parish: Parish/ward

Statistics [NW/ W] [Valid=308 /-] [Invalid=0 /-]

Value	Label	Cases	Percentage
10120402		1	0.3%
10210104		1	0.3%
10210108		1	0.3%
10210202		1	0.3%
10210205		1	0.3%
10210206		1	0.3%
10210208		1	0.3%
10210301		1	0.3%
10210302		1	0.3%
10210304		1	0.3%
10210305		2	0.6%
10210306		1	0.3%
10210308		1	0.3%
10210309		2	0.6%
10210312		1	0.3%
10210401		1	0.3%
10210402		1	0.3%
10210410		1	0.3%
10210411		1	0.3%
10210417		1	0.3%
10210419		1	0.3%
10210501		1	0.3%
10210503		1	0.3%
10210504		1	0.3%
10210510		1	0.3%
10210513		1	0.3%
10210515		1	0.3%
10210518		1	0.3%
10310505		1	0.3%
10410204		1	0.3%
10410403		1	0.3%
10410504		1	0.3%
10420804		1	0.3%
10510502		1	0.3%
10610101		1	0.3%
10610109		1	0.3%
10610606		1	0.3%
10710503		1	0.3%
10710505		1	0.3%
10720206		1	0.3%
10730203		1	0.3%
10730507		1	0.3%

File : CSEC4H_1

Parish: Parish/ward

Value	Label	Cases	Percentage
10810603		1	0.3%
10830101		1	0.3%
10830105		1	0.3%
10830502		1	0.3%
11010501		1	0.3%
11020306		1	0.3%
11020401		1	0.3%
11020603		1	0.3%
11020704		1	0.3%
11030501		1	0.3%
11030601		1	0.3%
11110201		1	0.3%
11120204		1	0.3%
11120206		1	0.3%
11210203		1	0.3%
11210402		1	0.3%
11220301		1	0.3%
11220403		1	0.3%
11310504		1	0.3%
11310505		1	0.3%
11311102		1	0.3%
11311203		1	0.3%
11311302		1	0.3%
11311306		1	0.3%
11330301		2	0.6%
11330305		1	0.3%
11330403		1	0.3%
11330606		1	0.3%
11330701		1	0.3%
11510302		1	0.3%
11510403		1	0.3%
11520209		1	0.3%
11520307		1	0.3%
11520504		1	0.3%
11520703		1	0.3%
11610205		1	0.3%
11710308		1	0.3%
11710405		1	0.3%
11711003		2	0.6%
11810104		1	0.3%
11910303		1	0.3%
12010502		1	0.3%
12210206		1	0.3%

File : CSEC4H_1

Parish: Parish/ward

Value	Label	Cases	Percentage
12210502		1	0.3%
12210602		1	0.3%
12310803		1	0.3%
12410106		1	0.3%
12410302		1	0.3%
12410401		1	0.3%
12410701		1	0.3%
12410802		1	0.3%
20110602		2	0.6%
20111009		1	0.3%
20320203		1	0.3%
20330101		1	0.3%
20330304		1	0.3%
20410103		1	0.3%
20410204		1	0.3%
20420301		1	0.3%
20430101		1	0.3%
20430102		1	0.3%
20430205		1	0.3%
20510401		1	0.3%
20710301		1	0.3%
20810214		2	0.6%
20810404		1	0.3%
20810713		1	0.3%
20920101		1	0.3%
20920104		1	0.3%
21020504		4	1.3%
21110105		1	0.3%
21110303		1	0.3%
21110603		1	0.3%
21210403		1	0.3%
21210504		1	0.3%
21220201		1	0.3%
21230502		1	0.3%
21231101		1	0.3%
21410104		1	0.3%
21410106		1	0.3%
21410202		1	0.3%
21410801		1	0.3%
21411301		1	0.3%
21411303		4	1.3%
21510902		1	0.3%
21511502		1	0.3%

File : CSEC4H_1

Parish: Parish/ward

Value	Label	Cases	Percentage
21512002		1	<div></div> 0.3%
21620203		2	<div></div> 0.6%
21810302		1	<div></div> 0.3%
21811504		1	<div></div> 0.3%
21910313		1	<div></div> 0.3%
21910317		2	<div></div> 0.6%
22110902		1	<div></div> 0.3%
22110905		1	<div></div> 0.3%
22210602		1	<div></div> 0.3%
22310805		1	<div></div> 0.3%
22312002		1	<div></div> 0.3%
22312101		2	<div></div> 0.6%
22312103		1	<div></div> 0.3%
22312601		1	<div></div> 0.3%
22312801		1	<div></div> 0.3%
22410505		1	<div></div> 0.3%
22510304		1	<div></div> 0.3%
22511103		1	<div></div> 0.3%
22610101		1	<div></div> 0.3%
22610302		1	<div></div> 0.3%
22610303		1	<div></div> 0.3%
22610405		1	<div></div> 0.3%
22810203		1	<div></div> 0.3%
23010709		1	<div></div> 0.3%
23210104		1	<div></div> 0.3%
23220304		1	<div></div> 0.3%
30210102		1	<div></div> 0.3%
30220105		1	<div></div> 0.3%
30220107		1	<div></div> 0.3%
30220302		1	<div></div> 0.3%
30220405		1	<div></div> 0.3%
30220505		1	<div></div> 0.3%
30320102		1	<div></div> 0.3%
30320207		1	<div></div> 0.3%
30320405		1	<div></div> 0.3%
30340204		1	<div></div> 0.3%
30340401		1	<div></div> 0.3%
30340403		1	<div></div> 0.3%
30340507		1	<div></div> 0.3%
30350304		1	<div></div> 0.3%
30350402		1	<div></div> 0.3%
30410201		1	<div></div> 0.3%
30420401		1	<div></div> 0.3%

File : CSEC4H_1

Parish: Parish/ward

Value	Label	Cases	Percentage
30420402		1	0.3%
30430104		1	0.3%
30510208		1	0.3%
30610203		1	0.3%
30610301		2	0.6%
30610601		1	0.3%
30710802		1	0.3%
30710803		1	0.3%
30720203		1	0.3%
30810206		1	0.3%
30910205		1	0.3%
30910305		1	0.3%
30920406		1	0.3%
31010202		1	0.3%
31020603		1	0.3%
31020604		1	0.3%
31020706		1	0.3%
31110302		2	0.6%
31130201		1	0.3%
31210502		1	0.3%
31310205		1	0.3%
31310403		1	0.3%
31410304		1	0.3%
31710101		1	0.3%
31710202		1	0.3%
31710605		1	0.3%
31810302		2	0.6%
31810705		1	0.3%
31811402		1	0.3%
31910303		1	0.3%
31910508		1	0.3%
31910702		1	0.3%
32010303		1	0.3%
32010808		1	0.3%
32110304		1	0.3%
32110505		1	0.3%
32110601		1	0.3%
32110706		1	0.3%
32210802		1	0.3%
32211104		1	0.3%
32310403		1	0.3%
32310604		1	0.3%
32310701		1	0.3%

File : CSEC4H_1

Parish: Parish/ward

Value	Label	Cases	Percentage
32310802		1	0.3%
32510102		1	0.3%
32510305		1	0.3%
32510306		2	0.6%
32710303		1	0.3%
32910602		1	0.3%
33010701		1	0.3%
33010703		1	0.3%
33011001		1	0.3%
40220705		1	0.3%
40220805		1	0.3%
40310102		1	0.3%
40310505		1	0.3%
40320102		1	0.3%
40320504		1	0.3%
40330104		1	0.3%
40410203		1	0.3%
40420704		1	0.3%
40440303		1	0.3%
40510402		1	0.3%
40520803		1	0.3%
40521103		1	0.3%
40530104		1	0.3%
40530203		1	0.3%
40610804		1	0.3%
40620102		1	0.3%
40621003		1	0.3%
40621201		1	0.3%
40630307		1	0.3%
40720204		1	0.3%
40720501		1	0.3%
40730303		1	0.3%
40730604		1	0.3%
40810201		1	0.3%
40811202		1	0.3%
40811304		1	0.3%
40910104		1	0.3%
40920305		1	0.3%
40930103		1	0.3%
41010204		1	0.3%
41010502		1	0.3%
41020101		2	0.6%
41030306		1	0.3%

File : CSEC4H_1

Parish: Parish/ward

Value	Label	Cases	Percentage	
41110301		1	<div></div>	0.3%
41120302		1	<div></div>	0.3%
41130202		1	<div></div>	0.3%
41130402		1	<div></div>	0.3%
41140202		1	<div></div>	0.3%
41140303		1	<div></div>	0.3%
41210304		1	<div></div>	0.3%
41220107		1	<div></div>	0.3%
41220304		1	<div></div>	0.3%
41411601		1	<div></div>	0.3%
41510502		1	<div></div>	0.3%
41510608		1	<div></div>	0.3%
41511004		1	<div></div>	0.3%
41511407		1	<div></div>	0.3%
41710101		1	<div></div>	0.3%
41710201		1	<div></div>	0.3%
41710401		1	<div></div>	0.3%
41710501		1	<div></div>	0.3%
41711004		1	<div></div>	0.3%
41711404		1	<div></div>	0.3%
41810403		1	<div></div>	0.3%
41820102		1	<div></div>	0.3%
41820201		1	<div></div>	0.3%
41820907		1	<div></div>	0.3%
41920402		1	<div></div>	0.3%
42010704		1	<div></div>	0.3%
42010803		1	<div></div>	0.3%
42110801		1	<div></div>	0.3%
42210204		1	<div></div>	0.3%
42310905		1	<div></div>	0.3%
42610402		1	<div></div>	0.3%

Warning: these figures indicate the number of cases found in the data file. They cannot be interpreted as summary statistics of the population of interest.

Villagecode: Village code

Information	[Type= discrete] [Format=numeric] [Range= 1012040204-4261040201] [Missing=*]			
Statistics [NW/ W]	[Valid=308 /-] [Invalid=0 /-]			
Value	Label	Cases	Percentage	
1012040204		1	<div></div>	0.3%
1021010402		1	<div></div>	0.3%
1021010802		1	<div></div>	0.3%
1021020205		1	<div></div>	0.3%
1021020504		1	<div></div>	0.3%
1021020601		1	<div></div>	0.3%
1021020805		1	<div></div>	0.3%

File : CSEC4H_1

Villagecode: Village code

Value	Label	Cases	Percentage
1021030109		1	0.3%
1021030203		1	0.3%
1021030412		1	0.3%
1021030504		1	0.3%
1021030509		1	0.3%
1021030606		1	0.3%
1021030803		1	0.3%
1021030904		2	0.6%
1021031208		1	0.3%
1021040102		1	0.3%
1021040203		1	0.3%
1021041002		1	0.3%
1021041118		1	0.3%
1021041701		1	0.3%
1021041903		1	0.3%
1021050106		1	0.3%
1021050307		1	0.3%
1021050405		1	0.3%
1021051004		1	0.3%
1021051305		1	0.3%
1021051506		1	0.3%
1021051832		1	0.3%
1031050505		1	0.3%
1041020405		1	0.3%
1041040304		1	0.3%
1041050403		1	0.3%
1042080404		1	0.3%
1051050201		1	0.3%
1061010108		1	0.3%
1061010902		1	0.3%
1061060602		1	0.3%
1071050302		1	0.3%
1071050503		1	0.3%
1072020601		1	0.3%
1073020305		1	0.3%
1073050702		1	0.3%
1081060309		1	0.3%
1083010101		1	0.3%
1083010505		1	0.3%
1083050204		1	0.3%
1101050107		1	0.3%
1102030601		1	0.3%
1102040107		1	0.3%

File : CSEC4H_1

Villagecode: Village code

Value	Label	Cases	Percentage
1102060309		1	0.3%
1102070403		1	0.3%
1103050102		1	0.3%
1103060102		1	0.3%
1111020105		1	0.3%
1112020403		1	0.3%
1112020618		1	0.3%
1121020302		1	0.3%
1121040209		1	0.3%
1122030104		1	0.3%
1122040303		1	0.3%
1131050402		1	0.3%
1131050505		1	0.3%
1131110205		1	0.3%
1131120307		1	0.3%
1131130204		1	0.3%
1131130602		1	0.3%
1133030101		1	0.3%
1133030109		1	0.3%
1133030504		1	0.3%
1133040308		1	0.3%
1133060601		1	0.3%
1133070102		1	0.3%
1151030204		1	0.3%
1151040307		1	0.3%
1152020907		1	0.3%
1152030702		1	0.3%
1152050405		1	0.3%
1152070306		1	0.3%
1161020501		1	0.3%
1171030802		1	0.3%
1171040504		1	0.3%
1171100309		1	0.3%
1171100312		1	0.3%
1181010407		1	0.3%
1191030304		1	0.3%
1201050202		1	0.3%
1221020604		1	0.3%
1221050203		1	0.3%
1221060206		1	0.3%
1231080303		1	0.3%
1241010603		1	0.3%
1241030216		1	0.3%

File : CSEC4H_1

Villagecode: Village code

Value	Label	Cases	Percentage
1241040102		1	0.3%
1241070106		1	0.3%
1241080210		1	0.3%
2011060205		2	0.6%
2011100902		1	0.3%
2032020304		1	0.3%
2033010101		1	0.3%
2033030403		1	0.3%
2041010302		1	0.3%
2041020405		1	0.3%
2042030105		1	0.3%
2043010103		1	0.3%
2043010202		1	0.3%
2043020514		1	0.3%
2051040101		1	0.3%
2071030105		1	0.3%
2081021402		2	0.6%
2081040401		1	0.3%
2081071301		1	0.3%
2092010105		1	0.3%
2092010401		1	0.3%
2102050401		4	1.3%
2111010504		1	0.3%
2111030302		1	0.3%
2111060303		1	0.3%
2121040306		1	0.3%
2121050407		1	0.3%
2122020101		1	0.3%
2123050204		1	0.3%
2123110101		1	0.3%
2141010403		1	0.3%
2141010604		1	0.3%
2141020206		1	0.3%
2141080105		1	0.3%
2141130103		1	0.3%
2141130307		4	1.3%
2151090208		1	0.3%
2151150202		1	0.3%
2151200204		1	0.3%
2162020306		2	0.6%
2181030213		1	0.3%
2181150401		1	0.3%
2191031301		1	0.3%

File : CSEC4H_1

Villagecode: Village code

Value	Label	Cases	Percentage
2191031702		2	<div></div> 0.6%
2211090203		1	<div></div> 0.3%
2211090505		1	<div></div> 0.3%
2221060201		1	<div></div> 0.3%
2231080506		1	<div></div> 0.3%
2231200204		1	<div></div> 0.3%
2231210104		1	<div></div> 0.3%
2231210105		1	<div></div> 0.3%
2231210302		1	<div></div> 0.3%
2231260115		1	<div></div> 0.3%
2231280102		1	<div></div> 0.3%
2241050511		1	<div></div> 0.3%
2251030415		1	<div></div> 0.3%
2251110322		1	<div></div> 0.3%
2261010102		1	<div></div> 0.3%
2261030205		1	<div></div> 0.3%
2261030301		1	<div></div> 0.3%
2261040510		1	<div></div> 0.3%
2281020304		1	<div></div> 0.3%
2301070905		1	<div></div> 0.3%
2321010406		1	<div></div> 0.3%
2322030405		1	<div></div> 0.3%
3021010215		1	<div></div> 0.3%
3022010508		1	<div></div> 0.3%
3022010708		1	<div></div> 0.3%
3022030205		1	<div></div> 0.3%
3022040505		1	<div></div> 0.3%
3022050502		1	<div></div> 0.3%
3032010205		1	<div></div> 0.3%
3032020706		1	<div></div> 0.3%
3032040506		1	<div></div> 0.3%
3034020408		1	<div></div> 0.3%
3034040102		1	<div></div> 0.3%
3034040304		1	<div></div> 0.3%
3034050711		1	<div></div> 0.3%
3035030411		1	<div></div> 0.3%
3035040205		1	<div></div> 0.3%
3041020101		1	<div></div> 0.3%
3042040105		1	<div></div> 0.3%
3042040201		1	<div></div> 0.3%
3043010404		1	<div></div> 0.3%
3051020803		1	<div></div> 0.3%
3061020306		1	<div></div> 0.3%

File : CSEC4H_1

Villagecode: Village code

Value	Label	Cases	Percentage
3061030101		2	<div></div> 0.6%
3061060103		1	<div></div> 0.3%
3071080206		1	<div></div> 0.3%
3071080301		1	<div></div> 0.3%
3072020302		1	<div></div> 0.3%
3081020606		1	<div></div> 0.3%
3091020502		1	<div></div> 0.3%
3091030501		1	<div></div> 0.3%
3092040606		1	<div></div> 0.3%
3101020203		1	<div></div> 0.3%
3102060309		1	<div></div> 0.3%
3102060408		1	<div></div> 0.3%
3102070603		1	<div></div> 0.3%
3111030202		2	<div></div> 0.6%
3113020101		1	<div></div> 0.3%
3121050202		1	<div></div> 0.3%
3131020505		1	<div></div> 0.3%
3131040312		1	<div></div> 0.3%
3141030403		1	<div></div> 0.3%
3171010102		1	<div></div> 0.3%
3171020201		1	<div></div> 0.3%
3171060512		1	<div></div> 0.3%
3181030204		2	<div></div> 0.6%
3181070501		1	<div></div> 0.3%
3181140207		1	<div></div> 0.3%
3191030304		1	<div></div> 0.3%
3191050803		1	<div></div> 0.3%
3191070202		1	<div></div> 0.3%
3201030323		1	<div></div> 0.3%
3201080801		1	<div></div> 0.3%
3211030405		1	<div></div> 0.3%
3211050502		1	<div></div> 0.3%
3211060105		1	<div></div> 0.3%
3211070617		1	<div></div> 0.3%
3221080206		1	<div></div> 0.3%
3221110412		1	<div></div> 0.3%
3231040301		1	<div></div> 0.3%
3231060409		1	<div></div> 0.3%
3231070104		1	<div></div> 0.3%
3231080204		1	<div></div> 0.3%
3251010205		1	<div></div> 0.3%
3251030508		1	<div></div> 0.3%
3251030601		1	<div></div> 0.3%

File : CSEC4H_1

Villagecode: Village code

Value	Label	Cases	Percentage
3251030602		1	0.3%
3271030305		1	0.3%
3291060206		1	0.3%
3301070101		1	0.3%
3301070303		1	0.3%
3301100102		1	0.3%
4022070507		1	0.3%
4022080505		1	0.3%
4031010202		1	0.3%
4031050502		1	0.3%
4032010205		1	0.3%
4032050403		1	0.3%
4033010412		1	0.3%
4041020302		1	0.3%
4042070409		1	0.3%
4044030303		1	0.3%
4051040205		1	0.3%
4052080304		1	0.3%
4052110310		1	0.3%
4053010409		1	0.3%
4053020304		1	0.3%
4061080401		1	0.3%
4062010203		1	0.3%
4062100306		1	0.3%
4062120102		1	0.3%
4063030706		1	0.3%
4072020402		1	0.3%
4072050104		1	0.3%
4073030305		1	0.3%
4073060419		1	0.3%
4081020104		1	0.3%
4081120206		1	0.3%
4081130406		1	0.3%
4091010401		1	0.3%
4092030509		1	0.3%
4093010304		1	0.3%
4101020405		1	0.3%
4101050204		1	0.3%
4102010106		1	0.3%
4102010107		1	0.3%
4103030601		1	0.3%
4111030105		1	0.3%
4112030202		1	0.3%

File : CSEC4H_1

Villagecode: Village code

Value	Label	Cases	Percentage
4113020204		1	<div></div> 0.3%
4113040203		1	<div></div> 0.3%
4114020204		1	<div></div> 0.3%
4114030308		1	<div></div> 0.3%
4121030414		1	<div></div> 0.3%
4122010704		1	<div></div> 0.3%
4122030405		1	<div></div> 0.3%
4141160106		1	<div></div> 0.3%
4151050204		1	<div></div> 0.3%
4151060812		1	<div></div> 0.3%
4151100404		1	<div></div> 0.3%
4151140703		1	<div></div> 0.3%
4171010109		1	<div></div> 0.3%
4171020103		1	<div></div> 0.3%
4171040107		1	<div></div> 0.3%
4171050107		1	<div></div> 0.3%
4171100404		1	<div></div> 0.3%
4171140402		1	<div></div> 0.3%
4181040301		1	<div></div> 0.3%
4182010203		1	<div></div> 0.3%
4182020104		1	<div></div> 0.3%
4182090702		1	<div></div> 0.3%
4192040205		1	<div></div> 0.3%
4201070403		1	<div></div> 0.3%
4201080309		1	<div></div> 0.3%
4211080107		1	<div></div> 0.3%
4221020401		1	<div></div> 0.3%
4231090509		1	<div></div> 0.3%
4261040201		1	<div></div> 0.3%

Warning: these figures indicate the number of cases found in the data file. They cannot be interpreted as summary statistics of the population of interest.

C4HMIS2: HSD Name

Information	[Type= discrete] [Format=character] [Missing=*]		
Statistics [NW/ W]	[Valid=247 /-] [Invalid=0 /-]		
Value	Label	Cases	Percentage
105		37	<div></div> 15.0%
AGAGO		1	<div></div> 0.4%
ARINGA		2	<div></div> 0.8%
ARUU		1	<div></div> 0.4%
ATURTUR HOSPITAL		1	<div></div> 0.4%
AYIVU		2	<div></div> 0.8%
BAMUNANIKA		2	<div></div> 0.8%
BOKORA HSD		1	<div></div> 0.4%

File : CSEC4H_1

C4HMIS2: HSD Name

Value	Label	Cases	Percentage
BUBULO EAST		4	1.6%
BUBULO WEST		2	0.8%
BUDADIRI WEST		1	0.4%
BUDIOPE		1	0.4%
BUDIOPE EAST		1	0.4%
BUDONDO		1	0.4%
BUGAHYA		2	0.8%
BUGEMBE HEALTH CENTER IV		1	0.4%
BUHAGUZI		2	0.8%
BUIKWE NORTH		1	0.4%
BUKEDEA		3	1.2%
BUKONZO EAST		1	0.4%
BUKOOLI NORTH		1	0.4%
BUKOTO MID WEST		1	0.4%
BUKUKU		1	0.4%
BUKUKU HSD		1	0.4%
BULAMBULI		1	0.4%
BULAMOGI HSD.		1	0.4%
BUNYA WEST		2	0.8%
BUNYOLE		2	0.8%
BURUULI		1	0.4%
BUSUJJU		1	0.4%
BUTEMBE		1	0.4%
BUYAGA		1	0.4%
Bamunanika Health Sub district		1	0.4%
Bbaale		1	0.4%
Budadiri East (Budadiri Health centre IV)		1	0.4%
Buikwe North		1	0.4%
Bukomansimbi		1	0.4%
Bukomero		1	0.4%
Bukoto South		1	0.4%
Bukoto West		1	0.4%
Bulambuli		1	0.4%

File : CSEC4H_1

C4HMIS2: HSD Name

Value	Label	Cases	Percentage
Busiro East		1	0.4%
Busiro South		1	0.4%
Busiro South (Kisubi Hospital)		1	0.4%
Butambala		1	0.4%
CENTRAL		2	0.8%
CHEWI		2	0.8%
DODOTH EAST		2	0.8%
DOKOLO		2	0.8%
ERUTE SOUTH		1	0.4%
GULU MUNICIPAL		2	0.8%
GULU MUNICIPAL		1	0.4%
JIE		4	1.6%
JINJA EAST HC IV		1	0.4%
JONAN		1	0.4%
KAABONG		2	0.8%
KABELEBYONC		2	0.8%
KAGANDO		1	0.4%
KAKINDO		2	0.8%
KALONGO		1	0.4%
KALUNGU EAST		1	0.4%
KAPRORON		1	0.4%
KASILO COUNTY HSD		1	0.4%
KATARAKA		1	0.4%
KATARAKA H.C		1	0.4%
KATIKAMU		1	0.4%
KAWEMPE H/ CIV		1	0.4%
KAWEMPE NORTH		1	0.4%
KCCA		4	1.6%
KIBANDA		1	0.4%
KIBIITO		1	0.4%
KIIRA		1	0.4%
KITIMBWA		1	0.4%
KOBOKO		3	1.2%
KOLE		4	1.6%
KUMI		3	1.2%
KWANIA		1	0.4%

File : CSEC4H_1

C4HMIS2: HSD Name

Value	Label	Cases	Percentage
KYADONDO EAST		1	0.4%
KYARUSOZI		1	0.4%
KYELEGWA HEALTH SUBDISTRICT		1	0.4%
KYENJOJO		2	0.8%
KYENJOJO HSD		1	0.4%
KYOTERA		1	0.4%
Kakuuto HC IV		1	0.4%
Kalungi East		1	0.4%
Kasanda Health Centre IV		1	0.4%
Kasangati Health Centre IV		2	0.8%
Kassanda		1	0.4%
Kawempe North		1	0.4%
Kooki		3	1.2%
Kyadondo South		1	0.4%
Kyandondo North		1	0.4%
Kyazanga Health Centre IV		2	0.8%
Kyotera		1	0.4%
Kyotera Health Sub district		1	0.4%
LABWOR		1	0.4%
LIRA MUNICIPAL		1	0.4%
Lwamaggwa Health Centre IV		1	0.4%
Lwemiyaga Health Sub District		1	0.4%
MAKINDYE		2	0.8%
MANJIYA		2	0.8%
MARACHA		2	0.8%
MARUZI		4	1.6%
MATHENIKO HSD		1	0.4%
MAWOGOLA		2	0.8%
MITYANA NORTH		1	0.4%
MITYANA SOUTH		1	0.4%
MOROTO		2	0.8%
MUNICIPALITY		1	0.4%

File : CSEC4H_1

C4HMIS2: HSD Name

Value	Label	Cases	Percentage
Mawokota North		1	0.4%
Mawokota South		2	0.8%
Mityana South		1	0.4%
Miyana South		1	0.4%
Mukono North		1	0.4%
NAMUTUMBA		1	0.4%
NANKOMA HC IV		2	0.8%
NTWETWE		1	0.4%
NYAMIRAME		1	0.4%
Nakifuma		2	0.8%
Namusaale HC II		1	0.4%
Ntenjeru North		1	0.4%
OBONGI		2	0.8%
OKORO		3	1.2%
OMORO		1	0.4%
OPUYO HC11-SOROTI		1	0.4%
OTUKE		1	0.4%
OYAM SOUTH		1	0.4%
OYAM NORTH		2	0.8%
OYAM SOUTH		1	0.4%
PADYERE		2	0.8%
PALLISA		2	0.8%
PIAN		1	0.4%
RUBAGA HSD		1	0.4%
RUKOOKI		1	0.4%
RWASANDE		1	0.4%
SERERE		1	0.4%
SOOROTI		1	0.4%
SOROTI		1	0.4%
TEREGO		4	1.6%
TOROMA		1	0.4%
TORORO COUNTY		2	0.8%
Tororo Municipality		1	0.4%
VURRA AND UPPER MADI		2	0.8%
WEST BUDAMA		1	0.4%
WEST MOYO		1	0.4%
bunya west		1	0.4%
dokolo		2	0.8%

File : CSEC4H_1

C4HMIS2: HSD Name

Value	Label	Cases	Percentage
kyamulibwa Health Centre Iv		1	0.4%
moroto		1	0.4%

Warning: these figures indicate the number of cases found in the data file. They cannot be interpreted as summary statistics of the population of interest.

C4HQ87: Other Comments?

Information	[Type= discrete] [Format=character] [Missing=*]
Statistics [NW/ W]	[Valid=92 /-]

Value	Label	Cases	Percentage
.		5	5.4%
A BIG NUMBER OF MOTHERS IS SENT TO KAGADI HOSPITAL BECAUSE THE FACILITY LACKS A MIDWIFE HENCE A SMALL NUMBER REPORTED.		1	1.1%
Ayago health facility if visited after 2.00pm , you will herdly get amedical staff working		1	1.1%
BBA means Birth before arrival eg women who deliver on their way to the health centre .		1	1.1%
Comment about salary: Nalukenge Annet has never recieved salary for a period of One year.		1	1.1%
DATABASE FACILITY REPORT NOT THERE		1	1.1%
DELIVERIES JUST STARTED 7 DAYS AGO FROM VISIT TIME - 2014		1	1.1%
DIAGNOSIS IS MORE THAN THE		1	1.1%

File : CSEC4H_1

C4HQ87: Other Comments?

Value	Label	Cases	Percentage
ATTENDANCE AND MISSING TALLY SHEETS CAUSE MISMATCH.			
Data not available		1	 1.1%
Database (Q6) not yet complete for the year 2013.		1	 1.1%
Database for 2013 not present		1	 1.1%
Database is for previous year-2012. Nothing for 2013		1	 1.1%
Database is for year 2012		1	 1.1%
Database not available		1	 1.1%
Database report missing		1	 1.1%
Good records although some talley sheets were missing.		1	 1.1%
HMIS 105 NOT THE SAME DUE TO WRONG REPORTING.		1	 1.1%
HMIS DATA IS FOR SEPTEMBER		1	 1.1%
Hims for june missing and we failed to go to the HSD since it was a week end		1	 1.1%
IN MARCH AND JUNE THERE WAS A HIGH OPD TURN UP DUE TO THE HIGH OUTBREAK OF MALARIA FROM JANUARY TO JULY		1	 1.1%
In June there was no Gas in the refregirator so no immunisation		1	 1.1%

File : CSEC4H_1

C4HQ87: Other Comments?

Value	Label	Cases	Percentage
Kirudu H/C111 has no code		1	<div></div> 1.1%
MARCH HAD A BIG TURN UP TO THE HIGH RATE OF MALARIA IN THAT MONTH		1	<div></div> 1.1%
MISMATCH IS BECAUSE AT TIMES PEOPLE WHO COULD HAVE GOT NUMBERS AT TIMES BECOME IMPATIENT WAITING IN THE LINE AND GO SO THIS AFFECTS NUMBERING IN THE REGISTER.		1	<div></div> 1.1%
MISMATCH IS DUE TO MISSING TALLEY SHEET AND WRONG NUMBERING		1	<div></div> 1.1%
MISMATCH IS DUE TO MISSING TALLY SHEETS AND WRONG NUMBERINGS.		1	<div></div> 1.1%
MISMATCH IS DUE TO MISSING TALLY SHEETS IN THE FILE		1	<div></div> 1.1%
MISSING HMIS 105		1	<div></div> 1.1%
MISSING TALLY SHEETS.		1	<div></div> 1.1%
MISSING HMIS		1	<div></div> 1.1%
MISSING REGISTER AND TALLY SHEETS AND THE IN-CHARGE WAS SO BUSY THAT I HAD		1	<div></div> 1.1%











File : CSEC4H_1

C4HQ87: Other Comments?

Value	Label	Cases	Percentage
TO TAKE ALL THAT LONG.			
MISSING TALLY SHEETS AND WRONG TALLYING CAUSE MISMATCH		1	1.1%
NO USE OF HMIS 105 ,NO DELIVERIES , NO IMMUNISATION		1	1.1%
NO DATA BASE REPORT		1	1.1%
NO DELIVERIES AND IMMUNISATION		1	1.1%
NO DELIVERIES IN THE FACILITY		1	1.1%
NO DELIVERIES IN THIS HEALTH CENTER		1	1.1%
NO DELIVERY CONDUCTED IN UNIT		1	1.1%
NO IMMUNISATION IN THE MONTH OF MARCH BSE THE FRIDGE WAS DOWN.		1	1.1%
NO MORE COOKING OF REPORT SUBMITTED AT THE HSD DISTRICT ,DECI BY THE RESPONDENT.		1	1.1%
NOVEMBER 2013 had the highest number of new attendance to Malaria out break		1	1.1%
No DPT vaccines in March		1	1.1%

File : CSEC4H_1

C4HQ87: Other Comments?

Value	Label	Cases	Percentage
No data since they are not provided with HMIS monthly reports books		1	 1.1%
No database facility report		2	 2.2%
No database report		2	 2.2%
No database report found written		1	 1.1%
November has the highest number of OPD due to high cases of Malaria because of heavy rains leading to high breeding of mosquitoes		1	 1.1%
Number of attendance per month depends on the availability of drugs mostly Coetum. New attendances involves OPD, HIV clinic, General ward patients who visit at night and during weekend when OPD is closed, etc		1	 1.1%
Numbering from 1000 onwards was a problem.		1	 1.1%
OPD ATTENDANCE NOT FILLED IN THE HMIS 105 OF MARCH AND FAILED TO GET HMIS FOCAL PERSON AT THE HSD		1	 1.1%
OTHER RECORDS FOR NEXT VISIT		2	 2.2%
Opuyo H/C11 has got no deliveries and information for OPD in		1	 1.1%

File : CSEC4H_1

C4HQ87: Other Comments?

Value	Label	Cases	Percentage
March and June is missing the in charge had misplaced it and the acting incharge failed toto trace it			
RECORDS MISSING EVEN BY SECOND VISIT		1	 1.1%
Records person was not present so the above data could not be got		1	 1.1%
Some patients were left out and that is why some figures are so low.		1	 1.1%
THE FACILITY OPENED THIS YEAR, SO NO DATA FOR HMIS105 2013		1	 1.1%
THE INCHARGE SAID THEY NEVER COMPILED A REPORT FOR NOVEMBER		1	 1.1%
THE RECORDS PERSON WAS AWAY TO AVAIL ME WITH INFORMATION BOTH AT THE UNIT AND HSD		1	 1.1%
THERE ARE NO DELIVERIES IN THIS UNIT and also the HMIS REPORT for 2013 was misplaced and could not be traced.		2	 2.2%
THERE ARE NO DERIVERIES AND IMMUNISATION OF CHILDREN IN THIS H/C II		1	 1.1%
THERE WAS NO VACCINE		1	 1.1%

File : CSEC4H_1

C4HQ87: Other Comments?

Value	Label	Cases	Percentage
IN THE MONTH OF MARCH			
THERE WERE NO VACCINES IN THIS MONTH. THE MONTH OF JUNE IS ALSO MISSING BSE THE FORMER RECORDS PERSON IT SEEMS SHE NEVER COMPILED IT,ALSO WE COULD NOT ACCESS OTHER DOCUMENTS BECAUSE THE CURRENT RECORDS PERSON WAS ABSENT.		1	<div></div> 1.1%
They do not prepare the Database report.		1	<div></div> 1.1%
WRONG NUMBERING AND MISSING TALLY SHEETS		1	<div></div> 1.1%
WRONG NUMBERING AND MISSING TALLY SHEETS.		1	<div></div> 1.1%
Wrong numberings ,missi register ,wrong tallying .and fading of		1	<div></div> 1.1%
could not trace books as building under renovation		1	<div></div> 1.1%
delays of returns of tallysheets by vaccinaters make some informations on other tally sheets left out when making monthly reports for HSD which are later brought after		1	<div></div> 1.1%

File : CSEC4H_1

C4HQ87: Other Comments?

Value	Label	Cases	Percentage
reports would have been made.			
did not have database facility report		1	<div></div> 1.1%
incharge comments: suture, surgical gloves and cotton, mama kit and pitocin. such should be provided in plenty		1	<div></div> 1.1%
mismatch could also be due to mis registration of patients		1	<div></div> 1.1%
mismatch is due to wrong numbering and missing tally sheets.		1	<div></div> 1.1%
mismatch is due to wrong numberings and missing tally sheets during time of report making.		1	<div></div> 1.1%
mismatch is most likely due to wrong counting of new and re-attendance.		1	<div></div> 1.1%
most books with record are misplaced so partial data collected		1	<div></div> 1.1%
no keys to records		1	<div></div> 1.1%
she is very good 0782-409685		1	<div></div> 1.1%
some books could not be traced		1	<div></div> 1.1%
staff with records not available -		1	<div></div> 1.1%
tally sheets missing.		1	<div></div> 1.1%
the facility has got no deliveries and immunisation services		2	<div></div> 2.2%

File : CSEC4H_1

C4HQ87: Other Comments?

Value	Label	Cases	Percentage
verified by tally sheets		1	<div></div> 1.1%
wrong numbering and missing tally sheets		1	<div></div> 1.1%

Warning: these figures indicate the number of cases found in the data file. They cannot be interpreted as summary statistics of the population of interest.

Survey_Visit: Select visit 1 or 2 for the entire survey

Information	[Type= discrete] [Format=numeric] [Range= 1-2] [Missing=*]
Statistics [NW/ W]	[Valid=308 /-] [Invalid=0 /-]

Value	Label	Cases	Percentage
1	Visit 1	40	<div></div> 13.0%
2	Visit 2	268	<div></div> 87.0%

Warning: these figures indicate the number of cases found in the data file. They cannot be interpreted as summary statistics of the population of interest.

Health_Response: Health Response Status

Information	[Type= discrete] [Format=numeric] [Range= 1-3] [Missing=*]
Statistics [NW/ W]	[Valid=282 /-] [Invalid=26 /-]

Value	Label	Cases	Percentage
1	Completed	207	<div></div> 73.4%
2	Partially Done	22	<div></div> 7.8%
3	Not Done	53	<div></div> 18.8%
Sysmiss		26	

Warning: these figures indicate the number of cases found in the data file. They cannot be interpreted as summary statistics of the population of interest.

Reason_Health_Not_Done: Reason Health not done:

Information	[Type= discrete] [Format=character] [Missing=*]
Statistics [NW/ W]	[Valid=50 /-] [Invalid=0 /-]

Value	Label	Cases	Percentage
Available facility is a hospital NAGURU		1	<div></div> 2.0%
FACILITY MAINLY USED IS HOSPITAL		1	<div></div> 2.0%
Facility not open. Staff absenteeism.		1	<div></div> 2.0%
HEALTH CENTRE DEMOLISHED FOR RENOVATION		1	<div></div> 2.0%
HEALTH WORK NOT FOUND TO BE DONE DURING THE 2nd VISIT		1	<div></div> 2.0%

File : CSEC4H_1

Reason_Health_Not_Done: Reason Health not done:

Value	Label	Cases	Percentage
Hospital		1	<div></div> 2.0%
Hospital Level		1	<div></div> 2.0%
Hospital is most common Facility		1	<div></div> 2.0%
Hospital level		1	<div></div> 2.0%
IN CHARGE & ASSISTANT IN WORKSOP FOR A WEEK. TO BE DONE DURING SECOND VISIST		1	<div></div> 2.0%
IN CHARGE NOT AROUND TO BE CAPTURED DURING 2nd VISIT		1	<div></div> 2.0%
INCHARGE HAD GONE TO THE REFUGEE CAMP FOR A MEETING		1	<div></div> 2.0%
INCHARGE NEEDED AN INTRODUCTOR LETTER FROM THE DISTRICT HEALTH OFFICER		1	<div></div> 2.0%
INCHARGE NOT AROUND & OTHERS WERE TOO BUSY TO ATTEND TO ME		1	<div></div> 2.0%
Main facility is a Hospital		1	<div></div> 2.0%
NO BODY WAS AT THE HEALTH CENTER/ IT WAS LOCKED FOR THE THREE DAS WE WERE IN THE EA		1	<div></div> 2.0%
NOT DONE, ITS A WEEKEND		1	<div></div> 2.0%
Not there. Go to mainland at different locations		1	<div></div> 2.0%
Refferal Hospital		3	<div></div> 6.0%

File : CSEC4H_1

Reason_Health_Not_Done: Reason Health not done:

Value	Label	Cases	Percentage
Refferal hospital		1	<div><div></div></div> 2.0%
THE COMMUNITY MAINLY USES LUBAGA HOSPITAL		1	<div><div></div></div> 2.0%
THE COMMUNITY MEMBERS ACCESS THEIR TREATMENT FROM NAGURU HOSPITAL		1	<div><div></div></div> 2.0%
THE COMMUNITY USE MASINDI HOSPITAL		1	<div><div></div></div> 2.0%
THE COMMUNITY USE KAGADI HOSPITAL		1	<div><div></div></div> 2.0%
THE COMMUNITY USES A HOSPITAL		1	<div><div></div></div> 2.0%
THE COMMUNITY USES THE HOSPITAL		1	<div><div></div></div> 2.0%
THE COMMUNITY USES THE HOSPITAL HENCE NOT DATA IS COLLECTED FROM .		1	<div><div></div></div> 2.0%
THE ONE RESPONSIBLE FOR ANSWERING WASNT PRESENT. WILL DO IT NEXT VISIT		1	<div><div></div></div> 2.0%
THEY HAD ALL GONE FOR OUTREACH(THE ARE ONLY TWO)		1	<div><div></div></div> 2.0%
THEY USE A PRIVATE HOSPITAL & P7 PUPILS HAD		1	<div><div></div></div> 2.0%

File : CSEC4H_1

Reason_Health_Not_Done: Reason Health not done:

Value	Label	Cases	Percentage
ALREADY LEFT SCHOOL.			
THEY USE NAGURU HOSPITAL		1	<div></div> 2.0%
The Community uses the Referral Hospital		1	<div></div> 2.0%
The community members mainly go to Entebbe hospital		1	<div></div> 2.0%
They use a hospital called buloba st. francis hospital		1	<div></div> 2.0%
They use the main Hospital KAYUNGA HOSPITAL		1	<div></div> 2.0%
WEEKEND		1	<div></div> 2.0%
data collected by another team in trip 1		1	<div></div> 2.0%
done by another team in trip 1		1	<div></div> 2.0%
it's a gorvenment hospital (st francis buluba hospital)		1	<div></div> 2.0%
no health centre at the island		1	<div></div> 2.0%
staff gone on outreach		2	<div></div> 4.0%
the community now uses Mulago Hospital after the HC has been demolished for renovation		1	<div></div> 2.0%
the community uses Naguru Hospital		1	<div></div> 2.0%
the community uses a private hospital		1	<div></div> 2.0%
they mainly use Nsambya hospital		1	<div></div> 2.0%
they use a gov"t hospital (kamuli hospital)		1	<div></div> 2.0%
weekend		1	<div></div> 2.0%

Warning: these figures indicate the number of cases found in the data file. They cannot be interpreted as summary statistics of the population of interest.

File : CSEC4I

District_Name: District name

Information [Type= discrete] [Format=numeric] [Range= 101-426] [Missing=*]

Statistics [NW/ W] [Valid=308 /-] [Invalid=0 /-]

Value	Label	Cases	Percentage
101		1	0.3%
102		29	9.4%
103		1	0.3%
104		4	1.3%
105		1	0.3%
106		3	1.0%
107		5	1.6%
108		4	1.3%
110		7	2.3%
111		3	1.0%
112		4	1.3%
113		12	3.9%
115		6	1.9%
116		1	0.3%
117		4	1.3%
118		1	0.3%
119		1	0.3%
120		1	0.3%
122		3	1.0%
123		1	0.3%
124		5	1.6%
201		3	1.0%
203		3	1.0%
204		6	1.9%
205		1	0.3%
207		1	0.3%
208		4	1.3%
209		2	0.6%
210		4	1.3%
211		3	1.0%
212		5	1.6%
214		9	2.9%
215		3	1.0%
216		2	0.6%
218		2	0.6%
219		3	1.0%
221		2	0.6%
222		1	0.3%
223		7	2.3%
224		1	0.3%
225		2	0.6%

File : CSEC4I

District_Name: District name

Value	Label	Cases	Percentage
226		4	<div></div> 1.3%
228		1	<div></div> 0.3%
230		1	<div></div> 0.3%
232		2	<div></div> 0.6%
302		6	<div></div> 1.9%
303		9	<div></div> 2.9%
304		4	<div></div> 1.3%
305		1	<div></div> 0.3%
306		4	<div></div> 1.3%
307		3	<div></div> 1.0%
308		1	<div></div> 0.3%
309		3	<div></div> 1.0%
310		4	<div></div> 1.3%
311		3	<div></div> 1.0%
312		1	<div></div> 0.3%
313		2	<div></div> 0.6%
314		1	<div></div> 0.3%
317		3	<div></div> 1.0%
318		4	<div></div> 1.3%
319		3	<div></div> 1.0%
320		2	<div></div> 0.6%
321		4	<div></div> 1.3%
322		2	<div></div> 0.6%
323		4	<div></div> 1.3%
325		4	<div></div> 1.3%
327		1	<div></div> 0.3%
329		1	<div></div> 0.3%
330		3	<div></div> 1.0%
402		2	<div></div> 0.6%
403		5	<div></div> 1.6%
404		3	<div></div> 1.0%
405		5	<div></div> 1.6%
406		5	<div></div> 1.6%
407		4	<div></div> 1.3%
408		3	<div></div> 1.0%
409		3	<div></div> 1.0%
410		5	<div></div> 1.6%
411		6	<div></div> 1.9%
412		3	<div></div> 1.0%
414		1	<div></div> 0.3%
415		4	<div></div> 1.3%
417		6	<div></div> 1.9%
418		4	<div></div> 1.3%

File : CSEC4I

District_Name: District name

Value	Label	Cases	Percentage
419		1	0.3%
420		2	0.6%
421		1	0.3%
422		1	0.3%
423		1	0.3%
426		1	0.3%

Warning: these figures indicate the number of cases found in the data file. They cannot be interpreted as summary statistics of the population of interest.

SubCounty: Sub-county/division/town council

Information	[Type= discrete] [Format=numeric] [Range= 101204-426104] [Missing=*]
Statistics [NW/ W]	[Valid=308 /-] [Invalid=0 /-]

Value	Label	Cases	Percentage
101204		1	0.3%
102101		2	0.6%
102102		4	1.3%
102103		10	3.2%
102104		6	1.9%
102105		7	2.3%
103105		1	0.3%
104102		1	0.3%
104104		1	0.3%
104105		1	0.3%
104208		1	0.3%
105105		1	0.3%
106101		2	0.6%
106106		1	0.3%
107105		2	0.6%
107202		1	0.3%
107302		1	0.3%
107305		1	0.3%
108106		1	0.3%
108301		2	0.6%
108305		1	0.3%
110105		1	0.3%
110203		1	0.3%
110204		1	0.3%
110206		1	0.3%
110207		1	0.3%
110305		1	0.3%
110306		1	0.3%
111102		1	0.3%
111202		2	0.6%
112102		1	0.3%
112104		1	0.3%

File : CSEC4I

SubCounty: Sub-county/division/town council

Value	Label	Cases	Percentage
112203		1	<div></div> 0.3%
112204		1	<div></div> 0.3%
113105		2	<div></div> 0.6%
113111		1	<div></div> 0.3%
113112		1	<div></div> 0.3%
113113		2	<div></div> 0.6%
113303		3	<div></div> 1.0%
113304		1	<div></div> 0.3%
113306		1	<div></div> 0.3%
113307		1	<div></div> 0.3%
115103		1	<div></div> 0.3%
115104		1	<div></div> 0.3%
115202		1	<div></div> 0.3%
115203		1	<div></div> 0.3%
115205		1	<div></div> 0.3%
115207		1	<div></div> 0.3%
116102		1	<div></div> 0.3%
117103		1	<div></div> 0.3%
117104		1	<div></div> 0.3%
117110		2	<div></div> 0.6%
118101		1	<div></div> 0.3%
119103		1	<div></div> 0.3%
120105		1	<div></div> 0.3%
122102		1	<div></div> 0.3%
122105		1	<div></div> 0.3%
122106		1	<div></div> 0.3%
123108		1	<div></div> 0.3%
124101		1	<div></div> 0.3%
124103		1	<div></div> 0.3%
124104		1	<div></div> 0.3%
124107		1	<div></div> 0.3%
124108		1	<div></div> 0.3%
201106		2	<div></div> 0.6%
201110		1	<div></div> 0.3%
203202		1	<div></div> 0.3%
203301		1	<div></div> 0.3%
203303		1	<div></div> 0.3%
204101		1	<div></div> 0.3%
204102		1	<div></div> 0.3%
204203		1	<div></div> 0.3%
204301		2	<div></div> 0.6%
204302		1	<div></div> 0.3%
205104		1	<div></div> 0.3%

File : CSEC4I

SubCounty: Sub-county/division/town council

Value	Label	Cases	Percentage
207103		1	0.3%
208102		2	0.6%
208104		1	0.3%
208107		1	0.3%
209201		2	0.6%
210205		4	1.3%
211101		1	0.3%
211103		1	0.3%
211106		1	0.3%
212104		1	0.3%
212105		1	0.3%
212202		1	0.3%
212305		1	0.3%
212311		1	0.3%
214101		2	0.6%
214102		1	0.3%
214108		1	0.3%
214113		5	1.6%
215109		1	0.3%
215115		1	0.3%
215120		1	0.3%
216202		2	0.6%
218103		1	0.3%
218115		1	0.3%
219103		3	1.0%
221109		2	0.6%
222106		1	0.3%
223108		1	0.3%
223120		1	0.3%
223121		3	1.0%
223126		1	0.3%
223128		1	0.3%
224105		1	0.3%
225103		1	0.3%
225111		1	0.3%
226101		1	0.3%
226103		2	0.6%
226104		1	0.3%
228102		1	0.3%
230107		1	0.3%
232101		1	0.3%
232203		1	0.3%
302101		1	0.3%












































File : CSEC4I

SubCounty: Sub-county/division/town council

Value	Label	Cases	Percentage
302201		2	0.6%
302203		1	0.3%
302204		1	0.3%
302205		1	0.3%
303201		1	0.3%
303202		1	0.3%
303204		1	0.3%
303402		1	0.3%
303404		2	0.6%
303405		1	0.3%
303503		1	0.3%
303504		1	0.3%
304102		1	0.3%
304204		2	0.6%
304301		1	0.3%
305102		1	0.3%
306102		1	0.3%
306103		2	0.6%
306106		1	0.3%
307108		2	0.6%
307202		1	0.3%
308102		1	0.3%
309102		1	0.3%
309103		1	0.3%
309204		1	0.3%
310102		1	0.3%
310206		2	0.6%
310207		1	0.3%
311103		2	0.6%
311302		1	0.3%
312105		1	0.3%
313102		1	0.3%
313104		1	0.3%
314103		1	0.3%
317101		1	0.3%
317102		1	0.3%
317106		1	0.3%
318103		2	0.6%
318107		1	0.3%
318114		1	0.3%
319103		1	0.3%
319105		1	0.3%
319107		1	0.3%

File : CSEC4I

SubCounty: Sub-county/division/town council

Value	Label	Cases	Percentage
320103		1	 0.3%
320108		1	 0.3%
321103		1	 0.3%
321105		1	 0.3%
321106		1	 0.3%
321107		1	 0.3%
322108		1	 0.3%
322111		1	 0.3%
323104		1	 0.3%
323106		1	 0.3%
323107		1	 0.3%
323108		1	 0.3%
325101		1	 0.3%
325103		3	 1.0%
327103		1	 0.3%
329106		1	 0.3%
330107		2	 0.6%
330110		1	 0.3%
402207		1	 0.3%
402208		1	 0.3%
403101		1	 0.3%
403105		1	 0.3%
403201		1	 0.3%
403205		1	 0.3%
403301		1	 0.3%
404102		1	 0.3%
404207		1	 0.3%
404403		1	 0.3%
405104		1	 0.3%
405208		1	 0.3%
405211		1	 0.3%
405301		1	 0.3%
405302		1	 0.3%
406108		1	 0.3%
406201		1	 0.3%
406210		1	 0.3%
406212		1	 0.3%
406303		1	 0.3%
407202		1	 0.3%
407205		1	 0.3%
407303		1	 0.3%
407306		1	 0.3%
408102		1	 0.3%

File : CSEC4I

SubCounty: Sub-county/division/town council

Value	Label	Cases	Percentage
408112		1	<div></div> 0.3%
408113		1	<div></div> 0.3%
409101		1	<div></div> 0.3%
409203		1	<div></div> 0.3%
409301		1	<div></div> 0.3%
410102		1	<div></div> 0.3%
410105		1	<div></div> 0.3%
410201		2	<div></div> 0.6%
410303		1	<div></div> 0.3%
411103		1	<div></div> 0.3%
411203		1	<div></div> 0.3%
411302		1	<div></div> 0.3%
411304		1	<div></div> 0.3%
411402		1	<div></div> 0.3%
411403		1	<div></div> 0.3%
412103		1	<div></div> 0.3%
412201		1	<div></div> 0.3%
412203		1	<div></div> 0.3%
414116		1	<div></div> 0.3%
415105		1	<div></div> 0.3%
415106		1	<div></div> 0.3%
415110		1	<div></div> 0.3%
415114		1	<div></div> 0.3%
417101		1	<div></div> 0.3%
417102		1	<div></div> 0.3%
417104		1	<div></div> 0.3%
417105		1	<div></div> 0.3%
417110		1	<div></div> 0.3%
417114		1	<div></div> 0.3%
418104		1	<div></div> 0.3%
418201		1	<div></div> 0.3%
418202		1	<div></div> 0.3%
418209		1	<div></div> 0.3%
419204		1	<div></div> 0.3%
420107		1	<div></div> 0.3%
420108		1	<div></div> 0.3%
421108		1	<div></div> 0.3%
422102		1	<div></div> 0.3%
423109		1	<div></div> 0.3%
426104		1	<div></div> 0.3%

Warning: these figures indicate the number of cases found in the data file. They cannot be interpreted as summary statistics of the population of interest.

Parish: Parish/ward

Information [Type= discrete] [Format=numeric] [Range= 10120402-42610402] [Missing=*]

File : CSEC4I

Parish: Parish/ward

Statistics [NW/ W] [Valid=308 /-] [Invalid=0 /-]

Value	Label	Cases	Percentage
10120402		1	0.3%
10210104		1	0.3%
10210108		1	0.3%
10210202		1	0.3%
10210205		1	0.3%
10210206		1	0.3%
10210208		1	0.3%
10210301		1	0.3%
10210302		1	0.3%
10210304		1	0.3%
10210305		2	0.6%
10210306		1	0.3%
10210308		1	0.3%
10210309		2	0.6%
10210312		1	0.3%
10210401		1	0.3%
10210402		1	0.3%
10210410		1	0.3%
10210411		1	0.3%
10210417		1	0.3%
10210419		1	0.3%
10210501		1	0.3%
10210503		1	0.3%
10210504		1	0.3%
10210510		1	0.3%
10210513		1	0.3%
10210515		1	0.3%
10210518		1	0.3%
10310505		1	0.3%
10410204		1	0.3%
10410403		1	0.3%
10410504		1	0.3%
10420804		1	0.3%
10510502		1	0.3%
10610101		1	0.3%
10610109		1	0.3%
10610606		1	0.3%
10710503		1	0.3%
10710505		1	0.3%
10720206		1	0.3%
10730203		1	0.3%
10730507		1	0.3%

File : CSEC4I

Parish: Parish/ward

Value	Label	Cases	Percentage
10810603		1	0.3%
10830101		1	0.3%
10830105		1	0.3%
10830502		1	0.3%
11010501		1	0.3%
11020306		1	0.3%
11020401		1	0.3%
11020603		1	0.3%
11020704		1	0.3%
11030501		1	0.3%
11030601		1	0.3%
11110201		1	0.3%
11120204		1	0.3%
11120206		1	0.3%
11210203		1	0.3%
11210402		1	0.3%
11220301		1	0.3%
11220403		1	0.3%
11310504		1	0.3%
11310505		1	0.3%
11311102		1	0.3%
11311203		1	0.3%
11311302		1	0.3%
11311306		1	0.3%
11330301		2	0.6%
11330305		1	0.3%
11330403		1	0.3%
11330606		1	0.3%
11330701		1	0.3%
11510302		1	0.3%
11510403		1	0.3%
11520209		1	0.3%
11520307		1	0.3%
11520504		1	0.3%
11520703		1	0.3%
11610205		1	0.3%
11710308		1	0.3%
11710405		1	0.3%
11711003		2	0.6%
11810104		1	0.3%
11910303		1	0.3%
12010502		1	0.3%
12210206		1	0.3%

File : CSEC4I

Parish: Parish/ward

Value	Label	Cases	Percentage
12210502		1	0.3%
12210602		1	0.3%
12310803		1	0.3%
12410106		1	0.3%
12410302		1	0.3%
12410401		1	0.3%
12410701		1	0.3%
12410802		1	0.3%
20110602		2	0.6%
20111009		1	0.3%
20320203		1	0.3%
20330101		1	0.3%
20330304		1	0.3%
20410103		1	0.3%
20410204		1	0.3%
20420301		1	0.3%
20430101		1	0.3%
20430102		1	0.3%
20430205		1	0.3%
20510401		1	0.3%
20710301		1	0.3%
20810214		2	0.6%
20810404		1	0.3%
20810713		1	0.3%
20920101		1	0.3%
20920104		1	0.3%
21020504		4	1.3%
21110105		1	0.3%
21110303		1	0.3%
21110603		1	0.3%
21210403		1	0.3%
21210504		1	0.3%
21220201		1	0.3%
21230502		1	0.3%
21231101		1	0.3%
21410104		1	0.3%
21410106		1	0.3%
21410202		1	0.3%
21410801		1	0.3%
21411301		1	0.3%
21411303		4	1.3%
21510902		1	0.3%
21511502		1	0.3%

File : CSEC4I

Parish: Parish/ward

Value	Label	Cases	Percentage
21512002		1	0.3%
21620203		2	0.6%
21810302		1	0.3%
21811504		1	0.3%
21910313		1	0.3%
21910317		2	0.6%
22110902		1	0.3%
22110905		1	0.3%
22210602		1	0.3%
22310805		1	0.3%
22312002		1	0.3%
22312101		2	0.6%
22312103		1	0.3%
22312601		1	0.3%
22312801		1	0.3%
22410505		1	0.3%
22510304		1	0.3%
22511103		1	0.3%
22610101		1	0.3%
22610302		1	0.3%
22610303		1	0.3%
22610405		1	0.3%
22810203		1	0.3%
23010709		1	0.3%
23210104		1	0.3%
23220304		1	0.3%
30210102		1	0.3%
30220105		1	0.3%
30220107		1	0.3%
30220302		1	0.3%
30220405		1	0.3%
30220505		1	0.3%
30320102		1	0.3%
30320207		1	0.3%
30320405		1	0.3%
30340204		1	0.3%
30340401		1	0.3%
30340403		1	0.3%
30340507		1	0.3%
30350304		1	0.3%
30350402		1	0.3%
30410201		1	0.3%
30420401		1	0.3%

File : CSEC4I

Parish: Parish/ward

Value	Label	Cases	Percentage
30420402		1	0.3%
30430104		1	0.3%
30510208		1	0.3%
30610203		1	0.3%
30610301		2	0.6%
30610601		1	0.3%
30710802		1	0.3%
30710803		1	0.3%
30720203		1	0.3%
30810206		1	0.3%
30910205		1	0.3%
30910305		1	0.3%
30920406		1	0.3%
31010202		1	0.3%
31020603		1	0.3%
31020604		1	0.3%
31020706		1	0.3%
31110302		2	0.6%
31130201		1	0.3%
31210502		1	0.3%
31310205		1	0.3%
31310403		1	0.3%
31410304		1	0.3%
31710101		1	0.3%
31710202		1	0.3%
31710605		1	0.3%
31810302		2	0.6%
31810705		1	0.3%
31811402		1	0.3%
31910303		1	0.3%
31910508		1	0.3%
31910702		1	0.3%
32010303		1	0.3%
32010808		1	0.3%
32110304		1	0.3%
32110505		1	0.3%
32110601		1	0.3%
32110706		1	0.3%
32210802		1	0.3%
32211104		1	0.3%
32310403		1	0.3%
32310604		1	0.3%
32310701		1	0.3%

File : CSEC4I

Parish: Parish/ward

Value	Label	Cases	Percentage
32310802		1	0.3%
32510102		1	0.3%
32510305		1	0.3%
32510306		2	0.6%
32710303		1	0.3%
32910602		1	0.3%
33010701		1	0.3%
33010703		1	0.3%
33011001		1	0.3%
40220705		1	0.3%
40220805		1	0.3%
40310102		1	0.3%
40310505		1	0.3%
40320102		1	0.3%
40320504		1	0.3%
40330104		1	0.3%
40410203		1	0.3%
40420704		1	0.3%
40440303		1	0.3%
40510402		1	0.3%
40520803		1	0.3%
40521103		1	0.3%
40530104		1	0.3%
40530203		1	0.3%
40610804		1	0.3%
40620102		1	0.3%
40621003		1	0.3%
40621201		1	0.3%
40630307		1	0.3%
40720204		1	0.3%
40720501		1	0.3%
40730303		1	0.3%
40730604		1	0.3%
40810201		1	0.3%
40811202		1	0.3%
40811304		1	0.3%
40910104		1	0.3%
40920305		1	0.3%
40930103		1	0.3%
41010204		1	0.3%
41010502		1	0.3%
41020101		2	0.6%
41030306		1	0.3%

File : CSEC4I

Parish: Parish/ward

Value	Label	Cases	Percentage	
41110301		1	<div></div>	0.3%
41120302		1	<div></div>	0.3%
41130202		1	<div></div>	0.3%
41130402		1	<div></div>	0.3%
41140202		1	<div></div>	0.3%
41140303		1	<div></div>	0.3%
41210304		1	<div></div>	0.3%
41220107		1	<div></div>	0.3%
41220304		1	<div></div>	0.3%
41411601		1	<div></div>	0.3%
41510502		1	<div></div>	0.3%
41510608		1	<div></div>	0.3%
41511004		1	<div></div>	0.3%
41511407		1	<div></div>	0.3%
41710101		1	<div></div>	0.3%
41710201		1	<div></div>	0.3%
41710401		1	<div></div>	0.3%
41710501		1	<div></div>	0.3%
41711004		1	<div></div>	0.3%
41711404		1	<div></div>	0.3%
41810403		1	<div></div>	0.3%
41820102		1	<div></div>	0.3%
41820201		1	<div></div>	0.3%
41820907		1	<div></div>	0.3%
41920402		1	<div></div>	0.3%
42010704		1	<div></div>	0.3%
42010803		1	<div></div>	0.3%
42110801		1	<div></div>	0.3%
42210204		1	<div></div>	0.3%
42310905		1	<div></div>	0.3%
42610402		1	<div></div>	0.3%

Warning: these figures indicate the number of cases found in the data file. They cannot be interpreted as summary statistics of the population of interest.

Villagecode: Village code

Information	[Type= discrete] [Format=numeric] [Range= 1012040204-4261040201] [Missing=*]			
Statistics [NW/ W]	[Valid=308 /-] [Invalid=0 /-]			
Value	Label	Cases	Percentage	
1012040204		1	<div></div>	0.3%
1021010402		1	<div></div>	0.3%
1021010802		1	<div></div>	0.3%
1021020205		1	<div></div>	0.3%
1021020504		1	<div></div>	0.3%
1021020601		1	<div></div>	0.3%
1021020805		1	<div></div>	0.3%

File : CSEC4I

Villagecode: Village code

Value	Label	Cases	Percentage
1021030109		1	0.3%
1021030203		1	0.3%
1021030412		1	0.3%
1021030504		1	0.3%
1021030509		1	0.3%
1021030606		1	0.3%
1021030803		1	0.3%
1021030904		2	0.6%
1021031208		1	0.3%
1021040102		1	0.3%
1021040203		1	0.3%
1021041002		1	0.3%
1021041118		1	0.3%
1021041701		1	0.3%
1021041903		1	0.3%
1021050106		1	0.3%
1021050307		1	0.3%
1021050405		1	0.3%
1021051004		1	0.3%
1021051305		1	0.3%
1021051506		1	0.3%
1021051832		1	0.3%
1031050505		1	0.3%
1041020405		1	0.3%
1041040304		1	0.3%
1041050403		1	0.3%
1042080404		1	0.3%
1051050201		1	0.3%
1061010108		1	0.3%
1061010902		1	0.3%
1061060602		1	0.3%
1071050302		1	0.3%
1071050503		1	0.3%
1072020601		1	0.3%
1073020305		1	0.3%
1073050702		1	0.3%
1081060309		1	0.3%
1083010101		1	0.3%
1083010505		1	0.3%
1083050204		1	0.3%
1101050107		1	0.3%
1102030601		1	0.3%
1102040107		1	0.3%

File : CSEC4I

Villagecode: Village code

Value	Label	Cases	Percentage	
1102060309		1	<div></div>	0.3%
1102070403		1	<div></div>	0.3%
1103050102		1	<div></div>	0.3%
1103060102		1	<div></div>	0.3%
1111020105		1	<div></div>	0.3%
1112020403		1	<div></div>	0.3%
1112020618		1	<div></div>	0.3%
1121020302		1	<div></div>	0.3%
1121040209		1	<div></div>	0.3%
1122030104		1	<div></div>	0.3%
1122040303		1	<div></div>	0.3%
1131050402		1	<div></div>	0.3%
1131050505		1	<div></div>	0.3%
1131110205		1	<div></div>	0.3%
1131120307		1	<div></div>	0.3%
1131130204		1	<div></div>	0.3%
1131130602		1	<div></div>	0.3%
1133030101		1	<div></div>	0.3%
1133030109		1	<div></div>	0.3%
1133030504		1	<div></div>	0.3%
1133040308		1	<div></div>	0.3%
1133060601		1	<div></div>	0.3%
1133070102		1	<div></div>	0.3%
1151030204		1	<div></div>	0.3%
1151040307		1	<div></div>	0.3%
1152020907		1	<div></div>	0.3%
1152030702		1	<div></div>	0.3%
1152050405		1	<div></div>	0.3%
1152070306		1	<div></div>	0.3%
1161020501		1	<div></div>	0.3%
1171030802		1	<div></div>	0.3%
1171040504		1	<div></div>	0.3%
1171100309		1	<div></div>	0.3%
1171100312		1	<div></div>	0.3%
1181010407		1	<div></div>	0.3%
1191030304		1	<div></div>	0.3%
1201050202		1	<div></div>	0.3%
1221020604		1	<div></div>	0.3%
1221050203		1	<div></div>	0.3%
1221060206		1	<div></div>	0.3%
1231080303		1	<div></div>	0.3%
1241010603		1	<div></div>	0.3%
1241030216		1	<div></div>	0.3%

File : CSEC4I

Villagecode: Village code

Value	Label	Cases	Percentage
1241040102		1	0.3%
1241070106		1	0.3%
1241080210		1	0.3%
2011060205		2	0.6%
2011100902		1	0.3%
2032020304		1	0.3%
2033010101		1	0.3%
2033030403		1	0.3%
2041010302		1	0.3%
2041020405		1	0.3%
2042030105		1	0.3%
2043010103		1	0.3%
2043010202		1	0.3%
2043020514		1	0.3%
2051040101		1	0.3%
2071030105		1	0.3%
2081021402		2	0.6%
2081040401		1	0.3%
2081071301		1	0.3%
2092010105		1	0.3%
2092010401		1	0.3%
2102050401		4	1.3%
2111010504		1	0.3%
2111030302		1	0.3%
2111060303		1	0.3%
2121040306		1	0.3%
2121050407		1	0.3%
2122020101		1	0.3%
2123050204		1	0.3%
2123110101		1	0.3%
2141010403		1	0.3%
2141010604		1	0.3%
2141020206		1	0.3%
2141080105		1	0.3%
2141130103		1	0.3%
2141130307		4	1.3%
2151090208		1	0.3%
2151150202		1	0.3%
2151200204		1	0.3%
2162020306		2	0.6%
2181030213		1	0.3%
2181150401		1	0.3%
2191031301		1	0.3%

File : CSEC4I

Villagecode: Village code

Value	Label	Cases	Percentage
2191031702		2	<div></div> 0.6%
2211090203		1	<div></div> 0.3%
2211090505		1	<div></div> 0.3%
2221060201		1	<div></div> 0.3%
2231080506		1	<div></div> 0.3%
2231200204		1	<div></div> 0.3%
2231210104		1	<div></div> 0.3%
2231210105		1	<div></div> 0.3%
2231210302		1	<div></div> 0.3%
2231260115		1	<div></div> 0.3%
2231280102		1	<div></div> 0.3%
2241050511		1	<div></div> 0.3%
2251030415		1	<div></div> 0.3%
2251110322		1	<div></div> 0.3%
2261010102		1	<div></div> 0.3%
2261030205		1	<div></div> 0.3%
2261030301		1	<div></div> 0.3%
2261040510		1	<div></div> 0.3%
2281020304		1	<div></div> 0.3%
2301070905		1	<div></div> 0.3%
2321010406		1	<div></div> 0.3%
2322030405		1	<div></div> 0.3%
3021010215		1	<div></div> 0.3%
3022010508		1	<div></div> 0.3%
3022010708		1	<div></div> 0.3%
3022030205		1	<div></div> 0.3%
3022040505		1	<div></div> 0.3%
3022050502		1	<div></div> 0.3%
3032010205		1	<div></div> 0.3%
3032020706		1	<div></div> 0.3%
3032040506		1	<div></div> 0.3%
3034020408		1	<div></div> 0.3%
3034040102		1	<div></div> 0.3%
3034040304		1	<div></div> 0.3%
3034050711		1	<div></div> 0.3%
3035030411		1	<div></div> 0.3%
3035040205		1	<div></div> 0.3%
3041020101		1	<div></div> 0.3%
3042040105		1	<div></div> 0.3%
3042040201		1	<div></div> 0.3%
3043010404		1	<div></div> 0.3%
3051020803		1	<div></div> 0.3%
3061020306		1	<div></div> 0.3%

File : CSEC4I

Villagecode: Village code

Value	Label	Cases	Percentage
3061030101		2	<div></div> 0.6%
3061060103		1	<div></div> 0.3%
3071080206		1	<div></div> 0.3%
3071080301		1	<div></div> 0.3%
3072020302		1	<div></div> 0.3%
3081020606		1	<div></div> 0.3%
3091020502		1	<div></div> 0.3%
3091030501		1	<div></div> 0.3%
3092040606		1	<div></div> 0.3%
3101020203		1	<div></div> 0.3%
3102060309		1	<div></div> 0.3%
3102060408		1	<div></div> 0.3%
3102070603		1	<div></div> 0.3%
3111030202		2	<div></div> 0.6%
3113020101		1	<div></div> 0.3%
3121050202		1	<div></div> 0.3%
3131020505		1	<div></div> 0.3%
3131040312		1	<div></div> 0.3%
3141030403		1	<div></div> 0.3%
3171010102		1	<div></div> 0.3%
3171020201		1	<div></div> 0.3%
3171060512		1	<div></div> 0.3%
3181030204		2	<div></div> 0.6%
3181070501		1	<div></div> 0.3%
3181140207		1	<div></div> 0.3%
3191030304		1	<div></div> 0.3%
3191050803		1	<div></div> 0.3%
3191070202		1	<div></div> 0.3%
3201030323		1	<div></div> 0.3%
3201080801		1	<div></div> 0.3%
3211030405		1	<div></div> 0.3%
3211050502		1	<div></div> 0.3%
3211060105		1	<div></div> 0.3%
3211070617		1	<div></div> 0.3%
3221080206		1	<div></div> 0.3%
3221110412		1	<div></div> 0.3%
3231040301		1	<div></div> 0.3%
3231060409		1	<div></div> 0.3%
3231070104		1	<div></div> 0.3%
3231080204		1	<div></div> 0.3%
3251010205		1	<div></div> 0.3%
3251030508		1	<div></div> 0.3%
3251030601		1	<div></div> 0.3%

File : CSEC4I

Villagecode: Village code

Value	Label	Cases	Percentage
3251030602		1	0.3%
3271030305		1	0.3%
3291060206		1	0.3%
3301070101		1	0.3%
3301070303		1	0.3%
3301100102		1	0.3%
4022070507		1	0.3%
4022080505		1	0.3%
4031010202		1	0.3%
4031050502		1	0.3%
4032010205		1	0.3%
4032050403		1	0.3%
4033010412		1	0.3%
4041020302		1	0.3%
4042070409		1	0.3%
4044030303		1	0.3%
4051040205		1	0.3%
4052080304		1	0.3%
4052110310		1	0.3%
4053010409		1	0.3%
4053020304		1	0.3%
4061080401		1	0.3%
4062010203		1	0.3%
4062100306		1	0.3%
4062120102		1	0.3%
4063030706		1	0.3%
4072020402		1	0.3%
4072050104		1	0.3%
4073030305		1	0.3%
4073060419		1	0.3%
4081020104		1	0.3%
4081120206		1	0.3%
4081130406		1	0.3%
4091010401		1	0.3%
4092030509		1	0.3%
4093010304		1	0.3%
4101020405		1	0.3%
4101050204		1	0.3%
4102010106		1	0.3%
4102010107		1	0.3%
4103030601		1	0.3%
4111030105		1	0.3%
4112030202		1	0.3%

File : CSEC4I

Villagecode: Village code

Value	Label	Cases	Percentage
4113020204		1	<div></div> 0.3%
4113040203		1	<div></div> 0.3%
4114020204		1	<div></div> 0.3%
4114030308		1	<div></div> 0.3%
4121030414		1	<div></div> 0.3%
4122010704		1	<div></div> 0.3%
4122030405		1	<div></div> 0.3%
4141160106		1	<div></div> 0.3%
4151050204		1	<div></div> 0.3%
4151060812		1	<div></div> 0.3%
4151100404		1	<div></div> 0.3%
4151140703		1	<div></div> 0.3%
4171010109		1	<div></div> 0.3%
4171020103		1	<div></div> 0.3%
4171040107		1	<div></div> 0.3%
4171050107		1	<div></div> 0.3%
4171100404		1	<div></div> 0.3%
4171140402		1	<div></div> 0.3%
4181040301		1	<div></div> 0.3%
4182010203		1	<div></div> 0.3%
4182020104		1	<div></div> 0.3%
4182090702		1	<div></div> 0.3%
4192040205		1	<div></div> 0.3%
4201070403		1	<div></div> 0.3%
4201080309		1	<div></div> 0.3%
4211080107		1	<div></div> 0.3%
4221020401		1	<div></div> 0.3%
4231090509		1	<div></div> 0.3%
4261040201		1	<div></div> 0.3%

Warning: these figures indicate the number of cases found in the data file. They cannot be interpreted as summary statistics of the population of interest.

C4IQ87: Did any member of this community report any epidemic outbreak since 2010?

Information	[Type= discrete] [Format=numeric] [Range= 1-3] [Missing=*]		
Statistics [NW/ W]	[Valid=258 /-] [Invalid=50 /-]		
Value	Label	Cases	Percentage
1	Yes	29	<div></div> 11.2%
2	No	182	<div></div> 70.5%
3	NA (no epidemic)	47	<div></div> 18.2%
Sysmiss		50	

Warning: these figures indicate the number of cases found in the data file. They cannot be interpreted as summary statistics of the population of interest.

C4IQ88: Did you notify the district within 24 hours?

Information	[Type= discrete] [Format=numeric] [Range= 1-3] [Missing=*]		
Statistics [NW/ W]	[Valid=29 /-] [Invalid=279 /-]		

File : CSEC4I

C4IQ88: Did you notify the district within 24 hours?

Value	Label	Cases	Percentage
1	Within 24 hrs	20	<div><div></div></div> 69.0%
2	Within 7 days	5	<div><div></div></div> 17.2%
3	After 7 days	4	<div><div></div></div> 13.8%
Sysmiss		279	

Warning: these figures indicate the number of cases found in the data file. They cannot be interpreted as summary statistics of the population of interest.

C4IQ89: How long did it take for the district to respond?

Information	[Type= discrete] [Format=numeric] [Range= 1-3] [Missing=*]
Statistics [NW/ W]	[Valid=29 /-] [Invalid=279 /-]

Value	Label	Cases	Percentage
1	Within 24 hrs	14	<div><div></div></div> 48.3%
2	Within 7 days	8	<div><div></div></div> 27.6%
3	After 7 days	7	<div><div></div></div> 24.1%
Sysmiss		279	

Warning: these figures indicate the number of cases found in the data file. They cannot be interpreted as summary statistics of the population of interest.

Health_Response: Health Response Status

Information	[Type= discrete] [Format=numeric] [Range= 1-3] [Missing=*]
Statistics [NW/ W]	[Valid=282 /-] [Invalid=26 /-]

Value	Label	Cases	Percentage
1	Completed	207	<div><div></div></div> 73.4%
2	Partially Done	22	<div><div></div></div> 7.8%
3	Not Done	53	<div><div></div></div> 18.8%
Sysmiss		26	

Warning: these figures indicate the number of cases found in the data file. They cannot be interpreted as summary statistics of the population of interest.

Reason_Health_Not_Done: Reason Health not done:

Information	[Type= discrete] [Format=character] [Missing=*]
Statistics [NW/ W]	[Valid=50 /-] [Invalid=0 /-]

Value	Label	Cases	Percentage
Available facility is a hospital NAGURU		1	<div><div></div></div> 2.0%
FACILITY MAINLY USED IS HOSPITAL		1	<div><div></div></div> 2.0%
Facility not open. Staff absenteeism.		1	<div><div></div></div> 2.0%
HEALTH CENTRE DEMOLISHED FOR RENOVATION		1	<div><div></div></div> 2.0%
HEALTH WORK NOT FOUND TO BE		1	<div><div></div></div> 2.0%

File : CSEC4I

Reason_Health_Not_Done: Reason Health not done:

Value	Label	Cases	Percentage
DONE DURING THE 2nd VISIT			
Hospital		1	2.0%
Hospital Level		1	2.0%
Hospital is most common Facility		1	2.0%
Hospital level		1	2.0%
IN CHARGE & ASSISTANT IN WORKSOP FOR A WEEK. TO BE DONE DURING SECOND VISIST		1	2.0%
IN CHARGE NOT AROUND TO BE CAPTURED DURING 2nd VISIT		1	2.0%
INCHARGE HAD GONE TO THE REFUGEE CAMP FOR A MEETING		1	2.0%
INCHARGE NEEDED AN INTRODUCTOR LETTER FROM THE DISTRICT HEALTH OFFFICER		1	2.0%
INCHARGE NOT AROUND & OTHERS WERE TOO BUSY TO ATTEND TO ME		1	2.0%
Main facility is a Hospital		1	2.0%
NO BODY WAS AT THE HEALTH CENTER/ IT WAS LOCKED FOR THE THREE DAS WE WERE IN THE EA		1	2.0%
NOT DONE, ITS A WEEKEND		1	2.0%
Not there. Go to mainland at different locations		1	2.0%

File : CSEC4I

Reason_Health_Not_Done: Reason Health not done:

Value	Label	Cases	Percentage
Refferal Hospital		3	<div></div> 6.0%
Refferal hospital		1	<div></div> 2.0%
THE COMMUNITY MAINLY USES LUBAGA HOSPITAL		1	<div></div> 2.0%
THE COMMUNITY MEMBERS ACCESS THEIR TREATMENT FROM NAGURU HOSPITAL		1	<div></div> 2.0%
THE COMMUNITY USE MASINDI HOSPITAL		1	<div></div> 2.0%
THE COMMUNITY USE KAGADI HOSPITAL		1	<div></div> 2.0%
THE COMMUNITY USES A HOSPITAL		1	<div></div> 2.0%
THE COMMUNITY USES THE HOSPITAL		1	<div></div> 2.0%
THE COMMUNITY USES THE HOSPITAL HENCE NOT DATA IS COLLECTED FROM .		1	<div></div> 2.0%
THE ONE RESPONSIBLE FOR ANSWERING WASNT PRESENT. WILL DO IT NEXT VISIT		1	<div></div> 2.0%
THEY HAD ALL GONE FOR OUTREACH(THE ARE ONLY TWO)		1	<div></div> 2.0%
THEY USE A PRIVATE HOSPITAL & P7 PUPILS HAD		1	<div></div> 2.0%

File : CSEC4I

Reason_Health_Not_Done: Reason Health not done:

Value	Label	Cases	Percentage
ALREADY LEFT SCHOOL.			
THEY USE NAGURU HOSPITAL		1	<div></div> 2.0%
The Community uses the Referral Hospital		1	<div></div> 2.0%
The community members mainly go to Entebbe hospital		1	<div></div> 2.0%
They use a hospital called buloba st. francis hospital		1	<div></div> 2.0%
They use the main Hospital KAYUNGA HOSPITAL		1	<div></div> 2.0%
WEEKEND		1	<div></div> 2.0%
data collected by another team in trip 1		1	<div></div> 2.0%
done by another team in trip 1		1	<div></div> 2.0%
it's a gorvenment hospital (st francis buluba hospital)		1	<div></div> 2.0%
no health centre at the island		1	<div></div> 2.0%
staff gone on outreach		2	<div></div> 4.0%
the community now uses Mulago Hospital after the HC has been demolished for renovation		1	<div></div> 2.0%
the community uses Naguru Hospital		1	<div></div> 2.0%
the community uses a private hospital		1	<div></div> 2.0%
they mainly use Nsambya hospital		1	<div></div> 2.0%
they use a gov"t hospital (kamuli hospital)		1	<div></div> 2.0%
weekend		1	<div></div> 2.0%

Warning: these figures indicate the number of cases found in the data file. They cannot be interpreted as summary statistics of the population of interest.

File : CSEC4J

District_Name: District name

Information [Type= discrete] [Format=numeric] [Range= 101-426] [Missing=*]

Statistics [NW/ W] [Valid=308 /-] [Invalid=0 /-]

Value	Label	Cases	Percentage
101		1	0.3%
102		29	9.4%
103		1	0.3%
104		4	1.3%
105		1	0.3%
106		3	1.0%
107		5	1.6%
108		4	1.3%
110		7	2.3%
111		3	1.0%
112		4	1.3%
113		12	3.9%
115		6	1.9%
116		1	0.3%
117		4	1.3%
118		1	0.3%
119		1	0.3%
120		1	0.3%
122		3	1.0%
123		1	0.3%
124		5	1.6%
201		3	1.0%
203		3	1.0%
204		6	1.9%
205		1	0.3%
207		1	0.3%
208		4	1.3%
209		2	0.6%
210		4	1.3%
211		3	1.0%
212		5	1.6%
214		9	2.9%
215		3	1.0%
216		2	0.6%
218		2	0.6%
219		3	1.0%
221		2	0.6%
222		1	0.3%
223		7	2.3%
224		1	0.3%
225		2	0.6%

File : CSEC4J

District_Name: District name

Value	Label	Cases	Percentage
226		4	<div></div> 1.3%
228		1	<div></div> 0.3%
230		1	<div></div> 0.3%
232		2	<div></div> 0.6%
302		6	<div></div> 1.9%
303		9	<div></div> 2.9%
304		4	<div></div> 1.3%
305		1	<div></div> 0.3%
306		4	<div></div> 1.3%
307		3	<div></div> 1.0%
308		1	<div></div> 0.3%
309		3	<div></div> 1.0%
310		4	<div></div> 1.3%
311		3	<div></div> 1.0%
312		1	<div></div> 0.3%
313		2	<div></div> 0.6%
314		1	<div></div> 0.3%
317		3	<div></div> 1.0%
318		4	<div></div> 1.3%
319		3	<div></div> 1.0%
320		2	<div></div> 0.6%
321		4	<div></div> 1.3%
322		2	<div></div> 0.6%
323		4	<div></div> 1.3%
325		4	<div></div> 1.3%
327		1	<div></div> 0.3%
329		1	<div></div> 0.3%
330		3	<div></div> 1.0%
402		2	<div></div> 0.6%
403		5	<div></div> 1.6%
404		3	<div></div> 1.0%
405		5	<div></div> 1.6%
406		5	<div></div> 1.6%
407		4	<div></div> 1.3%
408		3	<div></div> 1.0%
409		3	<div></div> 1.0%
410		5	<div></div> 1.6%
411		6	<div></div> 1.9%
412		3	<div></div> 1.0%
414		1	<div></div> 0.3%
415		4	<div></div> 1.3%
417		6	<div></div> 1.9%
418		4	<div></div> 1.3%

File : CSEC4J

District_Name: District name

Value	Label	Cases	Percentage
419		1	<div></div> 0.3%
420		2	<div></div> 0.6%
421		1	<div></div> 0.3%
422		1	<div></div> 0.3%
423		1	<div></div> 0.3%
426		1	<div></div> 0.3%

Warning: these figures indicate the number of cases found in the data file. They cannot be interpreted as summary statistics of the population of interest.

SubCounty: Sub-county/division/town council

Information	[Type= discrete] [Format=numeric] [Range= 101204-426104] [Missing=*]
Statistics [NW/ W]	[Valid=308 /-] [Invalid=0 /-]

Value	Label	Cases	Percentage
101204		1	<div></div> 0.3%
102101		2	<div></div> 0.6%
102102		4	<div></div> 1.3%
102103		10	<div></div> 3.2%
102104		6	<div></div> 1.9%
102105		7	<div></div> 2.3%
103105		1	<div></div> 0.3%
104102		1	<div></div> 0.3%
104104		1	<div></div> 0.3%
104105		1	<div></div> 0.3%
104208		1	<div></div> 0.3%
105105		1	<div></div> 0.3%
106101		2	<div></div> 0.6%
106106		1	<div></div> 0.3%
107105		2	<div></div> 0.6%
107202		1	<div></div> 0.3%
107302		1	<div></div> 0.3%
107305		1	<div></div> 0.3%
108106		1	<div></div> 0.3%
108301		2	<div></div> 0.6%
108305		1	<div></div> 0.3%
110105		1	<div></div> 0.3%
110203		1	<div></div> 0.3%
110204		1	<div></div> 0.3%
110206		1	<div></div> 0.3%
110207		1	<div></div> 0.3%
110305		1	<div></div> 0.3%
110306		1	<div></div> 0.3%
111102		1	<div></div> 0.3%
111202		2	<div></div> 0.6%
112102		1	<div></div> 0.3%
112104		1	<div></div> 0.3%

File : CSEC4J

SubCounty: Sub-county/division/town council

Value	Label	Cases	Percentage
112203		1	<div></div> 0.3%
112204		1	<div></div> 0.3%
113105		2	<div></div> 0.6%
113111		1	<div></div> 0.3%
113112		1	<div></div> 0.3%
113113		2	<div></div> 0.6%
113303		3	<div></div> 1.0%
113304		1	<div></div> 0.3%
113306		1	<div></div> 0.3%
113307		1	<div></div> 0.3%
115103		1	<div></div> 0.3%
115104		1	<div></div> 0.3%
115202		1	<div></div> 0.3%
115203		1	<div></div> 0.3%
115205		1	<div></div> 0.3%
115207		1	<div></div> 0.3%
116102		1	<div></div> 0.3%
117103		1	<div></div> 0.3%
117104		1	<div></div> 0.3%
117110		2	<div></div> 0.6%
118101		1	<div></div> 0.3%
119103		1	<div></div> 0.3%
120105		1	<div></div> 0.3%
122102		1	<div></div> 0.3%
122105		1	<div></div> 0.3%
122106		1	<div></div> 0.3%
123108		1	<div></div> 0.3%
124101		1	<div></div> 0.3%
124103		1	<div></div> 0.3%
124104		1	<div></div> 0.3%
124107		1	<div></div> 0.3%
124108		1	<div></div> 0.3%
201106		2	<div></div> 0.6%
201110		1	<div></div> 0.3%
203202		1	<div></div> 0.3%
203301		1	<div></div> 0.3%
203303		1	<div></div> 0.3%
204101		1	<div></div> 0.3%
204102		1	<div></div> 0.3%
204203		1	<div></div> 0.3%
204301		2	<div></div> 0.6%
204302		1	<div></div> 0.3%
205104		1	<div></div> 0.3%

File : CSEC4J

SubCounty: Sub-county/division/town council

Value	Label	Cases	Percentage
207103		1	0.3%
208102		2	0.6%
208104		1	0.3%
208107		1	0.3%
209201		2	0.6%
210205		4	1.3%
211101		1	0.3%
211103		1	0.3%
211106		1	0.3%
212104		1	0.3%
212105		1	0.3%
212202		1	0.3%
212305		1	0.3%
212311		1	0.3%
214101		2	0.6%
214102		1	0.3%
214108		1	0.3%
214113		5	1.6%
215109		1	0.3%
215115		1	0.3%
215120		1	0.3%
216202		2	0.6%
218103		1	0.3%
218115		1	0.3%
219103		3	1.0%
221109		2	0.6%
222106		1	0.3%
223108		1	0.3%
223120		1	0.3%
223121		3	1.0%
223126		1	0.3%
223128		1	0.3%
224105		1	0.3%
225103		1	0.3%
225111		1	0.3%
226101		1	0.3%
226103		2	0.6%
226104		1	0.3%
228102		1	0.3%
230107		1	0.3%
232101		1	0.3%
232203		1	0.3%
302101		1	0.3%

File : CSEC4J

SubCounty: Sub-county/division/town council

Value	Label	Cases	Percentage
302201		2	0.6%
302203		1	0.3%
302204		1	0.3%
302205		1	0.3%
303201		1	0.3%
303202		1	0.3%
303204		1	0.3%
303402		1	0.3%
303404		2	0.6%
303405		1	0.3%
303503		1	0.3%
303504		1	0.3%
304102		1	0.3%
304204		2	0.6%
304301		1	0.3%
305102		1	0.3%
306102		1	0.3%
306103		2	0.6%
306106		1	0.3%
307108		2	0.6%
307202		1	0.3%
308102		1	0.3%
309102		1	0.3%
309103		1	0.3%
309204		1	0.3%
310102		1	0.3%
310206		2	0.6%
310207		1	0.3%
311103		2	0.6%
311302		1	0.3%
312105		1	0.3%
313102		1	0.3%
313104		1	0.3%
314103		1	0.3%
317101		1	0.3%
317102		1	0.3%
317106		1	0.3%
318103		2	0.6%
318107		1	0.3%
318114		1	0.3%
319103		1	0.3%
319105		1	0.3%
319107		1	0.3%

File : CSEC4J

SubCounty: Sub-county/division/town council

Value	Label	Cases	Percentage
320103		1	<div></div> 0.3%
320108		1	<div></div> 0.3%
321103		1	<div></div> 0.3%
321105		1	<div></div> 0.3%
321106		1	<div></div> 0.3%
321107		1	<div></div> 0.3%
322108		1	<div></div> 0.3%
322111		1	<div></div> 0.3%
323104		1	<div></div> 0.3%
323106		1	<div></div> 0.3%
323107		1	<div></div> 0.3%
323108		1	<div></div> 0.3%
325101		1	<div></div> 0.3%
325103		3	<div></div> 1.0%
327103		1	<div></div> 0.3%
329106		1	<div></div> 0.3%
330107		2	<div></div> 0.6%
330110		1	<div></div> 0.3%
402207		1	<div></div> 0.3%
402208		1	<div></div> 0.3%
403101		1	<div></div> 0.3%
403105		1	<div></div> 0.3%
403201		1	<div></div> 0.3%
403205		1	<div></div> 0.3%
403301		1	<div></div> 0.3%
404102		1	<div></div> 0.3%
404207		1	<div></div> 0.3%
404403		1	<div></div> 0.3%
405104		1	<div></div> 0.3%
405208		1	<div></div> 0.3%
405211		1	<div></div> 0.3%
405301		1	<div></div> 0.3%
405302		1	<div></div> 0.3%
406108		1	<div></div> 0.3%
406201		1	<div></div> 0.3%
406210		1	<div></div> 0.3%
406212		1	<div></div> 0.3%
406303		1	<div></div> 0.3%
407202		1	<div></div> 0.3%
407205		1	<div></div> 0.3%
407303		1	<div></div> 0.3%
407306		1	<div></div> 0.3%
408102		1	<div></div> 0.3%

File : CSEC4J

SubCounty: Sub-county/division/town council

Value	Label	Cases	Percentage
408112		1	<div></div> 0.3%
408113		1	<div></div> 0.3%
409101		1	<div></div> 0.3%
409203		1	<div></div> 0.3%
409301		1	<div></div> 0.3%
410102		1	<div></div> 0.3%
410105		1	<div></div> 0.3%
410201		2	<div></div> 0.6%
410303		1	<div></div> 0.3%
411103		1	<div></div> 0.3%
411203		1	<div></div> 0.3%
411302		1	<div></div> 0.3%
411304		1	<div></div> 0.3%
411402		1	<div></div> 0.3%
411403		1	<div></div> 0.3%
412103		1	<div></div> 0.3%
412201		1	<div></div> 0.3%
412203		1	<div></div> 0.3%
414116		1	<div></div> 0.3%
415105		1	<div></div> 0.3%
415106		1	<div></div> 0.3%
415110		1	<div></div> 0.3%
415114		1	<div></div> 0.3%
417101		1	<div></div> 0.3%
417102		1	<div></div> 0.3%
417104		1	<div></div> 0.3%
417105		1	<div></div> 0.3%
417110		1	<div></div> 0.3%
417114		1	<div></div> 0.3%
418104		1	<div></div> 0.3%
418201		1	<div></div> 0.3%
418202		1	<div></div> 0.3%
418209		1	<div></div> 0.3%
419204		1	<div></div> 0.3%
420107		1	<div></div> 0.3%
420108		1	<div></div> 0.3%
421108		1	<div></div> 0.3%
422102		1	<div></div> 0.3%
423109		1	<div></div> 0.3%
426104		1	<div></div> 0.3%

Warning: these figures indicate the number of cases found in the data file. They cannot be interpreted as summary statistics of the population of interest.

Parish: Parish/ward

Information [Type= discrete] [Format=numeric] [Range= 10120402-42610402] [Missing=*]

File : CSEC4J

Parish: Parish/ward

Statistics [NW/ W] [Valid=308 /-] [Invalid=0 /-]

Value	Label	Cases	Percentage
10120402		1	0.3%
10210104		1	0.3%
10210108		1	0.3%
10210202		1	0.3%
10210205		1	0.3%
10210206		1	0.3%
10210208		1	0.3%
10210301		1	0.3%
10210302		1	0.3%
10210304		1	0.3%
10210305		2	0.6%
10210306		1	0.3%
10210308		1	0.3%
10210309		2	0.6%
10210312		1	0.3%
10210401		1	0.3%
10210402		1	0.3%
10210410		1	0.3%
10210411		1	0.3%
10210417		1	0.3%
10210419		1	0.3%
10210501		1	0.3%
10210503		1	0.3%
10210504		1	0.3%
10210510		1	0.3%
10210513		1	0.3%
10210515		1	0.3%
10210518		1	0.3%
10310505		1	0.3%
10410204		1	0.3%
10410403		1	0.3%
10410504		1	0.3%
10420804		1	0.3%
10510502		1	0.3%
10610101		1	0.3%
10610109		1	0.3%
10610606		1	0.3%
10710503		1	0.3%
10710505		1	0.3%
10720206		1	0.3%
10730203		1	0.3%
10730507		1	0.3%

File : CSEC4J

Parish: Parish/ward

Value	Label	Cases	Percentage
10810603		1	0.3%
10830101		1	0.3%
10830105		1	0.3%
10830502		1	0.3%
11010501		1	0.3%
11020306		1	0.3%
11020401		1	0.3%
11020603		1	0.3%
11020704		1	0.3%
11030501		1	0.3%
11030601		1	0.3%
11110201		1	0.3%
11120204		1	0.3%
11120206		1	0.3%
11210203		1	0.3%
11210402		1	0.3%
11220301		1	0.3%
11220403		1	0.3%
11310504		1	0.3%
11310505		1	0.3%
11311102		1	0.3%
11311203		1	0.3%
11311302		1	0.3%
11311306		1	0.3%
11330301		2	0.6%
11330305		1	0.3%
11330403		1	0.3%
11330606		1	0.3%
11330701		1	0.3%
11510302		1	0.3%
11510403		1	0.3%
11520209		1	0.3%
11520307		1	0.3%
11520504		1	0.3%
11520703		1	0.3%
11610205		1	0.3%
11710308		1	0.3%
11710405		1	0.3%
11711003		2	0.6%
11810104		1	0.3%
11910303		1	0.3%
12010502		1	0.3%
12210206		1	0.3%

File : CSEC4J

Parish: Parish/ward

Value	Label	Cases	Percentage
12210502		1	0.3%
12210602		1	0.3%
12310803		1	0.3%
12410106		1	0.3%
12410302		1	0.3%
12410401		1	0.3%
12410701		1	0.3%
12410802		1	0.3%
20110602		2	0.6%
20111009		1	0.3%
20320203		1	0.3%
20330101		1	0.3%
20330304		1	0.3%
20410103		1	0.3%
20410204		1	0.3%
20420301		1	0.3%
20430101		1	0.3%
20430102		1	0.3%
20430205		1	0.3%
20510401		1	0.3%
20710301		1	0.3%
20810214		2	0.6%
20810404		1	0.3%
20810713		1	0.3%
20920101		1	0.3%
20920104		1	0.3%
21020504		4	1.3%
21110105		1	0.3%
21110303		1	0.3%
21110603		1	0.3%
21210403		1	0.3%
21210504		1	0.3%
21220201		1	0.3%
21230502		1	0.3%
21231101		1	0.3%
21410104		1	0.3%
21410106		1	0.3%
21410202		1	0.3%
21410801		1	0.3%
21411301		1	0.3%
21411303		4	1.3%
21510902		1	0.3%
21511502		1	0.3%

File : CSEC4J

Parish: Parish/ward

Value	Label	Cases	Percentage
21512002		1	<div></div> 0.3%
21620203		2	<div></div> 0.6%
21810302		1	<div></div> 0.3%
21811504		1	<div></div> 0.3%
21910313		1	<div></div> 0.3%
21910317		2	<div></div> 0.6%
22110902		1	<div></div> 0.3%
22110905		1	<div></div> 0.3%
22210602		1	<div></div> 0.3%
22310805		1	<div></div> 0.3%
22312002		1	<div></div> 0.3%
22312101		2	<div></div> 0.6%
22312103		1	<div></div> 0.3%
22312601		1	<div></div> 0.3%
22312801		1	<div></div> 0.3%
22410505		1	<div></div> 0.3%
22510304		1	<div></div> 0.3%
22511103		1	<div></div> 0.3%
22610101		1	<div></div> 0.3%
22610302		1	<div></div> 0.3%
22610303		1	<div></div> 0.3%
22610405		1	<div></div> 0.3%
22810203		1	<div></div> 0.3%
23010709		1	<div></div> 0.3%
23210104		1	<div></div> 0.3%
23220304		1	<div></div> 0.3%
30210102		1	<div></div> 0.3%
30220105		1	<div></div> 0.3%
30220107		1	<div></div> 0.3%
30220302		1	<div></div> 0.3%
30220405		1	<div></div> 0.3%
30220505		1	<div></div> 0.3%
30320102		1	<div></div> 0.3%
30320207		1	<div></div> 0.3%
30320405		1	<div></div> 0.3%
30340204		1	<div></div> 0.3%
30340401		1	<div></div> 0.3%
30340403		1	<div></div> 0.3%
30340507		1	<div></div> 0.3%
30350304		1	<div></div> 0.3%
30350402		1	<div></div> 0.3%
30410201		1	<div></div> 0.3%
30420401		1	<div></div> 0.3%

File : CSEC4J

Parish: Parish/ward

Value	Label	Cases	Percentage
30420402		1	0.3%
30430104		1	0.3%
30510208		1	0.3%
30610203		1	0.3%
30610301		2	0.6%
30610601		1	0.3%
30710802		1	0.3%
30710803		1	0.3%
30720203		1	0.3%
30810206		1	0.3%
30910205		1	0.3%
30910305		1	0.3%
30920406		1	0.3%
31010202		1	0.3%
31020603		1	0.3%
31020604		1	0.3%
31020706		1	0.3%
31110302		2	0.6%
31130201		1	0.3%
31210502		1	0.3%
31310205		1	0.3%
31310403		1	0.3%
31410304		1	0.3%
31710101		1	0.3%
31710202		1	0.3%
31710605		1	0.3%
31810302		2	0.6%
31810705		1	0.3%
31811402		1	0.3%
31910303		1	0.3%
31910508		1	0.3%
31910702		1	0.3%
32010303		1	0.3%
32010808		1	0.3%
32110304		1	0.3%
32110505		1	0.3%
32110601		1	0.3%
32110706		1	0.3%
32210802		1	0.3%
32211104		1	0.3%
32310403		1	0.3%
32310604		1	0.3%
32310701		1	0.3%

File : CSEC4J

Parish: Parish/ward

Value	Label	Cases	Percentage
32310802		1	0.3%
32510102		1	0.3%
32510305		1	0.3%
32510306		2	0.6%
32710303		1	0.3%
32910602		1	0.3%
33010701		1	0.3%
33010703		1	0.3%
33011001		1	0.3%
40220705		1	0.3%
40220805		1	0.3%
40310102		1	0.3%
40310505		1	0.3%
40320102		1	0.3%
40320504		1	0.3%
40330104		1	0.3%
40410203		1	0.3%
40420704		1	0.3%
40440303		1	0.3%
40510402		1	0.3%
40520803		1	0.3%
40521103		1	0.3%
40530104		1	0.3%
40530203		1	0.3%
40610804		1	0.3%
40620102		1	0.3%
40621003		1	0.3%
40621201		1	0.3%
40630307		1	0.3%
40720204		1	0.3%
40720501		1	0.3%
40730303		1	0.3%
40730604		1	0.3%
40810201		1	0.3%
40811202		1	0.3%
40811304		1	0.3%
40910104		1	0.3%
40920305		1	0.3%
40930103		1	0.3%
41010204		1	0.3%
41010502		1	0.3%
41020101		2	0.6%
41030306		1	0.3%

File : CSEC4J

Parish: Parish/ward

Value	Label	Cases	Percentage	
41110301		1	<div></div>	0.3%
41120302		1	<div></div>	0.3%
41130202		1	<div></div>	0.3%
41130402		1	<div></div>	0.3%
41140202		1	<div></div>	0.3%
41140303		1	<div></div>	0.3%
41210304		1	<div></div>	0.3%
41220107		1	<div></div>	0.3%
41220304		1	<div></div>	0.3%
41411601		1	<div></div>	0.3%
41510502		1	<div></div>	0.3%
41510608		1	<div></div>	0.3%
41511004		1	<div></div>	0.3%
41511407		1	<div></div>	0.3%
41710101		1	<div></div>	0.3%
41710201		1	<div></div>	0.3%
41710401		1	<div></div>	0.3%
41710501		1	<div></div>	0.3%
41711004		1	<div></div>	0.3%
41711404		1	<div></div>	0.3%
41810403		1	<div></div>	0.3%
41820102		1	<div></div>	0.3%
41820201		1	<div></div>	0.3%
41820907		1	<div></div>	0.3%
41920402		1	<div></div>	0.3%
42010704		1	<div></div>	0.3%
42010803		1	<div></div>	0.3%
42110801		1	<div></div>	0.3%
42210204		1	<div></div>	0.3%
42310905		1	<div></div>	0.3%
42610402		1	<div></div>	0.3%

Warning: these figures indicate the number of cases found in the data file. They cannot be interpreted as summary statistics of the population of interest.

Villagecode: Village code

Information	[Type= discrete] [Format=numeric] [Range= 1012040204-4261040201] [Missing=*]			
Statistics [NW/ W]	[Valid=308 /-] [Invalid=0 /-]			
Value	Label	Cases	Percentage	
1012040204		1	<div></div>	0.3%
1021010402		1	<div></div>	0.3%
1021010802		1	<div></div>	0.3%
1021020205		1	<div></div>	0.3%
1021020504		1	<div></div>	0.3%
1021020601		1	<div></div>	0.3%
1021020805		1	<div></div>	0.3%

File : CSEC4J

Villagecode: Village code

Value	Label	Cases	Percentage
1021030109		1	0.3%
1021030203		1	0.3%
1021030412		1	0.3%
1021030504		1	0.3%
1021030509		1	0.3%
1021030606		1	0.3%
1021030803		1	0.3%
1021030904		2	0.6%
1021031208		1	0.3%
1021040102		1	0.3%
1021040203		1	0.3%
1021041002		1	0.3%
1021041118		1	0.3%
1021041701		1	0.3%
1021041903		1	0.3%
1021050106		1	0.3%
1021050307		1	0.3%
1021050405		1	0.3%
1021051004		1	0.3%
1021051305		1	0.3%
1021051506		1	0.3%
1021051832		1	0.3%
1031050505		1	0.3%
1041020405		1	0.3%
1041040304		1	0.3%
1041050403		1	0.3%
1042080404		1	0.3%
1051050201		1	0.3%
1061010108		1	0.3%
1061010902		1	0.3%
1061060602		1	0.3%
1071050302		1	0.3%
1071050503		1	0.3%
1072020601		1	0.3%
1073020305		1	0.3%
1073050702		1	0.3%
1081060309		1	0.3%
1083010101		1	0.3%
1083010505		1	0.3%
1083050204		1	0.3%
1101050107		1	0.3%
1102030601		1	0.3%
1102040107		1	0.3%

File : CSEC4J

Villagecode: Village code

Value	Label	Cases	Percentage
1102060309		1	0.3%
1102070403		1	0.3%
1103050102		1	0.3%
1103060102		1	0.3%
1111020105		1	0.3%
1112020403		1	0.3%
1112020618		1	0.3%
1121020302		1	0.3%
1121040209		1	0.3%
1122030104		1	0.3%
1122040303		1	0.3%
1131050402		1	0.3%
1131050505		1	0.3%
1131110205		1	0.3%
1131120307		1	0.3%
1131130204		1	0.3%
1131130602		1	0.3%
1133030101		1	0.3%
1133030109		1	0.3%
1133030504		1	0.3%
1133040308		1	0.3%
1133060601		1	0.3%
1133070102		1	0.3%
1151030204		1	0.3%
1151040307		1	0.3%
1152020907		1	0.3%
1152030702		1	0.3%
1152050405		1	0.3%
1152070306		1	0.3%
1161020501		1	0.3%
1171030802		1	0.3%
1171040504		1	0.3%
1171100309		1	0.3%
1171100312		1	0.3%
1181010407		1	0.3%
1191030304		1	0.3%
1201050202		1	0.3%
1221020604		1	0.3%
1221050203		1	0.3%
1221060206		1	0.3%
1231080303		1	0.3%
1241010603		1	0.3%
1241030216		1	0.3%

File : CSEC4J

Villagecode: Village code

Value	Label	Cases	Percentage
1241040102		1	0.3%
1241070106		1	0.3%
1241080210		1	0.3%
2011060205		2	0.6%
2011100902		1	0.3%
2032020304		1	0.3%
2033010101		1	0.3%
2033030403		1	0.3%
2041010302		1	0.3%
2041020405		1	0.3%
2042030105		1	0.3%
2043010103		1	0.3%
2043010202		1	0.3%
2043020514		1	0.3%
2051040101		1	0.3%
2071030105		1	0.3%
2081021402		2	0.6%
2081040401		1	0.3%
2081071301		1	0.3%
2092010105		1	0.3%
2092010401		1	0.3%
2102050401		4	1.3%
2111010504		1	0.3%
2111030302		1	0.3%
2111060303		1	0.3%
2121040306		1	0.3%
2121050407		1	0.3%
2122020101		1	0.3%
2123050204		1	0.3%
2123110101		1	0.3%
2141010403		1	0.3%
2141010604		1	0.3%
2141020206		1	0.3%
2141080105		1	0.3%
2141130103		1	0.3%
2141130307		4	1.3%
2151090208		1	0.3%
2151150202		1	0.3%
2151200204		1	0.3%
2162020306		2	0.6%
2181030213		1	0.3%
2181150401		1	0.3%
2191031301		1	0.3%

File : CSEC4J

Villagecode: Village code

Value	Label	Cases	Percentage
2191031702		2	<div></div> 0.6%
2211090203		1	<div></div> 0.3%
2211090505		1	<div></div> 0.3%
2221060201		1	<div></div> 0.3%
2231080506		1	<div></div> 0.3%
2231200204		1	<div></div> 0.3%
2231210104		1	<div></div> 0.3%
2231210105		1	<div></div> 0.3%
2231210302		1	<div></div> 0.3%
2231260115		1	<div></div> 0.3%
2231280102		1	<div></div> 0.3%
2241050511		1	<div></div> 0.3%
2251030415		1	<div></div> 0.3%
2251110322		1	<div></div> 0.3%
2261010102		1	<div></div> 0.3%
2261030205		1	<div></div> 0.3%
2261030301		1	<div></div> 0.3%
2261040510		1	<div></div> 0.3%
2281020304		1	<div></div> 0.3%
2301070905		1	<div></div> 0.3%
2321010406		1	<div></div> 0.3%
2322030405		1	<div></div> 0.3%
3021010215		1	<div></div> 0.3%
3022010508		1	<div></div> 0.3%
3022010708		1	<div></div> 0.3%
3022030205		1	<div></div> 0.3%
3022040505		1	<div></div> 0.3%
3022050502		1	<div></div> 0.3%
3032010205		1	<div></div> 0.3%
3032020706		1	<div></div> 0.3%
3032040506		1	<div></div> 0.3%
3034020408		1	<div></div> 0.3%
3034040102		1	<div></div> 0.3%
3034040304		1	<div></div> 0.3%
3034050711		1	<div></div> 0.3%
3035030411		1	<div></div> 0.3%
3035040205		1	<div></div> 0.3%
3041020101		1	<div></div> 0.3%
3042040105		1	<div></div> 0.3%
3042040201		1	<div></div> 0.3%
3043010404		1	<div></div> 0.3%
3051020803		1	<div></div> 0.3%
3061020306		1	<div></div> 0.3%

File : CSEC4J

Villagecode: Village code

Value	Label	Cases	Percentage
3061030101		2	<div></div> 0.6%
3061060103		1	<div></div> 0.3%
3071080206		1	<div></div> 0.3%
3071080301		1	<div></div> 0.3%
3072020302		1	<div></div> 0.3%
3081020606		1	<div></div> 0.3%
3091020502		1	<div></div> 0.3%
3091030501		1	<div></div> 0.3%
3092040606		1	<div></div> 0.3%
3101020203		1	<div></div> 0.3%
3102060309		1	<div></div> 0.3%
3102060408		1	<div></div> 0.3%
3102070603		1	<div></div> 0.3%
3111030202		2	<div></div> 0.6%
3113020101		1	<div></div> 0.3%
3121050202		1	<div></div> 0.3%
3131020505		1	<div></div> 0.3%
3131040312		1	<div></div> 0.3%
3141030403		1	<div></div> 0.3%
3171010102		1	<div></div> 0.3%
3171020201		1	<div></div> 0.3%
3171060512		1	<div></div> 0.3%
3181030204		2	<div></div> 0.6%
3181070501		1	<div></div> 0.3%
3181140207		1	<div></div> 0.3%
3191030304		1	<div></div> 0.3%
3191050803		1	<div></div> 0.3%
3191070202		1	<div></div> 0.3%
3201030323		1	<div></div> 0.3%
3201080801		1	<div></div> 0.3%
3211030405		1	<div></div> 0.3%
3211050502		1	<div></div> 0.3%
3211060105		1	<div></div> 0.3%
3211070617		1	<div></div> 0.3%
3221080206		1	<div></div> 0.3%
3221110412		1	<div></div> 0.3%
3231040301		1	<div></div> 0.3%
3231060409		1	<div></div> 0.3%
3231070104		1	<div></div> 0.3%
3231080204		1	<div></div> 0.3%
3251010205		1	<div></div> 0.3%
3251030508		1	<div></div> 0.3%
3251030601		1	<div></div> 0.3%

File : CSEC4J

Villagecode: Village code

Value	Label	Cases	Percentage	
3251030602		1	<div></div>	0.3%
3271030305		1	<div></div>	0.3%
3291060206		1	<div></div>	0.3%
3301070101		1	<div></div>	0.3%
3301070303		1	<div></div>	0.3%
3301100102		1	<div></div>	0.3%
4022070507		1	<div></div>	0.3%
4022080505		1	<div></div>	0.3%
4031010202		1	<div></div>	0.3%
4031050502		1	<div></div>	0.3%
4032010205		1	<div></div>	0.3%
4032050403		1	<div></div>	0.3%
4033010412		1	<div></div>	0.3%
4041020302		1	<div></div>	0.3%
4042070409		1	<div></div>	0.3%
4044030303		1	<div></div>	0.3%
4051040205		1	<div></div>	0.3%
4052080304		1	<div></div>	0.3%
4052110310		1	<div></div>	0.3%
4053010409		1	<div></div>	0.3%
4053020304		1	<div></div>	0.3%
4061080401		1	<div></div>	0.3%
4062010203		1	<div></div>	0.3%
4062100306		1	<div></div>	0.3%
4062120102		1	<div></div>	0.3%
4063030706		1	<div></div>	0.3%
4072020402		1	<div></div>	0.3%
4072050104		1	<div></div>	0.3%
4073030305		1	<div></div>	0.3%
4073060419		1	<div></div>	0.3%
4081020104		1	<div></div>	0.3%
4081120206		1	<div></div>	0.3%
4081130406		1	<div></div>	0.3%
4091010401		1	<div></div>	0.3%
4092030509		1	<div></div>	0.3%
4093010304		1	<div></div>	0.3%
4101020405		1	<div></div>	0.3%
4101050204		1	<div></div>	0.3%
4102010106		1	<div></div>	0.3%
4102010107		1	<div></div>	0.3%
4103030601		1	<div></div>	0.3%
4111030105		1	<div></div>	0.3%
4112030202		1	<div></div>	0.3%

File : CSEC4J

Villagecode: Village code

Value	Label	Cases	Percentage
4113020204		1	0.3%
4113040203		1	0.3%
4114020204		1	0.3%
4114030308		1	0.3%
4121030414		1	0.3%
4122010704		1	0.3%
4122030405		1	0.3%
4141160106		1	0.3%
4151050204		1	0.3%
4151060812		1	0.3%
4151100404		1	0.3%
4151140703		1	0.3%
4171010109		1	0.3%
4171020103		1	0.3%
4171040107		1	0.3%
4171050107		1	0.3%
4171100404		1	0.3%
4171140402		1	0.3%
4181040301		1	0.3%
4182010203		1	0.3%
4182020104		1	0.3%
4182090702		1	0.3%
4192040205		1	0.3%
4201070403		1	0.3%
4201080309		1	0.3%
4211080107		1	0.3%
4221020401		1	0.3%
4231090509		1	0.3%
4261040201		1	0.3%

Warning: these figures indicate the number of cases found in the data file. They cannot be interpreted as summary statistics of the population of interest.

C4JQ90: On average, for how many hours is the facility open to the public in a week?

Information	[Type= continuous] [Format=numeric] [Range= 11-168] [Missing=*]
Statistics [NW/ W]	[Valid=258 /-] [Invalid=50 /-]

C4JQ91: Has the facility been faced with absenteeism of its staff in the last 12 months?

Information	[Type= discrete] [Format=numeric] [Range= 1-2] [Missing=*]
Statistics [NW/ W]	[Valid=258 /-] [Invalid=50 /-]

Value	Label	Cases	Percentage
1	Yes	111	43.0%
2	No	147	57.0%
Sysmiss		50	

Warning: these figures indicate the number of cases found in the data file. They cannot be interpreted as summary statistics of the population of interest.

File : CSEC4J

C4JQ92: What is the major cause of absenteeism?

Information	[Type= discrete] [Format=numeric] [Range= 1-8] [Missing=*]
Statistics [NW/ W]	[Valid=111 /-] [Invalid=197 /-]

Value	Label	Cases	Percentage
1	Lack of morale due to poor payment	19	17.1%
2	Delays in payment of salaries	9	8.1%
3	Not much work	3	2.7%
4	Too much work	6	5.4%
5	Lack of equipment	4	3.6%
6	Lack of accommodation	33	29.7%
8	Other (specify)	37	33.3%
Sysmiss		197	

Warning: these figures indicate the number of cases found in the data file. They cannot be interpreted as summary statistics of the population of interest.

Health_Response: Health Response Status

Information	[Type= discrete] [Format=numeric] [Range= 1-3] [Missing=*]
Statistics [NW/ W]	[Valid=282 /-] [Invalid=26 /-]

Value	Label	Cases	Percentage
1	Completed	207	73.4%
2	Partially Done	22	7.8%
3	Not Done	53	18.8%
Sysmiss		26	

Warning: these figures indicate the number of cases found in the data file. They cannot be interpreted as summary statistics of the population of interest.

Reason_Health_Not_Done: Reason Health not done:

Information	[Type= discrete] [Format=character] [Missing=*]
Statistics [NW/ W]	[Valid=50 /-] [Invalid=0 /-]

Value	Label	Cases	Percentage
Available facility is a hospital NAGURU		1	2.0%
FACILITY MAINLY USED IS HOSPITAL		1	2.0%
Facility not open. Staff absenteeism.		1	2.0%
HEALTH CENTRE DEMOLISHED FOR RENOVATION		1	2.0%
HEALTH WORK NOT FOUND TO BE DONE DURING THE 2nd VISIT		1	2.0%
Hospital		1	2.0%
Hospital Level		1	2.0%

File : CSEC4J

Reason_Health_Not_Done: Reason Health not done:

Value	Label	Cases	Percentage
Hospital is most common Facility		1	2.0%
Hospital level		1	2.0%
IN CHARGE & ASSISTANT IN WORKSOP FOR A WEEK. TO BE DONE DURING SECOND VISIST		1	2.0%
IN CHARGE NOT AROUND TO BE CAPTURED DURING 2nd VISIT		1	2.0%
INCHARGE HAD GONE TO THE REFUGEE CAMP FOR A MEETING		1	2.0%
INCHARGE NEEDED AN INTRODUCTOR LETTER FROM THE DISTRICT HEALTH OFFICER		1	2.0%
INCHARGE NOT AROUND & OTHERS WERE TOO BUSY TO ATTEND TO ME		1	2.0%
Main facility is a Hospital		1	2.0%
NO BODY WAS AT THE HEALTH CENTER/ IT WAS LOCKED FOR THE THREE DAS WE WERE IN THE EA		1	2.0%
NOT DONE, ITS A WEEKEND		1	2.0%
Not there. Go to mainland at different locations		1	2.0%
Refferal Hospital		3	6.0%
Refferal hospital		1	2.0%
THE COMMUNITY		1	2.0%

File : CSEC4J

Reason_Health_Not_Done: Reason Health not done:

Value	Label	Cases	Percentage
MAINLY USES LUBAGA HOSPITAL			
THE COMMUNITY MEMBERS ACCESS THEIR TREATMENT FROM NAGURU HOSPITAL		1	<div><div></div></div> 2.0%
THE COMMUNITY USE MASINDI HOSPITAL		1	<div><div></div></div> 2.0%
THE COMMUNITY USE KAGADI HOSPITAL		1	<div><div></div></div> 2.0%
THE COMMUNITY USES A HOSPITAL		1	<div><div></div></div> 2.0%
THE COMMUNITY USES THE HOSPITAL		1	<div><div></div></div> 2.0%
THE COMMUNITY USES THE HOSPITAL HENCE NOT DATA IS COLLECTED FROM .		1	<div><div></div></div> 2.0%
THE ONE RESPONSIBLE FOR ANSWERING WASNT PRESENT. WILL DO IT NEXT VISIT		1	<div><div></div></div> 2.0%
THEY HAD ALL GONE FOR OUTREACH(THEY ARE ONLY TWO)		1	<div><div></div></div> 2.0%
THEY USE A PRIVATE HOSPITAL & P7 PUPILS HAD ALREADY LEFT SCHOOL.		1	<div><div></div></div> 2.0%

File : CSEC4J

Reason_Health_Not_Done: Reason Health not done:

Value	Label	Cases	Percentage
THEY USE NAGURU HOSPITAL		1	2.0%
The Community uses the Referral Hospital		1	2.0%
The community members mainly go to Entebbe hospital		1	2.0%
They use a hospital called buloba st. francis hospital		1	2.0%
They use the main Hospital KAYUNGA HOSPITAL		1	2.0%
WEEKEND		1	2.0%
data collected by another team in trip 1		1	2.0%
done by another team in trip 1		1	2.0%
it's a government hospital (st francis buluba hospital)		1	2.0%
no health centre at the island		1	2.0%
staff gone on outreach		2	4.0%
the community now uses Mulago Hospital after the HC has been demolished for renovation		1	2.0%
the community uses Naguru Hospital		1	2.0%
the community uses a private hospital		1	2.0%
they mainly use Nsambya hospital		1	2.0%
they use a gov't hospital (kamuli hospital)		1	2.0%
weekend		1	2.0%

Warning: these figures indicate the number of cases found in the data file. They cannot be interpreted as summary statistics of the population of interest.

File : CSEC4K_1

District_Name: District name

Information [Type= discrete] [Format=numeric] [Range= 101-426] [Missing=*]

Statistics [NW/ W] [Valid=2156 /-] [Invalid=0 /-]

Value	Label	Cases	Percentage
101		7	0.3%
102		203	9.4%
103		7	0.3%
104		28	1.3%
105		7	0.3%
106		21	1.0%
107		35	1.6%
108		28	1.3%
110		49	2.3%
111		21	1.0%
112		28	1.3%
113		84	3.9%
115		42	1.9%
116		7	0.3%
117		28	1.3%
118		7	0.3%
119		7	0.3%
120		7	0.3%
122		21	1.0%
123		7	0.3%
124		35	1.6%
201		21	1.0%
203		21	1.0%
204		42	1.9%
205		7	0.3%
207		7	0.3%
208		28	1.3%
209		14	0.6%
210		28	1.3%
211		21	1.0%
212		35	1.6%
214		63	2.9%
215		21	1.0%
216		14	0.6%
218		14	0.6%
219		21	1.0%
221		14	0.6%
222		7	0.3%
223		49	2.3%
224		7	0.3%
225		14	0.6%

File : CSEC4K_1

District_Name: District name

Value	Label	Cases	Percentage
226		28	<div></div> 1.3%
228		7	<div></div> 0.3%
230		7	<div></div> 0.3%
232		14	<div></div> 0.6%
302		42	<div></div> 1.9%
303		63	<div></div> 2.9%
304		28	<div></div> 1.3%
305		7	<div></div> 0.3%
306		28	<div></div> 1.3%
307		21	<div></div> 1.0%
308		7	<div></div> 0.3%
309		21	<div></div> 1.0%
310		28	<div></div> 1.3%
311		21	<div></div> 1.0%
312		7	<div></div> 0.3%
313		14	<div></div> 0.6%
314		7	<div></div> 0.3%
317		21	<div></div> 1.0%
318		28	<div></div> 1.3%
319		21	<div></div> 1.0%
320		14	<div></div> 0.6%
321		28	<div></div> 1.3%
322		14	<div></div> 0.6%
323		28	<div></div> 1.3%
325		28	<div></div> 1.3%
327		7	<div></div> 0.3%
329		7	<div></div> 0.3%
330		21	<div></div> 1.0%
402		14	<div></div> 0.6%
403		35	<div></div> 1.6%
404		21	<div></div> 1.0%
405		35	<div></div> 1.6%
406		35	<div></div> 1.6%
407		28	<div></div> 1.3%
408		21	<div></div> 1.0%
409		21	<div></div> 1.0%
410		35	<div></div> 1.6%
411		42	<div></div> 1.9%
412		21	<div></div> 1.0%
414		7	<div></div> 0.3%
415		28	<div></div> 1.3%
417		42	<div></div> 1.9%
418		28	<div></div> 1.3%

File : CSEC4K_1

District_Name: District name

Value	Label	Cases	Percentage
419		7	<div></div> 0.3%
420		14	<div></div> 0.6%
421		7	<div></div> 0.3%
422		7	<div></div> 0.3%
423		7	<div></div> 0.3%
426		7	<div></div> 0.3%

Warning: these figures indicate the number of cases found in the data file. They cannot be interpreted as summary statistics of the population of interest.

SubCounty: Sub-county/division/town council

Information	[Type= discrete] [Format=numeric] [Range= 101204-426104] [Missing=*]
Statistics [NW/ W]	[Valid=2156 /-] [Invalid=0 /-]

Value	Label	Cases	Percentage
101204		7	<div></div> 0.3%
102101		14	<div></div> 0.6%
102102		28	<div></div> 1.3%
102103		70	<div></div> 3.2%
102104		42	<div></div> 1.9%
102105		49	<div></div> 2.3%
103105		7	<div></div> 0.3%
104102		7	<div></div> 0.3%
104104		7	<div></div> 0.3%
104105		7	<div></div> 0.3%
104208		7	<div></div> 0.3%
105105		7	<div></div> 0.3%
106101		14	<div></div> 0.6%
106106		7	<div></div> 0.3%
107105		14	<div></div> 0.6%
107202		7	<div></div> 0.3%
107302		7	<div></div> 0.3%
107305		7	<div></div> 0.3%
108106		7	<div></div> 0.3%
108301		14	<div></div> 0.6%
108305		7	<div></div> 0.3%
110105		7	<div></div> 0.3%
110203		7	<div></div> 0.3%
110204		7	<div></div> 0.3%
110206		7	<div></div> 0.3%
110207		7	<div></div> 0.3%
110305		7	<div></div> 0.3%
110306		7	<div></div> 0.3%
111102		7	<div></div> 0.3%
111202		14	<div></div> 0.6%
112102		7	<div></div> 0.3%
112104		7	<div></div> 0.3%

File : CSEC4K_1

SubCounty: Sub-county/division/town council

Value	Label	Cases	Percentage
112203		7	<div></div> 0.3%
112204		7	<div></div> 0.3%
113105		14	<div></div> 0.6%
113111		7	<div></div> 0.3%
113112		7	<div></div> 0.3%
113113		14	<div></div> 0.6%
113303		21	<div></div> 1.0%
113304		7	<div></div> 0.3%
113306		7	<div></div> 0.3%
113307		7	<div></div> 0.3%
115103		7	<div></div> 0.3%
115104		7	<div></div> 0.3%
115202		7	<div></div> 0.3%
115203		7	<div></div> 0.3%
115205		7	<div></div> 0.3%
115207		7	<div></div> 0.3%
116102		7	<div></div> 0.3%
117103		7	<div></div> 0.3%
117104		7	<div></div> 0.3%
117110		14	<div></div> 0.6%
118101		7	<div></div> 0.3%
119103		7	<div></div> 0.3%
120105		7	<div></div> 0.3%
122102		7	<div></div> 0.3%
122105		7	<div></div> 0.3%
122106		7	<div></div> 0.3%
123108		7	<div></div> 0.3%
124101		7	<div></div> 0.3%
124103		7	<div></div> 0.3%
124104		7	<div></div> 0.3%
124107		7	<div></div> 0.3%
124108		7	<div></div> 0.3%
201106		14	<div></div> 0.6%
201110		7	<div></div> 0.3%
203202		7	<div></div> 0.3%
203301		7	<div></div> 0.3%
203303		7	<div></div> 0.3%
204101		7	<div></div> 0.3%
204102		7	<div></div> 0.3%
204203		7	<div></div> 0.3%
204301		14	<div></div> 0.6%
204302		7	<div></div> 0.3%
205104		7	<div></div> 0.3%

File : CSEC4K_1

SubCounty: Sub-county/division/town council

Value	Label	Cases	Percentage
207103		7	<div></div> 0.3%
208102		14	<div></div> 0.6%
208104		7	<div></div> 0.3%
208107		7	<div></div> 0.3%
209201		14	<div></div> 0.6%
210205		28	<div></div> 1.3%
211101		7	<div></div> 0.3%
211103		7	<div></div> 0.3%
211106		7	<div></div> 0.3%
212104		7	<div></div> 0.3%
212105		7	<div></div> 0.3%
212202		7	<div></div> 0.3%
212305		7	<div></div> 0.3%
212311		7	<div></div> 0.3%
214101		14	<div></div> 0.6%
214102		7	<div></div> 0.3%
214108		7	<div></div> 0.3%
214113		35	<div></div> 1.6%
215109		7	<div></div> 0.3%
215115		7	<div></div> 0.3%
215120		7	<div></div> 0.3%
216202		14	<div></div> 0.6%
218103		7	<div></div> 0.3%
218115		7	<div></div> 0.3%
219103		21	<div></div> 1.0%
221109		14	<div></div> 0.6%
222106		7	<div></div> 0.3%
223108		7	<div></div> 0.3%
223120		7	<div></div> 0.3%
223121		21	<div></div> 1.0%
223126		7	<div></div> 0.3%
223128		7	<div></div> 0.3%
224105		7	<div></div> 0.3%
225103		7	<div></div> 0.3%
225111		7	<div></div> 0.3%
226101		7	<div></div> 0.3%
226103		14	<div></div> 0.6%
226104		7	<div></div> 0.3%
228102		7	<div></div> 0.3%
230107		7	<div></div> 0.3%
232101		7	<div></div> 0.3%
232203		7	<div></div> 0.3%
302101		7	<div></div> 0.3%

File : CSEC4K_1

SubCounty: Sub-county/division/town council

Value	Label	Cases	Percentage
302201		14	0.6%
302203		7	0.3%
302204		7	0.3%
302205		7	0.3%
303201		7	0.3%
303202		7	0.3%
303204		7	0.3%
303402		7	0.3%
303404		14	0.6%
303405		7	0.3%
303503		7	0.3%
303504		7	0.3%
304102		7	0.3%
304204		14	0.6%
304301		7	0.3%
305102		7	0.3%
306102		7	0.3%
306103		14	0.6%
306106		7	0.3%
307108		14	0.6%
307202		7	0.3%
308102		7	0.3%
309102		7	0.3%
309103		7	0.3%
309204		7	0.3%
310102		7	0.3%
310206		14	0.6%
310207		7	0.3%
311103		14	0.6%
311302		7	0.3%
312105		7	0.3%
313102		7	0.3%
313104		7	0.3%
314103		7	0.3%
317101		7	0.3%
317102		7	0.3%
317106		7	0.3%
318103		14	0.6%
318107		7	0.3%
318114		7	0.3%
319103		7	0.3%
319105		7	0.3%
319107		7	0.3%

File : CSEC4K_1

SubCounty: Sub-county/division/town council

Value	Label	Cases	Percentage
320103		7	<div></div> 0.3%
320108		7	<div></div> 0.3%
321103		7	<div></div> 0.3%
321105		7	<div></div> 0.3%
321106		7	<div></div> 0.3%
321107		7	<div></div> 0.3%
322108		7	<div></div> 0.3%
322111		7	<div></div> 0.3%
323104		7	<div></div> 0.3%
323106		7	<div></div> 0.3%
323107		7	<div></div> 0.3%
323108		7	<div></div> 0.3%
325101		7	<div></div> 0.3%
325103		21	<div></div> 1.0%
327103		7	<div></div> 0.3%
329106		7	<div></div> 0.3%
330107		14	<div></div> 0.6%
330110		7	<div></div> 0.3%
402207		7	<div></div> 0.3%
402208		7	<div></div> 0.3%
403101		7	<div></div> 0.3%
403105		7	<div></div> 0.3%
403201		7	<div></div> 0.3%
403205		7	<div></div> 0.3%
403301		7	<div></div> 0.3%
404102		7	<div></div> 0.3%
404207		7	<div></div> 0.3%
404403		7	<div></div> 0.3%
405104		7	<div></div> 0.3%
405208		7	<div></div> 0.3%
405211		7	<div></div> 0.3%
405301		7	<div></div> 0.3%
405302		7	<div></div> 0.3%
406108		7	<div></div> 0.3%
406201		7	<div></div> 0.3%
406210		7	<div></div> 0.3%
406212		7	<div></div> 0.3%
406303		7	<div></div> 0.3%
407202		7	<div></div> 0.3%
407205		7	<div></div> 0.3%
407303		7	<div></div> 0.3%
407306		7	<div></div> 0.3%
408102		7	<div></div> 0.3%

File : CSEC4K_1

SubCounty: Sub-county/division/town council

Value	Label	Cases	Percentage
408112		7	<div></div> 0.3%
408113		7	<div></div> 0.3%
409101		7	<div></div> 0.3%
409203		7	<div></div> 0.3%
409301		7	<div></div> 0.3%
410102		7	<div></div> 0.3%
410105		7	<div></div> 0.3%
410201		14	<div></div> 0.6%
410303		7	<div></div> 0.3%
411103		7	<div></div> 0.3%
411203		7	<div></div> 0.3%
411302		7	<div></div> 0.3%
411304		7	<div></div> 0.3%
411402		7	<div></div> 0.3%
411403		7	<div></div> 0.3%
412103		7	<div></div> 0.3%
412201		7	<div></div> 0.3%
412203		7	<div></div> 0.3%
414116		7	<div></div> 0.3%
415105		7	<div></div> 0.3%
415106		7	<div></div> 0.3%
415110		7	<div></div> 0.3%
415114		7	<div></div> 0.3%
417101		7	<div></div> 0.3%
417102		7	<div></div> 0.3%
417104		7	<div></div> 0.3%
417105		7	<div></div> 0.3%
417110		7	<div></div> 0.3%
417114		7	<div></div> 0.3%
418104		7	<div></div> 0.3%
418201		7	<div></div> 0.3%
418202		7	<div></div> 0.3%
418209		7	<div></div> 0.3%
419204		7	<div></div> 0.3%
420107		7	<div></div> 0.3%
420108		7	<div></div> 0.3%
421108		7	<div></div> 0.3%
422102		7	<div></div> 0.3%
423109		7	<div></div> 0.3%
426104		7	<div></div> 0.3%

Warning: these figures indicate the number of cases found in the data file. They cannot be interpreted as summary statistics of the population of interest.

Parish: Parish/ward

Information [Type= discrete] [Format=numeric] [Range= 10120402-42610402] [Missing=*]

File : CSEC4K_1

Parish: Parish/ward

Statistics [NW/ W] [Valid=2156 /-] [Invalid=0 /-]

Value	Label	Cases	Percentage
10120402		7	0.3%
10210104		7	0.3%
10210108		7	0.3%
10210202		7	0.3%
10210205		7	0.3%
10210206		7	0.3%
10210208		7	0.3%
10210301		7	0.3%
10210302		7	0.3%
10210304		7	0.3%
10210305		14	0.6%
10210306		7	0.3%
10210308		7	0.3%
10210309		14	0.6%
10210312		7	0.3%
10210401		7	0.3%
10210402		7	0.3%
10210410		7	0.3%
10210411		7	0.3%
10210417		7	0.3%
10210419		7	0.3%
10210501		7	0.3%
10210503		7	0.3%
10210504		7	0.3%
10210510		7	0.3%
10210513		7	0.3%
10210515		7	0.3%
10210518		7	0.3%
10310505		7	0.3%
10410204		7	0.3%
10410403		7	0.3%
10410504		7	0.3%
10420804		7	0.3%
10510502		7	0.3%
10610101		7	0.3%
10610109		7	0.3%
10610606		7	0.3%
10710503		7	0.3%
10710505		7	0.3%
10720206		7	0.3%
10730203		7	0.3%
10730507		7	0.3%

File : CSEC4K_1

Parish: Parish/ward

Value	Label	Cases	Percentage
10810603		7	0.3%
10830101		7	0.3%
10830105		7	0.3%
10830502		7	0.3%
11010501		7	0.3%
11020306		7	0.3%
11020401		7	0.3%
11020603		7	0.3%
11020704		7	0.3%
11030501		7	0.3%
11030601		7	0.3%
11110201		7	0.3%
11120204		7	0.3%
11120206		7	0.3%
11210203		7	0.3%
11210402		7	0.3%
11220301		7	0.3%
11220403		7	0.3%
11310504		7	0.3%
11310505		7	0.3%
11311102		7	0.3%
11311203		7	0.3%
11311302		7	0.3%
11311306		7	0.3%
11330301		14	0.6%
11330305		7	0.3%
11330403		7	0.3%
11330606		7	0.3%
11330701		7	0.3%
11510302		7	0.3%
11510403		7	0.3%
11520209		7	0.3%
11520307		7	0.3%
11520504		7	0.3%
11520703		7	0.3%
11610205		7	0.3%
11710308		7	0.3%
11710405		7	0.3%
11711003		14	0.6%
11810104		7	0.3%
11910303		7	0.3%
12010502		7	0.3%
12210206		7	0.3%

File : CSEC4K_1

Parish: Parish/ward

Value	Label	Cases	Percentage
12210502		7	0.3%
12210602		7	0.3%
12310803		7	0.3%
12410106		7	0.3%
12410302		7	0.3%
12410401		7	0.3%
12410701		7	0.3%
12410802		7	0.3%
20110602		14	0.6%
20111009		7	0.3%
20320203		7	0.3%
20330101		7	0.3%
20330304		7	0.3%
20410103		7	0.3%
20410204		7	0.3%
20420301		7	0.3%
20430101		7	0.3%
20430102		7	0.3%
20430205		7	0.3%
20510401		7	0.3%
20710301		7	0.3%
20810214		14	0.6%
20810404		7	0.3%
20810713		7	0.3%
20920101		7	0.3%
20920104		7	0.3%
21020504		28	1.3%
21110105		7	0.3%
21110303		7	0.3%
21110603		7	0.3%
21210403		7	0.3%
21210504		7	0.3%
21220201		7	0.3%
21230502		7	0.3%
21231101		7	0.3%
21410104		7	0.3%
21410106		7	0.3%
21410202		7	0.3%
21410801		7	0.3%
21411301		7	0.3%
21411303		28	1.3%
21510902		7	0.3%
21511502		7	0.3%

File : CSEC4K_1

Parish: Parish/ward

Value	Label	Cases	Percentage
21512002		7	<div></div> 0.3%
21620203		14	<div></div> 0.6%
21810302		7	<div></div> 0.3%
21811504		7	<div></div> 0.3%
21910313		7	<div></div> 0.3%
21910317		14	<div></div> 0.6%
22110902		7	<div></div> 0.3%
22110905		7	<div></div> 0.3%
22210602		7	<div></div> 0.3%
22310805		7	<div></div> 0.3%
22312002		7	<div></div> 0.3%
22312101		14	<div></div> 0.6%
22312103		7	<div></div> 0.3%
22312601		7	<div></div> 0.3%
22312801		7	<div></div> 0.3%
22410505		7	<div></div> 0.3%
22510304		7	<div></div> 0.3%
22511103		7	<div></div> 0.3%
22610101		7	<div></div> 0.3%
22610302		7	<div></div> 0.3%
22610303		7	<div></div> 0.3%
22610405		7	<div></div> 0.3%
22810203		7	<div></div> 0.3%
23010709		7	<div></div> 0.3%
23210104		7	<div></div> 0.3%
23220304		7	<div></div> 0.3%
30210102		7	<div></div> 0.3%
30220105		7	<div></div> 0.3%
30220107		7	<div></div> 0.3%
30220302		7	<div></div> 0.3%
30220405		7	<div></div> 0.3%
30220505		7	<div></div> 0.3%
30320102		7	<div></div> 0.3%
30320207		7	<div></div> 0.3%
30320405		7	<div></div> 0.3%
30340204		7	<div></div> 0.3%
30340401		7	<div></div> 0.3%
30340403		7	<div></div> 0.3%
30340507		7	<div></div> 0.3%
30350304		7	<div></div> 0.3%
30350402		7	<div></div> 0.3%
30410201		7	<div></div> 0.3%
30420401		7	<div></div> 0.3%

File : CSEC4K_1

Parish: Parish/ward

Value	Label	Cases	Percentage
30420402		7	0.3%
30430104		7	0.3%
30510208		7	0.3%
30610203		7	0.3%
30610301		14	0.6%
30610601		7	0.3%
30710802		7	0.3%
30710803		7	0.3%
30720203		7	0.3%
30810206		7	0.3%
30910205		7	0.3%
30910305		7	0.3%
30920406		7	0.3%
31010202		7	0.3%
31020603		7	0.3%
31020604		7	0.3%
31020706		7	0.3%
31110302		14	0.6%
31130201		7	0.3%
31210502		7	0.3%
31310205		7	0.3%
31310403		7	0.3%
31410304		7	0.3%
31710101		7	0.3%
31710202		7	0.3%
31710605		7	0.3%
31810302		14	0.6%
31810705		7	0.3%
31811402		7	0.3%
31910303		7	0.3%
31910508		7	0.3%
31910702		7	0.3%
32010303		7	0.3%
32010808		7	0.3%
32110304		7	0.3%
32110505		7	0.3%
32110601		7	0.3%
32110706		7	0.3%
32210802		7	0.3%
32211104		7	0.3%
32310403		7	0.3%
32310604		7	0.3%
32310701		7	0.3%

File : CSEC4K_1

Parish: Parish/ward

Value	Label	Cases	Percentage
32310802		7	0.3%
32510102		7	0.3%
32510305		7	0.3%
32510306		14	0.6%
32710303		7	0.3%
32910602		7	0.3%
33010701		7	0.3%
33010703		7	0.3%
33011001		7	0.3%
40220705		7	0.3%
40220805		7	0.3%
40310102		7	0.3%
40310505		7	0.3%
40320102		7	0.3%
40320504		7	0.3%
40330104		7	0.3%
40410203		7	0.3%
40420704		7	0.3%
40440303		7	0.3%
40510402		7	0.3%
40520803		7	0.3%
40521103		7	0.3%
40530104		7	0.3%
40530203		7	0.3%
40610804		7	0.3%
40620102		7	0.3%
40621003		7	0.3%
40621201		7	0.3%
40630307		7	0.3%
40720204		7	0.3%
40720501		7	0.3%
40730303		7	0.3%
40730604		7	0.3%
40810201		7	0.3%
40811202		7	0.3%
40811304		7	0.3%
40910104		7	0.3%
40920305		7	0.3%
40930103		7	0.3%
41010204		7	0.3%
41010502		7	0.3%
41020101		14	0.6%
41030306		7	0.3%

File : CSEC4K_1

Parish: Parish/ward

Value	Label	Cases	Percentage	
41110301		7	<div></div>	0.3%
41120302		7	<div></div>	0.3%
41130202		7	<div></div>	0.3%
41130402		7	<div></div>	0.3%
41140202		7	<div></div>	0.3%
41140303		7	<div></div>	0.3%
41210304		7	<div></div>	0.3%
41220107		7	<div></div>	0.3%
41220304		7	<div></div>	0.3%
41411601		7	<div></div>	0.3%
41510502		7	<div></div>	0.3%
41510608		7	<div></div>	0.3%
41511004		7	<div></div>	0.3%
41511407		7	<div></div>	0.3%
41710101		7	<div></div>	0.3%
41710201		7	<div></div>	0.3%
41710401		7	<div></div>	0.3%
41710501		7	<div></div>	0.3%
41711004		7	<div></div>	0.3%
41711404		7	<div></div>	0.3%
41810403		7	<div></div>	0.3%
41820102		7	<div></div>	0.3%
41820201		7	<div></div>	0.3%
41820907		7	<div></div>	0.3%
41920402		7	<div></div>	0.3%
42010704		7	<div></div>	0.3%
42010803		7	<div></div>	0.3%
42110801		7	<div></div>	0.3%
42210204		7	<div></div>	0.3%
42310905		7	<div></div>	0.3%
42610402		7	<div></div>	0.3%

Warning: these figures indicate the number of cases found in the data file. They cannot be interpreted as summary statistics of the population of interest.

Villagecode: Village code

Information	[Type= discrete] [Format=numeric] [Range= 1012040204-4261040201] [Missing=*]			
Statistics [NW/ W]	[Valid=2156 /-] [Invalid=0 /-]			
Value	Label	Cases	Percentage	
1012040204		7	<div></div>	0.3%
1021010402		7	<div></div>	0.3%
1021010802		7	<div></div>	0.3%
1021020205		7	<div></div>	0.3%
1021020504		7	<div></div>	0.3%
1021020601		7	<div></div>	0.3%
1021020805		7	<div></div>	0.3%

File : CSEC4K_1

Villagecode: Village code

Value	Label	Cases	Percentage	
1021030109		7	<div></div>	0.3%
1021030203		7	<div></div>	0.3%
1021030412		7	<div></div>	0.3%
1021030504		7	<div></div>	0.3%
1021030509		7	<div></div>	0.3%
1021030606		7	<div></div>	0.3%
1021030803		7	<div></div>	0.3%
1021030904		14	<div></div>	0.6%
1021031208		7	<div></div>	0.3%
1021040102		7	<div></div>	0.3%
1021040203		7	<div></div>	0.3%
1021041002		7	<div></div>	0.3%
1021041118		7	<div></div>	0.3%
1021041701		7	<div></div>	0.3%
1021041903		7	<div></div>	0.3%
1021050106		7	<div></div>	0.3%
1021050307		7	<div></div>	0.3%
1021050405		7	<div></div>	0.3%
1021051004		7	<div></div>	0.3%
1021051305		7	<div></div>	0.3%
1021051506		7	<div></div>	0.3%
1021051832		7	<div></div>	0.3%
1031050505		7	<div></div>	0.3%
1041020405		7	<div></div>	0.3%
1041040304		7	<div></div>	0.3%
1041050403		7	<div></div>	0.3%
1042080404		7	<div></div>	0.3%
1051050201		7	<div></div>	0.3%
1061010108		7	<div></div>	0.3%
1061010902		7	<div></div>	0.3%
1061060602		7	<div></div>	0.3%
1071050302		7	<div></div>	0.3%
1071050503		7	<div></div>	0.3%
1072020601		7	<div></div>	0.3%
1073020305		7	<div></div>	0.3%
1073050702		7	<div></div>	0.3%
1081060309		7	<div></div>	0.3%
1083010101		7	<div></div>	0.3%
1083010505		7	<div></div>	0.3%
1083050204		7	<div></div>	0.3%
1101050107		7	<div></div>	0.3%
1102030601		7	<div></div>	0.3%
1102040107		7	<div></div>	0.3%

File : CSEC4K_1

Villagecode: Village code

Value	Label	Cases	Percentage	
1102060309		7	<div></div>	0.3%
1102070403		7	<div></div>	0.3%
1103050102		7	<div></div>	0.3%
1103060102		7	<div></div>	0.3%
1111020105		7	<div></div>	0.3%
1112020403		7	<div></div>	0.3%
1112020618		7	<div></div>	0.3%
1121020302		7	<div></div>	0.3%
1121040209		7	<div></div>	0.3%
1122030104		7	<div></div>	0.3%
1122040303		7	<div></div>	0.3%
1131050402		7	<div></div>	0.3%
1131050505		7	<div></div>	0.3%
1131110205		7	<div></div>	0.3%
1131120307		7	<div></div>	0.3%
1131130204		7	<div></div>	0.3%
1131130602		7	<div></div>	0.3%
1133030101		7	<div></div>	0.3%
1133030109		7	<div></div>	0.3%
1133030504		7	<div></div>	0.3%
1133040308		7	<div></div>	0.3%
1133060601		7	<div></div>	0.3%
1133070102		7	<div></div>	0.3%
1151030204		7	<div></div>	0.3%
1151040307		7	<div></div>	0.3%
1152020907		7	<div></div>	0.3%
1152030702		7	<div></div>	0.3%
1152050405		7	<div></div>	0.3%
1152070306		7	<div></div>	0.3%
1161020501		7	<div></div>	0.3%
1171030802		7	<div></div>	0.3%
1171040504		7	<div></div>	0.3%
1171100309		7	<div></div>	0.3%
1171100312		7	<div></div>	0.3%
1181010407		7	<div></div>	0.3%
1191030304		7	<div></div>	0.3%
1201050202		7	<div></div>	0.3%
1221020604		7	<div></div>	0.3%
1221050203		7	<div></div>	0.3%
1221060206		7	<div></div>	0.3%
1231080303		7	<div></div>	0.3%
1241010603		7	<div></div>	0.3%
1241030216		7	<div></div>	0.3%

File : CSEC4K_1

Villagecode: Village code

Value	Label	Cases	Percentage
1241040102		7	0.3%
1241070106		7	0.3%
1241080210		7	0.3%
2011060205		14	0.6%
2011100902		7	0.3%
2032020304		7	0.3%
2033010101		7	0.3%
2033030403		7	0.3%
2041010302		7	0.3%
2041020405		7	0.3%
2042030105		7	0.3%
2043010103		7	0.3%
2043010202		7	0.3%
2043020514		7	0.3%
2051040101		7	0.3%
2071030105		7	0.3%
2081021402		14	0.6%
2081040401		7	0.3%
2081071301		7	0.3%
2092010105		7	0.3%
2092010401		7	0.3%
2102050401		28	1.3%
2111010504		7	0.3%
2111030302		7	0.3%
2111060303		7	0.3%
2121040306		7	0.3%
2121050407		7	0.3%
2122020101		7	0.3%
2123050204		7	0.3%
2123110101		7	0.3%
2141010403		7	0.3%
2141010604		7	0.3%
2141020206		7	0.3%
2141080105		7	0.3%
2141130103		7	0.3%
2141130307		28	1.3%
2151090208		7	0.3%
2151150202		7	0.3%
2151200204		7	0.3%
2162020306		14	0.6%
2181030213		7	0.3%
2181150401		7	0.3%
2191031301		7	0.3%

File : CSEC4K_1

Villagecode: Village code

Value	Label	Cases	Percentage
2191031702		14	<div></div> 0.6%
2211090203		7	<div></div> 0.3%
2211090505		7	<div></div> 0.3%
2221060201		7	<div></div> 0.3%
2231080506		7	<div></div> 0.3%
2231200204		7	<div></div> 0.3%
2231210104		7	<div></div> 0.3%
2231210105		7	<div></div> 0.3%
2231210302		7	<div></div> 0.3%
2231260115		7	<div></div> 0.3%
2231280102		7	<div></div> 0.3%
2241050511		7	<div></div> 0.3%
2251030415		7	<div></div> 0.3%
2251110322		7	<div></div> 0.3%
2261010102		7	<div></div> 0.3%
2261030205		7	<div></div> 0.3%
2261030301		7	<div></div> 0.3%
2261040510		7	<div></div> 0.3%
2281020304		7	<div></div> 0.3%
2301070905		7	<div></div> 0.3%
2321010406		7	<div></div> 0.3%
2322030405		7	<div></div> 0.3%
3021010215		7	<div></div> 0.3%
3022010508		7	<div></div> 0.3%
3022010708		7	<div></div> 0.3%
3022030205		7	<div></div> 0.3%
3022040505		7	<div></div> 0.3%
3022050502		7	<div></div> 0.3%
3032010205		7	<div></div> 0.3%
3032020706		7	<div></div> 0.3%
3032040506		7	<div></div> 0.3%
3034020408		7	<div></div> 0.3%
3034040102		7	<div></div> 0.3%
3034040304		7	<div></div> 0.3%
3034050711		7	<div></div> 0.3%
3035030411		7	<div></div> 0.3%
3035040205		7	<div></div> 0.3%
3041020101		7	<div></div> 0.3%
3042040105		7	<div></div> 0.3%
3042040201		7	<div></div> 0.3%
3043010404		7	<div></div> 0.3%
3051020803		7	<div></div> 0.3%
3061020306		7	<div></div> 0.3%

File : CSEC4K_1

Villagecode: Village code

Value	Label	Cases	Percentage
3061030101		14	<div></div> 0.6%
3061060103		7	<div></div> 0.3%
3071080206		7	<div></div> 0.3%
3071080301		7	<div></div> 0.3%
3072020302		7	<div></div> 0.3%
3081020606		7	<div></div> 0.3%
3091020502		7	<div></div> 0.3%
3091030501		7	<div></div> 0.3%
3092040606		7	<div></div> 0.3%
3101020203		7	<div></div> 0.3%
3102060309		7	<div></div> 0.3%
3102060408		7	<div></div> 0.3%
3102070603		7	<div></div> 0.3%
3111030202		14	<div></div> 0.6%
3113020101		7	<div></div> 0.3%
3121050202		7	<div></div> 0.3%
3131020505		7	<div></div> 0.3%
3131040312		7	<div></div> 0.3%
3141030403		7	<div></div> 0.3%
3171010102		7	<div></div> 0.3%
3171020201		7	<div></div> 0.3%
3171060512		7	<div></div> 0.3%
3181030204		14	<div></div> 0.6%
3181070501		7	<div></div> 0.3%
3181140207		7	<div></div> 0.3%
3191030304		7	<div></div> 0.3%
3191050803		7	<div></div> 0.3%
3191070202		7	<div></div> 0.3%
3201030323		7	<div></div> 0.3%
3201080801		7	<div></div> 0.3%
3211030405		7	<div></div> 0.3%
3211050502		7	<div></div> 0.3%
3211060105		7	<div></div> 0.3%
3211070617		7	<div></div> 0.3%
3221080206		7	<div></div> 0.3%
3221110412		7	<div></div> 0.3%
3231040301		7	<div></div> 0.3%
3231060409		7	<div></div> 0.3%
3231070104		7	<div></div> 0.3%
3231080204		7	<div></div> 0.3%
3251010205		7	<div></div> 0.3%
3251030508		7	<div></div> 0.3%
3251030601		7	<div></div> 0.3%

File : CSEC4K_1

Villagecode: Village code

Value	Label	Cases	Percentage	
3251030602		7	<div></div>	0.3%
3271030305		7	<div></div>	0.3%
3291060206		7	<div></div>	0.3%
3301070101		7	<div></div>	0.3%
3301070303		7	<div></div>	0.3%
3301100102		7	<div></div>	0.3%
4022070507		7	<div></div>	0.3%
4022080505		7	<div></div>	0.3%
4031010202		7	<div></div>	0.3%
4031050502		7	<div></div>	0.3%
4032010205		7	<div></div>	0.3%
4032050403		7	<div></div>	0.3%
4033010412		7	<div></div>	0.3%
4041020302		7	<div></div>	0.3%
4042070409		7	<div></div>	0.3%
4044030303		7	<div></div>	0.3%
4051040205		7	<div></div>	0.3%
4052080304		7	<div></div>	0.3%
4052110310		7	<div></div>	0.3%
4053010409		7	<div></div>	0.3%
4053020304		7	<div></div>	0.3%
4061080401		7	<div></div>	0.3%
4062010203		7	<div></div>	0.3%
4062100306		7	<div></div>	0.3%
4062120102		7	<div></div>	0.3%
4063030706		7	<div></div>	0.3%
4072020402		7	<div></div>	0.3%
4072050104		7	<div></div>	0.3%
4073030305		7	<div></div>	0.3%
4073060419		7	<div></div>	0.3%
4081020104		7	<div></div>	0.3%
4081120206		7	<div></div>	0.3%
4081130406		7	<div></div>	0.3%
4091010401		7	<div></div>	0.3%
4092030509		7	<div></div>	0.3%
4093010304		7	<div></div>	0.3%
4101020405		7	<div></div>	0.3%
4101050204		7	<div></div>	0.3%
4102010106		7	<div></div>	0.3%
4102010107		7	<div></div>	0.3%
4103030601		7	<div></div>	0.3%
4111030105		7	<div></div>	0.3%
4112030202		7	<div></div>	0.3%

File : CSEC4K_1

Villagecode: Village code

Value	Label	Cases	Percentage	
4113020204		7	<div></div>	0.3%
4113040203		7	<div></div>	0.3%
4114020204		7	<div></div>	0.3%
4114030308		7	<div></div>	0.3%
4121030414		7	<div></div>	0.3%
4122010704		7	<div></div>	0.3%
4122030405		7	<div></div>	0.3%
4141160106		7	<div></div>	0.3%
4151050204		7	<div></div>	0.3%
4151060812		7	<div></div>	0.3%
4151100404		7	<div></div>	0.3%
4151140703		7	<div></div>	0.3%
4171010109		7	<div></div>	0.3%
4171020103		7	<div></div>	0.3%
4171040107		7	<div></div>	0.3%
4171050107		7	<div></div>	0.3%
4171100404		7	<div></div>	0.3%
4171140402		7	<div></div>	0.3%
4181040301		7	<div></div>	0.3%
4182010203		7	<div></div>	0.3%
4182020104		7	<div></div>	0.3%
4182090702		7	<div></div>	0.3%
4192040205		7	<div></div>	0.3%
4201070403		7	<div></div>	0.3%
4201080309		7	<div></div>	0.3%
4211080107		7	<div></div>	0.3%
4221020401		7	<div></div>	0.3%
4231090509		7	<div></div>	0.3%
4261040201		7	<div></div>	0.3%

Warning: these figures indicate the number of cases found in the data file. They cannot be interpreted as summary statistics of the population of interest.

Health_Water_ID: CFHealthWater

Information		[Type= discrete] [Format=numeric] [Range= 1-7] [Missing=*]		
Statistics [NW/ W]		[Valid=2156 /-] [Invalid=0 /-]		
Value	Label	Cases	Percentage	
1	Piped water	308		14.3%
2	Bore hole	308		14.3%
3	Protected spring/well	308		14.3%
4	Rain water	308		14.3%
5	Lake/river/stream/dam/pond	308		14.3%
6	Spring	308		14.3%
7	Other (specify)	308		14.3%

Warning: these figures indicate the number of cases found in the data file. They cannot be interpreted as summary statistics of the population of interest.

File : CSEC4K_1

C4KQ103: What is the MAIN source of water at this facility?

Information	[Type= discrete] [Format=numeric] [Range= 1-4] [Missing=*]
Statistics [NW/ W]	[Valid=1808 /-] [Invalid=348 /-]

Value	Label	Cases	Percentage
1		259	14.3%
2		212	11.7%
3		64	3.5%
4		1273	70.4%
Sysmiss		348	

Warning: these figures indicate the number of cases found in the data file. They cannot be interpreted as summary statistics of the population of interest.

C4KQ103_Other: Other means of access to water at the health facility ?

Information	[Type= discrete] [Format=character] [Missing=*]
Statistics [NW/ W]	[Valid=44 /-] [Invalid=0 /-]

Value	Label	Cases	Percentage
BORE HOLE OUTSIDE THE FACILITY		1	2.3%
BUY FROM VENDORS		2	4.5%
BUYING FROM VENDORS		6	13.6%
Buy from Vehicles with tanks		1	2.3%
FROM VENDORS		1	2.3%
GRAVITY		1	2.3%
GRAVITY & PIPED TO THE FACILITY		1	2.3%
GRAVITY FLOW WATER		1	2.3%
PUMP FROM UNDER GROUND		1	2.3%
Protected spring		1	2.3%
Public tap		1	2.3%
RESERVIOR TANK		1	2.3%
TANK provided by a vehicle		2	4.5%
UNPROTECTED WELL		1	2.3%
VENDOR		1	2.3%
VENDORS		4	9.1%
Vendor		3	6.8%
Vendors		9	20.5%
WATER HARVEST		1	2.3%

File : CSEC4K_1

C4KQ103_Other: Other means of access to water at the health facility ?

Value	Label	Cases	Percentage
from vendors		2	4.5%
gravity flow water		1	2.3%
unprotected well		1	2.3%
vendors		1	2.3%

Warning: these figures indicate the number of cases found in the data file. They cannot be interpreted as summary statistics of the population of interest.

C4KQ104: What is the distance to each important source (KM)? (IF WITHIN PREMISES, What is

Information	[Type= continuous] [Format=numeric] [Range= 0-6] [Missing=*]
Statistics [NW/ W]	[Valid=533 /-] [Invalid=1623 /-]

C4KQ105: How reliable is this water source?

Information	[Type= discrete] [Format=numeric] [Range= 1-8] [Missing=*]
Statistics [NW/ W]	[Valid=531 /-] [Invalid=1625 /-]

Value	Label	Cases	Percentage
1	Available throughout the year	323	60.8%
2	Not Reliable (Seasonal)	202	38.0%
8	Other (Specify)	6	1.1%
Sysmiss		1625	

Warning: these figures indicate the number of cases found in the data file. They cannot be interpreted as summary statistics of the population of interest.

Health_Response: Health Response Status

Information	[Type= discrete] [Format=numeric] [Range= 1-3] [Missing=*]
Statistics [NW/ W]	[Valid=1974 /-] [Invalid=182 /-]

Value	Label	Cases	Percentage
1	Completed	1449	73.4%
2	Partially Done	154	7.8%
3	Not Done	371	18.8%
Sysmiss		182	

Warning: these figures indicate the number of cases found in the data file. They cannot be interpreted as summary statistics of the population of interest.

Reason_Health_Not_Done: Reason Health not done:

Information	[Type= discrete] [Format=character] [Missing=*]
Statistics [NW/ W]	[Valid=350 /-] [Invalid=0 /-]

Value	Label	Cases	Percentage
Available facility is a hospital NAGURU		7	2.0%
FACILITY MAINLY USED IS HOSPITAL		7	2.0%
Facility not open. Staff absenteeism.		7	2.0%
HEALTH CENTRE DEMOLISHED		7	2.0%

File : CSEC4K_1

Reason_Health_Not_Done: Reason Health not done:

Value	Label	Cases	Percentage
FOR RENOVATION			
HEALTH WORK NOT FOUND TO BE DONE DURING THE 2nd VISIT		7	2.0%
Hospital		7	2.0%
Hospital Level		7	2.0%
Hospital is most common Facility		7	2.0%
Hospital level		7	2.0%
IN CHARGE & ASSISTANT IN WORKSOP FOR A WEEK. TO BE DONE DURING SECOND VISIST		7	2.0%
IN CHARGE NOT AROUND TO BE CAPTURED DURING 2nd VISIT		7	2.0%
INCHARGE HAD GONE TO THE REFUGEE CAMP FOR A MEETING		7	2.0%
INCHARGE NEEDED AN INTRODUCTOR LETTER FROM THE DISTRICT HEALTH OFFFICER		7	2.0%
INCHARGE NOT AROUND & OTHERS WERE TOO BUSY TO ATTEND TO ME		7	2.0%
Main facility is a Hospital		7	2.0%
NO BODY WAS AT THE HEALTH CENTER/ IT WAS LOCKED FOR THE THREE DAS WE WERE IN THE EA		7	2.0%

File : CSEC4K_1

Reason_Health_Not_Done: Reason Health not done:

Value	Label	Cases	Percentage
NOT DONE, ITS A WEEKEND		7	<div><div></div></div> 2.0%
Not there. Go to mainland at different locations		7	<div><div></div></div> 2.0%
Refferal Hospital		21	<div><div></div></div> 6.0%
Refferal hospital		7	<div><div></div></div> 2.0%
THE COMMUNITY MAINLY USES LUBAGA HOSPITAL		7	<div><div></div></div> 2.0%
THE COMMUNITY MEMBERS ACCESS THEIR TREATMENT FROM NAGURU HOSPITAL		7	<div><div></div></div> 2.0%
THE COMMUNITY USE MASINDI HOSPITAL		7	<div><div></div></div> 2.0%
THE COMMUNITY USE KAGADI HOSPITAL		7	<div><div></div></div> 2.0%
THE COMMUNITY USES A HOSPITAL		7	<div><div></div></div> 2.0%
THE COMMUNITY USES THE HOSPITAL		7	<div><div></div></div> 2.0%
THE COMMUNITY USES THE HOSPITAL HENCE NOT DATA IS COLLECTED FROM .		7	<div><div></div></div> 2.0%
THE ONE RESPONSIBLE FOR ANSWERING WASNT PRESENT. WILL DO IT NEXT VISIT		7	<div><div></div></div> 2.0%
THEY HAD ALL GONE FOR		7	<div><div></div></div> 2.0%

File : CSEC4K_1

Reason_Health_Not_Done: Reason Health not done:

Value	Label	Cases	Percentage
OUTREACH(TH ARE ONLY TWO)			
THEY USE A PRIVATE HOSPITAL & P7 PUPILS HAD ALREADY LEFT SCHOOL.		7	<div></div> 2.0%
THEY USE NAGURU HOSPITAL		7	<div></div> 2.0%
The Community uses the Referral Hospital		7	<div></div> 2.0%
The community members mainly go to Entebbe hospital		7	<div></div> 2.0%
They use a hospital called buloba st. francis hospital		7	<div></div> 2.0%
They use the main Hospital KAYUNGA HOSPITAL		7	<div></div> 2.0%
WEEKEND		7	<div></div> 2.0%
data collected by another team in trip 1		7	<div></div> 2.0%
done by another team in trip 1		7	<div></div> 2.0%
it's a gorvenment hospital (st francis buluba hospital)		7	<div></div> 2.0%
no health centre at the island		7	<div></div> 2.0%
staff gone on outreach		14	<div></div> 4.0%
the community now uses Mulago Hospital after the HC has been demolished for renovation		7	<div></div> 2.0%
the community uses Naguru Hospital		7	<div></div> 2.0%
the community uses a private hospital		7	<div></div> 2.0%

File : CSEC4K_1

Reason_Health_Not_Done: Reason Health not done:

Value	Label	Cases	Percentage
they mainly use Nsambya hospital		7	<div></div> 2.0%
they use a gov"t hospital (kamuli hospital)		7	<div></div> 2.0%
weekend		7	<div></div> 2.0%

Warning: these figures indicate the number of cases found in the data file. They cannot be interpreted as summary statistics of the population of interest.

File : CSEC4L

District_Name: District name

Information [Type= discrete] [Format=numeric] [Range= 101-426] [Missing=*]

Statistics [NW/ W] [Valid=4620 /-] [Invalid=0 /-]

Value	Label	Cases	Percentage
101		15	0.3%
102		435	9.4%
103		15	0.3%
104		60	1.3%
105		15	0.3%
106		45	1.0%
107		75	1.6%
108		60	1.3%
110		105	2.3%
111		45	1.0%
112		60	1.3%
113		180	3.9%
115		90	1.9%
116		15	0.3%
117		60	1.3%
118		15	0.3%
119		15	0.3%
120		15	0.3%
122		45	1.0%
123		15	0.3%
124		75	1.6%
201		45	1.0%
203		45	1.0%
204		90	1.9%
205		15	0.3%
207		15	0.3%
208		60	1.3%
209		30	0.6%
210		60	1.3%
211		45	1.0%
212		75	1.6%
214		135	2.9%
215		45	1.0%
216		30	0.6%
218		30	0.6%
219		45	1.0%
221		30	0.6%
222		15	0.3%
223		105	2.3%
224		15	0.3%
225		30	0.6%

File : CSEC4L

District_Name: District name

Value	Label	Cases	Percentage
226		60	<div></div> 1.3%
228		15	<div></div> 0.3%
230		15	<div></div> 0.3%
232		30	<div></div> 0.6%
302		90	<div></div> 1.9%
303		135	<div></div> 2.9%
304		60	<div></div> 1.3%
305		15	<div></div> 0.3%
306		60	<div></div> 1.3%
307		45	<div></div> 1.0%
308		15	<div></div> 0.3%
309		45	<div></div> 1.0%
310		60	<div></div> 1.3%
311		45	<div></div> 1.0%
312		15	<div></div> 0.3%
313		30	<div></div> 0.6%
314		15	<div></div> 0.3%
317		45	<div></div> 1.0%
318		60	<div></div> 1.3%
319		45	<div></div> 1.0%
320		30	<div></div> 0.6%
321		60	<div></div> 1.3%
322		30	<div></div> 0.6%
323		60	<div></div> 1.3%
325		60	<div></div> 1.3%
327		15	<div></div> 0.3%
329		15	<div></div> 0.3%
330		45	<div></div> 1.0%
402		30	<div></div> 0.6%
403		75	<div></div> 1.6%
404		45	<div></div> 1.0%
405		75	<div></div> 1.6%
406		75	<div></div> 1.6%
407		60	<div></div> 1.3%
408		45	<div></div> 1.0%
409		45	<div></div> 1.0%
410		75	<div></div> 1.6%
411		90	<div></div> 1.9%
412		45	<div></div> 1.0%
414		15	<div></div> 0.3%
415		60	<div></div> 1.3%
417		90	<div></div> 1.9%
418		60	<div></div> 1.3%

File : CSEC4L

District_Name: District name

Value	Label	Cases	Percentage
419		15	<div></div> 0.3%
420		30	<div></div> 0.6%
421		15	<div></div> 0.3%
422		15	<div></div> 0.3%
423		15	<div></div> 0.3%
426		15	<div></div> 0.3%

Warning: these figures indicate the number of cases found in the data file. They cannot be interpreted as summary statistics of the population of interest.

SubCounty: Sub-county/division/town council

Information	[Type= discrete] [Format=numeric] [Range= 101204-426104] [Missing=*]
Statistics [NW/ W]	[Valid=4620 /-] [Invalid=0 /-]

Value	Label	Cases	Percentage
101204		15	<div></div> 0.3%
102101		30	<div></div> 0.6%
102102		60	<div></div> 1.3%
102103		150	<div></div> 3.2%
102104		90	<div></div> 1.9%
102105		105	<div></div> 2.3%
103105		15	<div></div> 0.3%
104102		15	<div></div> 0.3%
104104		15	<div></div> 0.3%
104105		15	<div></div> 0.3%
104208		15	<div></div> 0.3%
105105		15	<div></div> 0.3%
106101		30	<div></div> 0.6%
106106		15	<div></div> 0.3%
107105		30	<div></div> 0.6%
107202		15	<div></div> 0.3%
107302		15	<div></div> 0.3%
107305		15	<div></div> 0.3%
108106		15	<div></div> 0.3%
108301		30	<div></div> 0.6%
108305		15	<div></div> 0.3%
110105		15	<div></div> 0.3%
110203		15	<div></div> 0.3%
110204		15	<div></div> 0.3%
110206		15	<div></div> 0.3%
110207		15	<div></div> 0.3%
110305		15	<div></div> 0.3%
110306		15	<div></div> 0.3%
111102		15	<div></div> 0.3%
111202		30	<div></div> 0.6%
112102		15	<div></div> 0.3%
112104		15	<div></div> 0.3%

File : CSEC4L

SubCounty: Sub-county/division/town council

Value	Label	Cases	Percentage
112203		15	<div></div> 0.3%
112204		15	<div></div> 0.3%
113105		30	<div></div> 0.6%
113111		15	<div></div> 0.3%
113112		15	<div></div> 0.3%
113113		30	<div></div> 0.6%
113303		45	<div></div> 1.0%
113304		15	<div></div> 0.3%
113306		15	<div></div> 0.3%
113307		15	<div></div> 0.3%
115103		15	<div></div> 0.3%
115104		15	<div></div> 0.3%
115202		15	<div></div> 0.3%
115203		15	<div></div> 0.3%
115205		15	<div></div> 0.3%
115207		15	<div></div> 0.3%
116102		15	<div></div> 0.3%
117103		15	<div></div> 0.3%
117104		15	<div></div> 0.3%
117110		30	<div></div> 0.6%
118101		15	<div></div> 0.3%
119103		15	<div></div> 0.3%
120105		15	<div></div> 0.3%
122102		15	<div></div> 0.3%
122105		15	<div></div> 0.3%
122106		15	<div></div> 0.3%
123108		15	<div></div> 0.3%
124101		15	<div></div> 0.3%
124103		15	<div></div> 0.3%
124104		15	<div></div> 0.3%
124107		15	<div></div> 0.3%
124108		15	<div></div> 0.3%
201106		30	<div></div> 0.6%
201110		15	<div></div> 0.3%
203202		15	<div></div> 0.3%
203301		15	<div></div> 0.3%
203303		15	<div></div> 0.3%
204101		15	<div></div> 0.3%
204102		15	<div></div> 0.3%
204203		15	<div></div> 0.3%
204301		30	<div></div> 0.6%
204302		15	<div></div> 0.3%
205104		15	<div></div> 0.3%

File : CSEC4L

SubCounty: Sub-county/division/town council

Value	Label	Cases	Percentage
207103		15	0.3%
208102		30	0.6%
208104		15	0.3%
208107		15	0.3%
209201		30	0.6%
210205		60	1.3%
211101		15	0.3%
211103		15	0.3%
211106		15	0.3%
212104		15	0.3%
212105		15	0.3%
212202		15	0.3%
212305		15	0.3%
212311		15	0.3%
214101		30	0.6%
214102		15	0.3%
214108		15	0.3%
214113		75	1.6%
215109		15	0.3%
215115		15	0.3%
215120		15	0.3%
216202		30	0.6%
218103		15	0.3%
218115		15	0.3%
219103		45	1.0%
221109		30	0.6%
222106		15	0.3%
223108		15	0.3%
223120		15	0.3%
223121		45	1.0%
223126		15	0.3%
223128		15	0.3%
224105		15	0.3%
225103		15	0.3%
225111		15	0.3%
226101		15	0.3%
226103		30	0.6%
226104		15	0.3%
228102		15	0.3%
230107		15	0.3%
232101		15	0.3%
232203		15	0.3%
302101		15	0.3%

File : CSEC4L

SubCounty: Sub-county/division/town council

Value	Label	Cases	Percentage
302201		30	0.6%
302203		15	0.3%
302204		15	0.3%
302205		15	0.3%
303201		15	0.3%
303202		15	0.3%
303204		15	0.3%
303402		15	0.3%
303404		30	0.6%
303405		15	0.3%
303503		15	0.3%
303504		15	0.3%
304102		15	0.3%
304204		30	0.6%
304301		15	0.3%
305102		15	0.3%
306102		15	0.3%
306103		30	0.6%
306106		15	0.3%
307108		30	0.6%
307202		15	0.3%
308102		15	0.3%
309102		15	0.3%
309103		15	0.3%
309204		15	0.3%
310102		15	0.3%
310206		30	0.6%
310207		15	0.3%
311103		30	0.6%
311302		15	0.3%
312105		15	0.3%
313102		15	0.3%
313104		15	0.3%
314103		15	0.3%
317101		15	0.3%
317102		15	0.3%
317106		15	0.3%
318103		30	0.6%
318107		15	0.3%
318114		15	0.3%
319103		15	0.3%
319105		15	0.3%
319107		15	0.3%

File : CSEC4L

SubCounty: Sub-county/division/town council

Value	Label	Cases	Percentage
320103		15	<div></div> 0.3%
320108		15	<div></div> 0.3%
321103		15	<div></div> 0.3%
321105		15	<div></div> 0.3%
321106		15	<div></div> 0.3%
321107		15	<div></div> 0.3%
322108		15	<div></div> 0.3%
322111		15	<div></div> 0.3%
323104		15	<div></div> 0.3%
323106		15	<div></div> 0.3%
323107		15	<div></div> 0.3%
323108		15	<div></div> 0.3%
325101		15	<div></div> 0.3%
325103		45	<div></div> 1.0%
327103		15	<div></div> 0.3%
329106		15	<div></div> 0.3%
330107		30	<div></div> 0.6%
330110		15	<div></div> 0.3%
402207		15	<div></div> 0.3%
402208		15	<div></div> 0.3%
403101		15	<div></div> 0.3%
403105		15	<div></div> 0.3%
403201		15	<div></div> 0.3%
403205		15	<div></div> 0.3%
403301		15	<div></div> 0.3%
404102		15	<div></div> 0.3%
404207		15	<div></div> 0.3%
404403		15	<div></div> 0.3%
405104		15	<div></div> 0.3%
405208		15	<div></div> 0.3%
405211		15	<div></div> 0.3%
405301		15	<div></div> 0.3%
405302		15	<div></div> 0.3%
406108		15	<div></div> 0.3%
406201		15	<div></div> 0.3%
406210		15	<div></div> 0.3%
406212		15	<div></div> 0.3%
406303		15	<div></div> 0.3%
407202		15	<div></div> 0.3%
407205		15	<div></div> 0.3%
407303		15	<div></div> 0.3%
407306		15	<div></div> 0.3%
408102		15	<div></div> 0.3%

File : CSEC4L

SubCounty: Sub-county/division/town council

Value	Label	Cases	Percentage
408112		15	<div></div> 0.3%
408113		15	<div></div> 0.3%
409101		15	<div></div> 0.3%
409203		15	<div></div> 0.3%
409301		15	<div></div> 0.3%
410102		15	<div></div> 0.3%
410105		15	<div></div> 0.3%
410201		30	<div></div> 0.6%
410303		15	<div></div> 0.3%
411103		15	<div></div> 0.3%
411203		15	<div></div> 0.3%
411302		15	<div></div> 0.3%
411304		15	<div></div> 0.3%
411402		15	<div></div> 0.3%
411403		15	<div></div> 0.3%
412103		15	<div></div> 0.3%
412201		15	<div></div> 0.3%
412203		15	<div></div> 0.3%
414116		15	<div></div> 0.3%
415105		15	<div></div> 0.3%
415106		15	<div></div> 0.3%
415110		15	<div></div> 0.3%
415114		15	<div></div> 0.3%
417101		15	<div></div> 0.3%
417102		15	<div></div> 0.3%
417104		15	<div></div> 0.3%
417105		15	<div></div> 0.3%
417110		15	<div></div> 0.3%
417114		15	<div></div> 0.3%
418104		15	<div></div> 0.3%
418201		15	<div></div> 0.3%
418202		15	<div></div> 0.3%
418209		15	<div></div> 0.3%
419204		15	<div></div> 0.3%
420107		15	<div></div> 0.3%
420108		15	<div></div> 0.3%
421108		15	<div></div> 0.3%
422102		15	<div></div> 0.3%
423109		15	<div></div> 0.3%
426104		15	<div></div> 0.3%

Warning: these figures indicate the number of cases found in the data file. They cannot be interpreted as summary statistics of the population of interest.

Parish: Parish/ward

Information [Type= discrete] [Format=numeric] [Range= 10120402-42610402] [Missing=*]

File : CSEC4L

Parish: Parish/ward

Statistics [NW/ W] [Valid=4620 /-] [Invalid=0 /-]

Value	Label	Cases	Percentage
10120402		15	0.3%
10210104		15	0.3%
10210108		15	0.3%
10210202		15	0.3%
10210205		15	0.3%
10210206		15	0.3%
10210208		15	0.3%
10210301		15	0.3%
10210302		15	0.3%
10210304		15	0.3%
10210305		30	0.6%
10210306		15	0.3%
10210308		15	0.3%
10210309		30	0.6%
10210312		15	0.3%
10210401		15	0.3%
10210402		15	0.3%
10210410		15	0.3%
10210411		15	0.3%
10210417		15	0.3%
10210419		15	0.3%
10210501		15	0.3%
10210503		15	0.3%
10210504		15	0.3%
10210510		15	0.3%
10210513		15	0.3%
10210515		15	0.3%
10210518		15	0.3%
10310505		15	0.3%
10410204		15	0.3%
10410403		15	0.3%
10410504		15	0.3%
10420804		15	0.3%
10510502		15	0.3%
10610101		15	0.3%
10610109		15	0.3%
10610606		15	0.3%
10710503		15	0.3%
10710505		15	0.3%
10720206		15	0.3%
10730203		15	0.3%
10730507		15	0.3%

File : CSEC4L

Parish: Parish/ward

Value	Label	Cases	Percentage	
10810603		15	<div></div>	0.3%
10830101		15	<div></div>	0.3%
10830105		15	<div></div>	0.3%
10830502		15	<div></div>	0.3%
11010501		15	<div></div>	0.3%
11020306		15	<div></div>	0.3%
11020401		15	<div></div>	0.3%
11020603		15	<div></div>	0.3%
11020704		15	<div></div>	0.3%
11030501		15	<div></div>	0.3%
11030601		15	<div></div>	0.3%
11110201		15	<div></div>	0.3%
11120204		15	<div></div>	0.3%
11120206		15	<div></div>	0.3%
11210203		15	<div></div>	0.3%
11210402		15	<div></div>	0.3%
11220301		15	<div></div>	0.3%
11220403		15	<div></div>	0.3%
11310504		15	<div></div>	0.3%
11310505		15	<div></div>	0.3%
11311102		15	<div></div>	0.3%
11311203		15	<div></div>	0.3%
11311302		15	<div></div>	0.3%
11311306		15	<div></div>	0.3%
11330301		30	<div></div>	0.6%
11330305		15	<div></div>	0.3%
11330403		15	<div></div>	0.3%
11330606		15	<div></div>	0.3%
11330701		15	<div></div>	0.3%
11510302		15	<div></div>	0.3%
11510403		15	<div></div>	0.3%
11520209		15	<div></div>	0.3%
11520307		15	<div></div>	0.3%
11520504		15	<div></div>	0.3%
11520703		15	<div></div>	0.3%
11610205		15	<div></div>	0.3%
11710308		15	<div></div>	0.3%
11710405		15	<div></div>	0.3%
11711003		30	<div></div>	0.6%
11810104		15	<div></div>	0.3%
11910303		15	<div></div>	0.3%
12010502		15	<div></div>	0.3%
12210206		15	<div></div>	0.3%

File : CSEC4L

Parish: Parish/ward

Value	Label	Cases	Percentage	
12210502		15	<div></div>	0.3%
12210602		15	<div></div>	0.3%
12310803		15	<div></div>	0.3%
12410106		15	<div></div>	0.3%
12410302		15	<div></div>	0.3%
12410401		15	<div></div>	0.3%
12410701		15	<div></div>	0.3%
12410802		15	<div></div>	0.3%
20110602		30	<div></div>	0.6%
20111009		15	<div></div>	0.3%
20320203		15	<div></div>	0.3%
20330101		15	<div></div>	0.3%
20330304		15	<div></div>	0.3%
20410103		15	<div></div>	0.3%
20410204		15	<div></div>	0.3%
20420301		15	<div></div>	0.3%
20430101		15	<div></div>	0.3%
20430102		15	<div></div>	0.3%
20430205		15	<div></div>	0.3%
20510401		15	<div></div>	0.3%
20710301		15	<div></div>	0.3%
20810214		30	<div></div>	0.6%
20810404		15	<div></div>	0.3%
20810713		15	<div></div>	0.3%
20920101		15	<div></div>	0.3%
20920104		15	<div></div>	0.3%
21020504		60	<div></div>	1.3%
21110105		15	<div></div>	0.3%
21110303		15	<div></div>	0.3%
21110603		15	<div></div>	0.3%
21210403		15	<div></div>	0.3%
21210504		15	<div></div>	0.3%
21220201		15	<div></div>	0.3%
21230502		15	<div></div>	0.3%
21231101		15	<div></div>	0.3%
21410104		15	<div></div>	0.3%
21410106		15	<div></div>	0.3%
21410202		15	<div></div>	0.3%
21410801		15	<div></div>	0.3%
21411301		15	<div></div>	0.3%
21411303		60	<div></div>	1.3%
21510902		15	<div></div>	0.3%
21511502		15	<div></div>	0.3%

File : CSEC4L

Parish: Parish/ward

Value	Label	Cases	Percentage
21512002		15	<div></div> 0.3%
21620203		30	<div></div> 0.6%
21810302		15	<div></div> 0.3%
21811504		15	<div></div> 0.3%
21910313		15	<div></div> 0.3%
21910317		30	<div></div> 0.6%
22110902		15	<div></div> 0.3%
22110905		15	<div></div> 0.3%
22210602		15	<div></div> 0.3%
22310805		15	<div></div> 0.3%
22312002		15	<div></div> 0.3%
22312101		30	<div></div> 0.6%
22312103		15	<div></div> 0.3%
22312601		15	<div></div> 0.3%
22312801		15	<div></div> 0.3%
22410505		15	<div></div> 0.3%
22510304		15	<div></div> 0.3%
22511103		15	<div></div> 0.3%
22610101		15	<div></div> 0.3%
22610302		15	<div></div> 0.3%
22610303		15	<div></div> 0.3%
22610405		15	<div></div> 0.3%
22810203		15	<div></div> 0.3%
23010709		15	<div></div> 0.3%
23210104		15	<div></div> 0.3%
23220304		15	<div></div> 0.3%
30210102		15	<div></div> 0.3%
30220105		15	<div></div> 0.3%
30220107		15	<div></div> 0.3%
30220302		15	<div></div> 0.3%
30220405		15	<div></div> 0.3%
30220505		15	<div></div> 0.3%
30320102		15	<div></div> 0.3%
30320207		15	<div></div> 0.3%
30320405		15	<div></div> 0.3%
30340204		15	<div></div> 0.3%
30340401		15	<div></div> 0.3%
30340403		15	<div></div> 0.3%
30340507		15	<div></div> 0.3%
30350304		15	<div></div> 0.3%
30350402		15	<div></div> 0.3%
30410201		15	<div></div> 0.3%
30420401		15	<div></div> 0.3%

File : CSEC4L

Parish: Parish/ward

Value	Label	Cases	Percentage	
30420402		15	<div></div>	0.3%
30430104		15	<div></div>	0.3%
30510208		15	<div></div>	0.3%
30610203		15	<div></div>	0.3%
30610301		30	<div></div>	0.6%
30610601		15	<div></div>	0.3%
30710802		15	<div></div>	0.3%
30710803		15	<div></div>	0.3%
30720203		15	<div></div>	0.3%
30810206		15	<div></div>	0.3%
30910205		15	<div></div>	0.3%
30910305		15	<div></div>	0.3%
30920406		15	<div></div>	0.3%
31010202		15	<div></div>	0.3%
31020603		15	<div></div>	0.3%
31020604		15	<div></div>	0.3%
31020706		15	<div></div>	0.3%
31110302		30	<div></div>	0.6%
31130201		15	<div></div>	0.3%
31210502		15	<div></div>	0.3%
31310205		15	<div></div>	0.3%
31310403		15	<div></div>	0.3%
31410304		15	<div></div>	0.3%
31710101		15	<div></div>	0.3%
31710202		15	<div></div>	0.3%
31710605		15	<div></div>	0.3%
31810302		30	<div></div>	0.6%
31810705		15	<div></div>	0.3%
31811402		15	<div></div>	0.3%
31910303		15	<div></div>	0.3%
31910508		15	<div></div>	0.3%
31910702		15	<div></div>	0.3%
32010303		15	<div></div>	0.3%
32010808		15	<div></div>	0.3%
32110304		15	<div></div>	0.3%
32110505		15	<div></div>	0.3%
32110601		15	<div></div>	0.3%
32110706		15	<div></div>	0.3%
32210802		15	<div></div>	0.3%
32211104		15	<div></div>	0.3%
32310403		15	<div></div>	0.3%
32310604		15	<div></div>	0.3%
32310701		15	<div></div>	0.3%

File : CSEC4L

Parish: Parish/ward

Value	Label	Cases	Percentage	
32310802		15	<div></div>	0.3%
32510102		15	<div></div>	0.3%
32510305		15	<div></div>	0.3%
32510306		30	<div></div>	0.6%
32710303		15	<div></div>	0.3%
32910602		15	<div></div>	0.3%
33010701		15	<div></div>	0.3%
33010703		15	<div></div>	0.3%
33011001		15	<div></div>	0.3%
40220705		15	<div></div>	0.3%
40220805		15	<div></div>	0.3%
40310102		15	<div></div>	0.3%
40310505		15	<div></div>	0.3%
40320102		15	<div></div>	0.3%
40320504		15	<div></div>	0.3%
40330104		15	<div></div>	0.3%
40410203		15	<div></div>	0.3%
40420704		15	<div></div>	0.3%
40440303		15	<div></div>	0.3%
40510402		15	<div></div>	0.3%
40520803		15	<div></div>	0.3%
40521103		15	<div></div>	0.3%
40530104		15	<div></div>	0.3%
40530203		15	<div></div>	0.3%
40610804		15	<div></div>	0.3%
40620102		15	<div></div>	0.3%
40621003		15	<div></div>	0.3%
40621201		15	<div></div>	0.3%
40630307		15	<div></div>	0.3%
40720204		15	<div></div>	0.3%
40720501		15	<div></div>	0.3%
40730303		15	<div></div>	0.3%
40730604		15	<div></div>	0.3%
40810201		15	<div></div>	0.3%
40811202		15	<div></div>	0.3%
40811304		15	<div></div>	0.3%
40910104		15	<div></div>	0.3%
40920305		15	<div></div>	0.3%
40930103		15	<div></div>	0.3%
41010204		15	<div></div>	0.3%
41010502		15	<div></div>	0.3%
41020101		30	<div></div>	0.6%
41030306		15	<div></div>	0.3%

File : CSEC4L

Parish: Parish/ward

Value	Label	Cases	Percentage	
41110301		15	<div></div>	0.3%
41120302		15	<div></div>	0.3%
41130202		15	<div></div>	0.3%
41130402		15	<div></div>	0.3%
41140202		15	<div></div>	0.3%
41140303		15	<div></div>	0.3%
41210304		15	<div></div>	0.3%
41220107		15	<div></div>	0.3%
41220304		15	<div></div>	0.3%
41411601		15	<div></div>	0.3%
41510502		15	<div></div>	0.3%
41510608		15	<div></div>	0.3%
41511004		15	<div></div>	0.3%
41511407		15	<div></div>	0.3%
41710101		15	<div></div>	0.3%
41710201		15	<div></div>	0.3%
41710401		15	<div></div>	0.3%
41710501		15	<div></div>	0.3%
41711004		15	<div></div>	0.3%
41711404		15	<div></div>	0.3%
41810403		15	<div></div>	0.3%
41820102		15	<div></div>	0.3%
41820201		15	<div></div>	0.3%
41820907		15	<div></div>	0.3%
41920402		15	<div></div>	0.3%
42010704		15	<div></div>	0.3%
42010803		15	<div></div>	0.3%
42110801		15	<div></div>	0.3%
42210204		15	<div></div>	0.3%
42310905		15	<div></div>	0.3%
42610402		15	<div></div>	0.3%

Warning: these figures indicate the number of cases found in the data file. They cannot be interpreted as summary statistics of the population of interest.

Villagecode: Village code

Information	[Type= discrete] [Format=numeric] [Range= 1012040204-4261040201] [Missing=*]			
Statistics [NW/ W]	[Valid=4620 /-] [Invalid=0 /-]			
Value	Label	Cases	Percentage	
1012040204		15	<div></div>	0.3%
1021010402		15	<div></div>	0.3%
1021010802		15	<div></div>	0.3%
1021020205		15	<div></div>	0.3%
1021020504		15	<div></div>	0.3%
1021020601		15	<div></div>	0.3%
1021020805		15	<div></div>	0.3%

File : CSEC4L

Villagecode: Village code

Value	Label	Cases	Percentage	
1021030109		15	<div></div>	0.3%
1021030203		15	<div></div>	0.3%
1021030412		15	<div></div>	0.3%
1021030504		15	<div></div>	0.3%
1021030509		15	<div></div>	0.3%
1021030606		15	<div></div>	0.3%
1021030803		15	<div></div>	0.3%
1021030904		30	<div></div>	0.6%
1021031208		15	<div></div>	0.3%
1021040102		15	<div></div>	0.3%
1021040203		15	<div></div>	0.3%
1021041002		15	<div></div>	0.3%
1021041118		15	<div></div>	0.3%
1021041701		15	<div></div>	0.3%
1021041903		15	<div></div>	0.3%
1021050106		15	<div></div>	0.3%
1021050307		15	<div></div>	0.3%
1021050405		15	<div></div>	0.3%
1021051004		15	<div></div>	0.3%
1021051305		15	<div></div>	0.3%
1021051506		15	<div></div>	0.3%
1021051832		15	<div></div>	0.3%
1031050505		15	<div></div>	0.3%
1041020405		15	<div></div>	0.3%
1041040304		15	<div></div>	0.3%
1041050403		15	<div></div>	0.3%
1042080404		15	<div></div>	0.3%
1051050201		15	<div></div>	0.3%
1061010108		15	<div></div>	0.3%
1061010902		15	<div></div>	0.3%
1061060602		15	<div></div>	0.3%
1071050302		15	<div></div>	0.3%
1071050503		15	<div></div>	0.3%
1072020601		15	<div></div>	0.3%
1073020305		15	<div></div>	0.3%
1073050702		15	<div></div>	0.3%
1081060309		15	<div></div>	0.3%
1083010101		15	<div></div>	0.3%
1083010505		15	<div></div>	0.3%
1083050204		15	<div></div>	0.3%
1101050107		15	<div></div>	0.3%
1102030601		15	<div></div>	0.3%
1102040107		15	<div></div>	0.3%

File : CSEC4L

Villagecode: Village code

Value	Label	Cases	Percentage	
1102060309		15	<div></div>	0.3%
1102070403		15	<div></div>	0.3%
1103050102		15	<div></div>	0.3%
1103060102		15	<div></div>	0.3%
1111020105		15	<div></div>	0.3%
1112020403		15	<div></div>	0.3%
1112020618		15	<div></div>	0.3%
1121020302		15	<div></div>	0.3%
1121040209		15	<div></div>	0.3%
1122030104		15	<div></div>	0.3%
1122040303		15	<div></div>	0.3%
1131050402		15	<div></div>	0.3%
1131050505		15	<div></div>	0.3%
1131110205		15	<div></div>	0.3%
1131120307		15	<div></div>	0.3%
1131130204		15	<div></div>	0.3%
1131130602		15	<div></div>	0.3%
1133030101		15	<div></div>	0.3%
1133030109		15	<div></div>	0.3%
1133030504		15	<div></div>	0.3%
1133040308		15	<div></div>	0.3%
1133060601		15	<div></div>	0.3%
1133070102		15	<div></div>	0.3%
1151030204		15	<div></div>	0.3%
1151040307		15	<div></div>	0.3%
1152020907		15	<div></div>	0.3%
1152030702		15	<div></div>	0.3%
1152050405		15	<div></div>	0.3%
1152070306		15	<div></div>	0.3%
1161020501		15	<div></div>	0.3%
1171030802		15	<div></div>	0.3%
1171040504		15	<div></div>	0.3%
1171100309		15	<div></div>	0.3%
1171100312		15	<div></div>	0.3%
1181010407		15	<div></div>	0.3%
1191030304		15	<div></div>	0.3%
1201050202		15	<div></div>	0.3%
1221020604		15	<div></div>	0.3%
1221050203		15	<div></div>	0.3%
1221060206		15	<div></div>	0.3%
1231080303		15	<div></div>	0.3%
1241010603		15	<div></div>	0.3%
1241030216		15	<div></div>	0.3%

File : CSEC4L

Villagecode: Village code

Value	Label	Cases	Percentage
1241040102		15	0.3%
1241070106		15	0.3%
1241080210		15	0.3%
2011060205		30	0.6%
2011100902		15	0.3%
2032020304		15	0.3%
2033010101		15	0.3%
2033030403		15	0.3%
2041010302		15	0.3%
2041020405		15	0.3%
2042030105		15	0.3%
2043010103		15	0.3%
2043010202		15	0.3%
2043020514		15	0.3%
2051040101		15	0.3%
2071030105		15	0.3%
2081021402		30	0.6%
2081040401		15	0.3%
2081071301		15	0.3%
2092010105		15	0.3%
2092010401		15	0.3%
2102050401		60	1.3%
2111010504		15	0.3%
2111030302		15	0.3%
2111060303		15	0.3%
2121040306		15	0.3%
2121050407		15	0.3%
2122020101		15	0.3%
2123050204		15	0.3%
2123110101		15	0.3%
2141010403		15	0.3%
2141010604		15	0.3%
2141020206		15	0.3%
2141080105		15	0.3%
2141130103		15	0.3%
2141130307		60	1.3%
2151090208		15	0.3%
2151150202		15	0.3%
2151200204		15	0.3%
2162020306		30	0.6%
2181030213		15	0.3%
2181150401		15	0.3%
2191031301		15	0.3%

File : CSEC4L

Villagecode: Village code

Value	Label	Cases	Percentage
2191031702		30	<div></div> 0.6%
2211090203		15	<div></div> 0.3%
2211090505		15	<div></div> 0.3%
2221060201		15	<div></div> 0.3%
2231080506		15	<div></div> 0.3%
2231200204		15	<div></div> 0.3%
2231210104		15	<div></div> 0.3%
2231210105		15	<div></div> 0.3%
2231210302		15	<div></div> 0.3%
2231260115		15	<div></div> 0.3%
2231280102		15	<div></div> 0.3%
2241050511		15	<div></div> 0.3%
2251030415		15	<div></div> 0.3%
2251110322		15	<div></div> 0.3%
2261010102		15	<div></div> 0.3%
2261030205		15	<div></div> 0.3%
2261030301		15	<div></div> 0.3%
2261040510		15	<div></div> 0.3%
2281020304		15	<div></div> 0.3%
2301070905		15	<div></div> 0.3%
2321010406		15	<div></div> 0.3%
2322030405		15	<div></div> 0.3%
3021010215		15	<div></div> 0.3%
3022010508		15	<div></div> 0.3%
3022010708		15	<div></div> 0.3%
3022030205		15	<div></div> 0.3%
3022040505		15	<div></div> 0.3%
3022050502		15	<div></div> 0.3%
3032010205		15	<div></div> 0.3%
3032020706		15	<div></div> 0.3%
3032040506		15	<div></div> 0.3%
3034020408		15	<div></div> 0.3%
3034040102		15	<div></div> 0.3%
3034040304		15	<div></div> 0.3%
3034050711		15	<div></div> 0.3%
3035030411		15	<div></div> 0.3%
3035040205		15	<div></div> 0.3%
3041020101		15	<div></div> 0.3%
3042040105		15	<div></div> 0.3%
3042040201		15	<div></div> 0.3%
3043010404		15	<div></div> 0.3%
3051020803		15	<div></div> 0.3%
3061020306		15	<div></div> 0.3%

File : CSEC4L

Villagecode: Village code

Value	Label	Cases	Percentage
3061030101		30	<div></div> 0.6%
3061060103		15	<div></div> 0.3%
3071080206		15	<div></div> 0.3%
3071080301		15	<div></div> 0.3%
3072020302		15	<div></div> 0.3%
3081020606		15	<div></div> 0.3%
3091020502		15	<div></div> 0.3%
3091030501		15	<div></div> 0.3%
3092040606		15	<div></div> 0.3%
3101020203		15	<div></div> 0.3%
3102060309		15	<div></div> 0.3%
3102060408		15	<div></div> 0.3%
3102070603		15	<div></div> 0.3%
3111030202		30	<div></div> 0.6%
3113020101		15	<div></div> 0.3%
3121050202		15	<div></div> 0.3%
3131020505		15	<div></div> 0.3%
3131040312		15	<div></div> 0.3%
3141030403		15	<div></div> 0.3%
3171010102		15	<div></div> 0.3%
3171020201		15	<div></div> 0.3%
3171060512		15	<div></div> 0.3%
3181030204		30	<div></div> 0.6%
3181070501		15	<div></div> 0.3%
3181140207		15	<div></div> 0.3%
3191030304		15	<div></div> 0.3%
3191050803		15	<div></div> 0.3%
3191070202		15	<div></div> 0.3%
3201030323		15	<div></div> 0.3%
3201080801		15	<div></div> 0.3%
3211030405		15	<div></div> 0.3%
3211050502		15	<div></div> 0.3%
3211060105		15	<div></div> 0.3%
3211070617		15	<div></div> 0.3%
3221080206		15	<div></div> 0.3%
3221110412		15	<div></div> 0.3%
3231040301		15	<div></div> 0.3%
3231060409		15	<div></div> 0.3%
3231070104		15	<div></div> 0.3%
3231080204		15	<div></div> 0.3%
3251010205		15	<div></div> 0.3%
3251030508		15	<div></div> 0.3%
3251030601		15	<div></div> 0.3%

File : CSEC4L

Villagecode: Village code

Value	Label	Cases	Percentage	
3251030602		15	<div></div>	0.3%
3271030305		15	<div></div>	0.3%
3291060206		15	<div></div>	0.3%
3301070101		15	<div></div>	0.3%
3301070303		15	<div></div>	0.3%
3301100102		15	<div></div>	0.3%
4022070507		15	<div></div>	0.3%
4022080505		15	<div></div>	0.3%
4031010202		15	<div></div>	0.3%
4031050502		15	<div></div>	0.3%
4032010205		15	<div></div>	0.3%
4032050403		15	<div></div>	0.3%
4033010412		15	<div></div>	0.3%
4041020302		15	<div></div>	0.3%
4042070409		15	<div></div>	0.3%
4044030303		15	<div></div>	0.3%
4051040205		15	<div></div>	0.3%
4052080304		15	<div></div>	0.3%
4052110310		15	<div></div>	0.3%
4053010409		15	<div></div>	0.3%
4053020304		15	<div></div>	0.3%
4061080401		15	<div></div>	0.3%
4062010203		15	<div></div>	0.3%
4062100306		15	<div></div>	0.3%
4062120102		15	<div></div>	0.3%
4063030706		15	<div></div>	0.3%
4072020402		15	<div></div>	0.3%
4072050104		15	<div></div>	0.3%
4073030305		15	<div></div>	0.3%
4073060419		15	<div></div>	0.3%
4081020104		15	<div></div>	0.3%
4081120206		15	<div></div>	0.3%
4081130406		15	<div></div>	0.3%
4091010401		15	<div></div>	0.3%
4092030509		15	<div></div>	0.3%
4093010304		15	<div></div>	0.3%
4101020405		15	<div></div>	0.3%
4101050204		15	<div></div>	0.3%
4102010106		15	<div></div>	0.3%
4102010107		15	<div></div>	0.3%
4103030601		15	<div></div>	0.3%
4111030105		15	<div></div>	0.3%
4112030202		15	<div></div>	0.3%

File : CSEC4L

Villagecode: Village code

Value	Label	Cases	Percentage	
4113020204		15	<div></div>	0.3%
4113040203		15	<div></div>	0.3%
4114020204		15	<div></div>	0.3%
4114030308		15	<div></div>	0.3%
4121030414		15	<div></div>	0.3%
4122010704		15	<div></div>	0.3%
4122030405		15	<div></div>	0.3%
4141160106		15	<div></div>	0.3%
4151050204		15	<div></div>	0.3%
4151060812		15	<div></div>	0.3%
4151100404		15	<div></div>	0.3%
4151140703		15	<div></div>	0.3%
4171010109		15	<div></div>	0.3%
4171020103		15	<div></div>	0.3%
4171040107		15	<div></div>	0.3%
4171050107		15	<div></div>	0.3%
4171100404		15	<div></div>	0.3%
4171140402		15	<div></div>	0.3%
4181040301		15	<div></div>	0.3%
4182010203		15	<div></div>	0.3%
4182020104		15	<div></div>	0.3%
4182090702		15	<div></div>	0.3%
4192040205		15	<div></div>	0.3%
4201070403		15	<div></div>	0.3%
4201080309		15	<div></div>	0.3%
4211080107		15	<div></div>	0.3%
4221020401		15	<div></div>	0.3%
4231090509		15	<div></div>	0.3%
4261040201		15	<div></div>	0.3%

Warning: these figures indicate the number of cases found in the data file. They cannot be interpreted as summary statistics of the population of interest.

limiting_ID: CFHealthLimFactor

Information		[Type= discrete] [Format=numeric] [Range= 1-15] [Missing=*]		
Statistics [NW/ W]		[Valid=4620 /-] [Invalid=0 /-]		
Value	Label	Cases	Percentage	
1	Delayed remittance of funds	308	<div></div>	6.7%
2	Inadequate funding	308	<div></div>	6.7%
3	Inadequate facilities	308	<div></div>	6.7%
4	Inadequate drugs	308	<div></div>	6.7%
5	Inadequate clinical equipment	308	<div></div>	6.7%
6	Inadequate number of staff	308	<div></div>	6.7%
7	Inadequate staff skills	308	<div></div>	6.7%
8	Long distance from service users	308	<div></div>	6.7%
9	Negative attitudes of some service users	308	<div></div>	6.7%

File : CSEC4L

limiting_ID: CFHealthLimFactor

Value	Label	Cases	Percentage
10	Low pay to staff	308	<div></div> 6.7%
11	Insecurity	308	<div></div> 6.7%
12	Low staff morale	308	<div></div> 6.7%
13	Other Factor (specify)	308	<div></div> 6.7%
14	Other Factor (Specify)	308	<div></div> 6.7%
15	Other Factor (Specify)	308	<div></div> 6.7%

Warning: these figures indicate the number of cases found in the data file. They cannot be interpreted as summary statistics of the population of interest.

C4LQ107: RANK UP TO 3 SOURCES BY IMPORTANCE

Information	[Type= discrete] [Format=numeric] [Range= 1-4] [Missing=*]
Statistics [NW/ W]	[Valid=3870 /-] [Invalid=750 /-]

Value	Label	Cases	Percentage
1		258	<div></div> 6.7%
2		255	<div></div> 6.6%
3		240	<div></div> 6.2%
4		3117	<div></div> 80.5%
Sysmiss		750	

Warning: these figures indicate the number of cases found in the data file. They cannot be interpreted as summary statistics of the population of interest.

C4LQ107_Other: Other limiting factors faced by the health facility ?

Information	[Type= discrete] [Format=character] [Missing=*]
Statistics [NW/ W]	[Valid=198 /-] [Invalid=0 /-]

Value	Label	Cases	Percentage
20 STAFF MEMBERS NOT ROLL ON PAY		2	<div></div> 1.0%
ABSENTEEISM OF STAFF		1	<div></div> 0.5%
ACCOMMODAT		1	<div></div> 0.5%
ACCOMODATIC FOR STAFF		1	<div></div> 0.5%
ACOMMODATIO		1	<div></div> 0.5%
ACOMODATION FRO STAFF		1	<div></div> 0.5%
AND POWER PROBLEM WATI		1	<div></div> 0.5%
Accomodation for staff		1	<div></div> 0.5%
BATS HAVE SPOILT THE CEILING OF THE FACILITY AND NO TRANSPORT FACILITY		1	<div></div> 0.5%
DECREASE IN PATIENTS		1	<div></div> 0.5%




















File : CSEC4L

C4LQ107_Other: Other limiting factors faced by the health facility ?

Value	Label	Cases	Percentage
DELAYED DELIVERY OF DRUGS		1	0.5%
DELAYED PROMOTIONS		1	0.5%
DEPENDENCY SYNDROME AMONG CLIENTS		1	0.5%
Delayed salary payment		1	0.5%
ELECTRICITY		3	1.5%
Electricity		2	1.0%
FREQUENT POWER SHORT		1	0.5%
FURNITURE AND STRUCTURES		1	0.5%
Flooding of the Compound.		1	0.5%
GENERATOR FUEL		1	0.5%
HYDRO ELECTRICITY AND WATER		1	0.5%
IN ADEQUATE TRANSPORT TRANSPORT		1	0.5%
IN ADEQUATE STAFF ACCOMMODATION		1	0.5%
IN ADEQUATE SUPERVISION SUPERVISION		1	0.5%
INADEQUATE STAFF QUARTERS		1	0.5%
INADEQUATE BUILDINGS		2	1.0%
INADEQUATE FACILITATION IN CARRYING OUT OUTREACHES		1	0.5%
INADEQUATE STAFF ACCOMMODATION		1	0.5%
INADEQUATE SOURCE OF LIGHT		1	0.5%
INADQUATE STAFF QUARTERS		1	0.5%

File : CSEC4L

C4LQ107_Other: Other limiting factors faced by the health facility ?

Value	Label	Cases	Percentage
Inadequate equipment		1	 0.5%
Inadquate accomodation for staff		1	 0.5%
Inadquate staff accomodation		1	 0.5%
Infrastrucuture not enough		1	 0.5%
Insecurity(need to fence the facility)		1	 0.5%
LACK OF ACCOMADAT FOR THE STAFF		1	 0.5%
LACK OF ACCOMMODAT		2	 1.0%
LACK OF ACCOMODATIC		1	 0.5%
LACK OF ACCOMODATIC		1	 0.5%
LACK OF ACCOMODATIC FOR STAFF		1	 0.5%
LACK OF ACCOMODATIC FOR STAFF AND TRANSPORTAT		1	 0.5%
LACK OF ACCOMODATIC OF STAFF		1	 0.5%
LACK OF BUILDINGS		2	 1.0%
LACK OF ELECTRICITY		2	 1.0%
LACK OF LIGHING SYSTEM		1	 0.5%
LACK OF LIGHT ENERGY		1	 0.5%
LACK OF LIGHT TO ENABLE MIDWIVES DELIVER MOTHERS		1	 0.5%
LACK OF NEAR WATER SOURCE		1	 0.5%
LACK OF POLITICAL		3	 1.5%


























File : CSEC4L

C4LQ107_Other: Other limiting factors faced by the health facility ?

Value	Label	Cases	Percentage
WILL AND SUPPORT			
LACK OF POWER [ELECTRICITY]		1	<div></div> 0.5%
LACK OF POWER (ELECTRICITY)		1	<div></div> 0.5%
LACK OF POWER AT THE FACILITY [ELECTRICITY]		1	<div></div> 0.5%
LACK OF SAFE WATER AT THE FACILITY		1	<div></div> 0.5%
LACK OF SOCIAL AMENITIES		1	<div></div> 0.5%
LACK OF STAFF ACCOMMODAT		1	<div></div> 0.5%
LACK OF STAFF ACCOMODATIC		6	<div></div> 3.0%
LACK OF STAFF QUARTERS		2	<div></div> 1.0%
LACK OF TOILETS		1	<div></div> 0.5%
LACK OF TRANSPORT		2	<div></div> 1.0%
LACK OF TRANSPORT		9	<div></div> 4.5%
LACK OF TRANSPORT FOR OUTREACH ACTIVITIES		1	<div></div> 0.5%
LACK OF TRANSPORT MEANS FOR OUTREACHES		1	<div></div> 0.5%
LACK OF TRANSPORT eg MOTORCYCLE		1	<div></div> 0.5%
LACK OF TRANSPOT		1	<div></div> 0.5%
LACK OF WATER		5	<div></div> 2.5%
LIMITED LAND FOR EXPANSION		1	<div></div> 0.5%

File : CSEC4L

C4LQ107_Other: Other limiting factors faced by the health facility ?

Value	Label	Cases	Percentage
Lack of Electricity		1	 0.5%
Lack of Transport		1	 0.5%
Lack of adequate accomodation		2	 1.0%
Lack of an Ambulance		1	 0.5%
Lack of an ambulance		1	 0.5%
Lack of electricity		1	 0.5%
Lack of essential drug subsidie from goverment		1	 0.5%
Lack of inadequate		1	 0.5%
Lack of lighting in Maternity ward		1	 0.5%
Lack of nearby water source		1	 0.5%
Lack of staff accomodation		1	 0.5%
Lack of staff quarters		1	 0.5%
Lack of staff quartess		1	 0.5%
Lack of toilets		1	 0.5%
Lack of transport		3	 1.5%
Lack of water		2	 1.0%
Lauck o transporting vaccinesf		1	 0.5%
Limited staff accomodation		1	 0.5%
NO ACCOMMODAT FOR STAFF		1	 0.5%
NO LIGHT AT THE FACILITY		1	 0.5%
NO MEANS OF TRANSPORT		1	 0.5%
NO NEAR SOURCE OF WATER		1	 0.5%
NO POWER		1	 0.5%
NO POWER [electricity] at the facility		1	 0.5%
NO SECURITY BECAUSE		1	 0.5%

File : CSEC4L

C4LQ107_Other: Other limiting factors faced by the health facility ?

Value	Label	Cases	Percentage
FACILITY NOT FENCED			
NO STAFF QUARTERS		2	<div><div></div></div> 1.0%
Need to improve ambulance services		1	<div><div></div></div> 0.5%
No electricity		1	<div><div></div></div> 0.5%
No staff Quarters		1	<div><div></div></div> 0.5%
OTHER ENERGY SOURCES TO SUPPLEMENT HYDRO		1	<div><div></div></div> 0.5%
OVER WHELMING NUMBER OF PATIENTS		1	<div><div></div></div> 0.5%
POOR ATTITUDE BY NEIGHBOURING COMMUNITIES		1	<div><div></div></div> 0.5%
POOR WORKING RELATIONSHIP AMONG STAFF		1	<div><div></div></div> 0.5%
POVERTY IN PATIENTS		1	<div><div></div></div> 0.5%
POWER ELECTRICITY		1	<div><div></div></div> 0.5%
Poor remuneration		1	<div><div></div></div> 0.5%
Poor staff accomodation		1	<div><div></div></div> 0.5%
Power instability		1	<div><div></div></div> 0.5%
SMALL WARDS AND FEW BEDS AND MATTRESSES		1	<div><div></div></div> 0.5%
SOURCE OF WATER		1	<div><div></div></div> 0.5%
STAFF ACCOMMODATION		1	<div><div></div></div> 0.5%
STAFF ACCOMODATION		3	<div><div></div></div> 1.5%
STAFF QUARTERS		1	<div><div></div></div> 0.5%
STAFF UNIFORMS		1	<div><div></div></div> 0.5%
SUPPLING DRUGS WHICH		1	<div><div></div></div> 0.5%






















File : CSEC4L

C4LQ107_Other: Other limiting factors faced by the health facility ?

Value	Label	Cases	Percentage
ARE NOT ESSENTIAL			
SUSTAINABILITY IN BUYING DRUGS		1	<div></div> 0.5%
Staff quarters not enough.		1	<div></div> 0.5%
THIEVES FROM NEIGHBOURHOOD STEALING MEDICAL EQUIPMENTS LIKE SOLAR PANEL		1	<div></div> 0.5%
TIME TAKEN TO RESTOCK DRUG IS TOO LONG. 1 MONTH		1	<div></div> 0.5%
TRANSPORT AT THE FACILITY		1	<div></div> 0.5%
TRANSPORT EQUIPMENTS FOR IMMUNISATION PROGRAM		1	<div></div> 0.5%
TRANSPORT FOR OUTREACHES		1	<div></div> 0.5%
TRANSPORT PROBLEM DURING OUTREACHES		1	<div></div> 0.5%
TRANSPORT(AM)		1	<div></div> 0.5%
TRANSPORT(AM)		2	<div></div> 1.0%
Transport		2	<div></div> 1.0%
Transport of patients and outreach centres		1	<div></div> 0.5%
WATER AND POWER PROBLEM		1	<div></div> 0.5%
WATER PROBLEM		5	<div></div> 2.5%
accommodation not there		1	<div></div> 0.5%
bad weather most times		1	<div></div> 0.5%
communication problems		1	<div></div> 0.5%
electricity		1	<div></div> 0.5%
inadequate transport		1	<div></div> 0.5%





File : CSEC4L

C4LQ107_Other: Other limiting factors faced by the health facility ?

Value	Label	Cases	Percentage
inadequate staff accommodation		1	 0.5%
inadequate staff accommodation		1	 0.5%
lack of accomodation		3	 1.5%
lack of accomodation for staff		2	 1.0%
lack of building		1	 0.5%
lack of night watchman		1	 0.5%
lack of source of power		1	 0.5%
lack of telephone network		1	 0.5%
lack of transport		3	 1.5%
limited space		1	 0.5%
no ambulance		1	 0.5%
no staff accommodation		1	 0.5%
not enough accommodation for staff		1	 0.5%
political influence		1	 0.5%
source of water is not reliable		1	 0.5%
staff houses		1	 0.5%
transport means for the facility		1	 0.5%
transport means to carryout outreaches		1	 0.5%
water		1	 0.5%
water isnt enough		1	 0.5%
water problems and uniforms for staff		1	 0.5%

Warning: these figures indicate the number of cases found in the data file. They cannot be interpreted as summary statistics of the population of interest.

C4LQ108: For those important limiting factros, how do you rate the changes in the situati

Information	[Type= discrete] [Format=numeric] [Range= 1-4] [Missing=*]		
Statistics [NW/ W]	[Valid=752 -/] [Invalid=3868 -/]		
Value	Label	Cases	Percentage
1	Improved	144	 19.1%
2	Same	438	 58.2%
3	Worsened	167	 22.2%
4	Not applicable	3	 0.4%

File : CSEC4L

C4LQ108: For those important limiting factors, how do you rate the changes in the situation

Value	Label	Cases	Percentage
Sysmiss		3868	

Warning: these figures indicate the number of cases found in the data file. They cannot be interpreted as summary statistics of the population of interest.

Health_Response: Health Response Status

Information	[Type= discrete] [Format=numeric] [Range= 1-3] [Missing=*]
Statistics [NW/ W]	[Valid=4230 /-] [Invalid=390 /-]

Value	Label	Cases	Percentage
1	Completed	3105	73.4%
2	Partially Done	330	7.8%
3	Not Done	795	18.8%
Sysmiss		390	

Warning: these figures indicate the number of cases found in the data file. They cannot be interpreted as summary statistics of the population of interest.

Reason_Health_Not_Done: Reason Health not done:

Information	[Type= discrete] [Format=character] [Missing=*]
Statistics [NW/ W]	[Valid=750 /-] [Invalid=0 /-]

Value	Label	Cases	Percentage
Available facility is a hospital NAGURU		15	2.0%
FACILITY MAINLY USED IS HOSPITAL		15	2.0%
Facility not open. Staff absenteeism.		15	2.0%
HEALTH CENTRE DEMOLISHED FOR RENOVATION		15	2.0%
HEALTH WORK NOT FOUND TO BE DONE DURING THE 2nd VISIT		15	2.0%
Hospital		15	2.0%
Hospital Level		15	2.0%
Hospital is most common Facility		15	2.0%
Hospital level		15	2.0%
IN CHARGE & ASSISTANT IN WORKSOP FOR A WEEK. TO BE DONE DURING SECOND VISIT		15	2.0%
IN CHARGE NOT AROUND		15	2.0%

File : CSEC4L

Reason_Health_Not_Done: Reason Health not done:

Value	Label	Cases	Percentage
TO BE CAPTURED DURING 2nd VISIT			
INCHARGE HAD GONE TO THE REFUGEE CAMP FOR A MEETING		15	<div><div></div></div> 2.0%
INCHARGE NEEDED AN INTRODUCTOR LETTER FROM THE DISTRICT HEALTH OFFICER		15	<div><div></div></div> 2.0%
INCHARGE NOT AROUND & OTHERS WERE TOO BUSY TO ATTEND TO ME		15	<div><div></div></div> 2.0%
Main facility is a Hospital		15	<div><div></div></div> 2.0%
NO BODY WAS AT THE HEALTH CENTER/ IT WAS LOCKED FOR THE THREE DAS WE WERE IN THE EA		15	<div><div></div></div> 2.0%
NOT DONE, ITS A WEEKEND		15	<div><div></div></div> 2.0%
Not there. Go to mainland at different locations		15	<div><div></div></div> 2.0%
Refferal Hospital		45	<div><div></div></div> 6.0%
Refferal hospital		15	<div><div></div></div> 2.0%
THE COMMUNITY MAINLY USES LUBAGA HOSPITAL		15	<div><div></div></div> 2.0%
THE COMMUNITY MEMBERS ACCESS THEIR TREATMENT FROM NAGURU HOSPITAL		15	<div><div></div></div> 2.0%

File : CSEC4L

Reason_Health_Not_Done: Reason Health not done:

Value	Label	Cases	Percentage
THE COMMUNITY USE MASINDI HOSPITAL		15	2.0%
THE COMMUNITY USE KAGADI HOSPITAL		15	2.0%
THE COMMUNITY USES A HOSPITAL		15	2.0%
THE COMMUNITY USES THE HOSPITAL		15	2.0%
THE COMMUNITY USES THE HOSPITAL HENCE NOT DATA IS COLLECTED FROM .		15	2.0%
THE ONE RESPONSIBLE FOR ANSWERING WASNT PRESENT. WILL DO IT NEXT VISIT		15	2.0%
THEY HAD ALL GONE FOR OUTREACH(THE ARE ONLY TWO)		15	2.0%
THEY USE A PRIVATE HOSPITAL & P7 PUPILS HAD ALREADY LEFT SCHOOL.		15	2.0%
THEY USE NAGURU HOSPITAL		15	2.0%
The Community uses the Referral Hospital		15	2.0%
The community members mainly go to Entebbe hospital		15	2.0%
They use a hospital called		15	2.0%

File : CSEC4L

Reason_Health_Not_Done: Reason Health not done:

Value	Label	Cases	Percentage
buloba st. francis hospital			
They use the main Hospital KAYUNGA HOSPITAL		15	<div></div> 2.0%
WEEKEND		15	<div></div> 2.0%
data collected by another team in trip 1		15	<div></div> 2.0%
done by another team in trip 1		15	<div></div> 2.0%
it's a gorvenment hospital (st francis buluba hospital)		15	<div></div> 2.0%
no health centre at the island		15	<div></div> 2.0%
staff gone on outreach		30	<div></div> 4.0%
the community now uses Mulago Hospital after the HC has been demolished for renovation		15	<div></div> 2.0%
the community uses Naguru Hospital		15	<div></div> 2.0%
the community uses a private hospital		15	<div></div> 2.0%
they mainly use Nsambya hospital		15	<div></div> 2.0%
they use a gov"t hospital (kamuli hospital)		15	<div></div> 2.0%
weekend		15	<div></div> 2.0%

Warning: these figures indicate the number of cases found in the data file. They cannot be interpreted as summary statistics of the population of interest.

File : CSEC4M.1

District_Name: District name

Information [Type= discrete] [Format=numeric] [Range= 101-426] [Missing=*]

Statistics [NW/ W] [Valid=960 /-] [Invalid=0 /-]

Value	Label	Cases	Percentage
101		3	0.3%
102		87	9.1%
103		3	0.3%
104		12	1.2%
105		3	0.3%
106		9	0.9%
107		15	1.6%
108		12	1.2%
110		21	2.2%
111		9	0.9%
112		12	1.2%
113		36	3.8%
115		18	1.9%
116		3	0.3%
117		12	1.2%
118		3	0.3%
119		3	0.3%
120		3	0.3%
122		9	0.9%
123		3	0.3%
124		15	1.6%
201		15	1.6%
203		9	0.9%
204		18	1.9%
205		3	0.3%
207		3	0.3%
208		18	1.9%
209		6	0.6%
210		12	1.2%
211		9	0.9%
212		15	1.6%
214		27	2.8%
215		9	0.9%
216		12	1.2%
218		6	0.6%
219		9	0.9%
221		6	0.6%
222		3	0.3%
223		21	2.2%
224		3	0.3%
225		6	0.6%

File : CSEC4M.1

District_Name: District name

Value	Label	Cases	Percentage
226		12	1.2%
228		3	0.3%
230		3	0.3%
232		6	0.6%
302		18	1.9%
303		27	2.8%
304		12	1.2%
305		3	0.3%
306		18	1.9%
307		9	0.9%
308		3	0.3%
309		9	0.9%
310		12	1.2%
311		15	1.6%
312		3	0.3%
313		6	0.6%
314		3	0.3%
317		9	0.9%
318		18	1.9%
319		9	0.9%
320		6	0.6%
321		12	1.2%
322		6	0.6%
323		12	1.2%
325		12	1.2%
327		3	0.3%
329		3	0.3%
330		9	0.9%
402		6	0.6%
403		15	1.6%
404		9	0.9%
405		15	1.6%
406		15	1.6%
407		12	1.2%
408		9	0.9%
409		9	0.9%
410		15	1.6%
411		18	1.9%
412		9	0.9%
414		3	0.3%
415		12	1.2%
417		18	1.9%
418		12	1.2%

File : CSEC4M.1

District_Name: District name

Value	Label	Cases	Percentage
419		3	0.3%
420		6	0.6%
421		3	0.3%
422		3	0.3%
423		3	0.3%
426		3	0.3%

Warning: these figures indicate the number of cases found in the data file. They cannot be interpreted as summary statistics of the population of interest.

SubCounty: Sub-county/division/town council

Information	[Type= discrete] [Format=numeric] [Range= 101204-426104] [Missing=*]
Statistics [NW/ W]	[Valid=960 /-] [Invalid=0 /-]

Value	Label	Cases	Percentage
101204		3	0.3%
102101		6	0.6%
102102		12	1.2%
102103		30	3.1%
102104		18	1.9%
102105		21	2.2%
103105		3	0.3%
104102		3	0.3%
104104		3	0.3%
104105		3	0.3%
104208		3	0.3%
105105		3	0.3%
106101		6	0.6%
106106		3	0.3%
107105		6	0.6%
107202		3	0.3%
107302		3	0.3%
107305		3	0.3%
108106		3	0.3%
108301		6	0.6%
108305		3	0.3%
110105		3	0.3%
110203		3	0.3%
110204		3	0.3%
110206		3	0.3%
110207		3	0.3%
110305		3	0.3%
110306		3	0.3%
111102		3	0.3%
111202		6	0.6%
112102		3	0.3%
112104		3	0.3%

File : CSEC4M.1

SubCounty: Sub-county/division/town council

Value	Label	Cases	Percentage
112203		3	<div></div> 0.3%
112204		3	<div></div> 0.3%
113105		6	<div></div> 0.6%
113111		3	<div></div> 0.3%
113112		3	<div></div> 0.3%
113113		6	<div></div> 0.6%
113303		9	<div></div> 0.9%
113304		3	<div></div> 0.3%
113306		3	<div></div> 0.3%
113307		3	<div></div> 0.3%
115103		3	<div></div> 0.3%
115104		3	<div></div> 0.3%
115202		3	<div></div> 0.3%
115203		3	<div></div> 0.3%
115205		3	<div></div> 0.3%
115207		3	<div></div> 0.3%
116102		3	<div></div> 0.3%
117103		3	<div></div> 0.3%
117104		3	<div></div> 0.3%
117110		6	<div></div> 0.6%
118101		3	<div></div> 0.3%
119103		3	<div></div> 0.3%
120105		3	<div></div> 0.3%
122102		3	<div></div> 0.3%
122105		3	<div></div> 0.3%
122106		3	<div></div> 0.3%
123108		3	<div></div> 0.3%
124101		3	<div></div> 0.3%
124103		3	<div></div> 0.3%
124104		3	<div></div> 0.3%
124107		3	<div></div> 0.3%
124108		3	<div></div> 0.3%
201106		12	<div></div> 1.2%
201110		3	<div></div> 0.3%
203202		3	<div></div> 0.3%
203301		3	<div></div> 0.3%
203303		3	<div></div> 0.3%
204101		3	<div></div> 0.3%
204102		3	<div></div> 0.3%
204203		3	<div></div> 0.3%
204301		6	<div></div> 0.6%
204302		3	<div></div> 0.3%
205104		3	<div></div> 0.3%

File : CSEC4M.1

SubCounty: Sub-county/division/town council

Value	Label	Cases	Percentage
207103		3	0.3%
208102		12	1.2%
208104		3	0.3%
208107		3	0.3%
209201		6	0.6%
210205		12	1.2%
211101		3	0.3%
211103		3	0.3%
211106		3	0.3%
212104		3	0.3%
212105		3	0.3%
212202		3	0.3%
212305		3	0.3%
212311		3	0.3%
214101		6	0.6%
214102		3	0.3%
214108		3	0.3%
214113		15	1.6%
215109		3	0.3%
215115		3	0.3%
215120		3	0.3%
216202		12	1.2%
218103		3	0.3%
218115		3	0.3%
219103		9	0.9%
221109		6	0.6%
222106		3	0.3%
223108		3	0.3%
223120		3	0.3%
223121		9	0.9%
223126		3	0.3%
223128		3	0.3%
224105		3	0.3%
225103		3	0.3%
225111		3	0.3%
226101		3	0.3%
226103		6	0.6%
226104		3	0.3%
228102		3	0.3%
230107		3	0.3%
232101		3	0.3%
232203		3	0.3%
302101		3	0.3%












































File : CSEC4M.1

SubCounty: Sub-county/division/town council

Value	Label	Cases	Percentage
302201		6	0.6%
302203		3	0.3%
302204		3	0.3%
302205		3	0.3%
303201		3	0.3%
303202		3	0.3%
303204		3	0.3%
303402		3	0.3%
303404		6	0.6%
303405		3	0.3%
303503		3	0.3%
303504		3	0.3%
304102		3	0.3%
304204		6	0.6%
304301		3	0.3%
305102		3	0.3%
306102		3	0.3%
306103		12	1.2%
306106		3	0.3%
307108		6	0.6%
307202		3	0.3%
308102		3	0.3%
309102		3	0.3%
309103		3	0.3%
309204		3	0.3%
310102		3	0.3%
310206		6	0.6%
310207		3	0.3%
311103		12	1.2%
311302		3	0.3%
312105		3	0.3%
313102		3	0.3%
313104		3	0.3%
314103		3	0.3%
317101		3	0.3%
317102		3	0.3%
317106		3	0.3%
318103		12	1.2%
318107		3	0.3%
318114		3	0.3%
319103		3	0.3%
319105		3	0.3%
319107		3	0.3%

File : CSEC4M.1

SubCounty: Sub-county/division/town council

Value	Label	Cases	Percentage
320103		3	 0.3%
320108		3	 0.3%
321103		3	 0.3%
321105		3	 0.3%
321106		3	 0.3%
321107		3	 0.3%
322108		3	 0.3%
322111		3	 0.3%
323104		3	 0.3%
323106		3	 0.3%
323107		3	 0.3%
323108		3	 0.3%
325101		3	 0.3%
325103		9	 0.9%
327103		3	 0.3%
329106		3	 0.3%
330107		6	 0.6%
330110		3	 0.3%
402207		3	 0.3%
402208		3	 0.3%
403101		3	 0.3%
403105		3	 0.3%
403201		3	 0.3%
403205		3	 0.3%
403301		3	 0.3%
404102		3	 0.3%
404207		3	 0.3%
404403		3	 0.3%
405104		3	 0.3%
405208		3	 0.3%
405211		3	 0.3%
405301		3	 0.3%
405302		3	 0.3%
406108		3	 0.3%
406201		3	 0.3%
406210		3	 0.3%
406212		3	 0.3%
406303		3	 0.3%
407202		3	 0.3%
407205		3	 0.3%
407303		3	 0.3%
407306		3	 0.3%
408102		3	 0.3%

File : CSEC4M.1

SubCounty: Sub-county/division/town council

Value	Label	Cases	Percentage
408112		3	0.3%
408113		3	0.3%
409101		3	0.3%
409203		3	0.3%
409301		3	0.3%
410102		3	0.3%
410105		3	0.3%
410201		6	0.6%
410303		3	0.3%
411103		3	0.3%
411203		3	0.3%
411302		3	0.3%
411304		3	0.3%
411402		3	0.3%
411403		3	0.3%
412103		3	0.3%
412201		3	0.3%
412203		3	0.3%
414116		3	0.3%
415105		3	0.3%
415106		3	0.3%
415110		3	0.3%
415114		3	0.3%
417101		3	0.3%
417102		3	0.3%
417104		3	0.3%
417105		3	0.3%
417110		3	0.3%
417114		3	0.3%
418104		3	0.3%
418201		3	0.3%
418202		3	0.3%
418209		3	0.3%
419204		3	0.3%
420107		3	0.3%
420108		3	0.3%
421108		3	0.3%
422102		3	0.3%
423109		3	0.3%
426104		3	0.3%

Warning: these figures indicate the number of cases found in the data file. They cannot be interpreted as summary statistics of the population of interest.

Parish: Parish/ward

Information [Type= discrete] [Format=numeric] [Range= 10120402-42610402] [Missing=*]

File : CSEC4M.1

Parish: Parish/ward

Statistics [NW/ W] [Valid=960 /-] [Invalid=0 /-]

Value	Label	Cases	Percentage
10120402		3	0.3%
10210104		3	0.3%
10210108		3	0.3%
10210202		3	0.3%
10210205		3	0.3%
10210206		3	0.3%
10210208		3	0.3%
10210301		3	0.3%
10210302		3	0.3%
10210304		3	0.3%
10210305		6	0.6%
10210306		3	0.3%
10210308		3	0.3%
10210309		6	0.6%
10210312		3	0.3%
10210401		3	0.3%
10210402		3	0.3%
10210410		3	0.3%
10210411		3	0.3%
10210417		3	0.3%
10210419		3	0.3%
10210501		3	0.3%
10210503		3	0.3%
10210504		3	0.3%
10210510		3	0.3%
10210513		3	0.3%
10210515		3	0.3%
10210518		3	0.3%
10310505		3	0.3%
10410204		3	0.3%
10410403		3	0.3%
10410504		3	0.3%
10420804		3	0.3%
10510502		3	0.3%
10610101		3	0.3%
10610109		3	0.3%
10610606		3	0.3%
10710503		3	0.3%
10710505		3	0.3%
10720206		3	0.3%
10730203		3	0.3%
10730507		3	0.3%

File : CSEC4M.1

Parish: Parish/ward

Value	Label	Cases	Percentage
10810603		3	0.3%
10830101		3	0.3%
10830105		3	0.3%
10830502		3	0.3%
11010501		3	0.3%
11020306		3	0.3%
11020401		3	0.3%
11020603		3	0.3%
11020704		3	0.3%
11030501		3	0.3%
11030601		3	0.3%
11110201		3	0.3%
11120204		3	0.3%
11120206		3	0.3%
11210203		3	0.3%
11210402		3	0.3%
11220301		3	0.3%
11220403		3	0.3%
11310504		3	0.3%
11310505		3	0.3%
11311102		3	0.3%
11311203		3	0.3%
11311302		3	0.3%
11311306		3	0.3%
11330301		6	0.6%
11330305		3	0.3%
11330403		3	0.3%
11330606		3	0.3%
11330701		3	0.3%
11510302		3	0.3%
11510403		3	0.3%
11520209		3	0.3%
11520307		3	0.3%
11520504		3	0.3%
11520703		3	0.3%
11610205		3	0.3%
11710308		3	0.3%
11710405		3	0.3%
11711003		6	0.6%
11810104		3	0.3%
11910303		3	0.3%
12010502		3	0.3%
12210206		3	0.3%

File : CSEC4M.1

Parish: Parish/ward

Value	Label	Cases	Percentage
12210502		3	0.3%
12210602		3	0.3%
12310803		3	0.3%
12410106		3	0.3%
12410302		3	0.3%
12410401		3	0.3%
12410701		3	0.3%
12410802		3	0.3%
20110602		12	1.2%
20111009		3	0.3%
20320203		3	0.3%
20330101		3	0.3%
20330304		3	0.3%
20410103		3	0.3%
20410204		3	0.3%
20420301		3	0.3%
20430101		3	0.3%
20430102		3	0.3%
20430205		3	0.3%
20510401		3	0.3%
20710301		3	0.3%
20810214		12	1.2%
20810404		3	0.3%
20810713		3	0.3%
20920101		3	0.3%
20920104		3	0.3%
21020504		12	1.2%
21110105		3	0.3%
21110303		3	0.3%
21110603		3	0.3%
21210403		3	0.3%
21210504		3	0.3%
21220201		3	0.3%
21230502		3	0.3%
21231101		3	0.3%
21410104		3	0.3%
21410106		3	0.3%
21410202		3	0.3%
21410801		3	0.3%
21411301		3	0.3%
21411303		12	1.2%
21510902		3	0.3%
21511502		3	0.3%

File : CSEC4M.1

Parish: Parish/ward

Value	Label	Cases	Percentage
21512002		3	<div></div> 0.3%
21620203		12	<div></div> 1.2%
21810302		3	<div></div> 0.3%
21811504		3	<div></div> 0.3%
21910313		3	<div></div> 0.3%
21910317		6	<div></div> 0.6%
22110902		3	<div></div> 0.3%
22110905		3	<div></div> 0.3%
22210602		3	<div></div> 0.3%
22310805		3	<div></div> 0.3%
22312002		3	<div></div> 0.3%
22312101		6	<div></div> 0.6%
22312103		3	<div></div> 0.3%
22312601		3	<div></div> 0.3%
22312801		3	<div></div> 0.3%
22410505		3	<div></div> 0.3%
22510304		3	<div></div> 0.3%
22511103		3	<div></div> 0.3%
22610101		3	<div></div> 0.3%
22610302		3	<div></div> 0.3%
22610303		3	<div></div> 0.3%
22610405		3	<div></div> 0.3%
22810203		3	<div></div> 0.3%
23010709		3	<div></div> 0.3%
23210104		3	<div></div> 0.3%
23220304		3	<div></div> 0.3%
30210102		3	<div></div> 0.3%
30220105		3	<div></div> 0.3%
30220107		3	<div></div> 0.3%
30220302		3	<div></div> 0.3%
30220405		3	<div></div> 0.3%
30220505		3	<div></div> 0.3%
30320102		3	<div></div> 0.3%
30320207		3	<div></div> 0.3%
30320405		3	<div></div> 0.3%
30340204		3	<div></div> 0.3%
30340401		3	<div></div> 0.3%
30340403		3	<div></div> 0.3%
30340507		3	<div></div> 0.3%
30350304		3	<div></div> 0.3%
30350402		3	<div></div> 0.3%
30410201		3	<div></div> 0.3%
30420401		3	<div></div> 0.3%

File : CSEC4M.1

Parish: Parish/ward

Value	Label	Cases	Percentage
30420402		3	0.3%
30430104		3	0.3%
30510208		3	0.3%
30610203		3	0.3%
30610301		12	1.2%
30610601		3	0.3%
30710802		3	0.3%
30710803		3	0.3%
30720203		3	0.3%
30810206		3	0.3%
30910205		3	0.3%
30910305		3	0.3%
30920406		3	0.3%
31010202		3	0.3%
31020603		3	0.3%
31020604		3	0.3%
31020706		3	0.3%
31110302		12	1.2%
31130201		3	0.3%
31210502		3	0.3%
31310205		3	0.3%
31310403		3	0.3%
31410304		3	0.3%
31710101		3	0.3%
31710202		3	0.3%
31710605		3	0.3%
31810302		12	1.2%
31810705		3	0.3%
31811402		3	0.3%
31910303		3	0.3%
31910508		3	0.3%
31910702		3	0.3%
32010303		3	0.3%
32010808		3	0.3%
32110304		3	0.3%
32110505		3	0.3%
32110601		3	0.3%
32110706		3	0.3%
32210802		3	0.3%
32211104		3	0.3%
32310403		3	0.3%
32310604		3	0.3%
32310701		3	0.3%

File : CSEC4M.1

Parish: Parish/ward

Value	Label	Cases	Percentage
32310802		3	0.3%
32510102		3	0.3%
32510305		3	0.3%
32510306		6	0.6%
32710303		3	0.3%
32910602		3	0.3%
33010701		3	0.3%
33010703		3	0.3%
33011001		3	0.3%
40220705		3	0.3%
40220805		3	0.3%
40310102		3	0.3%
40310505		3	0.3%
40320102		3	0.3%
40320504		3	0.3%
40330104		3	0.3%
40410203		3	0.3%
40420704		3	0.3%
40440303		3	0.3%
40510402		3	0.3%
40520803		3	0.3%
40521103		3	0.3%
40530104		3	0.3%
40530203		3	0.3%
40610804		3	0.3%
40620102		3	0.3%
40621003		3	0.3%
40621201		3	0.3%
40630307		3	0.3%
40720204		3	0.3%
40720501		3	0.3%
40730303		3	0.3%
40730604		3	0.3%
40810201		3	0.3%
40811202		3	0.3%
40811304		3	0.3%
40910104		3	0.3%
40920305		3	0.3%
40930103		3	0.3%
41010204		3	0.3%
41010502		3	0.3%
41020101		6	0.6%
41030306		3	0.3%

File : CSEC4M.1

Parish: Parish/ward

Value	Label	Cases	Percentage	
41110301		3	<div></div>	0.3%
41120302		3	<div></div>	0.3%
41130202		3	<div></div>	0.3%
41130402		3	<div></div>	0.3%
41140202		3	<div></div>	0.3%
41140303		3	<div></div>	0.3%
41210304		3	<div></div>	0.3%
41220107		3	<div></div>	0.3%
41220304		3	<div></div>	0.3%
41411601		3	<div></div>	0.3%
41510502		3	<div></div>	0.3%
41510608		3	<div></div>	0.3%
41511004		3	<div></div>	0.3%
41511407		3	<div></div>	0.3%
41710101		3	<div></div>	0.3%
41710201		3	<div></div>	0.3%
41710401		3	<div></div>	0.3%
41710501		3	<div></div>	0.3%
41711004		3	<div></div>	0.3%
41711404		3	<div></div>	0.3%
41810403		3	<div></div>	0.3%
41820102		3	<div></div>	0.3%
41820201		3	<div></div>	0.3%
41820907		3	<div></div>	0.3%
41920402		3	<div></div>	0.3%
42010704		3	<div></div>	0.3%
42010803		3	<div></div>	0.3%
42110801		3	<div></div>	0.3%
42210204		3	<div></div>	0.3%
42310905		3	<div></div>	0.3%
42610402		3	<div></div>	0.3%

Warning: these figures indicate the number of cases found in the data file. They cannot be interpreted as summary statistics of the population of interest.

Villagecode: Village code

Information	[Type= discrete] [Format=numeric] [Range= 1012040204-4261040201] [Missing=*]			
Statistics [NW/ W]	[Valid=960 /-] [Invalid=0 /-]			
Value	Label	Cases	Percentage	
1012040204		3	<div></div>	0.3%
1021010402		3	<div></div>	0.3%
1021010802		3	<div></div>	0.3%
1021020205		3	<div></div>	0.3%
1021020504		3	<div></div>	0.3%
1021020601		3	<div></div>	0.3%
1021020805		3	<div></div>	0.3%

File : CSEC4M.1

Villagecode: Village code

Value	Label	Cases	Percentage
1021030109		3	0.3%
1021030203		3	0.3%
1021030412		3	0.3%
1021030504		3	0.3%
1021030509		3	0.3%
1021030606		3	0.3%
1021030803		3	0.3%
1021030904		6	0.6%
1021031208		3	0.3%
1021040102		3	0.3%
1021040203		3	0.3%
1021041002		3	0.3%
1021041118		3	0.3%
1021041701		3	0.3%
1021041903		3	0.3%
1021050106		3	0.3%
1021050307		3	0.3%
1021050405		3	0.3%
1021051004		3	0.3%
1021051305		3	0.3%
1021051506		3	0.3%
1021051832		3	0.3%
1031050505		3	0.3%
1041020405		3	0.3%
1041040304		3	0.3%
1041050403		3	0.3%
1042080404		3	0.3%
1051050201		3	0.3%
1061010108		3	0.3%
1061010902		3	0.3%
1061060602		3	0.3%
1071050302		3	0.3%
1071050503		3	0.3%
1072020601		3	0.3%
1073020305		3	0.3%
1073050702		3	0.3%
1081060309		3	0.3%
1083010101		3	0.3%
1083010505		3	0.3%
1083050204		3	0.3%
1101050107		3	0.3%
1102030601		3	0.3%
1102040107		3	0.3%

File : CSEC4M.1

Villagecode: Village code

Value	Label	Cases	Percentage
1102060309		3	0.3%
1102070403		3	0.3%
1103050102		3	0.3%
1103060102		3	0.3%
1111020105		3	0.3%
1112020403		3	0.3%
1112020618		3	0.3%
1121020302		3	0.3%
1121040209		3	0.3%
1122030104		3	0.3%
1122040303		3	0.3%
1131050402		3	0.3%
1131050505		3	0.3%
1131110205		3	0.3%
1131120307		3	0.3%
1131130204		3	0.3%
1131130602		3	0.3%
1133030101		3	0.3%
1133030109		3	0.3%
1133030504		3	0.3%
1133040308		3	0.3%
1133060601		3	0.3%
1133070102		3	0.3%
1151030204		3	0.3%
1151040307		3	0.3%
1152020907		3	0.3%
1152030702		3	0.3%
1152050405		3	0.3%
1152070306		3	0.3%
1161020501		3	0.3%
1171030802		3	0.3%
1171040504		3	0.3%
1171100309		3	0.3%
1171100312		3	0.3%
1181010407		3	0.3%
1191030304		3	0.3%
1201050202		3	0.3%
1221020604		3	0.3%
1221050203		3	0.3%
1221060206		3	0.3%
1231080303		3	0.3%
1241010603		3	0.3%
1241030216		3	0.3%

File : CSEC4M.1

Villagecode: Village code

Value	Label	Cases	Percentage
1241040102		3	0.3%
1241070106		3	0.3%
1241080210		3	0.3%
2011060205		12	1.2%
2011100902		3	0.3%
2032020304		3	0.3%
2033010101		3	0.3%
2033030403		3	0.3%
2041010302		3	0.3%
2041020405		3	0.3%
2042030105		3	0.3%
2043010103		3	0.3%
2043010202		3	0.3%
2043020514		3	0.3%
2051040101		3	0.3%
2071030105		3	0.3%
2081021402		12	1.2%
2081040401		3	0.3%
2081071301		3	0.3%
2092010105		3	0.3%
2092010401		3	0.3%
2102050401		12	1.2%
2111010504		3	0.3%
2111030302		3	0.3%
2111060303		3	0.3%
2121040306		3	0.3%
2121050407		3	0.3%
2122020101		3	0.3%
2123050204		3	0.3%
2123110101		3	0.3%
2141010403		3	0.3%
2141010604		3	0.3%
2141020206		3	0.3%
2141080105		3	0.3%
2141130103		3	0.3%
2141130307		12	1.2%
2151090208		3	0.3%
2151150202		3	0.3%
2151200204		3	0.3%
2162020306		12	1.2%
2181030213		3	0.3%
2181150401		3	0.3%
2191031301		3	0.3%

File : CSEC4M.1

Villagecode: Village code

Value	Label	Cases	Percentage
2191031702		6	<div></div> 0.6%
2211090203		3	<div></div> 0.3%
2211090505		3	<div></div> 0.3%
2221060201		3	<div></div> 0.3%
2231080506		3	<div></div> 0.3%
2231200204		3	<div></div> 0.3%
2231210104		3	<div></div> 0.3%
2231210105		3	<div></div> 0.3%
2231210302		3	<div></div> 0.3%
2231260115		3	<div></div> 0.3%
2231280102		3	<div></div> 0.3%
2241050511		3	<div></div> 0.3%
2251030415		3	<div></div> 0.3%
2251110322		3	<div></div> 0.3%
2261010102		3	<div></div> 0.3%
2261030205		3	<div></div> 0.3%
2261030301		3	<div></div> 0.3%
2261040510		3	<div></div> 0.3%
2281020304		3	<div></div> 0.3%
2301070905		3	<div></div> 0.3%
2321010406		3	<div></div> 0.3%
2322030405		3	<div></div> 0.3%
3021010215		3	<div></div> 0.3%
3022010508		3	<div></div> 0.3%
3022010708		3	<div></div> 0.3%
3022030205		3	<div></div> 0.3%
3022040505		3	<div></div> 0.3%
3022050502		3	<div></div> 0.3%
3032010205		3	<div></div> 0.3%
3032020706		3	<div></div> 0.3%
3032040506		3	<div></div> 0.3%
3034020408		3	<div></div> 0.3%
3034040102		3	<div></div> 0.3%
3034040304		3	<div></div> 0.3%
3034050711		3	<div></div> 0.3%
3035030411		3	<div></div> 0.3%
3035040205		3	<div></div> 0.3%
3041020101		3	<div></div> 0.3%
3042040105		3	<div></div> 0.3%
3042040201		3	<div></div> 0.3%
3043010404		3	<div></div> 0.3%
3051020803		3	<div></div> 0.3%
3061020306		3	<div></div> 0.3%

File : CSEC4M.1

Villagecode: Village code

Value	Label	Cases	Percentage
3061030101		12	<div></div> 1.2%
3061060103		3	<div></div> 0.3%
3071080206		3	<div></div> 0.3%
3071080301		3	<div></div> 0.3%
3072020302		3	<div></div> 0.3%
3081020606		3	<div></div> 0.3%
3091020502		3	<div></div> 0.3%
3091030501		3	<div></div> 0.3%
3092040606		3	<div></div> 0.3%
3101020203		3	<div></div> 0.3%
3102060309		3	<div></div> 0.3%
3102060408		3	<div></div> 0.3%
3102070603		3	<div></div> 0.3%
3111030202		12	<div></div> 1.2%
3113020101		3	<div></div> 0.3%
3121050202		3	<div></div> 0.3%
3131020505		3	<div></div> 0.3%
3131040312		3	<div></div> 0.3%
3141030403		3	<div></div> 0.3%
3171010102		3	<div></div> 0.3%
3171020201		3	<div></div> 0.3%
3171060512		3	<div></div> 0.3%
3181030204		12	<div></div> 1.2%
3181070501		3	<div></div> 0.3%
3181140207		3	<div></div> 0.3%
3191030304		3	<div></div> 0.3%
3191050803		3	<div></div> 0.3%
3191070202		3	<div></div> 0.3%
3201030323		3	<div></div> 0.3%
3201080801		3	<div></div> 0.3%
3211030405		3	<div></div> 0.3%
3211050502		3	<div></div> 0.3%
3211060105		3	<div></div> 0.3%
3211070617		3	<div></div> 0.3%
3221080206		3	<div></div> 0.3%
3221110412		3	<div></div> 0.3%
3231040301		3	<div></div> 0.3%
3231060409		3	<div></div> 0.3%
3231070104		3	<div></div> 0.3%
3231080204		3	<div></div> 0.3%
3251010205		3	<div></div> 0.3%
3251030508		3	<div></div> 0.3%
3251030601		3	<div></div> 0.3%

File : CSEC4M.1

Villagecode: Village code

Value	Label	Cases	Percentage	
3251030602		3	<div></div>	0.3%
3271030305		3	<div></div>	0.3%
3291060206		3	<div></div>	0.3%
3301070101		3	<div></div>	0.3%
3301070303		3	<div></div>	0.3%
3301100102		3	<div></div>	0.3%
4022070507		3	<div></div>	0.3%
4022080505		3	<div></div>	0.3%
4031010202		3	<div></div>	0.3%
4031050502		3	<div></div>	0.3%
4032010205		3	<div></div>	0.3%
4032050403		3	<div></div>	0.3%
4033010412		3	<div></div>	0.3%
4041020302		3	<div></div>	0.3%
4042070409		3	<div></div>	0.3%
4044030303		3	<div></div>	0.3%
4051040205		3	<div></div>	0.3%
4052080304		3	<div></div>	0.3%
4052110310		3	<div></div>	0.3%
4053010409		3	<div></div>	0.3%
4053020304		3	<div></div>	0.3%
4061080401		3	<div></div>	0.3%
4062010203		3	<div></div>	0.3%
4062100306		3	<div></div>	0.3%
4062120102		3	<div></div>	0.3%
4063030706		3	<div></div>	0.3%
4072020402		3	<div></div>	0.3%
4072050104		3	<div></div>	0.3%
4073030305		3	<div></div>	0.3%
4073060419		3	<div></div>	0.3%
4081020104		3	<div></div>	0.3%
4081120206		3	<div></div>	0.3%
4081130406		3	<div></div>	0.3%
4091010401		3	<div></div>	0.3%
4092030509		3	<div></div>	0.3%
4093010304		3	<div></div>	0.3%
4101020405		3	<div></div>	0.3%
4101050204		3	<div></div>	0.3%
4102010106		3	<div></div>	0.3%
4102010107		3	<div></div>	0.3%
4103030601		3	<div></div>	0.3%
4111030105		3	<div></div>	0.3%
4112030202		3	<div></div>	0.3%

File : CSEC4M.1

Villagecode: Village code

Value	Label	Cases	Percentage
4113020204		3	0.3%
4113040203		3	0.3%
4114020204		3	0.3%
4114030308		3	0.3%
4121030414		3	0.3%
4122010704		3	0.3%
4122030405		3	0.3%
4141160106		3	0.3%
4151050204		3	0.3%
4151060812		3	0.3%
4151100404		3	0.3%
4151140703		3	0.3%
4171010109		3	0.3%
4171020103		3	0.3%
4171040107		3	0.3%
4171050107		3	0.3%
4171100404		3	0.3%
4171140402		3	0.3%
4181040301		3	0.3%
4182010203		3	0.3%
4182020104		3	0.3%
4182090702		3	0.3%
4192040205		3	0.3%
4201070403		3	0.3%
4201080309		3	0.3%
4211080107		3	0.3%
4221020401		3	0.3%
4231090509		3	0.3%
4261040201		3	0.3%

Warning: these figures indicate the number of cases found in the data file. They cannot be interpreted as summary statistics of the population of interest.

Supervisor_ID: CFHealthMonitoring

Information	[Type= discrete] [Format=numeric] [Range= 1-3] [Missing=*]		
Statistics [NW/ W]	[Valid=960 /-] [Invalid=0 /-]		
Value	Label	Cases	Percentage
1	Health Sub-District (HC IV/hospital)	320	33.3%
2	District	320	33.3%
3	Ministry of Health	320	33.3%

Warning: these figures indicate the number of cases found in the data file. They cannot be interpreted as summary statistics of the population of interest.

C4MQ110: Did the supervisor from level supervise/monitor this health facility in the last

Information	[Type= discrete] [Format=numeric] [Range= 1-3] [Missing=*]
Statistics [NW/ W]	[Valid=804 /-] [Invalid=156 /-]

File : CSEC4M.1













C4MQ110: Did the supervisor from level supervise/monitor this health facility in the last

Value	Label	Cases	Percentage
1	Yes	685	 85.2%
2	No	92	 11.4%
3	Not Applicable	27	 3.4%
Sysmiss		156	

Warning: these figures indicate the number of cases found in the data file. They cannot be interpreted as summary statistics of the population of interest.

C4MQ111A: Which month and year did supervisor from [LEVEL] last visit? MONTH




Information	[Type= discrete] [Format=numeric] [Range= 1-12] [Missing=*]
Statistics [NW/ W]	[Valid=777 /-] [Invalid=183 /-]

Value	Label	Cases	Percentage
1	January	36	 4.6%
2	February	59	 7.6%
3	March	9	 1.2%
4	April	8	 1.0%
5	May	22	 2.8%
6	June	35	 4.5%
7	July	43	 5.5%
8	August	71	 9.1%
9	September	102	 13.1%
10	October	152	 19.6%
11	November	122	 15.7%
12	December	118	 15.2%
Sysmiss		183	

Warning: these figures indicate the number of cases found in the data file. They cannot be interpreted as summary statistics of the population of interest.

C4MQ111B: Which month and year did supervisor from [LEVEL] last visit? YEAR



Information	[Type= discrete] [Format=numeric] [Range= 1-6] [Missing=*]
Statistics [NW/ W]	[Valid=674 /-] [Invalid=286 /-]

Value	Label	Cases	Percentage
1	2011	1	 0.1%
2	2010	0	
3	2009	0	
4	2008	0	
5	2012	26	 3.9%
6	2013	647	 96.0%
Sysmiss		286	

Warning: these figures indicate the number of cases found in the data file. They cannot be interpreted as summary statistics of the population of interest.

C4MQ112: What is the annual frequency of supervision/monitoring by [SUPERVISOR]?

Information	[Type= discrete] [Format=numeric] [Range= 1-4] [Missing=*]
Statistics [NW/ W]	[Valid=777 /-] [Invalid=183 /-]

Value	Label	Cases	Percentage
1	Monthly	206	 26.5%
2	Quarterly	400	 51.5%

File : CSEC4M.1

C4MQ112: What is the annual frequency of supervision/monitoring by [SUPERVISOR]?

Value	Label	Cases	Percentage
3	Twice a year	97	12.5%
4	Annually	74	9.5%
Sysmiss		183	

Warning: these figures indicate the number of cases found in the data file. They cannot be interpreted as summary statistics of the population of interest.

C4MQ110_V2: Did the supervisor from level supervise/monitor this health facility in the last - v2

Information	[Type= discrete] [Format=numeric] [Range= 1-3] [Missing=*]
Statistics [NW/ W]	[Valid=636 /-] [Invalid=324 /-]

Value	Label	Cases	Percentage
1		506	79.6%
2		111	17.5%
3		19	3.0%
Sysmiss		324	

Warning: these figures indicate the number of cases found in the data file. They cannot be interpreted as summary statistics of the population of interest.

C4MQ111A_V2: Which month and year did supervisor from [LEVEL] last visit? MONTH - v2

Information	[Type= discrete] [Format=numeric] [Range= 1-12] [Missing=*]
Statistics [NW/ W]	[Valid=617 /-] [Invalid=343 /-]

Value	Label	Cases	Percentage
1		29	4.7%
2		64	10.4%
3		93	15.1%
4		92	14.9%
5		98	15.9%
6		75	12.2%
7		77	12.5%
8		22	3.6%
9		6	1.0%
10		12	1.9%
11		31	5.0%
12		18	2.9%
Sysmiss		343	

Warning: these figures indicate the number of cases found in the data file. They cannot be interpreted as summary statistics of the population of interest.

C4MQ111B_V2: Which month and year did supervisor from [LEVEL] last visit?YEAR - v2

Information	[Type= discrete] [Format=numeric] [Range= 5-7] [Missing=*]
Statistics [NW/ W]	[Valid=617 /-] [Invalid=343 /-]

Value	Label	Cases	Percentage
5		3	0.5%
6		117	19.0%
7		497	80.6%
Sysmiss		343	

Warning: these figures indicate the number of cases found in the data file. They cannot be interpreted as summary statistics of the population of interest.

File : CSEC4M.1

C4MQ112_V2: What is the annual frequency of supervision/monitoring by [SUPERVISOR]? - v2

Information	[Type= discrete] [Format=numeric] [Range= 1-4] [Missing=*]
Statistics [NW/ W]	[Valid=617 /-] [Invalid=343 /-]

Value	Label	Cases	Percentage
1		128	20.7%
2		330	53.5%
3		84	13.6%
4		75	12.2%
Sysmiss		343	

Warning: these figures indicate the number of cases found in the data file. They cannot be interpreted as summary statistics of the population of interest.

Health_Response: Health Response Status

Information	[Type= discrete] [Format=numeric] [Range= 1-3] [Missing=*]
Statistics [NW/ W]	[Valid=882 /-] [Invalid=78 /-]

Value	Label	Cases	Percentage
1	Completed	657	74.5%
2	Partially Done	66	7.5%
3	Not Done	159	18.0%
Sysmiss		78	

Warning: these figures indicate the number of cases found in the data file. They cannot be interpreted as summary statistics of the population of interest.

Reason_Health_Not_Done: Reason Health not done:

Information	[Type= discrete] [Format=character] [Missing=*]
Statistics [NW/ W]	[Valid=150 /-] [Invalid=0 /-]

Value	Label	Cases	Percentage
Available facility is a hospital NAGURU		3	2.0%
FACILITY MAINLY USED IS HOSPITAL		3	2.0%
Facility not open. Staff absenteeism.		3	2.0%
HEALTH CENTRE DEMOLISHED FOR RENOVATION		3	2.0%
HEALTH WORK NOT FOUND TO BE DONE DURING THE 2nd VISIT		3	2.0%
Hospital		3	2.0%
Hospital Level		3	2.0%
Hospital is most common Facility		3	2.0%
Hospital level		3	2.0%

File : CSEC4M.1

Reason_Health_Not_Done: Reason Health not done:

Value	Label	Cases	Percentage
IN CHARGE & ASSISTANT IN WORKSOP FOR A WEEK. TO BE DONE DURING SECOND VISIST		3	<div><div></div></div> 2.0%
IN CHARGE NOT AROUND TO BE CAPTURED DURING 2nd VISIT		3	<div><div></div></div> 2.0%
INCHARGE HAD GONE TO THE REFUGEE CAMP FOR A MEETING		3	<div><div></div></div> 2.0%
INCHARGE NEEDED AN INTRODUCTOR LETTER FROM THE DISTRICT HEALTH OFFICER		3	<div><div></div></div> 2.0%
INCHARGE NOT AROUND & OTHERS WERE TOO BUSY TO ATTEND TO ME		3	<div><div></div></div> 2.0%
Main facility is a Hospital		3	<div><div></div></div> 2.0%
NO BODY WAS AT THE HEALTH CENTER/ IT WAS LOCKED FOR THE THREE DAS WE WERE IN THE EA		3	<div><div></div></div> 2.0%
NOT DONE, ITS A WEEKEND		3	<div><div></div></div> 2.0%
Not there. Go to mainland at different locations		3	<div><div></div></div> 2.0%
Refferral Hospital		9	<div><div></div></div> 6.0%
Refferral hospital		3	<div><div></div></div> 2.0%
THE COMMUNITY MAINLY USES LUBAGA HOSPITAL		3	<div><div></div></div> 2.0%

File : CSEC4M.1

Reason_Health_Not_Done: Reason Health not done:

Value	Label	Cases	Percentage
THE COMMUNITY MEMBERS ACCESS THEIR TREATMENT FROM NAGURU HOSPITAL		3	<div><div></div></div> 2.0%
THE COMMUNITY USE MASINDI HOSPITAL		3	<div><div></div></div> 2.0%
THE COMMUNITY USE KAGADI HOSPITAL		3	<div><div></div></div> 2.0%
THE COMMUNITY USES A HOSPITAL		3	<div><div></div></div> 2.0%
THE COMMUNITY USES THE HOSPITAL		3	<div><div></div></div> 2.0%
THE COMMUNITY USES THE HOSPITAL HENCE NOT DATA IS COLLECTED FROM .		3	<div><div></div></div> 2.0%
THE ONE RESPONSIBLE FOR ANSWERING WASNT PRESENT. WILL DO IT NEXT VISIT		3	<div><div></div></div> 2.0%
THEY HAD ALL GONE FOR OUTREACH(THEY ARE ONLY TWO)		3	<div><div></div></div> 2.0%
THEY USE A PRIVATE HOSPITAL & P7 PUPILS HAD ALREADY LEFT SCHOOL.		3	<div><div></div></div> 2.0%
THEY USE NAGURU HOSPITAL		3	<div><div></div></div> 2.0%

File : CSEC4M.1

Reason_Health_Not_Done: Reason Health not done:

Value	Label	Cases	Percentage
The Community uses the Referral Hospital		3	<div><div></div></div> 2.0%
The community members mainly go to Entebbe hospital		3	<div><div></div></div> 2.0%
They use a hospital called buloba st. francis hospital		3	<div><div></div></div> 2.0%
They use the main Hospital KAYUNGA HOSPITAL		3	<div><div></div></div> 2.0%
WEEKEND		3	<div><div></div></div> 2.0%
data collected by another team in trip 1		3	<div><div></div></div> 2.0%
done by another team in trip 1		3	<div><div></div></div> 2.0%
it's a gorvenment hospital (st francis buluba hospital)		3	<div><div></div></div> 2.0%
no health centre at the island		3	<div><div></div></div> 2.0%
staff gone on outreach		6	<div><div></div></div> 4.0%
the community now uses Mulago Hospital after the HC has been demolished for renovation		3	<div><div></div></div> 2.0%
the community uses Naguru Hospital		3	<div><div></div></div> 2.0%
the community uses a private hospital		3	<div><div></div></div> 2.0%
they mainly use Nsambya hospital		3	<div><div></div></div> 2.0%
they use a gov"t hospital (kamuli hospital)		3	<div><div></div></div> 2.0%
weekend		3	<div><div></div></div> 2.0%

Warning: these figures indicate the number of cases found in the data file. They cannot be interpreted as summary statistics of the population of interest.

File : CSEC4N

District_Name: District name

Information [Type= discrete] [Format=numeric] [Range= 101-426] [Missing=*]

Statistics [NW/ W] [Valid=308 /-] [Invalid=0 /-]

Value	Label	Cases	Percentage
101		1	0.3%
102		29	9.4%
103		1	0.3%
104		4	1.3%
105		1	0.3%
106		3	1.0%
107		5	1.6%
108		4	1.3%
110		7	2.3%
111		3	1.0%
112		4	1.3%
113		12	3.9%
115		6	1.9%
116		1	0.3%
117		4	1.3%
118		1	0.3%
119		1	0.3%
120		1	0.3%
122		3	1.0%
123		1	0.3%
124		5	1.6%
201		3	1.0%
203		3	1.0%
204		6	1.9%
205		1	0.3%
207		1	0.3%
208		4	1.3%
209		2	0.6%
210		4	1.3%
211		3	1.0%
212		5	1.6%
214		9	2.9%
215		3	1.0%
216		2	0.6%
218		2	0.6%
219		3	1.0%
221		2	0.6%
222		1	0.3%
223		7	2.3%
224		1	0.3%
225		2	0.6%

File : CSEC4N

District_Name: District name

Value	Label	Cases	Percentage
226		4	<div></div> 1.3%
228		1	<div></div> 0.3%
230		1	<div></div> 0.3%
232		2	<div></div> 0.6%
302		6	<div></div> 1.9%
303		9	<div></div> 2.9%
304		4	<div></div> 1.3%
305		1	<div></div> 0.3%
306		4	<div></div> 1.3%
307		3	<div></div> 1.0%
308		1	<div></div> 0.3%
309		3	<div></div> 1.0%
310		4	<div></div> 1.3%
311		3	<div></div> 1.0%
312		1	<div></div> 0.3%
313		2	<div></div> 0.6%
314		1	<div></div> 0.3%
317		3	<div></div> 1.0%
318		4	<div></div> 1.3%
319		3	<div></div> 1.0%
320		2	<div></div> 0.6%
321		4	<div></div> 1.3%
322		2	<div></div> 0.6%
323		4	<div></div> 1.3%
325		4	<div></div> 1.3%
327		1	<div></div> 0.3%
329		1	<div></div> 0.3%
330		3	<div></div> 1.0%
402		2	<div></div> 0.6%
403		5	<div></div> 1.6%
404		3	<div></div> 1.0%
405		5	<div></div> 1.6%
406		5	<div></div> 1.6%
407		4	<div></div> 1.3%
408		3	<div></div> 1.0%
409		3	<div></div> 1.0%
410		5	<div></div> 1.6%
411		6	<div></div> 1.9%
412		3	<div></div> 1.0%
414		1	<div></div> 0.3%
415		4	<div></div> 1.3%
417		6	<div></div> 1.9%
418		4	<div></div> 1.3%

File : CSEC4N

District_Name: District name

Value	Label	Cases	Percentage
419		1	0.3%
420		2	0.6%
421		1	0.3%
422		1	0.3%
423		1	0.3%
426		1	0.3%

Warning: these figures indicate the number of cases found in the data file. They cannot be interpreted as summary statistics of the population of interest.

SubCounty: Sub-county/division/town council

Information	[Type= discrete] [Format=numeric] [Range= 101204-426104] [Missing=*]
Statistics [NW/ W]	[Valid=308 /-] [Invalid=0 /-]

Value	Label	Cases	Percentage
101204		1	0.3%
102101		2	0.6%
102102		4	1.3%
102103		10	3.2%
102104		6	1.9%
102105		7	2.3%
103105		1	0.3%
104102		1	0.3%
104104		1	0.3%
104105		1	0.3%
104208		1	0.3%
105105		1	0.3%
106101		2	0.6%
106106		1	0.3%
107105		2	0.6%
107202		1	0.3%
107302		1	0.3%
107305		1	0.3%
108106		1	0.3%
108301		2	0.6%
108305		1	0.3%
110105		1	0.3%
110203		1	0.3%
110204		1	0.3%
110206		1	0.3%
110207		1	0.3%
110305		1	0.3%
110306		1	0.3%
111102		1	0.3%
111202		2	0.6%
112102		1	0.3%
112104		1	0.3%

File : CSEC4N

SubCounty: Sub-county/division/town council

Value	Label	Cases	Percentage
112203		1	<div></div> 0.3%
112204		1	<div></div> 0.3%
113105		2	<div></div> 0.6%
113111		1	<div></div> 0.3%
113112		1	<div></div> 0.3%
113113		2	<div></div> 0.6%
113303		3	<div></div> 1.0%
113304		1	<div></div> 0.3%
113306		1	<div></div> 0.3%
113307		1	<div></div> 0.3%
115103		1	<div></div> 0.3%
115104		1	<div></div> 0.3%
115202		1	<div></div> 0.3%
115203		1	<div></div> 0.3%
115205		1	<div></div> 0.3%
115207		1	<div></div> 0.3%
116102		1	<div></div> 0.3%
117103		1	<div></div> 0.3%
117104		1	<div></div> 0.3%
117110		2	<div></div> 0.6%
118101		1	<div></div> 0.3%
119103		1	<div></div> 0.3%
120105		1	<div></div> 0.3%
122102		1	<div></div> 0.3%
122105		1	<div></div> 0.3%
122106		1	<div></div> 0.3%
123108		1	<div></div> 0.3%
124101		1	<div></div> 0.3%
124103		1	<div></div> 0.3%
124104		1	<div></div> 0.3%
124107		1	<div></div> 0.3%
124108		1	<div></div> 0.3%
201106		2	<div></div> 0.6%
201110		1	<div></div> 0.3%
203202		1	<div></div> 0.3%
203301		1	<div></div> 0.3%
203303		1	<div></div> 0.3%
204101		1	<div></div> 0.3%
204102		1	<div></div> 0.3%
204203		1	<div></div> 0.3%
204301		2	<div></div> 0.6%
204302		1	<div></div> 0.3%
205104		1	<div></div> 0.3%

File : CSEC4N

SubCounty: Sub-county/division/town council

Value	Label	Cases	Percentage
207103		1	0.3%
208102		2	0.6%
208104		1	0.3%
208107		1	0.3%
209201		2	0.6%
210205		4	1.3%
211101		1	0.3%
211103		1	0.3%
211106		1	0.3%
212104		1	0.3%
212105		1	0.3%
212202		1	0.3%
212305		1	0.3%
212311		1	0.3%
214101		2	0.6%
214102		1	0.3%
214108		1	0.3%
214113		5	1.6%
215109		1	0.3%
215115		1	0.3%
215120		1	0.3%
216202		2	0.6%
218103		1	0.3%
218115		1	0.3%
219103		3	1.0%
221109		2	0.6%
222106		1	0.3%
223108		1	0.3%
223120		1	0.3%
223121		3	1.0%
223126		1	0.3%
223128		1	0.3%
224105		1	0.3%
225103		1	0.3%
225111		1	0.3%
226101		1	0.3%
226103		2	0.6%
226104		1	0.3%
228102		1	0.3%
230107		1	0.3%
232101		1	0.3%
232203		1	0.3%
302101		1	0.3%

File : CSEC4N

SubCounty: Sub-county/division/town council

Value	Label	Cases	Percentage
302201		2	0.6%
302203		1	0.3%
302204		1	0.3%
302205		1	0.3%
303201		1	0.3%
303202		1	0.3%
303204		1	0.3%
303402		1	0.3%
303404		2	0.6%
303405		1	0.3%
303503		1	0.3%
303504		1	0.3%
304102		1	0.3%
304204		2	0.6%
304301		1	0.3%
305102		1	0.3%
306102		1	0.3%
306103		2	0.6%
306106		1	0.3%
307108		2	0.6%
307202		1	0.3%
308102		1	0.3%
309102		1	0.3%
309103		1	0.3%
309204		1	0.3%
310102		1	0.3%
310206		2	0.6%
310207		1	0.3%
311103		2	0.6%
311302		1	0.3%
312105		1	0.3%
313102		1	0.3%
313104		1	0.3%
314103		1	0.3%
317101		1	0.3%
317102		1	0.3%
317106		1	0.3%
318103		2	0.6%
318107		1	0.3%
318114		1	0.3%
319103		1	0.3%
319105		1	0.3%
319107		1	0.3%

File : CSEC4N

SubCounty: Sub-county/division/town council

Value	Label	Cases	Percentage
320103		1	0.3%
320108		1	0.3%
321103		1	0.3%
321105		1	0.3%
321106		1	0.3%
321107		1	0.3%
322108		1	0.3%
322111		1	0.3%
323104		1	0.3%
323106		1	0.3%
323107		1	0.3%
323108		1	0.3%
325101		1	0.3%
325103		3	1.0%
327103		1	0.3%
329106		1	0.3%
330107		2	0.6%
330110		1	0.3%
402207		1	0.3%
402208		1	0.3%
403101		1	0.3%
403105		1	0.3%
403201		1	0.3%
403205		1	0.3%
403301		1	0.3%
404102		1	0.3%
404207		1	0.3%
404403		1	0.3%
405104		1	0.3%
405208		1	0.3%
405211		1	0.3%
405301		1	0.3%
405302		1	0.3%
406108		1	0.3%
406201		1	0.3%
406210		1	0.3%
406212		1	0.3%
406303		1	0.3%
407202		1	0.3%
407205		1	0.3%
407303		1	0.3%
407306		1	0.3%
408102		1	0.3%

File : CSEC4N

SubCounty: Sub-county/division/town council

Value	Label	Cases	Percentage
408112		1	<div></div> 0.3%
408113		1	<div></div> 0.3%
409101		1	<div></div> 0.3%
409203		1	<div></div> 0.3%
409301		1	<div></div> 0.3%
410102		1	<div></div> 0.3%
410105		1	<div></div> 0.3%
410201		2	<div></div> 0.6%
410303		1	<div></div> 0.3%
411103		1	<div></div> 0.3%
411203		1	<div></div> 0.3%
411302		1	<div></div> 0.3%
411304		1	<div></div> 0.3%
411402		1	<div></div> 0.3%
411403		1	<div></div> 0.3%
412103		1	<div></div> 0.3%
412201		1	<div></div> 0.3%
412203		1	<div></div> 0.3%
414116		1	<div></div> 0.3%
415105		1	<div></div> 0.3%
415106		1	<div></div> 0.3%
415110		1	<div></div> 0.3%
415114		1	<div></div> 0.3%
417101		1	<div></div> 0.3%
417102		1	<div></div> 0.3%
417104		1	<div></div> 0.3%
417105		1	<div></div> 0.3%
417110		1	<div></div> 0.3%
417114		1	<div></div> 0.3%
418104		1	<div></div> 0.3%
418201		1	<div></div> 0.3%
418202		1	<div></div> 0.3%
418209		1	<div></div> 0.3%
419204		1	<div></div> 0.3%
420107		1	<div></div> 0.3%
420108		1	<div></div> 0.3%
421108		1	<div></div> 0.3%
422102		1	<div></div> 0.3%
423109		1	<div></div> 0.3%
426104		1	<div></div> 0.3%

Warning: these figures indicate the number of cases found in the data file. They cannot be interpreted as summary statistics of the population of interest.

Parish: Parish/ward

Information [Type= discrete] [Format=numeric] [Range= 10120402-42610402] [Missing=*]

File : CSEC4N

Parish: Parish/ward

Statistics [NW/ W] [Valid=308 /-] [Invalid=0 /-]

Value	Label	Cases	Percentage
10120402		1	0.3%
10210104		1	0.3%
10210108		1	0.3%
10210202		1	0.3%
10210205		1	0.3%
10210206		1	0.3%
10210208		1	0.3%
10210301		1	0.3%
10210302		1	0.3%
10210304		1	0.3%
10210305		2	0.6%
10210306		1	0.3%
10210308		1	0.3%
10210309		2	0.6%
10210312		1	0.3%
10210401		1	0.3%
10210402		1	0.3%
10210410		1	0.3%
10210411		1	0.3%
10210417		1	0.3%
10210419		1	0.3%
10210501		1	0.3%
10210503		1	0.3%
10210504		1	0.3%
10210510		1	0.3%
10210513		1	0.3%
10210515		1	0.3%
10210518		1	0.3%
10310505		1	0.3%
10410204		1	0.3%
10410403		1	0.3%
10410504		1	0.3%
10420804		1	0.3%
10510502		1	0.3%
10610101		1	0.3%
10610109		1	0.3%
10610606		1	0.3%
10710503		1	0.3%
10710505		1	0.3%
10720206		1	0.3%
10730203		1	0.3%
10730507		1	0.3%

File : CSEC4N

Parish: Parish/ward

Value	Label	Cases	Percentage
10810603		1	0.3%
10830101		1	0.3%
10830105		1	0.3%
10830502		1	0.3%
11010501		1	0.3%
11020306		1	0.3%
11020401		1	0.3%
11020603		1	0.3%
11020704		1	0.3%
11030501		1	0.3%
11030601		1	0.3%
11110201		1	0.3%
11120204		1	0.3%
11120206		1	0.3%
11210203		1	0.3%
11210402		1	0.3%
11220301		1	0.3%
11220403		1	0.3%
11310504		1	0.3%
11310505		1	0.3%
11311102		1	0.3%
11311203		1	0.3%
11311302		1	0.3%
11311306		1	0.3%
11330301		2	0.6%
11330305		1	0.3%
11330403		1	0.3%
11330606		1	0.3%
11330701		1	0.3%
11510302		1	0.3%
11510403		1	0.3%
11520209		1	0.3%
11520307		1	0.3%
11520504		1	0.3%
11520703		1	0.3%
11610205		1	0.3%
11710308		1	0.3%
11710405		1	0.3%
11711003		2	0.6%
11810104		1	0.3%
11910303		1	0.3%
12010502		1	0.3%
12210206		1	0.3%

File : CSEC4N

Parish: Parish/ward

Value	Label	Cases	Percentage
12210502		1	0.3%
12210602		1	0.3%
12310803		1	0.3%
12410106		1	0.3%
12410302		1	0.3%
12410401		1	0.3%
12410701		1	0.3%
12410802		1	0.3%
20110602		2	0.6%
20111009		1	0.3%
20320203		1	0.3%
20330101		1	0.3%
20330304		1	0.3%
20410103		1	0.3%
20410204		1	0.3%
20420301		1	0.3%
20430101		1	0.3%
20430102		1	0.3%
20430205		1	0.3%
20510401		1	0.3%
20710301		1	0.3%
20810214		2	0.6%
20810404		1	0.3%
20810713		1	0.3%
20920101		1	0.3%
20920104		1	0.3%
21020504		4	1.3%
21110105		1	0.3%
21110303		1	0.3%
21110603		1	0.3%
21210403		1	0.3%
21210504		1	0.3%
21220201		1	0.3%
21230502		1	0.3%
21231101		1	0.3%
21410104		1	0.3%
21410106		1	0.3%
21410202		1	0.3%
21410801		1	0.3%
21411301		1	0.3%
21411303		4	1.3%
21510902		1	0.3%
21511502		1	0.3%

File : CSEC4N

Parish: Parish/ward

Value	Label	Cases	Percentage
21512002		1	<div></div> 0.3%
21620203		2	<div></div> 0.6%
21810302		1	<div></div> 0.3%
21811504		1	<div></div> 0.3%
21910313		1	<div></div> 0.3%
21910317		2	<div></div> 0.6%
22110902		1	<div></div> 0.3%
22110905		1	<div></div> 0.3%
22210602		1	<div></div> 0.3%
22310805		1	<div></div> 0.3%
22312002		1	<div></div> 0.3%
22312101		2	<div></div> 0.6%
22312103		1	<div></div> 0.3%
22312601		1	<div></div> 0.3%
22312801		1	<div></div> 0.3%
22410505		1	<div></div> 0.3%
22510304		1	<div></div> 0.3%
22511103		1	<div></div> 0.3%
22610101		1	<div></div> 0.3%
22610302		1	<div></div> 0.3%
22610303		1	<div></div> 0.3%
22610405		1	<div></div> 0.3%
22810203		1	<div></div> 0.3%
23010709		1	<div></div> 0.3%
23210104		1	<div></div> 0.3%
23220304		1	<div></div> 0.3%
30210102		1	<div></div> 0.3%
30220105		1	<div></div> 0.3%
30220107		1	<div></div> 0.3%
30220302		1	<div></div> 0.3%
30220405		1	<div></div> 0.3%
30220505		1	<div></div> 0.3%
30320102		1	<div></div> 0.3%
30320207		1	<div></div> 0.3%
30320405		1	<div></div> 0.3%
30340204		1	<div></div> 0.3%
30340401		1	<div></div> 0.3%
30340403		1	<div></div> 0.3%
30340507		1	<div></div> 0.3%
30350304		1	<div></div> 0.3%
30350402		1	<div></div> 0.3%
30410201		1	<div></div> 0.3%
30420401		1	<div></div> 0.3%

File : CSEC4N

Parish: Parish/ward

Value	Label	Cases	Percentage
30420402		1	0.3%
30430104		1	0.3%
30510208		1	0.3%
30610203		1	0.3%
30610301		2	0.6%
30610601		1	0.3%
30710802		1	0.3%
30710803		1	0.3%
30720203		1	0.3%
30810206		1	0.3%
30910205		1	0.3%
30910305		1	0.3%
30920406		1	0.3%
31010202		1	0.3%
31020603		1	0.3%
31020604		1	0.3%
31020706		1	0.3%
31110302		2	0.6%
31130201		1	0.3%
31210502		1	0.3%
31310205		1	0.3%
31310403		1	0.3%
31410304		1	0.3%
31710101		1	0.3%
31710202		1	0.3%
31710605		1	0.3%
31810302		2	0.6%
31810705		1	0.3%
31811402		1	0.3%
31910303		1	0.3%
31910508		1	0.3%
31910702		1	0.3%
32010303		1	0.3%
32010808		1	0.3%
32110304		1	0.3%
32110505		1	0.3%
32110601		1	0.3%
32110706		1	0.3%
32210802		1	0.3%
32211104		1	0.3%
32310403		1	0.3%
32310604		1	0.3%
32310701		1	0.3%

File : CSEC4N

Parish: Parish/ward

Value	Label	Cases	Percentage
32310802		1	0.3%
32510102		1	0.3%
32510305		1	0.3%
32510306		2	0.6%
32710303		1	0.3%
32910602		1	0.3%
33010701		1	0.3%
33010703		1	0.3%
33011001		1	0.3%
40220705		1	0.3%
40220805		1	0.3%
40310102		1	0.3%
40310505		1	0.3%
40320102		1	0.3%
40320504		1	0.3%
40330104		1	0.3%
40410203		1	0.3%
40420704		1	0.3%
40440303		1	0.3%
40510402		1	0.3%
40520803		1	0.3%
40521103		1	0.3%
40530104		1	0.3%
40530203		1	0.3%
40610804		1	0.3%
40620102		1	0.3%
40621003		1	0.3%
40621201		1	0.3%
40630307		1	0.3%
40720204		1	0.3%
40720501		1	0.3%
40730303		1	0.3%
40730604		1	0.3%
40810201		1	0.3%
40811202		1	0.3%
40811304		1	0.3%
40910104		1	0.3%
40920305		1	0.3%
40930103		1	0.3%
41010204		1	0.3%
41010502		1	0.3%
41020101		2	0.6%
41030306		1	0.3%

File : CSEC4N

Parish: Parish/ward

Value	Label	Cases	Percentage	
41110301		1	<div></div>	0.3%
41120302		1	<div></div>	0.3%
41130202		1	<div></div>	0.3%
41130402		1	<div></div>	0.3%
41140202		1	<div></div>	0.3%
41140303		1	<div></div>	0.3%
41210304		1	<div></div>	0.3%
41220107		1	<div></div>	0.3%
41220304		1	<div></div>	0.3%
41411601		1	<div></div>	0.3%
41510502		1	<div></div>	0.3%
41510608		1	<div></div>	0.3%
41511004		1	<div></div>	0.3%
41511407		1	<div></div>	0.3%
41710101		1	<div></div>	0.3%
41710201		1	<div></div>	0.3%
41710401		1	<div></div>	0.3%
41710501		1	<div></div>	0.3%
41711004		1	<div></div>	0.3%
41711404		1	<div></div>	0.3%
41810403		1	<div></div>	0.3%
41820102		1	<div></div>	0.3%
41820201		1	<div></div>	0.3%
41820907		1	<div></div>	0.3%
41920402		1	<div></div>	0.3%
42010704		1	<div></div>	0.3%
42010803		1	<div></div>	0.3%
42110801		1	<div></div>	0.3%
42210204		1	<div></div>	0.3%
42310905		1	<div></div>	0.3%
42610402		1	<div></div>	0.3%

Warning: these figures indicate the number of cases found in the data file. They cannot be interpreted as summary statistics of the population of interest.

Villagecode: Village code

Information	[Type= discrete] [Format=numeric] [Range= 1012040204-4261040201] [Missing=*]			
Statistics [NW/ W]	[Valid=308 /-] [Invalid=0 /-]			
Value	Label	Cases	Percentage	
1012040204		1	<div></div>	0.3%
1021010402		1	<div></div>	0.3%
1021010802		1	<div></div>	0.3%
1021020205		1	<div></div>	0.3%
1021020504		1	<div></div>	0.3%
1021020601		1	<div></div>	0.3%
1021020805		1	<div></div>	0.3%

File : CSEC4N

Villagecode: Village code

Value	Label	Cases	Percentage
1021030109		1	0.3%
1021030203		1	0.3%
1021030412		1	0.3%
1021030504		1	0.3%
1021030509		1	0.3%
1021030606		1	0.3%
1021030803		1	0.3%
1021030904		2	0.6%
1021031208		1	0.3%
1021040102		1	0.3%
1021040203		1	0.3%
1021041002		1	0.3%
1021041118		1	0.3%
1021041701		1	0.3%
1021041903		1	0.3%
1021050106		1	0.3%
1021050307		1	0.3%
1021050405		1	0.3%
1021051004		1	0.3%
1021051305		1	0.3%
1021051506		1	0.3%
1021051832		1	0.3%
1031050505		1	0.3%
1041020405		1	0.3%
1041040304		1	0.3%
1041050403		1	0.3%
1042080404		1	0.3%
1051050201		1	0.3%
1061010108		1	0.3%
1061010902		1	0.3%
1061060602		1	0.3%
1071050302		1	0.3%
1071050503		1	0.3%
1072020601		1	0.3%
1073020305		1	0.3%
1073050702		1	0.3%
1081060309		1	0.3%
1083010101		1	0.3%
1083010505		1	0.3%
1083050204		1	0.3%
1101050107		1	0.3%
1102030601		1	0.3%
1102040107		1	0.3%

File : CSEC4N

Villagecode: Village code

Value	Label	Cases	Percentage
1102060309		1	0.3%
1102070403		1	0.3%
1103050102		1	0.3%
1103060102		1	0.3%
1111020105		1	0.3%
1112020403		1	0.3%
1112020618		1	0.3%
1121020302		1	0.3%
1121040209		1	0.3%
1122030104		1	0.3%
1122040303		1	0.3%
1131050402		1	0.3%
1131050505		1	0.3%
1131110205		1	0.3%
1131120307		1	0.3%
1131130204		1	0.3%
1131130602		1	0.3%
1133030101		1	0.3%
1133030109		1	0.3%
1133030504		1	0.3%
1133040308		1	0.3%
1133060601		1	0.3%
1133070102		1	0.3%
1151030204		1	0.3%
1151040307		1	0.3%
1152020907		1	0.3%
1152030702		1	0.3%
1152050405		1	0.3%
1152070306		1	0.3%
1161020501		1	0.3%
1171030802		1	0.3%
1171040504		1	0.3%
1171100309		1	0.3%
1171100312		1	0.3%
1181010407		1	0.3%
1191030304		1	0.3%
1201050202		1	0.3%
1221020604		1	0.3%
1221050203		1	0.3%
1221060206		1	0.3%
1231080303		1	0.3%
1241010603		1	0.3%
1241030216		1	0.3%

File : CSEC4N

Villagecode: Village code

Value	Label	Cases	Percentage
1241040102		1	0.3%
1241070106		1	0.3%
1241080210		1	0.3%
2011060205		2	0.6%
2011100902		1	0.3%
2032020304		1	0.3%
2033010101		1	0.3%
2033030403		1	0.3%
2041010302		1	0.3%
2041020405		1	0.3%
2042030105		1	0.3%
2043010103		1	0.3%
2043010202		1	0.3%
2043020514		1	0.3%
2051040101		1	0.3%
2071030105		1	0.3%
2081021402		2	0.6%
2081040401		1	0.3%
2081071301		1	0.3%
2092010105		1	0.3%
2092010401		1	0.3%
2102050401		4	1.3%
2111010504		1	0.3%
2111030302		1	0.3%
2111060303		1	0.3%
2121040306		1	0.3%
2121050407		1	0.3%
2122020101		1	0.3%
2123050204		1	0.3%
2123110101		1	0.3%
2141010403		1	0.3%
2141010604		1	0.3%
2141020206		1	0.3%
2141080105		1	0.3%
2141130103		1	0.3%
2141130307		4	1.3%
2151090208		1	0.3%
2151150202		1	0.3%
2151200204		1	0.3%
2162020306		2	0.6%
2181030213		1	0.3%
2181150401		1	0.3%
2191031301		1	0.3%

File : CSEC4N

Villagecode: Village code

Value	Label	Cases	Percentage
2191031702		2	<div></div> 0.6%
2211090203		1	<div></div> 0.3%
2211090505		1	<div></div> 0.3%
2221060201		1	<div></div> 0.3%
2231080506		1	<div></div> 0.3%
2231200204		1	<div></div> 0.3%
2231210104		1	<div></div> 0.3%
2231210105		1	<div></div> 0.3%
2231210302		1	<div></div> 0.3%
2231260115		1	<div></div> 0.3%
2231280102		1	<div></div> 0.3%
2241050511		1	<div></div> 0.3%
2251030415		1	<div></div> 0.3%
2251110322		1	<div></div> 0.3%
2261010102		1	<div></div> 0.3%
2261030205		1	<div></div> 0.3%
2261030301		1	<div></div> 0.3%
2261040510		1	<div></div> 0.3%
2281020304		1	<div></div> 0.3%
2301070905		1	<div></div> 0.3%
2321010406		1	<div></div> 0.3%
2322030405		1	<div></div> 0.3%
3021010215		1	<div></div> 0.3%
3022010508		1	<div></div> 0.3%
3022010708		1	<div></div> 0.3%
3022030205		1	<div></div> 0.3%
3022040505		1	<div></div> 0.3%
3022050502		1	<div></div> 0.3%
3032010205		1	<div></div> 0.3%
3032020706		1	<div></div> 0.3%
3032040506		1	<div></div> 0.3%
3034020408		1	<div></div> 0.3%
3034040102		1	<div></div> 0.3%
3034040304		1	<div></div> 0.3%
3034050711		1	<div></div> 0.3%
3035030411		1	<div></div> 0.3%
3035040205		1	<div></div> 0.3%
3041020101		1	<div></div> 0.3%
3042040105		1	<div></div> 0.3%
3042040201		1	<div></div> 0.3%
3043010404		1	<div></div> 0.3%
3051020803		1	<div></div> 0.3%
3061020306		1	<div></div> 0.3%

File : CSEC4N

Villagecode: Village code

Value	Label	Cases	Percentage
3061030101		2	<div></div> 0.6%
3061060103		1	<div></div> 0.3%
3071080206		1	<div></div> 0.3%
3071080301		1	<div></div> 0.3%
3072020302		1	<div></div> 0.3%
3081020606		1	<div></div> 0.3%
3091020502		1	<div></div> 0.3%
3091030501		1	<div></div> 0.3%
3092040606		1	<div></div> 0.3%
3101020203		1	<div></div> 0.3%
3102060309		1	<div></div> 0.3%
3102060408		1	<div></div> 0.3%
3102070603		1	<div></div> 0.3%
3111030202		2	<div></div> 0.6%
3113020101		1	<div></div> 0.3%
3121050202		1	<div></div> 0.3%
3131020505		1	<div></div> 0.3%
3131040312		1	<div></div> 0.3%
3141030403		1	<div></div> 0.3%
3171010102		1	<div></div> 0.3%
3171020201		1	<div></div> 0.3%
3171060512		1	<div></div> 0.3%
3181030204		2	<div></div> 0.6%
3181070501		1	<div></div> 0.3%
3181140207		1	<div></div> 0.3%
3191030304		1	<div></div> 0.3%
3191050803		1	<div></div> 0.3%
3191070202		1	<div></div> 0.3%
3201030323		1	<div></div> 0.3%
3201080801		1	<div></div> 0.3%
3211030405		1	<div></div> 0.3%
3211050502		1	<div></div> 0.3%
3211060105		1	<div></div> 0.3%
3211070617		1	<div></div> 0.3%
3221080206		1	<div></div> 0.3%
3221110412		1	<div></div> 0.3%
3231040301		1	<div></div> 0.3%
3231060409		1	<div></div> 0.3%
3231070104		1	<div></div> 0.3%
3231080204		1	<div></div> 0.3%
3251010205		1	<div></div> 0.3%
3251030508		1	<div></div> 0.3%
3251030601		1	<div></div> 0.3%

File : CSEC4N

Villagecode: Village code

Value	Label	Cases	Percentage
3251030602		1	0.3%
3271030305		1	0.3%
3291060206		1	0.3%
3301070101		1	0.3%
3301070303		1	0.3%
3301100102		1	0.3%
4022070507		1	0.3%
4022080505		1	0.3%
4031010202		1	0.3%
4031050502		1	0.3%
4032010205		1	0.3%
4032050403		1	0.3%
4033010412		1	0.3%
4041020302		1	0.3%
4042070409		1	0.3%
4044030303		1	0.3%
4051040205		1	0.3%
4052080304		1	0.3%
4052110310		1	0.3%
4053010409		1	0.3%
4053020304		1	0.3%
4061080401		1	0.3%
4062010203		1	0.3%
4062100306		1	0.3%
4062120102		1	0.3%
4063030706		1	0.3%
4072020402		1	0.3%
4072050104		1	0.3%
4073030305		1	0.3%
4073060419		1	0.3%
4081020104		1	0.3%
4081120206		1	0.3%
4081130406		1	0.3%
4091010401		1	0.3%
4092030509		1	0.3%
4093010304		1	0.3%
4101020405		1	0.3%
4101050204		1	0.3%
4102010106		1	0.3%
4102010107		1	0.3%
4103030601		1	0.3%
4111030105		1	0.3%
4112030202		1	0.3%

File : CSEC4N

Villagecode: Village code

Value	Label	Cases	Percentage
4113020204		1	<div></div> 0.3%
4113040203		1	<div></div> 0.3%
4114020204		1	<div></div> 0.3%
4114030308		1	<div></div> 0.3%
4121030414		1	<div></div> 0.3%
4122010704		1	<div></div> 0.3%
4122030405		1	<div></div> 0.3%
4141160106		1	<div></div> 0.3%
4151050204		1	<div></div> 0.3%
4151060812		1	<div></div> 0.3%
4151100404		1	<div></div> 0.3%
4151140703		1	<div></div> 0.3%
4171010109		1	<div></div> 0.3%
4171020103		1	<div></div> 0.3%
4171040107		1	<div></div> 0.3%
4171050107		1	<div></div> 0.3%
4171100404		1	<div></div> 0.3%
4171140402		1	<div></div> 0.3%
4181040301		1	<div></div> 0.3%
4182010203		1	<div></div> 0.3%
4182020104		1	<div></div> 0.3%
4182090702		1	<div></div> 0.3%
4192040205		1	<div></div> 0.3%
4201070403		1	<div></div> 0.3%
4201080309		1	<div></div> 0.3%
4211080107		1	<div></div> 0.3%
4221020401		1	<div></div> 0.3%
4231090509		1	<div></div> 0.3%
4261040201		1	<div></div> 0.3%

Warning: these figures indicate the number of cases found in the data file. They cannot be interpreted as summary statistics of the population of interest.

C4NQ113: Do the villages in the catchment area of this facility have established Village

Information	[Type= discrete] [Format=numeric] [Range= 1-2] [Missing=*]		
Statistics [NW/ W]	[Valid=258 /-] [Invalid=50 /-]		
Value	Label	Cases	Percentage
1	Yes	247	<div></div> 95.7%
2	No	11	<div></div> 4.3%
Sysmiss		50	

Warning: these figures indicate the number of cases found in the data file. They cannot be interpreted as summary statistics of the population of interest.

C4NQ114: Are the Village Health Teams (VHT) functional?

Information	[Type= discrete] [Format=numeric] [Range= 1-2] [Missing=*]		
Statistics [NW/ W]	[Valid=247 /-] [Invalid=61 /-]		

File : CSEC4N

C4NQ114: Are the Village Health Teams (VHT) functional?

Value	Label	Cases	Percentage
1	Yes	229	<div><div></div></div> 92.7%
2	No	18	<div><div></div></div> 7.3%
Sysmiss		61	

Warning: these figures indicate the number of cases found in the data file. They cannot be interpreted as summary statistics of the population of interest.

Health_Response: Health Response Status

Information	[Type= discrete] [Format=numeric] [Range= 1-3] [Missing=*]
Statistics [NW/ W]	[Valid=282 /-] [Invalid=26 /-]

Value	Label	Cases	Percentage
1	Completed	207	<div><div></div></div> 73.4%
2	Partially Done	22	<div><div></div></div> 7.8%
3	Not Done	53	<div><div></div></div> 18.8%
Sysmiss		26	

Warning: these figures indicate the number of cases found in the data file. They cannot be interpreted as summary statistics of the population of interest.

Reason_Health_Not_Done: Reason Health not done:

Information	[Type= discrete] [Format=character] [Missing=*]
Statistics [NW/ W]	[Valid=50 /-] [Invalid=0 /-]

Value	Label	Cases	Percentage
Available facility is a hospital NAGURU		1	<div><div></div></div> 2.0%
FACILITY MAINLY USED IS HOSPITAL		1	<div><div></div></div> 2.0%
Facility not open. Staff absenteeism.		1	<div><div></div></div> 2.0%
HEALTH CENTRE DEMOLISHED FOR RENOVATION		1	<div><div></div></div> 2.0%
HEALTH WORK NOT FOUND TO BE DONE DURING THE 2nd VISIT		1	<div><div></div></div> 2.0%
Hospital		1	<div><div></div></div> 2.0%
Hospital Level		1	<div><div></div></div> 2.0%
Hospital is most common Facility		1	<div><div></div></div> 2.0%
Hospital level		1	<div><div></div></div> 2.0%
IN CHARGE & ASSISTANT IN WORKSOP FOR A WEEK. TO BE DONE DURING		1	<div><div></div></div> 2.0%

File : CSEC4N

Reason_Health_Not_Done: Reason Health not done:

Value	Label	Cases	Percentage
SECOND VISIST			
IN CHARGE NOT AROUND TO BE CAPTURED DURING 2nd VISIT		1	<div><div></div></div> 2.0%
INCHARGE HAD GONE TO THE REFUGEE CAMP FOR A MEETING		1	<div><div></div></div> 2.0%
INCHARGE NEEDED AN INTRODUCTOR LETTER FROM THE DISTRICT HEALTH OFFICER		1	<div><div></div></div> 2.0%
INCHARGE NOT AROUND & OTHERS WERE TOO BUSY TO ATTEND TO ME		1	<div><div></div></div> 2.0%
Main facility is a Hospital		1	<div><div></div></div> 2.0%
NO BODY WAS AT THE HEALTH CENTER/ IT WAS LOCKED FOR THE THREE DAS WE WERE IN THE EA		1	<div><div></div></div> 2.0%
NOT DONE, ITS A WEEKEND		1	<div><div></div></div> 2.0%
Not there. Go to mainland at different locations		1	<div><div></div></div> 2.0%
Refferal Hospital		3	<div><div></div></div> 6.0%
Refferal hospital		1	<div><div></div></div> 2.0%
THE COMMUNITY MAINLY USES LUBAGA HOSPITAL		1	<div><div></div></div> 2.0%
THE COMMUNITY MEMBERS ACCESS THEIR TREATMENT		1	<div><div></div></div> 2.0%

File : CSEC4N

Reason_Health_Not_Done: Reason Health not done:

Value	Label	Cases	Percentage
FROM NAGURU HOSPITAL			
THE COMMUNITY USE MASINDI HOSPITAL		1	<div></div> 2.0%
THE COMMUNITY USE KAGADI HOSPITAL		1	<div></div> 2.0%
THE COMMUNITY USES A HOSPITAL		1	<div></div> 2.0%
THE COMMUNITY USES THE HOSPITAL		1	<div></div> 2.0%
THE COMMUNITY USES THE HOSPITAL HENCE NOT DATA IS COLLECTED FROM .		1	<div></div> 2.0%
THE ONE RESPONSIBLE FOR ANSWERING WASNT PRESENT. WILL DO IT NEXT VISIT		1	<div></div> 2.0%
THEY HAD ALL GONE FOR OUTREACH(THEY ARE ONLY TWO)		1	<div></div> 2.0%
THEY USE A PRIVATE HOSPITAL & P7 PUPILS HAD ALREADY LEFT SCHOOL.		1	<div></div> 2.0%
THEY USE NAGURU HOSPITAL		1	<div></div> 2.0%
The Community uses the Referral Hospital		1	<div></div> 2.0%
The community members mainly go to Entebbe hospital		1	<div></div> 2.0%

File : CSEC4N

Reason_Health_Not_Done: Reason Health not done:

Value	Label	Cases	Percentage
They use a hospital called buloba st. francis hospital		1	2.0%
They use the main Hospital KAYUNGA HOSPITAL		1	2.0%
WEEKEND		1	2.0%
data collected by another team in trip 1		1	2.0%
done by another team in trip 1		1	2.0%
it's a gorvenment hospital (st francis buluba hospital)		1	2.0%
no health centre at the island		1	2.0%
staff gone on outreach		2	4.0%
the community now uses Mulago Hospital after the HC has been demolished for renovation		1	2.0%
the community uses Naguru Hospital		1	2.0%
the community uses a private hospital		1	2.0%
they mainly use Nsambya hospital		1	2.0%
they use a gov't hospital (kamuli hospital)		1	2.0%
weekend		1	2.0%

Warning: these figures indicate the number of cases found in the data file. They cannot be interpreted as summary statistics of the population of interest.

File : CSEC40

District_Name: District name

Information [Type= discrete] [Format=numeric] [Range= 101-426] [Missing=*]

Statistics [NW/ W] [Valid=2560 /-] [Invalid=0 /-]

Value	Label	Cases	Percentage
101		8	0.3%
102		232	9.1%
103		8	0.3%
104		32	1.2%
105		8	0.3%
106		24	0.9%
107		40	1.6%
108		32	1.2%
110		56	2.2%
111		24	0.9%
112		32	1.2%
113		96	3.8%
115		48	1.9%
116		8	0.3%
117		32	1.2%
118		8	0.3%
119		8	0.3%
120		8	0.3%
122		24	0.9%
123		8	0.3%
124		40	1.6%
201		40	1.6%
203		24	0.9%
204		48	1.9%
205		8	0.3%
207		8	0.3%
208		48	1.9%
209		16	0.6%
210		32	1.2%
211		24	0.9%
212		40	1.6%
214		72	2.8%
215		24	0.9%
216		32	1.2%
218		16	0.6%
219		24	0.9%
221		16	0.6%
222		8	0.3%
223		56	2.2%
224		8	0.3%
225		16	0.6%

File : CSEC40

District_Name: District name

Value	Label	Cases	Percentage
226		32	<div></div> 1.2%
228		8	<div></div> 0.3%
230		8	<div></div> 0.3%
232		16	<div></div> 0.6%
302		48	<div></div> 1.9%
303		72	<div></div> 2.8%
304		32	<div></div> 1.2%
305		8	<div></div> 0.3%
306		48	<div></div> 1.9%
307		24	<div></div> 0.9%
308		8	<div></div> 0.3%
309		24	<div></div> 0.9%
310		32	<div></div> 1.2%
311		40	<div></div> 1.6%
312		8	<div></div> 0.3%
313		16	<div></div> 0.6%
314		8	<div></div> 0.3%
317		24	<div></div> 0.9%
318		48	<div></div> 1.9%
319		24	<div></div> 0.9%
320		16	<div></div> 0.6%
321		32	<div></div> 1.2%
322		16	<div></div> 0.6%
323		32	<div></div> 1.2%
325		32	<div></div> 1.2%
327		8	<div></div> 0.3%
329		8	<div></div> 0.3%
330		24	<div></div> 0.9%
402		16	<div></div> 0.6%
403		40	<div></div> 1.6%
404		24	<div></div> 0.9%
405		40	<div></div> 1.6%
406		40	<div></div> 1.6%
407		32	<div></div> 1.2%
408		24	<div></div> 0.9%
409		24	<div></div> 0.9%
410		40	<div></div> 1.6%
411		48	<div></div> 1.9%
412		24	<div></div> 0.9%
414		8	<div></div> 0.3%
415		32	<div></div> 1.2%
417		48	<div></div> 1.9%
418		32	<div></div> 1.2%

File : CSEC40

District_Name: District name

Value	Label	Cases	Percentage
419		8	<div><div></div></div> 0.3%
420		16	<div><div></div></div> 0.6%
421		8	<div><div></div></div> 0.3%
422		8	<div><div></div></div> 0.3%
423		8	<div><div></div></div> 0.3%
426		8	<div><div></div></div> 0.3%

Warning: these figures indicate the number of cases found in the data file. They cannot be interpreted as summary statistics of the population of interest.

SubCounty: Sub-county/division/town council

Information	[Type= discrete] [Format=numeric] [Range= 101204-426104] [Missing=*]
Statistics [NW/ W]	[Valid=2560 /-] [Invalid=0 /-]

Value	Label	Cases	Percentage
101204		8	<div><div></div></div> 0.3%
102101		16	<div><div></div></div> 0.6%
102102		32	<div><div></div></div> 1.2%
102103		80	<div><div></div></div> 3.1%
102104		48	<div><div></div></div> 1.9%
102105		56	<div><div></div></div> 2.2%
103105		8	<div><div></div></div> 0.3%
104102		8	<div><div></div></div> 0.3%
104104		8	<div><div></div></div> 0.3%
104105		8	<div><div></div></div> 0.3%
104208		8	<div><div></div></div> 0.3%
105105		8	<div><div></div></div> 0.3%
106101		16	<div><div></div></div> 0.6%
106106		8	<div><div></div></div> 0.3%
107105		16	<div><div></div></div> 0.6%
107202		8	<div><div></div></div> 0.3%
107302		8	<div><div></div></div> 0.3%
107305		8	<div><div></div></div> 0.3%
108106		8	<div><div></div></div> 0.3%
108301		16	<div><div></div></div> 0.6%
108305		8	<div><div></div></div> 0.3%
110105		8	<div><div></div></div> 0.3%
110203		8	<div><div></div></div> 0.3%
110204		8	<div><div></div></div> 0.3%
110206		8	<div><div></div></div> 0.3%
110207		8	<div><div></div></div> 0.3%
110305		8	<div><div></div></div> 0.3%
110306		8	<div><div></div></div> 0.3%
111102		8	<div><div></div></div> 0.3%
111202		16	<div><div></div></div> 0.6%
112102		8	<div><div></div></div> 0.3%
112104		8	<div><div></div></div> 0.3%

File : CSEC40

SubCounty: Sub-county/division/town council

Value	Label	Cases	Percentage
112203		8	<div></div> 0.3%
112204		8	<div></div> 0.3%
113105		16	<div></div> 0.6%
113111		8	<div></div> 0.3%
113112		8	<div></div> 0.3%
113113		16	<div></div> 0.6%
113303		24	<div></div> 0.9%
113304		8	<div></div> 0.3%
113306		8	<div></div> 0.3%
113307		8	<div></div> 0.3%
115103		8	<div></div> 0.3%
115104		8	<div></div> 0.3%
115202		8	<div></div> 0.3%
115203		8	<div></div> 0.3%
115205		8	<div></div> 0.3%
115207		8	<div></div> 0.3%
116102		8	<div></div> 0.3%
117103		8	<div></div> 0.3%
117104		8	<div></div> 0.3%
117110		16	<div></div> 0.6%
118101		8	<div></div> 0.3%
119103		8	<div></div> 0.3%
120105		8	<div></div> 0.3%
122102		8	<div></div> 0.3%
122105		8	<div></div> 0.3%
122106		8	<div></div> 0.3%
123108		8	<div></div> 0.3%
124101		8	<div></div> 0.3%
124103		8	<div></div> 0.3%
124104		8	<div></div> 0.3%
124107		8	<div></div> 0.3%
124108		8	<div></div> 0.3%
201106		32	<div></div> 1.2%
201110		8	<div></div> 0.3%
203202		8	<div></div> 0.3%
203301		8	<div></div> 0.3%
203303		8	<div></div> 0.3%
204101		8	<div></div> 0.3%
204102		8	<div></div> 0.3%
204203		8	<div></div> 0.3%
204301		16	<div></div> 0.6%
204302		8	<div></div> 0.3%
205104		8	<div></div> 0.3%

File : CSEC40

SubCounty: Sub-county/division/town council

Value	Label	Cases	Percentage
207103		8	0.3%
208102		32	1.2%
208104		8	0.3%
208107		8	0.3%
209201		16	0.6%
210205		32	1.2%
211101		8	0.3%
211103		8	0.3%
211106		8	0.3%
212104		8	0.3%
212105		8	0.3%
212202		8	0.3%
212305		8	0.3%
212311		8	0.3%
214101		16	0.6%
214102		8	0.3%
214108		8	0.3%
214113		40	1.6%
215109		8	0.3%
215115		8	0.3%
215120		8	0.3%
216202		32	1.2%
218103		8	0.3%
218115		8	0.3%
219103		24	0.9%
221109		16	0.6%
222106		8	0.3%
223108		8	0.3%
223120		8	0.3%
223121		24	0.9%
223126		8	0.3%
223128		8	0.3%
224105		8	0.3%
225103		8	0.3%
225111		8	0.3%
226101		8	0.3%
226103		16	0.6%
226104		8	0.3%
228102		8	0.3%
230107		8	0.3%
232101		8	0.3%
232203		8	0.3%
302101		8	0.3%

File : CSEC40

SubCounty: Sub-county/division/town council

Value	Label	Cases	Percentage
302201		16	<div></div> 0.6%
302203		8	<div></div> 0.3%
302204		8	<div></div> 0.3%
302205		8	<div></div> 0.3%
303201		8	<div></div> 0.3%
303202		8	<div></div> 0.3%
303204		8	<div></div> 0.3%
303402		8	<div></div> 0.3%
303404		16	<div></div> 0.6%
303405		8	<div></div> 0.3%
303503		8	<div></div> 0.3%
303504		8	<div></div> 0.3%
304102		8	<div></div> 0.3%
304204		16	<div></div> 0.6%
304301		8	<div></div> 0.3%
305102		8	<div></div> 0.3%
306102		8	<div></div> 0.3%
306103		32	<div></div> 1.2%
306106		8	<div></div> 0.3%
307108		16	<div></div> 0.6%
307202		8	<div></div> 0.3%
308102		8	<div></div> 0.3%
309102		8	<div></div> 0.3%
309103		8	<div></div> 0.3%
309204		8	<div></div> 0.3%
310102		8	<div></div> 0.3%
310206		16	<div></div> 0.6%
310207		8	<div></div> 0.3%
311103		32	<div></div> 1.2%
311302		8	<div></div> 0.3%
312105		8	<div></div> 0.3%
313102		8	<div></div> 0.3%
313104		8	<div></div> 0.3%
314103		8	<div></div> 0.3%
317101		8	<div></div> 0.3%
317102		8	<div></div> 0.3%
317106		8	<div></div> 0.3%
318103		32	<div></div> 1.2%
318107		8	<div></div> 0.3%
318114		8	<div></div> 0.3%
319103		8	<div></div> 0.3%
319105		8	<div></div> 0.3%
319107		8	<div></div> 0.3%

File : CSEC40

SubCounty: Sub-county/division/town council

Value	Label	Cases	Percentage
320103		8	0.3%
320108		8	0.3%
321103		8	0.3%
321105		8	0.3%
321106		8	0.3%
321107		8	0.3%
322108		8	0.3%
322111		8	0.3%
323104		8	0.3%
323106		8	0.3%
323107		8	0.3%
323108		8	0.3%
325101		8	0.3%
325103		24	0.9%
327103		8	0.3%
329106		8	0.3%
330107		16	0.6%
330110		8	0.3%
402207		8	0.3%
402208		8	0.3%
403101		8	0.3%
403105		8	0.3%
403201		8	0.3%
403205		8	0.3%
403301		8	0.3%
404102		8	0.3%
404207		8	0.3%
404403		8	0.3%
405104		8	0.3%
405208		8	0.3%
405211		8	0.3%
405301		8	0.3%
405302		8	0.3%
406108		8	0.3%
406201		8	0.3%
406210		8	0.3%
406212		8	0.3%
406303		8	0.3%
407202		8	0.3%
407205		8	0.3%
407303		8	0.3%
407306		8	0.3%
408102		8	0.3%

File : CSEC40

SubCounty: Sub-county/division/town council

Value	Label	Cases	Percentage
408112		8	<div></div> 0.3%
408113		8	<div></div> 0.3%
409101		8	<div></div> 0.3%
409203		8	<div></div> 0.3%
409301		8	<div></div> 0.3%
410102		8	<div></div> 0.3%
410105		8	<div></div> 0.3%
410201		16	<div></div> 0.6%
410303		8	<div></div> 0.3%
411103		8	<div></div> 0.3%
411203		8	<div></div> 0.3%
411302		8	<div></div> 0.3%
411304		8	<div></div> 0.3%
411402		8	<div></div> 0.3%
411403		8	<div></div> 0.3%
412103		8	<div></div> 0.3%
412201		8	<div></div> 0.3%
412203		8	<div></div> 0.3%
414116		8	<div></div> 0.3%
415105		8	<div></div> 0.3%
415106		8	<div></div> 0.3%
415110		8	<div></div> 0.3%
415114		8	<div></div> 0.3%
417101		8	<div></div> 0.3%
417102		8	<div></div> 0.3%
417104		8	<div></div> 0.3%
417105		8	<div></div> 0.3%
417110		8	<div></div> 0.3%
417114		8	<div></div> 0.3%
418104		8	<div></div> 0.3%
418201		8	<div></div> 0.3%
418202		8	<div></div> 0.3%
418209		8	<div></div> 0.3%
419204		8	<div></div> 0.3%
420107		8	<div></div> 0.3%
420108		8	<div></div> 0.3%
421108		8	<div></div> 0.3%
422102		8	<div></div> 0.3%
423109		8	<div></div> 0.3%
426104		8	<div></div> 0.3%

Warning: these figures indicate the number of cases found in the data file. They cannot be interpreted as summary statistics of the population of interest.

Parish: Parish/ward

Information [Type= discrete] [Format=numeric] [Range= 10120402-42610402] [Missing=*]

File : CSEC40

Parish: Parish/ward

Statistics [NW/ W] [Valid=2560 /-] [Invalid=0 /-]

Value	Label	Cases	Percentage
10120402		8	<div></div> 0.3%
10210104		8	<div></div> 0.3%
10210108		8	<div></div> 0.3%
10210202		8	<div></div> 0.3%
10210205		8	<div></div> 0.3%
10210206		8	<div></div> 0.3%
10210208		8	<div></div> 0.3%
10210301		8	<div></div> 0.3%
10210302		8	<div></div> 0.3%
10210304		8	<div></div> 0.3%
10210305		16	<div></div> 0.6%
10210306		8	<div></div> 0.3%
10210308		8	<div></div> 0.3%
10210309		16	<div></div> 0.6%
10210312		8	<div></div> 0.3%
10210401		8	<div></div> 0.3%
10210402		8	<div></div> 0.3%
10210410		8	<div></div> 0.3%
10210411		8	<div></div> 0.3%
10210417		8	<div></div> 0.3%
10210419		8	<div></div> 0.3%
10210501		8	<div></div> 0.3%
10210503		8	<div></div> 0.3%
10210504		8	<div></div> 0.3%
10210510		8	<div></div> 0.3%
10210513		8	<div></div> 0.3%
10210515		8	<div></div> 0.3%
10210518		8	<div></div> 0.3%
10310505		8	<div></div> 0.3%
10410204		8	<div></div> 0.3%
10410403		8	<div></div> 0.3%
10410504		8	<div></div> 0.3%
10420804		8	<div></div> 0.3%
10510502		8	<div></div> 0.3%
10610101		8	<div></div> 0.3%
10610109		8	<div></div> 0.3%
10610606		8	<div></div> 0.3%
10710503		8	<div></div> 0.3%
10710505		8	<div></div> 0.3%
10720206		8	<div></div> 0.3%
10730203		8	<div></div> 0.3%
10730507		8	<div></div> 0.3%

File : CSEC40

Parish: Parish/ward

Value	Label	Cases	Percentage
10810603		8	0.3%
10830101		8	0.3%
10830105		8	0.3%
10830502		8	0.3%
11010501		8	0.3%
11020306		8	0.3%
11020401		8	0.3%
11020603		8	0.3%
11020704		8	0.3%
11030501		8	0.3%
11030601		8	0.3%
11110201		8	0.3%
11120204		8	0.3%
11120206		8	0.3%
11210203		8	0.3%
11210402		8	0.3%
11220301		8	0.3%
11220403		8	0.3%
11310504		8	0.3%
11310505		8	0.3%
11311102		8	0.3%
11311203		8	0.3%
11311302		8	0.3%
11311306		8	0.3%
11330301		16	0.6%
11330305		8	0.3%
11330403		8	0.3%
11330606		8	0.3%
11330701		8	0.3%
11510302		8	0.3%
11510403		8	0.3%
11520209		8	0.3%
11520307		8	0.3%
11520504		8	0.3%
11520703		8	0.3%
11610205		8	0.3%
11710308		8	0.3%
11710405		8	0.3%
11711003		16	0.6%
11810104		8	0.3%
11910303		8	0.3%
12010502		8	0.3%
12210206		8	0.3%

File : CSEC40

Parish: Parish/ward

Value	Label	Cases	Percentage
12210502		8	0.3%
12210602		8	0.3%
12310803		8	0.3%
12410106		8	0.3%
12410302		8	0.3%
12410401		8	0.3%
12410701		8	0.3%
12410802		8	0.3%
20110602		32	1.2%
20111009		8	0.3%
20320203		8	0.3%
20330101		8	0.3%
20330304		8	0.3%
20410103		8	0.3%
20410204		8	0.3%
20420301		8	0.3%
20430101		8	0.3%
20430102		8	0.3%
20430205		8	0.3%
20510401		8	0.3%
20710301		8	0.3%
20810214		32	1.2%
20810404		8	0.3%
20810713		8	0.3%
20920101		8	0.3%
20920104		8	0.3%
21020504		32	1.2%
21110105		8	0.3%
21110303		8	0.3%
21110603		8	0.3%
21210403		8	0.3%
21210504		8	0.3%
21220201		8	0.3%
21230502		8	0.3%
21231101		8	0.3%
21410104		8	0.3%
21410106		8	0.3%
21410202		8	0.3%
21410801		8	0.3%
21411301		8	0.3%
21411303		32	1.2%
21510902		8	0.3%
21511502		8	0.3%

File : CSEC40

Parish: Parish/ward

Value	Label	Cases	Percentage
21512002		8	<div></div> 0.3%
21620203		32	<div></div> 1.2%
21810302		8	<div></div> 0.3%
21811504		8	<div></div> 0.3%
21910313		8	<div></div> 0.3%
21910317		16	<div></div> 0.6%
22110902		8	<div></div> 0.3%
22110905		8	<div></div> 0.3%
22210602		8	<div></div> 0.3%
22310805		8	<div></div> 0.3%
22312002		8	<div></div> 0.3%
22312101		16	<div></div> 0.6%
22312103		8	<div></div> 0.3%
22312601		8	<div></div> 0.3%
22312801		8	<div></div> 0.3%
22410505		8	<div></div> 0.3%
22510304		8	<div></div> 0.3%
22511103		8	<div></div> 0.3%
22610101		8	<div></div> 0.3%
22610302		8	<div></div> 0.3%
22610303		8	<div></div> 0.3%
22610405		8	<div></div> 0.3%
22810203		8	<div></div> 0.3%
23010709		8	<div></div> 0.3%
23210104		8	<div></div> 0.3%
23220304		8	<div></div> 0.3%
30210102		8	<div></div> 0.3%
30220105		8	<div></div> 0.3%
30220107		8	<div></div> 0.3%
30220302		8	<div></div> 0.3%
30220405		8	<div></div> 0.3%
30220505		8	<div></div> 0.3%
30320102		8	<div></div> 0.3%
30320207		8	<div></div> 0.3%
30320405		8	<div></div> 0.3%
30340204		8	<div></div> 0.3%
30340401		8	<div></div> 0.3%
30340403		8	<div></div> 0.3%
30340507		8	<div></div> 0.3%
30350304		8	<div></div> 0.3%
30350402		8	<div></div> 0.3%
30410201		8	<div></div> 0.3%
30420401		8	<div></div> 0.3%

File : CSEC40

Parish: Parish/ward

Value	Label	Cases	Percentage
30420402		8	0.3%
30430104		8	0.3%
30510208		8	0.3%
30610203		8	0.3%
30610301		32	1.2%
30610601		8	0.3%
30710802		8	0.3%
30710803		8	0.3%
30720203		8	0.3%
30810206		8	0.3%
30910205		8	0.3%
30910305		8	0.3%
30920406		8	0.3%
31010202		8	0.3%
31020603		8	0.3%
31020604		8	0.3%
31020706		8	0.3%
31110302		32	1.2%
31130201		8	0.3%
31210502		8	0.3%
31310205		8	0.3%
31310403		8	0.3%
31410304		8	0.3%
31710101		8	0.3%
31710202		8	0.3%
31710605		8	0.3%
31810302		32	1.2%
31810705		8	0.3%
31811402		8	0.3%
31910303		8	0.3%
31910508		8	0.3%
31910702		8	0.3%
32010303		8	0.3%
32010808		8	0.3%
32110304		8	0.3%
32110505		8	0.3%
32110601		8	0.3%
32110706		8	0.3%
32210802		8	0.3%
32211104		8	0.3%
32310403		8	0.3%
32310604		8	0.3%
32310701		8	0.3%

File : CSEC40

Parish: Parish/ward

Value	Label	Cases	Percentage
32310802		8	<div></div> 0.3%
32510102		8	<div></div> 0.3%
32510305		8	<div></div> 0.3%
32510306		16	<div></div> 0.6%
32710303		8	<div></div> 0.3%
32910602		8	<div></div> 0.3%
33010701		8	<div></div> 0.3%
33010703		8	<div></div> 0.3%
33011001		8	<div></div> 0.3%
40220705		8	<div></div> 0.3%
40220805		8	<div></div> 0.3%
40310102		8	<div></div> 0.3%
40310505		8	<div></div> 0.3%
40320102		8	<div></div> 0.3%
40320504		8	<div></div> 0.3%
40330104		8	<div></div> 0.3%
40410203		8	<div></div> 0.3%
40420704		8	<div></div> 0.3%
40440303		8	<div></div> 0.3%
40510402		8	<div></div> 0.3%
40520803		8	<div></div> 0.3%
40521103		8	<div></div> 0.3%
40530104		8	<div></div> 0.3%
40530203		8	<div></div> 0.3%
40610804		8	<div></div> 0.3%
40620102		8	<div></div> 0.3%
40621003		8	<div></div> 0.3%
40621201		8	<div></div> 0.3%
40630307		8	<div></div> 0.3%
40720204		8	<div></div> 0.3%
40720501		8	<div></div> 0.3%
40730303		8	<div></div> 0.3%
40730604		8	<div></div> 0.3%
40810201		8	<div></div> 0.3%
40811202		8	<div></div> 0.3%
40811304		8	<div></div> 0.3%
40910104		8	<div></div> 0.3%
40920305		8	<div></div> 0.3%
40930103		8	<div></div> 0.3%
41010204		8	<div></div> 0.3%
41010502		8	<div></div> 0.3%
41020101		16	<div></div> 0.6%
41030306		8	<div></div> 0.3%

File : CSEC40

Parish: Parish/ward

Value	Label	Cases	Percentage	
41110301		8	<div></div>	0.3%
41120302		8	<div></div>	0.3%
41130202		8	<div></div>	0.3%
41130402		8	<div></div>	0.3%
41140202		8	<div></div>	0.3%
41140303		8	<div></div>	0.3%
41210304		8	<div></div>	0.3%
41220107		8	<div></div>	0.3%
41220304		8	<div></div>	0.3%
41411601		8	<div></div>	0.3%
41510502		8	<div></div>	0.3%
41510608		8	<div></div>	0.3%
41511004		8	<div></div>	0.3%
41511407		8	<div></div>	0.3%
41710101		8	<div></div>	0.3%
41710201		8	<div></div>	0.3%
41710401		8	<div></div>	0.3%
41710501		8	<div></div>	0.3%
41711004		8	<div></div>	0.3%
41711404		8	<div></div>	0.3%
41810403		8	<div></div>	0.3%
41820102		8	<div></div>	0.3%
41820201		8	<div></div>	0.3%
41820907		8	<div></div>	0.3%
41920402		8	<div></div>	0.3%
42010704		8	<div></div>	0.3%
42010803		8	<div></div>	0.3%
42110801		8	<div></div>	0.3%
42210204		8	<div></div>	0.3%
42310905		8	<div></div>	0.3%
42610402		8	<div></div>	0.3%

Warning: these figures indicate the number of cases found in the data file. They cannot be interpreted as summary statistics of the population of interest.

Villagecode: Village code

Information	[Type= discrete] [Format=numeric] [Range= 1012040204-4261040201] [Missing=*]			
Statistics [NW/ W]	[Valid=2560 /-] [Invalid=0 /-]			
Value	Label	Cases	Percentage	
1012040204		8	<div></div>	0.3%
1021010402		8	<div></div>	0.3%
1021010802		8	<div></div>	0.3%
1021020205		8	<div></div>	0.3%
1021020504		8	<div></div>	0.3%
1021020601		8	<div></div>	0.3%
1021020805		8	<div></div>	0.3%

File : CSEC40

Villagecode: Village code

Value	Label	Cases	Percentage
1021030109		8	0.3%
1021030203		8	0.3%
1021030412		8	0.3%
1021030504		8	0.3%
1021030509		8	0.3%
1021030606		8	0.3%
1021030803		8	0.3%
1021030904		16	0.6%
1021031208		8	0.3%
1021040102		8	0.3%
1021040203		8	0.3%
1021041002		8	0.3%
1021041118		8	0.3%
1021041701		8	0.3%
1021041903		8	0.3%
1021050106		8	0.3%
1021050307		8	0.3%
1021050405		8	0.3%
1021051004		8	0.3%
1021051305		8	0.3%
1021051506		8	0.3%
1021051832		8	0.3%
1031050505		8	0.3%
1041020405		8	0.3%
1041040304		8	0.3%
1041050403		8	0.3%
1042080404		8	0.3%
1051050201		8	0.3%
1061010108		8	0.3%
1061010902		8	0.3%
1061060602		8	0.3%
1071050302		8	0.3%
1071050503		8	0.3%
1072020601		8	0.3%
1073020305		8	0.3%
1073050702		8	0.3%
1081060309		8	0.3%
1083010101		8	0.3%
1083010505		8	0.3%
1083050204		8	0.3%
1101050107		8	0.3%
1102030601		8	0.3%
1102040107		8	0.3%

File : CSEC40

Villagecode: Village code

Value	Label	Cases	Percentage	
1102060309		8	<div></div>	0.3%
1102070403		8	<div></div>	0.3%
1103050102		8	<div></div>	0.3%
1103060102		8	<div></div>	0.3%
1111020105		8	<div></div>	0.3%
1112020403		8	<div></div>	0.3%
1112020618		8	<div></div>	0.3%
1121020302		8	<div></div>	0.3%
1121040209		8	<div></div>	0.3%
1122030104		8	<div></div>	0.3%
1122040303		8	<div></div>	0.3%
1131050402		8	<div></div>	0.3%
1131050505		8	<div></div>	0.3%
1131110205		8	<div></div>	0.3%
1131120307		8	<div></div>	0.3%
1131130204		8	<div></div>	0.3%
1131130602		8	<div></div>	0.3%
1133030101		8	<div></div>	0.3%
1133030109		8	<div></div>	0.3%
1133030504		8	<div></div>	0.3%
1133040308		8	<div></div>	0.3%
1133060601		8	<div></div>	0.3%
1133070102		8	<div></div>	0.3%
1151030204		8	<div></div>	0.3%
1151040307		8	<div></div>	0.3%
1152020907		8	<div></div>	0.3%
1152030702		8	<div></div>	0.3%
1152050405		8	<div></div>	0.3%
1152070306		8	<div></div>	0.3%
1161020501		8	<div></div>	0.3%
1171030802		8	<div></div>	0.3%
1171040504		8	<div></div>	0.3%
1171100309		8	<div></div>	0.3%
1171100312		8	<div></div>	0.3%
1181010407		8	<div></div>	0.3%
1191030304		8	<div></div>	0.3%
1201050202		8	<div></div>	0.3%
1221020604		8	<div></div>	0.3%
1221050203		8	<div></div>	0.3%
1221060206		8	<div></div>	0.3%
1231080303		8	<div></div>	0.3%
1241010603		8	<div></div>	0.3%
1241030216		8	<div></div>	0.3%

File : CSEC40

Villagecode: Village code

Value	Label	Cases	Percentage
1241040102		8	0.3%
1241070106		8	0.3%
1241080210		8	0.3%
2011060205		32	1.2%
2011100902		8	0.3%
2032020304		8	0.3%
2033010101		8	0.3%
2033030403		8	0.3%
2041010302		8	0.3%
2041020405		8	0.3%
2042030105		8	0.3%
2043010103		8	0.3%
2043010202		8	0.3%
2043020514		8	0.3%
2051040101		8	0.3%
2071030105		8	0.3%
2081021402		32	1.2%
2081040401		8	0.3%
2081071301		8	0.3%
2092010105		8	0.3%
2092010401		8	0.3%
2102050401		32	1.2%
2111010504		8	0.3%
2111030302		8	0.3%
2111060303		8	0.3%
2121040306		8	0.3%
2121050407		8	0.3%
2122020101		8	0.3%
2123050204		8	0.3%
2123110101		8	0.3%
2141010403		8	0.3%
2141010604		8	0.3%
2141020206		8	0.3%
2141080105		8	0.3%
2141130103		8	0.3%
2141130307		32	1.2%
2151090208		8	0.3%
2151150202		8	0.3%
2151200204		8	0.3%
2162020306		32	1.2%
2181030213		8	0.3%
2181150401		8	0.3%
2191031301		8	0.3%

File : CSEC40

Villagecode: Village code

Value	Label	Cases	Percentage
2191031702		16	<div></div> 0.6%
2211090203		8	<div></div> 0.3%
2211090505		8	<div></div> 0.3%
2221060201		8	<div></div> 0.3%
2231080506		8	<div></div> 0.3%
2231200204		8	<div></div> 0.3%
2231210104		8	<div></div> 0.3%
2231210105		8	<div></div> 0.3%
2231210302		8	<div></div> 0.3%
2231260115		8	<div></div> 0.3%
2231280102		8	<div></div> 0.3%
2241050511		8	<div></div> 0.3%
2251030415		8	<div></div> 0.3%
2251110322		8	<div></div> 0.3%
2261010102		8	<div></div> 0.3%
2261030205		8	<div></div> 0.3%
2261030301		8	<div></div> 0.3%
2261040510		8	<div></div> 0.3%
2281020304		8	<div></div> 0.3%
2301070905		8	<div></div> 0.3%
2321010406		8	<div></div> 0.3%
2322030405		8	<div></div> 0.3%
3021010215		8	<div></div> 0.3%
3022010508		8	<div></div> 0.3%
3022010708		8	<div></div> 0.3%
3022030205		8	<div></div> 0.3%
3022040505		8	<div></div> 0.3%
3022050502		8	<div></div> 0.3%
3032010205		8	<div></div> 0.3%
3032020706		8	<div></div> 0.3%
3032040506		8	<div></div> 0.3%
3034020408		8	<div></div> 0.3%
3034040102		8	<div></div> 0.3%
3034040304		8	<div></div> 0.3%
3034050711		8	<div></div> 0.3%
3035030411		8	<div></div> 0.3%
3035040205		8	<div></div> 0.3%
3041020101		8	<div></div> 0.3%
3042040105		8	<div></div> 0.3%
3042040201		8	<div></div> 0.3%
3043010404		8	<div></div> 0.3%
3051020803		8	<div></div> 0.3%
3061020306		8	<div></div> 0.3%

File : CSEC40

Villagecode: Village code

Value	Label	Cases	Percentage
3061030101		32	<div></div> 1.2%
3061060103		8	<div></div> 0.3%
3071080206		8	<div></div> 0.3%
3071080301		8	<div></div> 0.3%
3072020302		8	<div></div> 0.3%
3081020606		8	<div></div> 0.3%
3091020502		8	<div></div> 0.3%
3091030501		8	<div></div> 0.3%
3092040606		8	<div></div> 0.3%
3101020203		8	<div></div> 0.3%
3102060309		8	<div></div> 0.3%
3102060408		8	<div></div> 0.3%
3102070603		8	<div></div> 0.3%
3111030202		32	<div></div> 1.2%
3113020101		8	<div></div> 0.3%
3121050202		8	<div></div> 0.3%
3131020505		8	<div></div> 0.3%
3131040312		8	<div></div> 0.3%
3141030403		8	<div></div> 0.3%
3171010102		8	<div></div> 0.3%
3171020201		8	<div></div> 0.3%
3171060512		8	<div></div> 0.3%
3181030204		32	<div></div> 1.2%
3181070501		8	<div></div> 0.3%
3181140207		8	<div></div> 0.3%
3191030304		8	<div></div> 0.3%
3191050803		8	<div></div> 0.3%
3191070202		8	<div></div> 0.3%
3201030323		8	<div></div> 0.3%
3201080801		8	<div></div> 0.3%
3211030405		8	<div></div> 0.3%
3211050502		8	<div></div> 0.3%
3211060105		8	<div></div> 0.3%
3211070617		8	<div></div> 0.3%
3221080206		8	<div></div> 0.3%
3221110412		8	<div></div> 0.3%
3231040301		8	<div></div> 0.3%
3231060409		8	<div></div> 0.3%
3231070104		8	<div></div> 0.3%
3231080204		8	<div></div> 0.3%
3251010205		8	<div></div> 0.3%
3251030508		8	<div></div> 0.3%
3251030601		8	<div></div> 0.3%

File : CSEC40

Villagecode: Village code

Value	Label	Cases	Percentage	
3251030602		8	<div></div>	0.3%
3271030305		8	<div></div>	0.3%
3291060206		8	<div></div>	0.3%
3301070101		8	<div></div>	0.3%
3301070303		8	<div></div>	0.3%
3301100102		8	<div></div>	0.3%
4022070507		8	<div></div>	0.3%
4022080505		8	<div></div>	0.3%
4031010202		8	<div></div>	0.3%
4031050502		8	<div></div>	0.3%
4032010205		8	<div></div>	0.3%
4032050403		8	<div></div>	0.3%
4033010412		8	<div></div>	0.3%
4041020302		8	<div></div>	0.3%
4042070409		8	<div></div>	0.3%
4044030303		8	<div></div>	0.3%
4051040205		8	<div></div>	0.3%
4052080304		8	<div></div>	0.3%
4052110310		8	<div></div>	0.3%
4053010409		8	<div></div>	0.3%
4053020304		8	<div></div>	0.3%
4061080401		8	<div></div>	0.3%
4062010203		8	<div></div>	0.3%
4062100306		8	<div></div>	0.3%
4062120102		8	<div></div>	0.3%
4063030706		8	<div></div>	0.3%
4072020402		8	<div></div>	0.3%
4072050104		8	<div></div>	0.3%
4073030305		8	<div></div>	0.3%
4073060419		8	<div></div>	0.3%
4081020104		8	<div></div>	0.3%
4081120206		8	<div></div>	0.3%
4081130406		8	<div></div>	0.3%
4091010401		8	<div></div>	0.3%
4092030509		8	<div></div>	0.3%
4093010304		8	<div></div>	0.3%
4101020405		8	<div></div>	0.3%
4101050204		8	<div></div>	0.3%
4102010106		8	<div></div>	0.3%
4102010107		8	<div></div>	0.3%
4103030601		8	<div></div>	0.3%
4111030105		8	<div></div>	0.3%
4112030202		8	<div></div>	0.3%

File : CSEC40

Villagecode: Village code

Value	Label	Cases	Percentage	
4113020204		8	<div></div>	0.3%
4113040203		8	<div></div>	0.3%
4114020204		8	<div></div>	0.3%
4114030308		8	<div></div>	0.3%
4121030414		8	<div></div>	0.3%
4122010704		8	<div></div>	0.3%
4122030405		8	<div></div>	0.3%
4141160106		8	<div></div>	0.3%
4151050204		8	<div></div>	0.3%
4151060812		8	<div></div>	0.3%
4151100404		8	<div></div>	0.3%
4151140703		8	<div></div>	0.3%
4171010109		8	<div></div>	0.3%
4171020103		8	<div></div>	0.3%
4171040107		8	<div></div>	0.3%
4171050107		8	<div></div>	0.3%
4171100404		8	<div></div>	0.3%
4171140402		8	<div></div>	0.3%
4181040301		8	<div></div>	0.3%
4182010203		8	<div></div>	0.3%
4182020104		8	<div></div>	0.3%
4182090702		8	<div></div>	0.3%
4192040205		8	<div></div>	0.3%
4201070403		8	<div></div>	0.3%
4201080309		8	<div></div>	0.3%
4211080107		8	<div></div>	0.3%
4221020401		8	<div></div>	0.3%
4231090509		8	<div></div>	0.3%
4261040201		8	<div></div>	0.3%

Warning: these figures indicate the number of cases found in the data file. They cannot be interpreted as summary statistics of the population of interest.

position_ID: CFHealthStaffing

Information		[Type= discrete] [Format=numeric] [Range= 1-8] [Missing=*]		
Statistics [NW/ W]		[Valid=2560 /-] [Invalid=0 /-]		
Value	Label	Cases	Percentage	
1	Doctors	320		12.5%
2	Nurses	320		12.5%
3	Allied medical workers	320		12.5%
4	Laboratory technicians	320		12.5%
5	Nursing assistants	320		12.5%
6	Support staff	320		12.5%
7	Midwives	320		12.5%
8	Dispenser/pharmacist	320		12.5%

Warning: these figures indicate the number of cases found in the data file. They cannot be interpreted as summary statistics of the population of interest.

File : CSEC40

C40Q116A: How many positions have not been filled (consider the official ceiling required)

Information	[Type= continuous] [Format=numeric] [Range= 0-42] [Missing=*]
Statistics [NW/ W]	[Valid=2150 /-] [Invalid=410 /-]

C40Q116B: How many positions have not been vacant (consider the official ceilin

Information	[Type= continuous] [Format=numeric] [Range= 0-11] [Missing=*]
Statistics [NW/ W]	[Valid=2139 /-] [Invalid=421 /-]

C40Q116A_V2: How many positions have not been filled (consider the official ceiling required) v2

Information	[Type= continuous] [Format=numeric] [Range= 0-39] [Missing=*]
Statistics [NW/ W]	[Valid=1649 /-] [Invalid=911 /-]

C40Q116B_V2: How many positions have not been vacant (consider the official ceiling required) v2

Information	[Type= continuous] [Format=numeric] [Range= 0-8] [Missing=*]
Statistics [NW/ W]	[Valid=1649 /-] [Invalid=911 /-]

Health_Response: Health Response Status

Information	[Type= discrete] [Format=numeric] [Range= 1-3] [Missing=*]
Statistics [NW/ W]	[Valid=2352 /-] [Invalid=208 /-]

Value	Label	Cases	Percentage
1	Completed	1752	<div></div> 74.5%
2	Partially Done	176	<div></div> 7.5%
3	Not Done	424	<div></div> 18.0%
Sysmiss		208	

Warning: these figures indicate the number of cases found in the data file. They cannot be interpreted as summary statistics of the population of interest.

Reason_Health_Not_Done: Reason Health not done:

Information	[Type= discrete] [Format=character] [Missing=*]
Statistics [NW/ W]	[Valid=400 /-] [Invalid=0 /-]

Value	Label	Cases	Percentage
Available facility is a hospital NAGURU		8	<div></div> 2.0%
FACILITY MAINLY USED IS HOSPITAL		8	<div></div> 2.0%
Facility not open. Staff absenteeism.		8	<div></div> 2.0%
HEALTH CENTRE DEMOLISHED FOR RENOVATION		8	<div></div> 2.0%
HEALTH WORK NOT FOUND TO BE DONE DURING THE 2nd VISIT		8	<div></div> 2.0%
Hospital		8	<div></div> 2.0%
Hospital Level		8	<div></div> 2.0%

File : CSEC40

Reason_Health_Not_Done: Reason Health not done:

Value	Label	Cases	Percentage
Hospital is most common Facility		8	2.0%
Hospital level		8	2.0%
IN CHARGE & ASSISTANT IN WORKSOP FOR A WEEK. TO BE DONE DURING SECOND VISIST		8	2.0%
IN CHARGE NOT AROUND TO BE CAPTURED DURING 2nd VISIT		8	2.0%
INCHARGE HAD GONE TO THE REFUGEE CAMP FOR A MEETING		8	2.0%
INCHARGE NEEDED AN INTRODUCTOR LETTER FROM THE DISTRICT HEALTH OFFFICER		8	2.0%
INCHARGE NOT AROUND & OTHERS WERE TOO BUSY TO ATTEND TO ME		8	2.0%
Main facility is a Hospital		8	2.0%
NO BODY WAS AT THE HEALTH CENTER/ IT WAS LOCKED FOR THE THREE DAS WE WERE IN THE EA		8	2.0%
NOT DONE, ITS A WEEKEND		8	2.0%
Not there. Go to mainland at different locations		8	2.0%
Refferal Hospital		24	6.0%
Refferal hospital		8	2.0%
THE COMMUNITY		8	2.0%

File : CSEC40

Reason_Health_Not_Done: Reason Health not done:

Value	Label	Cases	Percentage
MAINLY USES LUBAGA HOSPITAL			
THE COMMUNITY MEMBERS ACCESS THEIR TREATMENT FROM NAGURU HOSPITAL		8	<div></div> 2.0%
THE COMMUNITY USE MASINDI HOSPITAL		8	<div></div> 2.0%
THE COMMUNITY USE KAGADI HOSPITAL		8	<div></div> 2.0%
THE COMMUNITY USES A HOSPITAL		8	<div></div> 2.0%
THE COMMUNITY USES THE HOSPITAL		8	<div></div> 2.0%
THE COMMUNITY USES THE HOSPITAL HENCE NOT DATA IS COLLECTED FROM .		8	<div></div> 2.0%
THE ONE RESPONSIBLE FOR ANSWERING WASNT PRESENT. WILL DO IT NEXT VISIT		8	<div></div> 2.0%
THEY HAD ALL GONE FOR OUTREACH(THEY ARE ONLY TWO)		8	<div></div> 2.0%
THEY USE A PRIVATE HOSPITAL & P7 PUPILS HAD ALREADY LEFT SCHOOL.		8	<div></div> 2.0%

File : CSEC40

Reason_Health_Not_Done: Reason Health not done:

Value	Label	Cases	Percentage
THEY USE NAGURU HOSPITAL		8	2.0%
The Community uses the Referral Hospital		8	2.0%
The community members mainly go to Entebbe hospital		8	2.0%
They use a hospital called buloba st. francis hospital		8	2.0%
They use the main Hospital KAYUNGA HOSPITAL		8	2.0%
WEEKEND		8	2.0%
data collected by another team in trip 1		8	2.0%
done by another team in trip 1		8	2.0%
it's a government hospital (st francis buluba hospital)		8	2.0%
no health centre at the island		8	2.0%
staff gone on outreach		16	4.0%
the community now uses Mulago Hospital after the HC has been demolished for renovation		8	2.0%
the community uses Naguru Hospital		8	2.0%
the community uses a private hospital		8	2.0%
they mainly use Nsambya hospital		8	2.0%
they use a gov't hospital (kamuli hospital)		8	2.0%
weekend		8	2.0%

Warning: these figures indicate the number of cases found in the data file. They cannot be interpreted as summary statistics of the population of interest.

File : CSEC4P

District_Name: District name

Information [Type= discrete] [Format=numeric] [Range= 101-426] [Missing=*]

Statistics [NW/ W] [Valid=3126 /-] [Invalid=0 /-]

Value	Label	Cases	Percentage
101		1	0.0%
102		332	10.6%
103		1	0.0%
104		49	1.6%
105		6	0.2%
106		16	0.5%
107		22	0.7%
108		60	1.9%
110		48	1.5%
111		41	1.3%
112		37	1.2%
113		71	2.3%
115		49	1.6%
116		8	0.3%
117		27	0.9%
118		16	0.5%
119		12	0.4%
120		1	0.0%
122		53	1.7%
123		1	0.0%
124		50	1.6%
201		58	1.9%
203		14	0.4%
204		131	4.2%
205		1	0.0%
207		4	0.1%
208		44	1.4%
209		16	0.5%
210		24	0.8%
211		16	0.5%
212		46	1.5%
214		46	1.5%
215		30	1.0%
216		72	2.3%
218		21	0.7%
219		72	2.3%
221		24	0.8%
222		19	0.6%
223		62	2.0%
224		5	0.2%
225		27	0.9%

File : CSEC4P

District_Name: District name

Value	Label	Cases	Percentage
226		47	<div></div> 1.5%
228		18	<div></div> 0.6%
230		1	<div></div> 0.0%
232		52	<div></div> 1.7%
302		64	<div></div> 2.0%
303		56	<div></div> 1.8%
304		62	<div></div> 2.0%
305		1	<div></div> 0.0%
306		16	<div></div> 0.5%
307		33	<div></div> 1.1%
308		24	<div></div> 0.8%
309		11	<div></div> 0.4%
310		23	<div></div> 0.7%
311		62	<div></div> 2.0%
312		4	<div></div> 0.1%
313		15	<div></div> 0.5%
314		16	<div></div> 0.5%
317		21	<div></div> 0.7%
318		56	<div></div> 1.8%
319		16	<div></div> 0.5%
320		34	<div></div> 1.1%
321		28	<div></div> 0.9%
322		14	<div></div> 0.4%
323		67	<div></div> 2.1%
325		64	<div></div> 2.0%
327		20	<div></div> 0.6%
329		17	<div></div> 0.5%
330		75	<div></div> 2.4%
402		40	<div></div> 1.3%
403		50	<div></div> 1.6%
404		32	<div></div> 1.0%
405		60	<div></div> 1.9%
406		33	<div></div> 1.1%
407		27	<div></div> 0.9%
408		31	<div></div> 1.0%
409		9	<div></div> 0.3%
410		33	<div></div> 1.1%
411		51	<div></div> 1.6%
412		19	<div></div> 0.6%
414		12	<div></div> 0.4%
415		55	<div></div> 1.8%
417		42	<div></div> 1.3%
418		28	<div></div> 0.9%

File : CSEC4P

District_Name: District name

Value	Label	Cases	Percentage
419		14	0.4%
420		19	0.6%
421		4	0.1%
422		14	0.4%
423		1	0.0%
426		2	0.1%

Warning: these figures indicate the number of cases found in the data file. They cannot be interpreted as summary statistics of the population of interest.

SubCounty: Sub-county/division/town council

Information	[Type= discrete] [Format=numeric] [Range= 101204-426104] [Missing=*]
Statistics [NW/ W]	[Valid=3126 /-] [Invalid=0 /-]

Value	Label	Cases	Percentage
101204		1	0.0%
102101		2	0.1%
102102		58	1.9%
102103		199	6.4%
102104		66	2.1%
102105		7	0.2%
103105		1	0.0%
104102		1	0.0%
104104		14	0.4%
104105		20	0.6%
104208		14	0.4%
105105		6	0.2%
106101		2	0.1%
106106		14	0.4%
107105		2	0.1%
107202		1	0.0%
107302		6	0.2%
107305		13	0.4%
108106		17	0.5%
108301		32	1.0%
108305		11	0.4%
110105		4	0.1%
110203		11	0.4%
110204		5	0.2%
110206		8	0.3%
110207		3	0.1%
110305		5	0.2%
110306		12	0.4%
111102		1	0.0%
111202		40	1.3%
112102		14	0.4%
112104		16	0.5%

File : CSEC4P

SubCounty: Sub-county/division/town council

Value	Label	Cases	Percentage
112203		6	0.2%
112204		1	0.0%
113105		8	0.3%
113111		4	0.1%
113112		23	0.7%
113113		10	0.3%
113303		20	0.6%
113304		1	0.0%
113306		1	0.0%
113307		4	0.1%
115103		1	0.0%
115104		14	0.4%
115202		11	0.4%
115203		1	0.0%
115205		17	0.5%
115207		5	0.2%
116102		8	0.3%
117103		1	0.0%
117104		1	0.0%
117110		25	0.8%
118101		16	0.5%
119103		12	0.4%
120105		1	0.0%
122102		26	0.8%
122105		17	0.5%
122106		10	0.3%
123108		1	0.0%
124101		18	0.6%
124103		6	0.2%
124104		1	0.0%
124107		5	0.2%
124108		20	0.6%
201106		54	1.7%
201110		4	0.1%
203202		2	0.1%
203301		6	0.2%
203303		6	0.2%
204101		50	1.6%
204102		18	0.6%
204203		4	0.1%
204301		42	1.3%
204302		17	0.5%
205104		1	0.0%

File : CSEC4P

SubCounty: Sub-county/division/town council

Value	Label	Cases	Percentage
207103		4	0.1%
208102		18	0.6%
208104		7	0.2%
208107		19	0.6%
209201		16	0.5%
210205		24	0.8%
211101		5	0.2%
211103		6	0.2%
211106		5	0.2%
212104		10	0.3%
212105		14	0.4%
212202		5	0.2%
212305		1	0.0%
212311		16	0.5%
214101		2	0.1%
214102		6	0.2%
214108		1	0.0%
214113		37	1.2%
215109		12	0.4%
215115		1	0.0%
215120		17	0.5%
216202		72	2.3%
218103		3	0.1%
218115		18	0.6%
219103		72	2.3%
221109		24	0.8%
222106		19	0.6%
223108		8	0.3%
223120		12	0.4%
223121		19	0.6%
223126		10	0.3%
223128		13	0.4%
224105		5	0.2%
225103		14	0.4%
225111		13	0.4%
226101		17	0.5%
226103		23	0.7%
226104		7	0.2%
228102		18	0.6%
230107		1	0.0%
232101		32	1.0%
232203		20	0.6%
302101		5	0.2%

File : CSEC4P

SubCounty: Sub-county/division/town council

Value	Label	Cases	Percentage
302201		33	<div></div> 1.1%
302203		1	<div></div> 0.0%
302204		6	<div></div> 0.2%
302205		19	<div></div> 0.6%
303201		1	<div></div> 0.0%
303202		15	<div></div> 0.5%
303204		1	<div></div> 0.0%
303402		6	<div></div> 0.2%
303404		2	<div></div> 0.1%
303405		10	<div></div> 0.3%
303503		8	<div></div> 0.3%
303504		13	<div></div> 0.4%
304102		19	<div></div> 0.6%
304204		30	<div></div> 1.0%
304301		13	<div></div> 0.4%
305102		1	<div></div> 0.0%
306102		1	<div></div> 0.0%
306103		2	<div></div> 0.1%
306106		13	<div></div> 0.4%
307108		32	<div></div> 1.0%
307202		1	<div></div> 0.0%
308102		24	<div></div> 0.8%
309102		1	<div></div> 0.0%
309103		5	<div></div> 0.2%
309204		5	<div></div> 0.2%
310102		15	<div></div> 0.5%
310206		7	<div></div> 0.2%
310207		1	<div></div> 0.0%
311103		50	<div></div> 1.6%
311302		12	<div></div> 0.4%
312105		4	<div></div> 0.1%
313102		11	<div></div> 0.4%
313104		4	<div></div> 0.1%
314103		16	<div></div> 0.5%
317101		3	<div></div> 0.1%
317102		17	<div></div> 0.5%
317106		1	<div></div> 0.0%
318103		42	<div></div> 1.3%
318107		8	<div></div> 0.3%
318114		6	<div></div> 0.2%
319103		1	<div></div> 0.0%
319105		14	<div></div> 0.4%
319107		1	<div></div> 0.0%

File : CSEC4P

SubCounty: Sub-county/division/town council

Value	Label	Cases	Percentage
320103		18	<div></div> 0.6%
320108		16	<div></div> 0.5%
321103		8	<div></div> 0.3%
321105		5	<div></div> 0.2%
321106		7	<div></div> 0.2%
321107		8	<div></div> 0.3%
322108		7	<div></div> 0.2%
322111		7	<div></div> 0.2%
323104		1	<div></div> 0.0%
323106		33	<div></div> 1.1%
323107		13	<div></div> 0.4%
323108		20	<div></div> 0.6%
325101		7	<div></div> 0.2%
325103		57	<div></div> 1.8%
327103		20	<div></div> 0.6%
329106		17	<div></div> 0.5%
330107		58	<div></div> 1.9%
330110		17	<div></div> 0.5%
402207		22	<div></div> 0.7%
402208		18	<div></div> 0.6%
403101		11	<div></div> 0.4%
403105		14	<div></div> 0.4%
403201		12	<div></div> 0.4%
403205		12	<div></div> 0.4%
403301		1	<div></div> 0.0%
404102		9	<div></div> 0.3%
404207		17	<div></div> 0.5%
404403		6	<div></div> 0.2%
405104		15	<div></div> 0.5%
405208		8	<div></div> 0.3%
405211		20	<div></div> 0.6%
405301		1	<div></div> 0.0%
405302		16	<div></div> 0.5%
406108		11	<div></div> 0.4%
406201		3	<div></div> 0.1%
406210		9	<div></div> 0.3%
406212		3	<div></div> 0.1%
406303		7	<div></div> 0.2%
407202		12	<div></div> 0.4%
407205		1	<div></div> 0.0%
407303		1	<div></div> 0.0%
407306		13	<div></div> 0.4%
408102		1	<div></div> 0.0%

File : CSEC4P

SubCounty: Sub-county/division/town council

Value	Label	Cases	Percentage
408112		14	0.4%
408113		16	0.5%
409101		1	0.0%
409203		7	0.2%
409301		1	0.0%
410102		2	0.1%
410105		1	0.0%
410201		14	0.4%
410303		16	0.5%
411103		5	0.2%
411203		21	0.7%
411302		1	0.0%
411304		6	0.2%
411402		13	0.4%
411403		5	0.2%
412103		10	0.3%
412201		6	0.2%
412203		3	0.1%
414116		12	0.4%
415105		16	0.5%
415106		20	0.6%
415110		9	0.3%
415114		10	0.3%
417101		4	0.1%
417102		1	0.0%
417104		3	0.1%
417105		30	1.0%
417110		2	0.1%
417114		2	0.1%
418104		1	0.0%
418201		8	0.3%
418202		3	0.1%
418209		16	0.5%
419204		14	0.4%
420107		9	0.3%
420108		10	0.3%
421108		4	0.1%
422102		14	0.4%
423109		1	0.0%
426104		2	0.1%

Warning: these figures indicate the number of cases found in the data file. They cannot be interpreted as summary statistics of the population of interest.

Parish: Parish/ward

Information [Type= discrete] [Format=numeric] [Range= 10120402-42610402] [Missing=*]

File : CSEC4P

Parish: Parish/ward

Statistics [NW/ W] [Valid=3126 /-] [Invalid=0 /-]

Value	Label	Cases	Percentage
10120402		1	0.0%
10210104		1	0.0%
10210108		1	0.0%
10210202		1	0.0%
10210205		1	0.0%
10210206		6	0.2%
10210208		50	1.6%
10210301		1	0.0%
10210302		64	2.0%
10210304		1	0.0%
10210305		2	0.1%
10210306		1	0.0%
10210308		1	0.0%
10210309		128	4.1%
10210312		1	0.0%
10210401		4	0.1%
10210402		1	0.0%
10210410		58	1.9%
10210411		1	0.0%
10210417		1	0.0%
10210419		1	0.0%
10210501		1	0.0%
10210503		1	0.0%
10210504		1	0.0%
10210510		1	0.0%
10210513		1	0.0%
10210515		1	0.0%
10210518		1	0.0%
10310505		1	0.0%
10410204		1	0.0%
10410403		14	0.4%
10410504		20	0.6%
10420804		14	0.4%
10510502		6	0.2%
10610101		1	0.0%
10610109		1	0.0%
10610606		14	0.4%
10710503		1	0.0%
10710505		1	0.0%
10720206		1	0.0%
10730203		6	0.2%
10730507		13	0.4%

File : CSEC4P

Parish: Parish/ward

Value	Label	Cases	Percentage
10810603		17	<div></div> 0.5%
10830101		16	<div></div> 0.5%
10830105		16	<div></div> 0.5%
10830502		11	<div></div> 0.4%
11010501		4	<div></div> 0.1%
11020306		11	<div></div> 0.4%
11020401		5	<div></div> 0.2%
11020603		8	<div></div> 0.3%
11020704		3	<div></div> 0.1%
11030501		5	<div></div> 0.2%
11030601		12	<div></div> 0.4%
11110201		1	<div></div> 0.0%
11120204		20	<div></div> 0.6%
11120206		20	<div></div> 0.6%
11210203		14	<div></div> 0.4%
11210402		16	<div></div> 0.5%
11220301		6	<div></div> 0.2%
11220403		1	<div></div> 0.0%
11310504		4	<div></div> 0.1%
11310505		4	<div></div> 0.1%
11311102		4	<div></div> 0.1%
11311203		23	<div></div> 0.7%
11311302		1	<div></div> 0.0%
11311306		9	<div></div> 0.3%
11330301		15	<div></div> 0.5%
11330305		5	<div></div> 0.2%
11330403		1	<div></div> 0.0%
11330606		1	<div></div> 0.0%
11330701		4	<div></div> 0.1%
11510302		1	<div></div> 0.0%
11510403		14	<div></div> 0.4%
11520209		11	<div></div> 0.4%
11520307		1	<div></div> 0.0%
11520504		17	<div></div> 0.5%
11520703		5	<div></div> 0.2%
11610205		8	<div></div> 0.3%
11710308		1	<div></div> 0.0%
11710405		1	<div></div> 0.0%
11711003		25	<div></div> 0.8%
11810104		16	<div></div> 0.5%
11910303		12	<div></div> 0.4%
12010502		1	<div></div> 0.0%
12210206		26	<div></div> 0.8%

File : CSEC4P

Parish: Parish/ward

Value	Label	Cases	Percentage
12210502		17	<div></div> 0.5%
12210602		10	<div></div> 0.3%
12310803		1	<div></div> 0.0%
12410106		18	<div></div> 0.6%
12410302		6	<div></div> 0.2%
12410401		1	<div></div> 0.0%
12410701		5	<div></div> 0.2%
12410802		20	<div></div> 0.6%
20110602		54	<div></div> 1.7%
20111009		4	<div></div> 0.1%
20320203		2	<div></div> 0.1%
20330101		6	<div></div> 0.2%
20330304		6	<div></div> 0.2%
20410103		50	<div></div> 1.6%
20410204		18	<div></div> 0.6%
20420301		4	<div></div> 0.1%
20430101		35	<div></div> 1.1%
20430102		7	<div></div> 0.2%
20430205		17	<div></div> 0.5%
20510401		1	<div></div> 0.0%
20710301		4	<div></div> 0.1%
20810214		18	<div></div> 0.6%
20810404		7	<div></div> 0.2%
20810713		19	<div></div> 0.6%
20920101		15	<div></div> 0.5%
20920104		1	<div></div> 0.0%
21020504		24	<div></div> 0.8%
21110105		5	<div></div> 0.2%
21110303		6	<div></div> 0.2%
21110603		5	<div></div> 0.2%
21210403		10	<div></div> 0.3%
21210504		14	<div></div> 0.4%
21220201		5	<div></div> 0.2%
21230502		1	<div></div> 0.0%
21231101		16	<div></div> 0.5%
21410104		1	<div></div> 0.0%
21410106		1	<div></div> 0.0%
21410202		6	<div></div> 0.2%
21410801		1	<div></div> 0.0%
21411301		5	<div></div> 0.2%
21411303		32	<div></div> 1.0%
21510902		12	<div></div> 0.4%
21511502		1	<div></div> 0.0%

File : CSEC4P

Parish: Parish/ward

Value	Label	Cases	Percentage
21512002		17	<div><div></div></div> 0.5%
21620203		72	<div><div></div></div> 2.3%
21810302		3	<div><div></div></div> 0.1%
21811504		18	<div><div></div></div> 0.6%
21910313		24	<div><div></div></div> 0.8%
21910317		48	<div><div></div></div> 1.5%
22110902		21	<div><div></div></div> 0.7%
22110905		3	<div><div></div></div> 0.1%
22210602		19	<div><div></div></div> 0.6%
22310805		8	<div><div></div></div> 0.3%
22312002		12	<div><div></div></div> 0.4%
22312101		18	<div><div></div></div> 0.6%
22312103		1	<div><div></div></div> 0.0%
22312601		10	<div><div></div></div> 0.3%
22312801		13	<div><div></div></div> 0.4%
22410505		5	<div><div></div></div> 0.2%
22510304		14	<div><div></div></div> 0.4%
22511103		13	<div><div></div></div> 0.4%
22610101		17	<div><div></div></div> 0.5%
22610302		19	<div><div></div></div> 0.6%
22610303		4	<div><div></div></div> 0.1%
22610405		7	<div><div></div></div> 0.2%
22810203		18	<div><div></div></div> 0.6%
23010709		1	<div><div></div></div> 0.0%
23210104		32	<div><div></div></div> 1.0%
23220304		20	<div><div></div></div> 0.6%
30210102		5	<div><div></div></div> 0.2%
30220105		12	<div><div></div></div> 0.4%
30220107		21	<div><div></div></div> 0.7%
30220302		1	<div><div></div></div> 0.0%
30220405		6	<div><div></div></div> 0.2%
30220505		19	<div><div></div></div> 0.6%
30320102		1	<div><div></div></div> 0.0%
30320207		15	<div><div></div></div> 0.5%
30320405		1	<div><div></div></div> 0.0%
30340204		6	<div><div></div></div> 0.2%
30340401		1	<div><div></div></div> 0.0%
30340403		1	<div><div></div></div> 0.0%
30340507		10	<div><div></div></div> 0.3%
30350304		8	<div><div></div></div> 0.3%
30350402		13	<div><div></div></div> 0.4%
30410201		19	<div><div></div></div> 0.6%
30420401		13	<div><div></div></div> 0.4%

File : CSEC4P

Parish: Parish/ward

Value	Label	Cases	Percentage
30420402		17	0.5%
30430104		13	0.4%
30510208		1	0.0%
30610203		1	0.0%
30610301		2	0.1%
30610601		13	0.4%
30710802		17	0.5%
30710803		15	0.5%
30720203		1	0.0%
30810206		24	0.8%
30910205		1	0.0%
30910305		5	0.2%
30920406		5	0.2%
31010202		15	0.5%
31020603		3	0.1%
31020604		4	0.1%
31020706		1	0.0%
31110302		50	1.6%
31130201		12	0.4%
31210502		4	0.1%
31310205		11	0.4%
31310403		4	0.1%
31410304		16	0.5%
31710101		3	0.1%
31710202		17	0.5%
31710605		1	0.0%
31810302		42	1.3%
31810705		8	0.3%
31811402		6	0.2%
31910303		1	0.0%
31910508		14	0.4%
31910702		1	0.0%
32010303		18	0.6%
32010808		16	0.5%
32110304		8	0.3%
32110505		5	0.2%
32110601		7	0.2%
32110706		8	0.3%
32210802		7	0.2%
32211104		7	0.2%
32310403		1	0.0%
32310604		33	1.1%
32310701		13	0.4%

File : CSEC4P

Parish: Parish/ward

Value	Label	Cases	Percentage
32310802		20	<div><div></div></div> 0.6%
32510102		7	<div><div></div></div> 0.2%
32510305		19	<div><div></div></div> 0.6%
32510306		38	<div><div></div></div> 1.2%
32710303		20	<div><div></div></div> 0.6%
32910602		17	<div><div></div></div> 0.5%
33010701		29	<div><div></div></div> 0.9%
33010703		29	<div><div></div></div> 0.9%
33011001		17	<div><div></div></div> 0.5%
40220705		22	<div><div></div></div> 0.7%
40220805		18	<div><div></div></div> 0.6%
40310102		11	<div><div></div></div> 0.4%
40310505		14	<div><div></div></div> 0.4%
40320102		12	<div><div></div></div> 0.4%
40320504		12	<div><div></div></div> 0.4%
40330104		1	<div><div></div></div> 0.0%
40410203		9	<div><div></div></div> 0.3%
40420704		17	<div><div></div></div> 0.5%
40440303		6	<div><div></div></div> 0.2%
40510402		15	<div><div></div></div> 0.5%
40520803		8	<div><div></div></div> 0.3%
40521103		20	<div><div></div></div> 0.6%
40530104		1	<div><div></div></div> 0.0%
40530203		16	<div><div></div></div> 0.5%
40610804		11	<div><div></div></div> 0.4%
40620102		3	<div><div></div></div> 0.1%
40621003		9	<div><div></div></div> 0.3%
40621201		3	<div><div></div></div> 0.1%
40630307		7	<div><div></div></div> 0.2%
40720204		12	<div><div></div></div> 0.4%
40720501		1	<div><div></div></div> 0.0%
40730303		1	<div><div></div></div> 0.0%
40730604		13	<div><div></div></div> 0.4%
40810201		1	<div><div></div></div> 0.0%
40811202		14	<div><div></div></div> 0.4%
40811304		16	<div><div></div></div> 0.5%
40910104		1	<div><div></div></div> 0.0%
40920305		7	<div><div></div></div> 0.2%
40930103		1	<div><div></div></div> 0.0%
41010204		2	<div><div></div></div> 0.1%
41010502		1	<div><div></div></div> 0.0%
41020101		14	<div><div></div></div> 0.4%
41030306		16	<div><div></div></div> 0.5%

File : CSEC4P

Parish: Parish/ward

Value	Label	Cases	Percentage
41110301		5	<div><div></div></div> 0.2%
41120302		21	<div><div></div></div> 0.7%
41130202		1	<div><div></div></div> 0.0%
41130402		6	<div><div></div></div> 0.2%
41140202		13	<div><div></div></div> 0.4%
41140303		5	<div><div></div></div> 0.2%
41210304		10	<div><div></div></div> 0.3%
41220107		6	<div><div></div></div> 0.2%
41220304		3	<div><div></div></div> 0.1%
41411601		12	<div><div></div></div> 0.4%
41510502		16	<div><div></div></div> 0.5%
41510608		20	<div><div></div></div> 0.6%
41511004		9	<div><div></div></div> 0.3%
41511407		10	<div><div></div></div> 0.3%
41710101		4	<div><div></div></div> 0.1%
41710201		1	<div><div></div></div> 0.0%
41710401		3	<div><div></div></div> 0.1%
41710501		30	<div><div></div></div> 1.0%
41711004		2	<div><div></div></div> 0.1%
41711404		2	<div><div></div></div> 0.1%
41810403		1	<div><div></div></div> 0.0%
41820102		8	<div><div></div></div> 0.3%
41820201		3	<div><div></div></div> 0.1%
41820907		16	<div><div></div></div> 0.5%
41920402		14	<div><div></div></div> 0.4%
42010704		9	<div><div></div></div> 0.3%
42010803		10	<div><div></div></div> 0.3%
42110801		4	<div><div></div></div> 0.1%
42210204		14	<div><div></div></div> 0.4%
42310905		1	<div><div></div></div> 0.0%
42610402		2	<div><div></div></div> 0.1%

Warning: these figures indicate the number of cases found in the data file. They cannot be interpreted as summary statistics of the population of interest.

Villagecode: Village code

Information	[Type= discrete] [Format=numeric] [Range= 1012040204-4261040201] [Missing=*]		
Statistics [NW/ W]	[Valid=3126 /-] [Invalid=0 /-]		
Value	Label	Cases	Percentage
1012040204		1	<div><div></div></div> 0.0%
1021010402		1	<div><div></div></div> 0.0%
1021010802		1	<div><div></div></div> 0.0%
1021020205		1	<div><div></div></div> 0.0%
1021020504		1	<div><div></div></div> 0.0%
1021020601		6	<div><div></div></div> 0.2%
1021020805		50	<div><div></div></div> 1.6%

File : CSEC4P

Villagecode: Village code

Value	Label	Cases	Percentage
1021030109		1	0.0%
1021030203		64	2.0%
1021030412		1	0.0%
1021030504		1	0.0%
1021030509		1	0.0%
1021030606		1	0.0%
1021030803		1	0.0%
1021030904		128	4.1%
1021031208		1	0.0%
1021040102		4	0.1%
1021040203		1	0.0%
1021041002		58	1.9%
1021041118		1	0.0%
1021041701		1	0.0%
1021041903		1	0.0%
1021050106		1	0.0%
1021050307		1	0.0%
1021050405		1	0.0%
1021051004		1	0.0%
1021051305		1	0.0%
1021051506		1	0.0%
1021051832		1	0.0%
1031050505		1	0.0%
1041020405		1	0.0%
1041040304		14	0.4%
1041050403		20	0.6%
1042080404		14	0.4%
1051050201		6	0.2%
1061010108		1	0.0%
1061010902		1	0.0%
1061060602		14	0.4%
1071050302		1	0.0%
1071050503		1	0.0%
1072020601		1	0.0%
1073020305		6	0.2%
1073050702		13	0.4%
1081060309		17	0.5%
1083010101		16	0.5%
1083010505		16	0.5%
1083050204		11	0.4%
1101050107		4	0.1%
1102030601		11	0.4%
1102040107		5	0.2%

File : CSEC4P

Villagecode: Village code

Value	Label	Cases	Percentage
1102060309		8	<div></div> 0.3%
1102070403		3	<div></div> 0.1%
1103050102		5	<div></div> 0.2%
1103060102		12	<div></div> 0.4%
1111020105		1	<div></div> 0.0%
1112020403		20	<div></div> 0.6%
1112020618		20	<div></div> 0.6%
1121020302		14	<div></div> 0.4%
1121040209		16	<div></div> 0.5%
1122030104		6	<div></div> 0.2%
1122040303		1	<div></div> 0.0%
1131050402		4	<div></div> 0.1%
1131050505		4	<div></div> 0.1%
1131110205		4	<div></div> 0.1%
1131120307		23	<div></div> 0.7%
1131130204		1	<div></div> 0.0%
1131130602		9	<div></div> 0.3%
1133030101		1	<div></div> 0.0%
1133030109		14	<div></div> 0.4%
1133030504		5	<div></div> 0.2%
1133040308		1	<div></div> 0.0%
1133060601		1	<div></div> 0.0%
1133070102		4	<div></div> 0.1%
1151030204		1	<div></div> 0.0%
1151040307		14	<div></div> 0.4%
1152020907		11	<div></div> 0.4%
1152030702		1	<div></div> 0.0%
1152050405		17	<div></div> 0.5%
1152070306		5	<div></div> 0.2%
1161020501		8	<div></div> 0.3%
1171030802		1	<div></div> 0.0%
1171040504		1	<div></div> 0.0%
1171100309		12	<div></div> 0.4%
1171100312		13	<div></div> 0.4%
1181010407		16	<div></div> 0.5%
1191030304		12	<div></div> 0.4%
1201050202		1	<div></div> 0.0%
1221020604		26	<div></div> 0.8%
1221050203		17	<div></div> 0.5%
1221060206		10	<div></div> 0.3%
1231080303		1	<div></div> 0.0%
1241010603		18	<div></div> 0.6%
1241030216		6	<div></div> 0.2%

File : CSEC4P

Villagecode: Village code

Value	Label	Cases	Percentage
1241040102		1	0.0%
1241070106		5	0.2%
1241080210		20	0.6%
2011060205		54	1.7%
2011100902		4	0.1%
2032020304		2	0.1%
2033010101		6	0.2%
2033030403		6	0.2%
2041010302		50	1.6%
2041020405		18	0.6%
2042030105		4	0.1%
2043010103		35	1.1%
2043010202		7	0.2%
2043020514		17	0.5%
2051040101		1	0.0%
2071030105		4	0.1%
2081021402		18	0.6%
2081040401		7	0.2%
2081071301		19	0.6%
2092010105		15	0.5%
2092010401		1	0.0%
2102050401		24	0.8%
2111010504		5	0.2%
2111030302		6	0.2%
2111060303		5	0.2%
2121040306		10	0.3%
2121050407		14	0.4%
2122020101		5	0.2%
2123050204		1	0.0%
2123110101		16	0.5%
2141010403		1	0.0%
2141010604		1	0.0%
2141020206		6	0.2%
2141080105		1	0.0%
2141130103		5	0.2%
2141130307		32	1.0%
2151090208		12	0.4%
2151150202		1	0.0%
2151200204		17	0.5%
2162020306		72	2.3%
2181030213		3	0.1%
2181150401		18	0.6%
2191031301		24	0.8%

File : CSEC4P

Villagecode: Village code

Value	Label	Cases	Percentage
2191031702		48	<div></div> 1.5%
2211090203		21	<div></div> 0.7%
2211090505		3	<div></div> 0.1%
2221060201		19	<div></div> 0.6%
2231080506		8	<div></div> 0.3%
2231200204		12	<div></div> 0.4%
2231210104		17	<div></div> 0.5%
2231210105		1	<div></div> 0.0%
2231210302		1	<div></div> 0.0%
2231260115		10	<div></div> 0.3%
2231280102		13	<div></div> 0.4%
2241050511		5	<div></div> 0.2%
2251030415		14	<div></div> 0.4%
2251110322		13	<div></div> 0.4%
2261010102		17	<div></div> 0.5%
2261030205		19	<div></div> 0.6%
2261030301		4	<div></div> 0.1%
2261040510		7	<div></div> 0.2%
2281020304		18	<div></div> 0.6%
2301070905		1	<div></div> 0.0%
2321010406		32	<div></div> 1.0%
2322030405		20	<div></div> 0.6%
3021010215		5	<div></div> 0.2%
3022010508		12	<div></div> 0.4%
3022010708		21	<div></div> 0.7%
3022030205		1	<div></div> 0.0%
3022040505		6	<div></div> 0.2%
3022050502		19	<div></div> 0.6%
3032010205		1	<div></div> 0.0%
3032020706		15	<div></div> 0.5%
3032040506		1	<div></div> 0.0%
3034020408		6	<div></div> 0.2%
3034040102		1	<div></div> 0.0%
3034040304		1	<div></div> 0.0%
3034050711		10	<div></div> 0.3%
3035030411		8	<div></div> 0.3%
3035040205		13	<div></div> 0.4%
3041020101		19	<div></div> 0.6%
3042040105		13	<div></div> 0.4%
3042040201		17	<div></div> 0.5%
3043010404		13	<div></div> 0.4%
3051020803		1	<div></div> 0.0%
3061020306		1	<div></div> 0.0%

File : CSEC4P

Villagecode: Village code

Value	Label	Cases	Percentage
3061030101		2	0.1%
3061060103		13	0.4%
3071080206		17	0.5%
3071080301		15	0.5%
3072020302		1	0.0%
3081020606		24	0.8%
3091020502		1	0.0%
3091030501		5	0.2%
3092040606		5	0.2%
3101020203		15	0.5%
3102060309		3	0.1%
3102060408		4	0.1%
3102070603		1	0.0%
3111030202		50	1.6%
3113020101		12	0.4%
3121050202		4	0.1%
3131020505		11	0.4%
3131040312		4	0.1%
3141030403		16	0.5%
3171010102		3	0.1%
3171020201		17	0.5%
3171060512		1	0.0%
3181030204		42	1.3%
3181070501		8	0.3%
3181140207		6	0.2%
3191030304		1	0.0%
3191050803		14	0.4%
3191070202		1	0.0%
3201030323		18	0.6%
3201080801		16	0.5%
3211030405		8	0.3%
3211050502		5	0.2%
3211060105		7	0.2%
3211070617		8	0.3%
3221080206		7	0.2%
3221110412		7	0.2%
3231040301		1	0.0%
3231060409		33	1.1%
3231070104		13	0.4%
3231080204		20	0.6%
3251010205		7	0.2%
3251030508		19	0.6%
3251030601		19	0.6%

File : CSEC4P

Villagecode: Village code

Value	Label	Cases	Percentage
3251030602		19	<div></div> 0.6%
3271030305		20	<div></div> 0.6%
3291060206		17	<div></div> 0.5%
3301070101		29	<div></div> 0.9%
3301070303		29	<div></div> 0.9%
3301100102		17	<div></div> 0.5%
4022070507		22	<div></div> 0.7%
4022080505		18	<div></div> 0.6%
4031010202		11	<div></div> 0.4%
4031050502		14	<div></div> 0.4%
4032010205		12	<div></div> 0.4%
4032050403		12	<div></div> 0.4%
4033010412		1	<div></div> 0.0%
4041020302		9	<div></div> 0.3%
4042070409		17	<div></div> 0.5%
4044030303		6	<div></div> 0.2%
4051040205		15	<div></div> 0.5%
4052080304		8	<div></div> 0.3%
4052110310		20	<div></div> 0.6%
4053010409		1	<div></div> 0.0%
4053020304		16	<div></div> 0.5%
4061080401		11	<div></div> 0.4%
4062010203		3	<div></div> 0.1%
4062100306		9	<div></div> 0.3%
4062120102		3	<div></div> 0.1%
4063030706		7	<div></div> 0.2%
4072020402		12	<div></div> 0.4%
4072050104		1	<div></div> 0.0%
4073030305		1	<div></div> 0.0%
4073060419		13	<div></div> 0.4%
4081020104		1	<div></div> 0.0%
4081120206		14	<div></div> 0.4%
4081130406		16	<div></div> 0.5%
4091010401		1	<div></div> 0.0%
4092030509		7	<div></div> 0.2%
4093010304		1	<div></div> 0.0%
4101020405		2	<div></div> 0.1%
4101050204		1	<div></div> 0.0%
4102010106		1	<div></div> 0.0%
4102010107		13	<div></div> 0.4%
4103030601		16	<div></div> 0.5%
4111030105		5	<div></div> 0.2%
4112030202		21	<div></div> 0.7%

File : CSEC4P

Villagecode: Village code

Value	Label	Cases	Percentage
4113020204		1	0.0%
4113040203		6	0.2%
4114020204		13	0.4%
4114030308		5	0.2%
4121030414		10	0.3%
4122010704		6	0.2%
4122030405		3	0.1%
4141160106		12	0.4%
4151050204		16	0.5%
4151060812		20	0.6%
4151100404		9	0.3%
4151140703		10	0.3%
4171010109		4	0.1%
4171020103		1	0.0%
4171040107		3	0.1%
4171050107		30	1.0%
4171100404		2	0.1%
4171140402		2	0.1%
4181040301		1	0.0%
4182010203		8	0.3%
4182020104		3	0.1%
4182090702		16	0.5%
4192040205		14	0.4%
4201070403		9	0.3%
4201080309		10	0.3%
4211080107		4	0.1%
4221020401		14	0.4%
4231090509		1	0.0%
4261040201		2	0.1%

Warning: these figures indicate the number of cases found in the data file. They cannot be interpreted as summary statistics of the population of interest.

medical_staff_ID: CFHealthStaffMember

Information	[Type= discrete] [Format=numeric] [Range= 1-74] [Missing=*]
Statistics [NW/ W]	[Valid=3046 /-] [Invalid=80 /-]

Value	Label	Cases	Percentage
1		233	7.6%
2		231	7.6%
3		226	7.4%
4		215	7.1%
5		199	6.5%
6		182	6.0%
7		165	5.4%
8		156	5.1%
9		148	4.9%

File : CSEC4P

medical_staff_ID: CFHealthStaffMember

Value	Label	Cases	Percentage
10		143	4.7%
11		135	4.4%
12		126	4.1%
13		111	3.6%
14		94	3.1%
15		80	2.6%
16		75	2.5%
17		62	2.0%
18		49	1.6%
19		39	1.3%
20		29	1.0%
21		22	0.7%
22		18	0.6%
23		17	0.6%
24		16	0.5%
25		12	0.4%
26		12	0.4%
27		11	0.4%
28		11	0.4%
29		11	0.4%
30		9	0.3%
31		8	0.3%
32		8	0.3%
33		7	0.2%
34		6	0.2%
35		6	0.2%
36		6	0.2%
37		6	0.2%
38		6	0.2%
39		6	0.2%
40		6	0.2%
41		7	0.2%
42		7	0.2%
43		7	0.2%
44		7	0.2%
45		7	0.2%
46		7	0.2%
47		7	0.2%
48		7	0.2%
49		7	0.2%
50		7	0.2%
51		5	0.2%
52		5	0.2%

File : CSEC4P

medical_staff_ID: CFHealthStaffMember

Value	Label	Cases	Percentage
53		5	0.2%
54		5	0.2%
55		5	0.2%
56		5	0.2%
57		5	0.2%
58		5	0.2%
59		4	0.1%
60		4	0.1%
61		4	0.1%
62		4	0.1%
63		4	0.1%
64		4	0.1%
65		1	0.0%
66		1	0.0%
67		1	0.0%
68		1	0.0%
69		1	0.0%
70		1	0.0%
71		1	0.0%
72		1	0.0%
73		1	0.0%
74		1	0.0%
Sysmiss		80	

Warning: these figures indicate the number of cases found in the data file. They cannot be interpreted as summary statistics of the population of interest.

C4PQ118: Sex

Information		[Type= discrete] [Format=numeric] [Range= 1-2] [Missing=*]	
Statistics [NW/ W]		[Valid=2753 /-] [Invalid=373 /-]	
Value	Label	Cases	Percentage
1	Male	1202	<div></div> 43.7%
2	Female	1551	<div></div> 56.3%
Sysmiss		373	

Warning: these figures indicate the number of cases found in the data file. They cannot be interpreted as summary statistics of the population of interest.

C4PQ119: Function

Information		[Type= discrete] [Format=numeric] [Range= 1-96] [Missing=*]	
Statistics [NW/ W]		[Valid=2753 /-] [Invalid=373 /-]	
Value	Label	Cases	Percentage
1	Clinical officer/medical assistant	245	<div></div> 8.9%
2	Medical doctor	18	<div></div> 0.7%
3	Enrolled midwife	344	<div></div> 12.5%
4	Registered midwife	63	<div></div> 2.3%
5	Comprehensive midwife-nurse	89	<div></div> 3.2%
6	Enrolled nurse	425	<div></div> 15.4%

File : CSEC4P

C4PQ119: Function

Value	Label	Cases	Percentage
7	Registered nurse	89	3.2%
8	Nursing aide/assistant	403	14.6%
9	Facility administrator	2	0.1%
10	Accountant	5	0.2%
11	Records clerk	114	4.1%
12	Health assistant	86	3.1%
13	Dentist/dental assistant	15	0.5%
14	Laboratory technician/assistant	239	8.7%
15	Pharmacist/dispenser	11	0.4%
16	Cleaner/sweeper, etc.	343	12.5%
96	Other (specify)	262	9.5%
Sysmiss		373	

Warning: these figures indicate the number of cases found in the data file. They cannot be interpreted as summary statistics of the population of interest.

C4PQ120: Was this health worker found working?

Information	[Type= discrete] [Format=numeric] [Range= 1-2] [Missing=*]		
Statistics [NW/ W]	[Valid=2754 /-] [Invalid=372 /-]		
Value	Label	Cases	Percentage
1	Yes	1643	59.7%
2	No	1111	40.3%
Sysmiss		372	

Warning: these figures indicate the number of cases found in the data file. They cannot be interpreted as summary statistics of the population of interest.

C4PQ121: Was the staff's absence formally approved?

Information	[Type= discrete] [Format=numeric] [Range= 1-2] [Missing=*]		
Statistics [NW/ W]	[Valid=1111 /-] [Invalid=2015 /-]		
Value	Label	Cases	Percentage
1	Yes	973	87.6%
2	No	138	12.4%
Sysmiss		2015	

Warning: these figures indicate the number of cases found in the data file. They cannot be interpreted as summary statistics of the population of interest.

C4PQ122_1: If the absence was approved: why is staff not present today?

Information	[Type= discrete] [Format=numeric] [Range= 1-96] [Missing=*]		
Statistics [NW/ W]	[Valid=968 /-] [Invalid=2158 /-]		
Value	Label	Cases	Percentage
1	Sick	77	8.0%
2	Conducting outreach	60	6.2%
3	At HSD/DHO/MOH	52	5.4%
4	Being trained	5	0.5%
5	At workshop	27	2.8%
6	Picking up salary	10	1.0%
7	Picking up drugs/supplies	4	0.4%
8	Working at another job	5	0.5%

File : CSEC4P

C4PQ122_1: If the absence was approved: why is staff not present today?

Value	Label	Cases	Percentage
9	Study leave	121	12.5%
10	Annual/maternity leave	105	10.8%
11	Off-duty/night duty	381	39.4%
12	Exams	0	
13	Absent without reason	34	3.5%
14	Lack of accommodation	6	0.6%
15	Poor pay	0	
16	Weak supervision	1	0.1%
17	Lack of interest in job	0	
18	Working on a shift basis	27	2.8%
96	Other (specify)	53	5.5%
Sysmiss		2158	

Warning: these figures indicate the number of cases found in the data file. They cannot be interpreted as summary statistics of the population of interest.

C4PQ122_2: If the absence was not approved: why is staff not present today?

Information	[Type= discrete] [Format=numeric] [Range= 1-96] [Missing=*]
Statistics [NW/ W]	[Valid=138 /-] [Invalid=2988 /-]

Value	Label	Cases	Percentage
1	Sick	7	5.1%
2	Conducting outreach	0	
3	At HSD/DHO/MOH	2	1.4%
4	Being trained	1	0.7%
5	At workshop	0	
6	Picking up salary	1	0.7%
7	Picking up drugs/supplies	1	0.7%
8	Working at another job	0	
9	Study leave	2	1.4%
10	Annual/maternity leave	1	0.7%
11	Off-duty/night duty	9	6.5%
12	Exams	0	
13	Absent without reason	84	60.9%
14	Lack of accommodation	3	2.2%
15	Poor pay	1	0.7%
16	Weak supervision	1	0.7%
17	Lack of interest in job	1	0.7%
18	Working on a shift basis	0	
96	Other (specify)	24	17.4%
Sysmiss		2988	

Warning: these figures indicate the number of cases found in the data file. They cannot be interpreted as summary statistics of the population of interest.

C4PQ123: Is the staff officially registered on the government pay roll?

Information	[Type= discrete] [Format=numeric] [Range= 1-3] [Missing=*]
Statistics [NW/ W]	[Valid=2753 /-] [Invalid=373 /-]

File : CSEC4P

C4PQ123: Is the staff officially registered on the government pay roll?

Value	Label	Cases	Percentage
1	Yes	2398	 87.1%
2	No	355	 12.9%
3	Don't Know	0	
Sysmiss		373	



Warning: these figures indicate the number of cases found in the data file. They cannot be interpreted as summary statistics of the population of interest.

C4PQ117_V2: Name of staff

Information	[Type= discrete] [Format=character] [Missing=*]
Statistics [NW/ W]	[Valid=0 /-] [Invalid=0 /-]

C4PQ118_V2: Sex - v2


















Information	[Type= discrete] [Format=numeric] [Range= 1-2] [Missing=*]
Statistics [NW/ W]	[Valid=2071 /-] [Invalid=1055 /-]

Value	Label	Cases	Percentage
1	Male	943	 45.5%
2	Female	1128	 54.5%
Sysmiss		1055	

Warning: these figures indicate the number of cases found in the data file. They cannot be interpreted as summary statistics of the population of interest.

C4PQ119_V2: Function - v2

Information	[Type= continuous] [Format=numeric] [Range= 1-96] [Missing=*]
Statistics [NW/ W]	[Valid=2072 /-] [Invalid=1054 /-]

Value	Label	Cases	Percentage
1	Clinical officer/medical assistant	186	 9.0%
2	Medical doctor	8	 0.4%
3	Enrolled midwife	237	 11.4%
4	Registered midwife	40	 1.9%
5	Comprehensive midwife-nurse	75	 3.6%
6	Enrolled nurse	299	 14.4%
7	Registered nurse	54	 2.6%
8	Nursing aide/assistant	302	 14.6%
9	Facility administrator	1	 0.0%
10	Accountant	7	 0.3%
11	Records clerk	94	 4.5%
12	Health assistant	89	 4.3%
13	Dentist/dental assistant	5	 0.2%
14	Laboratory technician/assistant	179	 8.6%
15	Pharmacist/dispenser	2	 0.1%
16	Cleaner/sweeper, etc.	269	 13.0%
96	Other (specify)	225	 10.9%


Warning: these figures indicate the number of cases found in the data file. They cannot be interpreted as summary statistics of the population of interest.

C4PQ120_V2: Was this health worker found working? v2

Information	[Type= discrete] [Format=numeric] [Range= 1-2] [Missing=*]
Statistics [NW/ W]	[Valid=2070 /-] [Invalid=1056 /-]

File : CSEC4P



C4PQ120_V2: Was this health worker found working? v2

Value	Label	Cases	Percentage
1	Yes	1177	 56.9%
2	No	893	 43.1%
Sysmiss		1056	

Warning: these figures indicate the number of cases found in the data file. They cannot be interpreted as summary statistics of the population of interest.

C4PQ121_V2: Was the staff's absence formally approved? v2















Information	[Type= discrete] [Format=numeric] [Range= 1-2] [Missing=*]
Statistics [NW/ W]	[Valid=871 /-] [Invalid=2255 /-]

Value	Label	Cases	Percentage
1		751	 86.2%
2		120	 13.8%
Sysmiss		2255	

Warning: these figures indicate the number of cases found in the data file. They cannot be interpreted as summary statistics of the population of interest.

C4PQ122_1_V2: If the absence was approved: why is staff not present today? v2

Information	[Type= continuous] [Format=numeric] [Range= 1-96] [Missing=*]
Statistics [NW/ W]	[Valid=748 /-] [Invalid=2378 /-]

Value	Label	Cases	Percentage
1	Sick	44	 5.9%
2	Conducting outreach	30	 4.0%
3	At HSD/DHO/MOH	50	 6.7%
4	Being trained	2	 0.3%
5	At workshop	18	 2.4%
6	Picking up salary	2	 0.3%
7	Picking up drugs/supplies	0	
8	Working at another job	1	 0.1%
9	Study leave	91	 12.2%
10	Annual/maternity leave	83	 11.1%
11	Off-duty/night duty	362	 48.4%
12	Exams	0	
13	Absent without reason	12	 1.6%
14	Lack of accommodation	1	 0.1%
15	Poor pay	0	
16	Weak supervision	0	
17	Lack of interest in job	0	
18	Working on a shift basis	26	 3.5%
96	Other (specify)	26	 3.5%

Warning: these figures indicate the number of cases found in the data file. They cannot be interpreted as summary statistics of the population of interest.

C4PQ122_2_V2: If the absence was not approved: why is staff not present today? v2

Information	[Type= continuous] [Format=numeric] [Range= 3-96] [Missing=*]
Statistics [NW/ W]	[Valid=121 /-] [Invalid=3005 /-]

Value	Label	Cases	Percentage
1	Sick	0	

File : CSEC4P

C4PQ122_2_V2: If the absence was not approved: why is staff not present today? v2

Value	Label	Cases	Percentage
2	Conducting outreach	0	
3	At HSD/DHO/MOH	2	1.7%
4	Being trained	0	
5	At workshop	0	
6	Picking up salary	0	
7	Picking up drugs/supplies	1	0.8%
8	Working at another job	1	0.8%
9	Study leave	0	
10	Annual/maternity leave	1	0.8%
11	Off-duty/night duty	16	13.2%
12	Exams	0	
13	Absent without reason	85	70.2%
14	Lack of accommodation	2	1.7%
15	Poor pay	2	1.7%
16	Weak supervision	0	
17	Lack of interest in job	0	
18	Working on a shift basis	1	0.8%
96	Other (specify)	10	8.3%

Warning: these figures indicate the number of cases found in the data file. They cannot be interpreted as summary statistics of the population of interest.

C4PQ123_V2: Is the staff officially registered on the government pay roll? v2

Information	[Type= discrete] [Format=numeric] [Range= 1-3] [Missing=*]		
Statistics [NW/ W]	[Valid=2067 /-] [Invalid=1059 /-]		
Value	Label	Cases	Percentage
1	Yes	1782	86.2%
2	No	280	13.5%
3	Don't Know	5	0.2%
Sysmiss		1059	

Warning: these figures indicate the number of cases found in the data file. They cannot be interpreted as summary statistics of the population of interest.

Health_Response: Health Response Status

Information	[Type= discrete] [Format=numeric] [Range= 1-3] [Missing=*]		
Statistics [NW/ W]	[Valid=2900 /-] [Invalid=226 /-]		
Value	Label	Cases	Percentage
1	Completed	2490	85.9%
2	Partially Done	295	10.2%
3	Not Done	115	4.0%
Sysmiss		226	

Warning: these figures indicate the number of cases found in the data file. They cannot be interpreted as summary statistics of the population of interest.

Reason_Health_Not_Done: Reason Health not done:

Information	[Type= discrete] [Format=character] [Missing=*]		
Statistics [NW/ W]	[Valid=112 /-] [Invalid=0 /-]		

File : CSEC4P

Reason_Health_Not_Done: Reason Health not done:

Value	Label	Cases	Percentage
Available facility is a hospital NAGURU		1	0.9%
FACILITY MAINLY USED IS HOSPITAL		1	0.9%
Facility not open. Staff absenteeism.		4	3.6%
HEALTH CENTRE DEMOLISHED FOR RENOVATION		1	0.9%
HEALTH WORK NOT FOUND TO BE DONE DURING THE 2nd VISIT		3	2.7%
Hospital		1	0.9%
Hospital Level		1	0.9%
Hospital is most common Facility		1	0.9%
Hospital level		1	0.9%
IN CHARGE & ASSISTANT IN WORKSOP FOR A WEEK. TO BE DONE DURING SECOND VISIST		1	0.9%
IN CHARGE NOT AROUND TO BE CAPTURED DURING 2nd VISIT		13	11.6%
INCHARGE HAD GONE TO THE REFUGEE CAMP FOR A MEETING		12	10.7%
INCHARGE NEEDED AN INTRODUCTOR LETTER FROM THE DISTRICT HEALTH OFFICER		1	0.9%
INCHARGE NOT AROUND & OTHERS WERE TOO BUSY TO		1	0.9%

File : CSEC4P

Reason_Health_Not_Done: Reason Health not done:

Value	Label	Cases	Percentage
ATTEND TO ME			
Main facility is a Hospital		6	5.4%
NO BODY WAS AT THE HEALTH CENTER/ IT WAS LOCKED FOR THE THREE DAS WE WERE IN THE EA		3	2.7%
NOT DONE, ITS A WEEKEND		1	0.9%
Not there. Go to mainland at different locations		1	0.9%
Refferal Hospital		3	2.7%
Refferal hospital		1	0.9%
THE COMMUNITY MAINLY USES LUBAGA HOSPITAL		1	0.9%
THE COMMUNITY MEMBERS ACCESS THEIR TREATMENT FROM NAGURU HOSPITAL		1	0.9%
THE COMMUNITY USE MASINDI HOSPITAL		1	0.9%
THE COMMUNITY USE KAGADI HOSPITAL		1	0.9%
THE COMMUNITY USES A HOSPITAL		1	0.9%
THE COMMUNITY USES THE HOSPITAL		1	0.9%
THE COMMUNITY USES THE HOSPITAL HENCE NOT DATA IS		1	0.9%







File : CSEC4P

Reason_Health_Not_Done: Reason Health not done:

Value	Label	Cases	Percentage
COLLECTED FROM .			
THE ONE RESPONSIBLE FOR ANSWERING WASNT PRESENT. WILL DO IT NEXT VISIT		1	<div><div></div></div> 0.9%
THEY HAD ALL GONE FOR OUTREACH(THEY ARE ONLY TWO)		3	<div><div></div></div> 2.7%
THEY USE A PRIVATE HOSPITAL & P7 PUPILS HAD ALREADY LEFT SCHOOL.		1	<div><div></div></div> 0.9%
THEY USE NAGURU HOSPITAL		1	<div><div></div></div> 0.9%
The Community uses the Referral Hospital		1	<div><div></div></div> 0.9%
The community members mainly go to Entebbe hospital		4	<div><div></div></div> 3.6%
They use a hospital called buloba st. francis hospital		1	<div><div></div></div> 0.9%
They use the main Hospital KAYUNGA HOSPITAL		1	<div><div></div></div> 0.9%
WEEKEND		13	<div><div></div></div> 11.6%
data collected by another team in trip 1		1	<div><div></div></div> 0.9%
done by another team in trip 1		1	<div><div></div></div> 0.9%
it's a government hospital (st francis buluba hospital)		1	<div><div></div></div> 0.9%
no health centre at the island		1	<div><div></div></div> 0.9%
staff gone on outreach		12	<div><div></div></div> 10.7%

File : CSEC4P

Reason_Health_Not_Done: Reason Health not done:

Value	Label	Cases	Percentage
the community now uses Mulago Hospital after the HC has been demolished for renovation		1	 0.9%
the community uses Naguru Hospital		1	 0.9%
the community uses a private hospital		1	 0.9%
they mainly use Nsambya hospital		1	 0.9%
they use a gov"t hospital (kamuli hospital)		1	 0.9%
weekend		1	 0.9%

Warning: these figures indicate the number of cases found in the data file. They cannot be interpreted as summary statistics of the population of interest.

File : CSEC4Q

District_Name: District name

Information [Type= discrete] [Format=numeric] [Range= 101-426] [Missing=*]

Statistics [NW/ W] [Valid=325 /-] [Invalid=0 /-]

Value	Label	Cases	Percentage
101		1	0.3%
102		32	9.8%
103		1	0.3%
104		4	1.2%
105		1	0.3%
106		3	0.9%
107		5	1.5%
108		4	1.2%
110		7	2.2%
111		3	0.9%
112		4	1.2%
113		12	3.7%
115		6	1.8%
116		1	0.3%
117		4	1.2%
118		1	0.3%
119		1	0.3%
120		1	0.3%
122		3	0.9%
123		1	0.3%
124		5	1.5%
201		5	1.5%
203		3	0.9%
204		6	1.8%
205		1	0.3%
207		1	0.3%
208		6	1.8%
209		2	0.6%
210		4	1.2%
211		3	0.9%
212		5	1.5%
214		9	2.8%
215		3	0.9%
216		4	1.2%
218		2	0.6%
219		5	1.5%
221		2	0.6%
222		1	0.3%
223		7	2.2%
224		1	0.3%
225		2	0.6%

File : CSEC4Q

District_Name: District name

Value	Label	Cases	Percentage
226		4	<div></div> 1.2%
228		1	<div></div> 0.3%
230		1	<div></div> 0.3%
232		2	<div></div> 0.6%
302		6	<div></div> 1.8%
303		9	<div></div> 2.8%
304		4	<div></div> 1.2%
305		1	<div></div> 0.3%
306		6	<div></div> 1.8%
307		3	<div></div> 0.9%
308		1	<div></div> 0.3%
309		3	<div></div> 0.9%
310		4	<div></div> 1.2%
311		5	<div></div> 1.5%
312		1	<div></div> 0.3%
313		2	<div></div> 0.6%
314		1	<div></div> 0.3%
317		3	<div></div> 0.9%
318		6	<div></div> 1.8%
319		3	<div></div> 0.9%
320		2	<div></div> 0.6%
321		4	<div></div> 1.2%
322		2	<div></div> 0.6%
323		4	<div></div> 1.2%
325		4	<div></div> 1.2%
327		1	<div></div> 0.3%
329		1	<div></div> 0.3%
330		3	<div></div> 0.9%
402		2	<div></div> 0.6%
403		5	<div></div> 1.5%
404		3	<div></div> 0.9%
405		5	<div></div> 1.5%
406		5	<div></div> 1.5%
407		4	<div></div> 1.2%
408		3	<div></div> 0.9%
409		3	<div></div> 0.9%
410		5	<div></div> 1.5%
411		6	<div></div> 1.8%
412		3	<div></div> 0.9%
414		1	<div></div> 0.3%
415		4	<div></div> 1.2%
417		6	<div></div> 1.8%
418		4	<div></div> 1.2%

File : CSEC4Q

District_Name: District name

Value	Label	Cases	Percentage
419		1	0.3%
420		2	0.6%
421		1	0.3%
422		1	0.3%
423		1	0.3%
426		1	0.3%

Warning: these figures indicate the number of cases found in the data file. They cannot be interpreted as summary statistics of the population of interest.

SubCounty: Sub-county/division/town council

Information	[Type= discrete] [Format=numeric] [Range= 101204-426104] [Missing=*]
Statistics [NW/ W]	[Valid=325 /-] [Invalid=0 /-]

Value	Label	Cases	Percentage
101204		1	0.3%
102101		2	0.6%
102102		4	1.2%
102103		12	3.7%
102104		6	1.8%
102105		8	2.5%
103105		1	0.3%
104102		1	0.3%
104104		1	0.3%
104105		1	0.3%
104208		1	0.3%
105105		1	0.3%
106101		2	0.6%
106106		1	0.3%
107105		2	0.6%
107202		1	0.3%
107302		1	0.3%
107305		1	0.3%
108106		1	0.3%
108301		2	0.6%
108305		1	0.3%
110105		1	0.3%
110203		1	0.3%
110204		1	0.3%
110206		1	0.3%
110207		1	0.3%
110305		1	0.3%
110306		1	0.3%
111102		1	0.3%
111202		2	0.6%
112102		1	0.3%
112104		1	0.3%

File : CSEC4Q

SubCounty: Sub-county/division/town council

Value	Label	Cases	Percentage
112203		1	<div></div> 0.3%
112204		1	<div></div> 0.3%
113105		2	<div></div> 0.6%
113111		1	<div></div> 0.3%
113112		1	<div></div> 0.3%
113113		2	<div></div> 0.6%
113303		3	<div></div> 0.9%
113304		1	<div></div> 0.3%
113306		1	<div></div> 0.3%
113307		1	<div></div> 0.3%
115103		1	<div></div> 0.3%
115104		1	<div></div> 0.3%
115202		1	<div></div> 0.3%
115203		1	<div></div> 0.3%
115205		1	<div></div> 0.3%
115207		1	<div></div> 0.3%
116102		1	<div></div> 0.3%
117103		1	<div></div> 0.3%
117104		1	<div></div> 0.3%
117110		2	<div></div> 0.6%
118101		1	<div></div> 0.3%
119103		1	<div></div> 0.3%
120105		1	<div></div> 0.3%
122102		1	<div></div> 0.3%
122105		1	<div></div> 0.3%
122106		1	<div></div> 0.3%
123108		1	<div></div> 0.3%
124101		1	<div></div> 0.3%
124103		1	<div></div> 0.3%
124104		1	<div></div> 0.3%
124107		1	<div></div> 0.3%
124108		1	<div></div> 0.3%
201106		4	<div></div> 1.2%
201110		1	<div></div> 0.3%
203202		1	<div></div> 0.3%
203301		1	<div></div> 0.3%
203303		1	<div></div> 0.3%
204101		1	<div></div> 0.3%
204102		1	<div></div> 0.3%
204203		1	<div></div> 0.3%
204301		2	<div></div> 0.6%
204302		1	<div></div> 0.3%
205104		1	<div></div> 0.3%

File : CSEC4Q

SubCounty: Sub-county/division/town council

Value	Label	Cases	Percentage
207103		1	0.3%
208102		4	1.2%
208104		1	0.3%
208107		1	0.3%
209201		2	0.6%
210205		4	1.2%
211101		1	0.3%
211103		1	0.3%
211106		1	0.3%
212104		1	0.3%
212105		1	0.3%
212202		1	0.3%
212305		1	0.3%
212311		1	0.3%
214101		2	0.6%
214102		1	0.3%
214108		1	0.3%
214113		5	1.5%
215109		1	0.3%
215115		1	0.3%
215120		1	0.3%
216202		4	1.2%
218103		1	0.3%
218115		1	0.3%
219103		5	1.5%
221109		2	0.6%
222106		1	0.3%
223108		1	0.3%
223120		1	0.3%
223121		3	0.9%
223126		1	0.3%
223128		1	0.3%
224105		1	0.3%
225103		1	0.3%
225111		1	0.3%
226101		1	0.3%
226103		2	0.6%
226104		1	0.3%
228102		1	0.3%
230107		1	0.3%
232101		1	0.3%
232203		1	0.3%
302101		1	0.3%












































File : CSEC4Q

SubCounty: Sub-county/division/town council

Value	Label	Cases	Percentage
302201		2	0.6%
302203		1	0.3%
302204		1	0.3%
302205		1	0.3%
303201		1	0.3%
303202		1	0.3%
303204		1	0.3%
303402		1	0.3%
303404		2	0.6%
303405		1	0.3%
303503		1	0.3%
303504		1	0.3%
304102		1	0.3%
304204		2	0.6%
304301		1	0.3%
305102		1	0.3%
306102		1	0.3%
306103		4	1.2%
306106		1	0.3%
307108		2	0.6%
307202		1	0.3%
308102		1	0.3%
309102		1	0.3%
309103		1	0.3%
309204		1	0.3%
310102		1	0.3%
310206		2	0.6%
310207		1	0.3%
311103		4	1.2%
311302		1	0.3%
312105		1	0.3%
313102		1	0.3%
313104		1	0.3%
314103		1	0.3%
317101		1	0.3%
317102		1	0.3%
317106		1	0.3%
318103		4	1.2%
318107		1	0.3%
318114		1	0.3%
319103		1	0.3%
319105		1	0.3%
319107		1	0.3%

File : CSEC4Q

SubCounty: Sub-county/division/town council

Value	Label	Cases	Percentage
320103		1	 0.3%
320108		1	 0.3%
321103		1	 0.3%
321105		1	 0.3%
321106		1	 0.3%
321107		1	 0.3%
322108		1	 0.3%
322111		1	 0.3%
323104		1	 0.3%
323106		1	 0.3%
323107		1	 0.3%
323108		1	 0.3%
325101		1	 0.3%
325103		3	 0.9%
327103		1	 0.3%
329106		1	 0.3%
330107		2	 0.6%
330110		1	 0.3%
402207		1	 0.3%
402208		1	 0.3%
403101		1	 0.3%
403105		1	 0.3%
403201		1	 0.3%
403205		1	 0.3%
403301		1	 0.3%
404102		1	 0.3%
404207		1	 0.3%
404403		1	 0.3%
405104		1	 0.3%
405208		1	 0.3%
405211		1	 0.3%
405301		1	 0.3%
405302		1	 0.3%
406108		1	 0.3%
406201		1	 0.3%
406210		1	 0.3%
406212		1	 0.3%
406303		1	 0.3%
407202		1	 0.3%
407205		1	 0.3%
407303		1	 0.3%
407306		1	 0.3%
408102		1	 0.3%

File : CSEC4Q

SubCounty: Sub-county/division/town council

Value	Label	Cases	Percentage
408112		1	<div></div> 0.3%
408113		1	<div></div> 0.3%
409101		1	<div></div> 0.3%
409203		1	<div></div> 0.3%
409301		1	<div></div> 0.3%
410102		1	<div></div> 0.3%
410105		1	<div></div> 0.3%
410201		2	<div></div> 0.6%
410303		1	<div></div> 0.3%
411103		1	<div></div> 0.3%
411203		1	<div></div> 0.3%
411302		1	<div></div> 0.3%
411304		1	<div></div> 0.3%
411402		1	<div></div> 0.3%
411403		1	<div></div> 0.3%
412103		1	<div></div> 0.3%
412201		1	<div></div> 0.3%
412203		1	<div></div> 0.3%
414116		1	<div></div> 0.3%
415105		1	<div></div> 0.3%
415106		1	<div></div> 0.3%
415110		1	<div></div> 0.3%
415114		1	<div></div> 0.3%
417101		1	<div></div> 0.3%
417102		1	<div></div> 0.3%
417104		1	<div></div> 0.3%
417105		1	<div></div> 0.3%
417110		1	<div></div> 0.3%
417114		1	<div></div> 0.3%
418104		1	<div></div> 0.3%
418201		1	<div></div> 0.3%
418202		1	<div></div> 0.3%
418209		1	<div></div> 0.3%
419204		1	<div></div> 0.3%
420107		1	<div></div> 0.3%
420108		1	<div></div> 0.3%
421108		1	<div></div> 0.3%
422102		1	<div></div> 0.3%
423109		1	<div></div> 0.3%
426104		1	<div></div> 0.3%

Warning: these figures indicate the number of cases found in the data file. They cannot be interpreted as summary statistics of the population of interest.

Parish: Parish/ward

Information [Type= discrete] [Format=numeric] [Range= 10120402-42610402] [Missing=*]

File : CSEC4Q

Parish: Parish/ward

Statistics [NW/ W] [Valid=325 /-] [Invalid=0 /-]

Value	Label	Cases	Percentage
10120402		1	0.3%
10210104		1	0.3%
10210108		1	0.3%
10210202		1	0.3%
10210205		1	0.3%
10210206		1	0.3%
10210208		1	0.3%
10210301		1	0.3%
10210302		1	0.3%
10210304		1	0.3%
10210305		2	0.6%
10210306		1	0.3%
10210308		1	0.3%
10210309		4	1.2%
10210312		1	0.3%
10210401		1	0.3%
10210402		1	0.3%
10210410		1	0.3%
10210411		1	0.3%
10210417		1	0.3%
10210419		1	0.3%
10210501		1	0.3%
10210503		1	0.3%
10210504		2	0.6%
10210510		1	0.3%
10210513		1	0.3%
10210515		1	0.3%
10210518		1	0.3%
10310505		1	0.3%
10410204		1	0.3%
10410403		1	0.3%
10410504		1	0.3%
10420804		1	0.3%
10510502		1	0.3%
10610101		1	0.3%
10610109		1	0.3%
10610606		1	0.3%
10710503		1	0.3%
10710505		1	0.3%
10720206		1	0.3%
10730203		1	0.3%
10730507		1	0.3%

File : CSEC4Q

Parish: Parish/ward

Value	Label	Cases	Percentage
10810603		1	0.3%
10830101		1	0.3%
10830105		1	0.3%
10830502		1	0.3%
11010501		1	0.3%
11020306		1	0.3%
11020401		1	0.3%
11020603		1	0.3%
11020704		1	0.3%
11030501		1	0.3%
11030601		1	0.3%
11110201		1	0.3%
11120204		1	0.3%
11120206		1	0.3%
11210203		1	0.3%
11210402		1	0.3%
11220301		1	0.3%
11220403		1	0.3%
11310504		1	0.3%
11310505		1	0.3%
11311102		1	0.3%
11311203		1	0.3%
11311302		1	0.3%
11311306		1	0.3%
11330301		2	0.6%
11330305		1	0.3%
11330403		1	0.3%
11330606		1	0.3%
11330701		1	0.3%
11510302		1	0.3%
11510403		1	0.3%
11520209		1	0.3%
11520307		1	0.3%
11520504		1	0.3%
11520703		1	0.3%
11610205		1	0.3%
11710308		1	0.3%
11710405		1	0.3%
11711003		2	0.6%
11810104		1	0.3%
11910303		1	0.3%
12010502		1	0.3%
12210206		1	0.3%

File : CSEC4Q

Parish: Parish/ward

Value	Label	Cases	Percentage
12210502		1	0.3%
12210602		1	0.3%
12310803		1	0.3%
12410106		1	0.3%
12410302		1	0.3%
12410401		1	0.3%
12410701		1	0.3%
12410802		1	0.3%
20110602		4	1.2%
20111009		1	0.3%
20320203		1	0.3%
20330101		1	0.3%
20330304		1	0.3%
20410103		1	0.3%
20410204		1	0.3%
20420301		1	0.3%
20430101		1	0.3%
20430102		1	0.3%
20430205		1	0.3%
20510401		1	0.3%
20710301		1	0.3%
20810214		4	1.2%
20810404		1	0.3%
20810713		1	0.3%
20920101		1	0.3%
20920104		1	0.3%
21020504		4	1.2%
21110105		1	0.3%
21110303		1	0.3%
21110603		1	0.3%
21210403		1	0.3%
21210504		1	0.3%
21220201		1	0.3%
21230502		1	0.3%
21231101		1	0.3%
21410104		1	0.3%
21410106		1	0.3%
21410202		1	0.3%
21410801		1	0.3%
21411301		1	0.3%
21411303		4	1.2%
21510902		1	0.3%
21511502		1	0.3%

File : CSEC4Q

Parish: Parish/ward

Value	Label	Cases	Percentage
21512002		1	<div></div> 0.3%
21620203		4	<div></div> 1.2%
21810302		1	<div></div> 0.3%
21811504		1	<div></div> 0.3%
21910313		1	<div></div> 0.3%
21910317		4	<div></div> 1.2%
22110902		1	<div></div> 0.3%
22110905		1	<div></div> 0.3%
22210602		1	<div></div> 0.3%
22310805		1	<div></div> 0.3%
22312002		1	<div></div> 0.3%
22312101		2	<div></div> 0.6%
22312103		1	<div></div> 0.3%
22312601		1	<div></div> 0.3%
22312801		1	<div></div> 0.3%
22410505		1	<div></div> 0.3%
22510304		1	<div></div> 0.3%
22511103		1	<div></div> 0.3%
22610101		1	<div></div> 0.3%
22610302		1	<div></div> 0.3%
22610303		1	<div></div> 0.3%
22610405		1	<div></div> 0.3%
22810203		1	<div></div> 0.3%
23010709		1	<div></div> 0.3%
23210104		1	<div></div> 0.3%
23220304		1	<div></div> 0.3%
30210102		1	<div></div> 0.3%
30220105		1	<div></div> 0.3%
30220107		1	<div></div> 0.3%
30220302		1	<div></div> 0.3%
30220405		1	<div></div> 0.3%
30220505		1	<div></div> 0.3%
30320102		1	<div></div> 0.3%
30320207		1	<div></div> 0.3%
30320405		1	<div></div> 0.3%
30340204		1	<div></div> 0.3%
30340401		1	<div></div> 0.3%
30340403		1	<div></div> 0.3%
30340507		1	<div></div> 0.3%
30350304		1	<div></div> 0.3%
30350402		1	<div></div> 0.3%
30410201		1	<div></div> 0.3%
30420401		1	<div></div> 0.3%

File : CSEC4Q

Parish: Parish/ward

Value	Label	Cases	Percentage
30420402		1	0.3%
30430104		1	0.3%
30510208		1	0.3%
30610203		1	0.3%
30610301		4	1.2%
30610601		1	0.3%
30710802		1	0.3%
30710803		1	0.3%
30720203		1	0.3%
30810206		1	0.3%
30910205		1	0.3%
30910305		1	0.3%
30920406		1	0.3%
31010202		1	0.3%
31020603		1	0.3%
31020604		1	0.3%
31020706		1	0.3%
31110302		4	1.2%
31130201		1	0.3%
31210502		1	0.3%
31310205		1	0.3%
31310403		1	0.3%
31410304		1	0.3%
31710101		1	0.3%
31710202		1	0.3%
31710605		1	0.3%
31810302		4	1.2%
31810705		1	0.3%
31811402		1	0.3%
31910303		1	0.3%
31910508		1	0.3%
31910702		1	0.3%
32010303		1	0.3%
32010808		1	0.3%
32110304		1	0.3%
32110505		1	0.3%
32110601		1	0.3%
32110706		1	0.3%
32210802		1	0.3%
32211104		1	0.3%
32310403		1	0.3%
32310604		1	0.3%
32310701		1	0.3%

File : CSEC4Q

Parish: Parish/ward

Value	Label	Cases	Percentage
32310802		1	0.3%
32510102		1	0.3%
32510305		1	0.3%
32510306		2	0.6%
32710303		1	0.3%
32910602		1	0.3%
33010701		1	0.3%
33010703		1	0.3%
33011001		1	0.3%
40220705		1	0.3%
40220805		1	0.3%
40310102		1	0.3%
40310505		1	0.3%
40320102		1	0.3%
40320504		1	0.3%
40330104		1	0.3%
40410203		1	0.3%
40420704		1	0.3%
40440303		1	0.3%
40510402		1	0.3%
40520803		1	0.3%
40521103		1	0.3%
40530104		1	0.3%
40530203		1	0.3%
40610804		1	0.3%
40620102		1	0.3%
40621003		1	0.3%
40621201		1	0.3%
40630307		1	0.3%
40720204		1	0.3%
40720501		1	0.3%
40730303		1	0.3%
40730604		1	0.3%
40810201		1	0.3%
40811202		1	0.3%
40811304		1	0.3%
40910104		1	0.3%
40920305		1	0.3%
40930103		1	0.3%
41010204		1	0.3%
41010502		1	0.3%
41020101		2	0.6%
41030306		1	0.3%

File : CSEC4Q

Parish: Parish/ward

Value	Label	Cases	Percentage	
41110301		1	<div></div>	0.3%
41120302		1	<div></div>	0.3%
41130202		1	<div></div>	0.3%
41130402		1	<div></div>	0.3%
41140202		1	<div></div>	0.3%
41140303		1	<div></div>	0.3%
41210304		1	<div></div>	0.3%
41220107		1	<div></div>	0.3%
41220304		1	<div></div>	0.3%
41411601		1	<div></div>	0.3%
41510502		1	<div></div>	0.3%
41510608		1	<div></div>	0.3%
41511004		1	<div></div>	0.3%
41511407		1	<div></div>	0.3%
41710101		1	<div></div>	0.3%
41710201		1	<div></div>	0.3%
41710401		1	<div></div>	0.3%
41710501		1	<div></div>	0.3%
41711004		1	<div></div>	0.3%
41711404		1	<div></div>	0.3%
41810403		1	<div></div>	0.3%
41820102		1	<div></div>	0.3%
41820201		1	<div></div>	0.3%
41820907		1	<div></div>	0.3%
41920402		1	<div></div>	0.3%
42010704		1	<div></div>	0.3%
42010803		1	<div></div>	0.3%
42110801		1	<div></div>	0.3%
42210204		1	<div></div>	0.3%
42310905		1	<div></div>	0.3%
42610402		1	<div></div>	0.3%

Warning: these figures indicate the number of cases found in the data file. They cannot be interpreted as summary statistics of the population of interest.

Villagecode: Village code

Information	[Type= discrete] [Format=numeric] [Range= 1012040204-4261040201] [Missing=*]			
Statistics [NW/ W]	[Valid=325 +/-] [Invalid=0 +/-]			
Value	Label	Cases	Percentage	
1012040204		1	<div></div>	0.3%
1021010402		1	<div></div>	0.3%
1021010802		1	<div></div>	0.3%
1021020205		1	<div></div>	0.3%
1021020504		1	<div></div>	0.3%
1021020601		1	<div></div>	0.3%
1021020805		1	<div></div>	0.3%

File : CSEC4Q

Villagecode: Village code

Value	Label	Cases	Percentage
1021030109		1	0.3%
1021030203		1	0.3%
1021030412		1	0.3%
1021030504		1	0.3%
1021030509		1	0.3%
1021030606		1	0.3%
1021030803		1	0.3%
1021030904		4	1.2%
1021031208		1	0.3%
1021040102		1	0.3%
1021040203		1	0.3%
1021041002		1	0.3%
1021041118		1	0.3%
1021041701		1	0.3%
1021041903		1	0.3%
1021050106		1	0.3%
1021050307		1	0.3%
1021050405		2	0.6%
1021051004		1	0.3%
1021051305		1	0.3%
1021051506		1	0.3%
1021051832		1	0.3%
1031050505		1	0.3%
1041020405		1	0.3%
1041040304		1	0.3%
1041050403		1	0.3%
1042080404		1	0.3%
1051050201		1	0.3%
1061010108		1	0.3%
1061010902		1	0.3%
1061060602		1	0.3%
1071050302		1	0.3%
1071050503		1	0.3%
1072020601		1	0.3%
1073020305		1	0.3%
1073050702		1	0.3%
1081060309		1	0.3%
1083010101		1	0.3%
1083010505		1	0.3%
1083050204		1	0.3%
1101050107		1	0.3%
1102030601		1	0.3%
1102040107		1	0.3%

File : CSEC4Q

Villagecode: Village code

Value	Label	Cases	Percentage
1102060309		1	0.3%
1102070403		1	0.3%
1103050102		1	0.3%
1103060102		1	0.3%
1111020105		1	0.3%
1112020403		1	0.3%
1112020618		1	0.3%
1121020302		1	0.3%
1121040209		1	0.3%
1122030104		1	0.3%
1122040303		1	0.3%
1131050402		1	0.3%
1131050505		1	0.3%
1131110205		1	0.3%
1131120307		1	0.3%
1131130204		1	0.3%
1131130602		1	0.3%
1133030101		1	0.3%
1133030109		1	0.3%
1133030504		1	0.3%
1133040308		1	0.3%
1133060601		1	0.3%
1133070102		1	0.3%
1151030204		1	0.3%
1151040307		1	0.3%
1152020907		1	0.3%
1152030702		1	0.3%
1152050405		1	0.3%
1152070306		1	0.3%
1161020501		1	0.3%
1171030802		1	0.3%
1171040504		1	0.3%
1171100309		1	0.3%
1171100312		1	0.3%
1181010407		1	0.3%
1191030304		1	0.3%
1201050202		1	0.3%
1221020604		1	0.3%
1221050203		1	0.3%
1221060206		1	0.3%
1231080303		1	0.3%
1241010603		1	0.3%
1241030216		1	0.3%

File : CSEC4Q

Villagecode: Village code

Value	Label	Cases	Percentage
1241040102		1	0.3%
1241070106		1	0.3%
1241080210		1	0.3%
2011060205		4	1.2%
2011100902		1	0.3%
2032020304		1	0.3%
2033010101		1	0.3%
2033030403		1	0.3%
2041010302		1	0.3%
2041020405		1	0.3%
2042030105		1	0.3%
2043010103		1	0.3%
2043010202		1	0.3%
2043020514		1	0.3%
2051040101		1	0.3%
2071030105		1	0.3%
2081021402		4	1.2%
2081040401		1	0.3%
2081071301		1	0.3%
2092010105		1	0.3%
2092010401		1	0.3%
2102050401		4	1.2%
2111010504		1	0.3%
2111030302		1	0.3%
2111060303		1	0.3%
2121040306		1	0.3%
2121050407		1	0.3%
2122020101		1	0.3%
2123050204		1	0.3%
2123110101		1	0.3%
2141010403		1	0.3%
2141010604		1	0.3%
2141020206		1	0.3%
2141080105		1	0.3%
2141130103		1	0.3%
2141130307		4	1.2%
2151090208		1	0.3%
2151150202		1	0.3%
2151200204		1	0.3%
2162020306		4	1.2%
2181030213		1	0.3%
2181150401		1	0.3%
2191031301		1	0.3%

File : CSEC4Q

Villagecode: Village code

Value	Label	Cases	Percentage
2191031702		4	<div></div> 1.2%
2211090203		1	<div></div> 0.3%
2211090505		1	<div></div> 0.3%
2221060201		1	<div></div> 0.3%
2231080506		1	<div></div> 0.3%
2231200204		1	<div></div> 0.3%
2231210104		1	<div></div> 0.3%
2231210105		1	<div></div> 0.3%
2231210302		1	<div></div> 0.3%
2231260115		1	<div></div> 0.3%
2231280102		1	<div></div> 0.3%
2241050511		1	<div></div> 0.3%
2251030415		1	<div></div> 0.3%
2251110322		1	<div></div> 0.3%
2261010102		1	<div></div> 0.3%
2261030205		1	<div></div> 0.3%
2261030301		1	<div></div> 0.3%
2261040510		1	<div></div> 0.3%
2281020304		1	<div></div> 0.3%
2301070905		1	<div></div> 0.3%
2321010406		1	<div></div> 0.3%
2322030405		1	<div></div> 0.3%
3021010215		1	<div></div> 0.3%
3022010508		1	<div></div> 0.3%
3022010708		1	<div></div> 0.3%
3022030205		1	<div></div> 0.3%
3022040505		1	<div></div> 0.3%
3022050502		1	<div></div> 0.3%
3032010205		1	<div></div> 0.3%
3032020706		1	<div></div> 0.3%
3032040506		1	<div></div> 0.3%
3034020408		1	<div></div> 0.3%
3034040102		1	<div></div> 0.3%
3034040304		1	<div></div> 0.3%
3034050711		1	<div></div> 0.3%
3035030411		1	<div></div> 0.3%
3035040205		1	<div></div> 0.3%
3041020101		1	<div></div> 0.3%
3042040105		1	<div></div> 0.3%
3042040201		1	<div></div> 0.3%
3043010404		1	<div></div> 0.3%
3051020803		1	<div></div> 0.3%
3061020306		1	<div></div> 0.3%

File : CSEC4Q

Villagecode: Village code

Value	Label	Cases	Percentage
3061030101		4	<div></div> 1.2%
3061060103		1	<div></div> 0.3%
3071080206		1	<div></div> 0.3%
3071080301		1	<div></div> 0.3%
3072020302		1	<div></div> 0.3%
3081020606		1	<div></div> 0.3%
3091020502		1	<div></div> 0.3%
3091030501		1	<div></div> 0.3%
3092040606		1	<div></div> 0.3%
3101020203		1	<div></div> 0.3%
3102060309		1	<div></div> 0.3%
3102060408		1	<div></div> 0.3%
3102070603		1	<div></div> 0.3%
3111030202		4	<div></div> 1.2%
3113020101		1	<div></div> 0.3%
3121050202		1	<div></div> 0.3%
3131020505		1	<div></div> 0.3%
3131040312		1	<div></div> 0.3%
3141030403		1	<div></div> 0.3%
3171010102		1	<div></div> 0.3%
3171020201		1	<div></div> 0.3%
3171060512		1	<div></div> 0.3%
3181030204		4	<div></div> 1.2%
3181070501		1	<div></div> 0.3%
3181140207		1	<div></div> 0.3%
3191030304		1	<div></div> 0.3%
3191050803		1	<div></div> 0.3%
3191070202		1	<div></div> 0.3%
3201030323		1	<div></div> 0.3%
3201080801		1	<div></div> 0.3%
3211030405		1	<div></div> 0.3%
3211050502		1	<div></div> 0.3%
3211060105		1	<div></div> 0.3%
3211070617		1	<div></div> 0.3%
3221080206		1	<div></div> 0.3%
3221110412		1	<div></div> 0.3%
3231040301		1	<div></div> 0.3%
3231060409		1	<div></div> 0.3%
3231070104		1	<div></div> 0.3%
3231080204		1	<div></div> 0.3%
3251010205		1	<div></div> 0.3%
3251030508		1	<div></div> 0.3%
3251030601		1	<div></div> 0.3%

File : CSEC4Q

Villagecode: Village code

Value	Label	Cases	Percentage
3251030602		1	0.3%
3271030305		1	0.3%
3291060206		1	0.3%
3301070101		1	0.3%
3301070303		1	0.3%
3301100102		1	0.3%
4022070507		1	0.3%
4022080505		1	0.3%
4031010202		1	0.3%
4031050502		1	0.3%
4032010205		1	0.3%
4032050403		1	0.3%
4033010412		1	0.3%
4041020302		1	0.3%
4042070409		1	0.3%
4044030303		1	0.3%
4051040205		1	0.3%
4052080304		1	0.3%
4052110310		1	0.3%
4053010409		1	0.3%
4053020304		1	0.3%
4061080401		1	0.3%
4062010203		1	0.3%
4062100306		1	0.3%
4062120102		1	0.3%
4063030706		1	0.3%
4072020402		1	0.3%
4072050104		1	0.3%
4073030305		1	0.3%
4073060419		1	0.3%
4081020104		1	0.3%
4081120206		1	0.3%
4081130406		1	0.3%
4091010401		1	0.3%
4092030509		1	0.3%
4093010304		1	0.3%
4101020405		1	0.3%
4101050204		1	0.3%
4102010106		1	0.3%
4102010107		1	0.3%
4103030601		1	0.3%
4111030105		1	0.3%
4112030202		1	0.3%

File : CSEC4Q

Villagecode: Village code

Value	Label	Cases	Percentage
4113020204		1	0.3%
4113040203		1	0.3%
4114020204		1	0.3%
4114030308		1	0.3%
4121030414		1	0.3%
4122010704		1	0.3%
4122030405		1	0.3%
4141160106		1	0.3%
4151050204		1	0.3%
4151060812		1	0.3%
4151100404		1	0.3%
4151140703		1	0.3%
4171010109		1	0.3%
4171020103		1	0.3%
4171040107		1	0.3%
4171050107		1	0.3%
4171100404		1	0.3%
4171140402		1	0.3%
4181040301		1	0.3%
4182010203		1	0.3%
4182020104		1	0.3%
4182090702		1	0.3%
4192040205		1	0.3%
4201070403		1	0.3%
4201080309		1	0.3%
4211080107		1	0.3%
4221020401		1	0.3%
4231090509		1	0.3%
4261040201		1	0.3%

Warning: these figures indicate the number of cases found in the data file. They cannot be interpreted as summary statistics of the population of interest.

C4QQ123_1: Clearly written attendance policy

Information	[Type= discrete] [Format=character] [Missing=*]		
Statistics [NW/ W]	[Valid=199 /-] [Invalid=0 /-]		
Value	Label	Cases	Percentage
N		163	81.9%
Y		36	18.1%

Warning: these figures indicate the number of cases found in the data file. They cannot be interpreted as summary statistics of the population of interest.

C4QQ123_2: Disciplinary action “ stern warning

Information	[Type= discrete] [Format=character] [Missing=*]		
Statistics [NW/ W]	[Valid=198 /-] [Invalid=0 /-]		
Value	Label	Cases	Percentage
N		130	65.7%

File : CSEC4Q			
# C4QQ123_2: Disciplinary action “ stern warning			
Value	Label	Cases	Percentage
Y		68	34.3%
<i>Warning: these figures indicate the number of cases found in the data file. They cannot be interpreted as summary statistics of the population of interest.</i>			
# C4QQ123_3: Disciplinary action “ dismissal/termination			
Information	[Type= discrete] [Format=character] [Missing=*]		
Statistics [NW/ W]	[Valid=197 /-] [Invalid=0 /-]		
Value	Label	Cases	Percentage
N		188	95.4%
Y		9	4.6%
<i>Warning: these figures indicate the number of cases found in the data file. They cannot be interpreted as summary statistics of the population of interest.</i>			
# C4QQ123_4: Increase in allowances			
Information	[Type= discrete] [Format=character] [Missing=*]		
Statistics [NW/ W]	[Valid=197 /-] [Invalid=0 /-]		
Value	Label	Cases	Percentage
N		195	99.0%
Y		2	1.0%
<i>Warning: these figures indicate the number of cases found in the data file. They cannot be interpreted as summary statistics of the population of interest.</i>			
# C4QQ123_5: Salary increment			
Information	[Type= discrete] [Format=character] [Missing=*]		
Statistics [NW/ W]	[Valid=197 /-] [Invalid=0 /-]		
Value	Label	Cases	Percentage
N		197	100.0%
<i>Warning: these figures indicate the number of cases found in the data file. They cannot be interpreted as summary statistics of the population of interest.</i>			
# C4QQ123_6: Provision of housing			
Information	[Type= discrete] [Format=character] [Missing=*]		
Statistics [NW/ W]	[Valid=197 /-] [Invalid=0 /-]		
Value	Label	Cases	Percentage
N		157	79.7%
Y		40	20.3%
<i>Warning: these figures indicate the number of cases found in the data file. They cannot be interpreted as summary statistics of the population of interest.</i>			
# C4QQ123_7: Provision of transport			
Information	[Type= discrete] [Format=character] [Missing=*]		
Statistics [NW/ W]	[Valid=197 /-] [Invalid=0 /-]		
Value	Label	Cases	Percentage
N		196	99.5%
Y		1	0.5%
<i>Warning: these figures indicate the number of cases found in the data file. They cannot be interpreted as summary statistics of the population of interest.</i>			
# C4QQ123_8: Introduction of daily attendance registers			
Information	[Type= discrete] [Format=character] [Missing=*]		
Statistics [NW/ W]	[Valid=199 /-] [Invalid=0 /-]		

File : CSEC4Q

C4QQ123_8: Introduction of daily attendance registers

Value	Label	Cases	Percentage
N		122	<div></div> 61.3%
Y		77	<div></div> 38.7%

Warning: these figures indicate the number of cases found in the data file. They cannot be interpreted as summary statistics of the population of interest.

C4QQ123_9: Improving the work environment through ICT

Information	[Type= discrete] [Format=character] [Missing=*]
Statistics [NW/ W]	[Valid=197 /-] [Invalid=0 /-]

Value	Label	Cases	Percentage
N		197	<div></div> 100.0%

Warning: these figures indicate the number of cases found in the data file. They cannot be interpreted as summary statistics of the population of interest.

C4QQ123_10: Improving the work environment through favorable policies and work safety improv

Information	[Type= discrete] [Format=character] [Missing=*]
Statistics [NW/ W]	[Valid=197 /-] [Invalid=0 /-]

Value	Label	Cases	Percentage
N		193	<div></div> 98.0%
Y		4	<div></div> 2.0%

Warning: these figures indicate the number of cases found in the data file. They cannot be interpreted as summary statistics of the population of interest.

C4QQ123_11: Close supervision

Information	[Type= discrete] [Format=character] [Missing=*]
Statistics [NW/ W]	[Valid=198 /-] [Invalid=0 /-]

Value	Label	Cases	Percentage
N		127	<div></div> 64.1%
Y		71	<div></div> 35.9%

Warning: these figures indicate the number of cases found in the data file. They cannot be interpreted as summary statistics of the population of interest.

C4QQ123_12: More staff recruited

Information	[Type= discrete] [Format=character] [Missing=*]
Statistics [NW/ W]	[Valid=198 /-] [Invalid=0 /-]

Value	Label	Cases	Percentage
N		177	<div></div> 89.4%
Y		21	<div></div> 10.6%

Warning: these figures indicate the number of cases found in the data file. They cannot be interpreted as summary statistics of the population of interest.

C4QQ123_13: Capacity built in leadership, Mgt/ attendance control

Information	[Type= discrete] [Format=character] [Missing=*]
Statistics [NW/ W]	[Valid=197 /-] [Invalid=0 /-]

Value	Label	Cases	Percentage
N		194	<div></div> 98.5%
Y		3	<div></div> 1.5%

Warning: these figures indicate the number of cases found in the data file. They cannot be interpreted as summary statistics of the population of interest.

C4QQ123_14: Flexible work schedule

Information	[Type= discrete] [Format=character] [Missing=*]
-------------	---

File : CSEC4Q

C4QQ123_14: Flexible work schedule

Statistics [NW/ W] [Valid=199 /-] [Invalid=0 /-]

Value	Label	Cases	Percentage
N		150	<div></div> 75.4%
Y		49	<div></div> 24.6%

Warning: these figures indicate the number of cases found in the data file. They cannot be interpreted as summary statistics of the population of interest.

C4QQ123_15: Inclusion of absenteeism rate on job performance appraisal

Information [Type= discrete] [Format=character] [Missing=*]

Statistics [NW/ W] [Valid=197 /-] [Invalid=0 /-]

Value	Label	Cases	Percentage
N		191	<div></div> 97.0%
Y		6	<div></div> 3.0%

Warning: these figures indicate the number of cases found in the data file. They cannot be interpreted as summary statistics of the population of interest.

C4QQ123_16: Recognise staff with outstanding attendance record (employee bonus, award)

Information [Type= discrete] [Format=character] [Missing=*]

Statistics [NW/ W] [Valid=197 /-] [Invalid=0 /-]

Value	Label	Cases	Percentage
N		194	<div></div> 98.5%
Y		3	<div></div> 1.5%

Warning: these figures indicate the number of cases found in the data file. They cannot be interpreted as summary statistics of the population of interest.

C4QQ123_17: Job enrichment/enlargement/rotation to reduce absenteeism

Information [Type= discrete] [Format=character] [Missing=*]

Statistics [NW/ W] [Valid=197 /-] [Invalid=0 /-]

Value	Label	Cases	Percentage
N		197	<div></div> 100.0%

Warning: these figures indicate the number of cases found in the data file. They cannot be interpreted as summary statistics of the population of interest.

C4QQ123_18: Other, please specify

Information [Type= discrete] [Format=character] [Missing=*]

Statistics [NW/ W] [Valid=64 /-] [Invalid=0 /-]

Value	Label	Cases	Percentage
Appraisal forms		1	<div></div> 1.6%
Arrival book		1	<div></div> 1.6%
CALL FOR MEETINGS		1	<div></div> 1.6%
COUNCILLING		1	<div></div> 1.6%
DAILY REGISTER		1	<div></div> 1.6%
DUTY ROSTA		4	<div></div> 6.2%
DUTY ROSTER		4	<div></div> 6.2%
DUTYB ROSTA		1	<div></div> 1.6%
Duty Roster		2	<div></div> 3.1%
Duty roster		3	<div></div> 4.7%

File : CSEC4Q

C4QQ123_18: Other, please specify

Value	Label	Cases	Percentage
Duty rotser		1	1.6%
INTRODUCTION OF DUTY ROSTER		1	1.6%
LEAVING ROASTER		1	1.6%
MAKING STAFF TO STAY NEAR THE CENTRE		1	1.6%
Management committee deals with such issues		1	1.6%
NONE		3	4.7%
None at all		1	1.6%
Nothing		1	1.6%
Nothing at all		1	1.6%
REGULAR MEETINGS WITH HEALTH MANAGEMENT COMMITTEE		1	1.6%
REGULAR MEETINGS TO AIR OUT ANY PROBLEMS		1	1.6%
REGULAR STAFF MEETINGS		1	1.6%
REPORTING TO THE DISTRICT		1	1.6%
Regular provision of leaves		1	1.6%
Reports to Health Sub Distric Office		1	1.6%
STRICK ROSTER		1	1.6%
SUPPORT FROM UNHCR STAFF		1	1.6%
US OF DUTY ROASTER		1	1.6%
US OF REGISTER BOOKS IN DIFFERENT UNIT /LEVELS		1	1.6%
USE OF MONITORING BOOK		1	1.6%

File : CSEC4Q

C4QQ123_18: Other, please specify

Value	Label	Cases	Percentage
USE OF PROFESSIONAL CODE CONDUCT.		1	<div></div> 1.6%
USE OF DUTY ROASTER		5	<div></div> 7.8%
USE OF PERMISSION BOOK		1	<div></div> 1.6%
USE OF PERMISSION SHEETS		1	<div></div> 1.6%
USE OF REGULAR STAFF MEETINGS		2	<div></div> 3.1%
Use of duty roaster		1	<div></div> 1.6%
WEEKLY FORM		1	<div></div> 1.6%
continuous filling of forms for those not in pay roll.		1	<div></div> 1.6%
duty roster		2	<div></div> 3.1%
none		2	<div></div> 3.1%
nothing		1	<div></div> 1.6%
use of permission sheet		2	<div></div> 3.1%
use of staff discipline chart		3	<div></div> 4.7%

Warning: these figures indicate the number of cases found in the data file. They cannot be interpreted as summary statistics of the population of interest.

C4QQ123_19: Other, please specify

Information	[Type= discrete] [Format=character] [Missing=*]		
Statistics [NW/ W]	[Valid=13 /-] [Invalid=0 /-]		
Value	Label	Cases	Percentage
NA		1	<div></div> 7.7%
NONE		2	<div></div> 15.4%
None		1	<div></div> 7.7%
Provision of food to staff		1	<div></div> 7.7%
REGULAR STAFF MEETINGS		1	<div></div> 7.7%
STAFF LEAVING WRITES A REPORT		1	<div></div> 7.7%
THE STAFF WHO IS LEAVING HAS		1	<div></div> 7.7%

File : CSEC4Q

C4QQ123_19: Other, please specify

Value	Label	Cases	Percentage
TO WRITE A REPORT			
USE OF LEAVE ROASTER		1	<div></div> 7.7%
USE OF PERMISSION SHEETS		1	<div></div> 7.7%
Use of suspension		1	<div></div> 7.7%
none		1	<div></div> 7.7%
use of duty roaster		1	<div></div> 7.7%

Warning: these figures indicate the number of cases found in the data file. They cannot be interpreted as summary statistics of the population of interest.

C4QQ123_20: Other, please specify

Information	[Type= discrete] [Format=character] [Missing=*]		
Statistics [NW/ W]	[Valid=4 /-] [Invalid=0 /-]		
Value	Label	Cases	Percentage
NA		1	<div></div> 25.0%
None		1	<div></div> 25.0%
none		1	<div></div> 25.0%
use of departmental reports		1	<div></div> 25.0%

Warning: these figures indicate the number of cases found in the data file. They cannot be interpreted as summary statistics of the population of interest.

C4QQ123_A: Most effective

Information	[Type= discrete] [Format=numeric] [Range= 1-20] [Missing=*]		
Statistics [NW/ W]	[Valid=273 /-] [Invalid=52 /-]		
Value	Label	Cases	Percentage
1	Clearly written attendace policy	27	<div></div> 9.9%
2	Disiplinary action-stern warning	58	<div></div> 21.2%
3	Disiplinary action-dismissal/terminatio	2	<div></div> 0.7%
4	Increase in allowances	0	
5	Salary increment	0	
6	Provision of housing	33	<div></div> 12.1%
7	Provision of transport	0	
8	Introduction of daily registers	82	<div></div> 30.0%
9	Improving the work enviroment through ICT	0	
10	Improving the work enviroment through favourable policies and work safety inprovements	0	
11	Close supervision	23	<div></div> 8.4%
12	More staff recruited	1	<div></div> 0.4%
13	Capacity built in leadership,Mgt/attendance contro	1	<div></div> 0.4%
14	Flexible work schedule	22	<div></div> 8.1%
15	Inclusion of absenteeism rate on job performance appraisal	3	<div></div> 1.1%

File : CSEC4Q

C4QQ123_A: Most effective

Value	Label	Cases	Percentage
16	Recorgonise staff with outstanding attendance record(employee bonus,award)	1	0.4%
17	Job enrichment/enlargement/rotation to reduce absenteeism	0	
18	Others,please specify	19	7.0%
19	Others,please specify	0	
20	Others,please specify	1	0.4%
Sysmiss		52	

Warning: these figures indicate the number of cases found in the data file. They cannot be interpreted as summary statistics of the population of interest.

C4QQ123_B: Second most effective

Information	[Type= discrete] [Format=numeric] [Range= 1-20] [Missing=*]
Statistics [NW/ W]	[Valid=273 /-] [Invalid=52 /-]

Value	Label	Cases	Percentage
1	Clearly written attendace policy	10	3.7%
2	Disiplinary action-stern warning	43	15.8%
3	Disiplinary action-dismissal/terminatio	9	3.3%
4	Increase in allowances	0	
5	Salary increment	0	
6	Provision of housing	24	8.8%
7	Provision of transport	0	
8	Introduction of daily registers	73	26.7%
9	Improving the work enviroment through ICT	0	
10	Improving the work enviroment through favourable policies and work safety improvements	0	
11	Close supervision	33	12.1%
12	More staff recruited	2	0.7%
13	Capacity built in leadership,Mgt/attendance contro	2	0.7%
14	Flexible work schedule	30	11.0%
15	Inclusion of absenteeism rate on job performance appraisal	0	
16	Recorgonise staff with outstanding attendance record(employee bonus,award)	1	0.4%
17	Job enrichment/enlargement/rotation to reduce absenteeism	0	
18	Others,please specify	37	13.6%
19	Others,please specify	7	2.6%
20	Others,please specify	2	0.7%
Sysmiss		52	

Warning: these figures indicate the number of cases found in the data file. They cannot be interpreted as summary statistics of the population of interest.

C4QQ123_C: Third most effective

Information	[Type= discrete] [Format=numeric] [Range= 1-20] [Missing=*]
Statistics [NW/ W]	[Valid=272 /-] [Invalid=53 /-]

Value	Label	Cases	Percentage
1	Clearly written attendace policy	9	3.3%
2	Disiplinary action-stern warning	48	17.6%
3	Disiplinary action-dismissal/terminatio	15	5.5%

File : CSEC4Q

C4QQ123_C: Third most effective

Value	Label	Cases	Percentage
4	Increase in allowances	0	
5	Salary increment	0	
6	Provision of housing	3	1.1%
7	Provision of transport	0	
8	Introduction of daily registers	25	9.2%
9	Improving the work enviroment through ICT	0	
10	Improving the work enviroment through favourable policies and work safety improvements	0	
11	Close supervision	70	25.7%
12	More staff recruited	5	1.8%
13	Capacity built in leadership,Mgt/attendance contro	0	
14	Flexible work schedule	20	7.4%
15	Inclusion of absenteeism rate on job performance appraisal	2	0.7%
16	Recorgonise staff with outstanding attendance record(employee bonus,award)	0	
17	Job enrichment/enlargement/rotation to reduce absenteeism	0	
18	Others,please specify	41	15.1%
19	Others,please specify	27	9.9%
20	Others,please specify	7	2.6%
Sysmiss		53	

Warning: these figures indicate the number of cases found in the data file. They cannot be interpreted as summary statistics of the population of interest.

Health_Response: Health Response Status

Information	[Type= discrete] [Format=numeric] [Range= 1-3] [Missing=*]
Statistics [NW/ W]	[Valid=299 /-] [Invalid=26 /-]

Value	Label	Cases	Percentage
1	Completed	223	74.6%
2	Partially Done	22	7.4%
3	Not Done	54	18.1%
Sysmiss		26	

Warning: these figures indicate the number of cases found in the data file. They cannot be interpreted as summary statistics of the population of interest.

Reason_Health_Not_Done: Reason Health not done:

Information	[Type= discrete] [Format=character] [Missing=*]
Statistics [NW/ W]	[Valid=50 /-] [Invalid=0 /-]

Value	Label	Cases	Percentage
Available facility is a hospital NAGURU		1	2.0%
FACILITY MAINLY USED IS HOSPITAL		1	2.0%
Facility not open. Staff absenteeism.		1	2.0%

File : CSEC4Q

Reason_Health_Not_Done: Reason Health not done:

Value	Label	Cases	Percentage
HEALTH CENTRE DEMOLISHED FOR RENOVATION		1	<div></div> 2.0%
HEALTH WORK NOT FOUND TO BE DONE DURING THE 2nd VISIT		1	<div></div> 2.0%
Hospital		1	<div></div> 2.0%
Hospital Level		1	<div></div> 2.0%
Hospital is most common Facility		1	<div></div> 2.0%
Hospital level		1	<div></div> 2.0%
IN CHARGE & ASSISTANT IN WORKSOP FOR A WEEK. TO BE DONE DURING SECOND VISIST		1	<div></div> 2.0%
IN CHARGE NOT AROUND TO BE CAPTURED DURING 2nd VISIT		1	<div></div> 2.0%
INCHARGE HAD GONE TO THE REFUGEE CAMP FOR A MEETING		1	<div></div> 2.0%
INCHARGE NEEDED AN INTRODUCTOR LETTER FROM THE DISTRICT HEALTH OFFFICER		1	<div></div> 2.0%
INCHARGE NOT AROUND & OTHERS WERE TOO BUSY TO ATTEND TO ME		1	<div></div> 2.0%
Main facility is a Hospital		1	<div></div> 2.0%
NO BODY WAS AT THE HEALTH CENTER/ IT WAS LOCKED FOR THE THREE DAS		1	<div></div> 2.0%

File : CSEC4Q

Reason_Health_Not_Done: Reason Health not done:

Value	Label	Cases	Percentage
WE WERE IN THE EA			
NOT DONE, ITS A WEEKEND		1	<div></div> 2.0%
Not there. Go to mainland at different locations		1	<div></div> 2.0%
Refferal Hospital		3	<div></div> 6.0%
Refferal hospital		1	<div></div> 2.0%
THE COMMUNITY MAINLY USES LUBAGA HOSPITAL		1	<div></div> 2.0%
THE COMMUNITY MEMBERS ACCESS THEIR TREATMENT FROM NAGURU HOSPITAL		1	<div></div> 2.0%
THE COMMUNITY USE MASINDI HOSPITAL		1	<div></div> 2.0%
THE COMMUNITY USE KAGADI HOSPITAL		1	<div></div> 2.0%
THE COMMUNITY USES A HOSPITAL		1	<div></div> 2.0%
THE COMMUNITY USES THE HOSPITAL		1	<div></div> 2.0%
THE COMMUNITY USES THE HOSPITAL HENCE NOT DATA IS COLLECTED FROM .		1	<div></div> 2.0%
THE ONE RESPONSIBLE FOR ANSWERING WASNT PRESENT. WILL DO IT NEXT VISIT		1	<div></div> 2.0%

File : CSEC4Q

Reason_Health_Not_Done: Reason Health not done:

Value	Label	Cases	Percentage
THEY HAD ALL GONE FOR OUTREACH(THEY ARE ONLY TWO)		1	2.0%
THEY USE A PRIVATE HOSPITAL & P7 PUPILS HAD ALREADY LEFT SCHOOL.		1	2.0%
THEY USE NAGURU HOSPITAL		1	2.0%
The Community uses the Referral Hospital		1	2.0%
The community members mainly go to Entebbe hospital		1	2.0%
They use a hospital called buloba st. francis hospital		1	2.0%
They use the main Hospital KAYUNGA HOSPITAL		1	2.0%
WEEKEND		1	2.0%
data collected by another team in trip 1		1	2.0%
done by another team in trip 1		1	2.0%
it's a government hospital (st francis buluba hospital)		1	2.0%
no health centre at the island		1	2.0%
staff gone on outreach		2	4.0%
the community now uses Mulago Hospital after the HC has been demolished for renovation		1	2.0%
the community uses Naguru Hospital		1	2.0%

File : CSEC4Q

Reason_Health_Not_Done: Reason Health not done:

Value	Label	Cases	Percentage
the community uses a private hospital		1	<div></div> 2.0%
they mainly use Nsambya hospital		1	<div></div> 2.0%
they use a gov"t hospital (kamuli hospital)		1	<div></div> 2.0%
weekend		1	<div></div> 2.0%

Warning: these figures indicate the number of cases found in the data file. They cannot be interpreted as summary statistics of the population of interest.

File : CSEC4R

District_Name: District name

Information [Type= discrete] [Format=numeric] [Range= 101-426] [Missing=*]

Statistics [NW/ W] [Valid=308 /-] [Invalid=0 /-]

Value	Label	Cases	Percentage
101		1	0.3%
102		29	9.4%
103		1	0.3%
104		4	1.3%
105		1	0.3%
106		3	1.0%
107		5	1.6%
108		4	1.3%
110		7	2.3%
111		3	1.0%
112		4	1.3%
113		12	3.9%
115		6	1.9%
116		1	0.3%
117		4	1.3%
118		1	0.3%
119		1	0.3%
120		1	0.3%
122		3	1.0%
123		1	0.3%
124		5	1.6%
201		3	1.0%
203		3	1.0%
204		6	1.9%
205		1	0.3%
207		1	0.3%
208		4	1.3%
209		2	0.6%
210		4	1.3%
211		3	1.0%
212		5	1.6%
214		9	2.9%
215		3	1.0%
216		2	0.6%
218		2	0.6%
219		3	1.0%
221		2	0.6%
222		1	0.3%
223		7	2.3%
224		1	0.3%
225		2	0.6%

File : CSEC4R

District_Name: District name

Value	Label	Cases	Percentage
226		4	<div></div> 1.3%
228		1	<div></div> 0.3%
230		1	<div></div> 0.3%
232		2	<div></div> 0.6%
302		6	<div></div> 1.9%
303		9	<div></div> 2.9%
304		4	<div></div> 1.3%
305		1	<div></div> 0.3%
306		4	<div></div> 1.3%
307		3	<div></div> 1.0%
308		1	<div></div> 0.3%
309		3	<div></div> 1.0%
310		4	<div></div> 1.3%
311		3	<div></div> 1.0%
312		1	<div></div> 0.3%
313		2	<div></div> 0.6%
314		1	<div></div> 0.3%
317		3	<div></div> 1.0%
318		4	<div></div> 1.3%
319		3	<div></div> 1.0%
320		2	<div></div> 0.6%
321		4	<div></div> 1.3%
322		2	<div></div> 0.6%
323		4	<div></div> 1.3%
325		4	<div></div> 1.3%
327		1	<div></div> 0.3%
329		1	<div></div> 0.3%
330		3	<div></div> 1.0%
402		2	<div></div> 0.6%
403		5	<div></div> 1.6%
404		3	<div></div> 1.0%
405		5	<div></div> 1.6%
406		5	<div></div> 1.6%
407		4	<div></div> 1.3%
408		3	<div></div> 1.0%
409		3	<div></div> 1.0%
410		5	<div></div> 1.6%
411		6	<div></div> 1.9%
412		3	<div></div> 1.0%
414		1	<div></div> 0.3%
415		4	<div></div> 1.3%
417		6	<div></div> 1.9%
418		4	<div></div> 1.3%

File : CSEC4R

District_Name: District name

Value	Label	Cases	Percentage
419		1	0.3%
420		2	0.6%
421		1	0.3%
422		1	0.3%
423		1	0.3%
426		1	0.3%

Warning: these figures indicate the number of cases found in the data file. They cannot be interpreted as summary statistics of the population of interest.

SubCounty: Sub-county/division/town council

Information	[Type= discrete] [Format=numeric] [Range= 101204-426104] [Missing=*]
Statistics [NW/ W]	[Valid=308 /-] [Invalid=0 /-]

Value	Label	Cases	Percentage
101204		1	0.3%
102101		2	0.6%
102102		4	1.3%
102103		10	3.2%
102104		6	1.9%
102105		7	2.3%
103105		1	0.3%
104102		1	0.3%
104104		1	0.3%
104105		1	0.3%
104208		1	0.3%
105105		1	0.3%
106101		2	0.6%
106106		1	0.3%
107105		2	0.6%
107202		1	0.3%
107302		1	0.3%
107305		1	0.3%
108106		1	0.3%
108301		2	0.6%
108305		1	0.3%
110105		1	0.3%
110203		1	0.3%
110204		1	0.3%
110206		1	0.3%
110207		1	0.3%
110305		1	0.3%
110306		1	0.3%
111102		1	0.3%
111202		2	0.6%
112102		1	0.3%
112104		1	0.3%

File : CSEC4R

SubCounty: Sub-county/division/town council

Value	Label	Cases	Percentage
112203		1	<div></div> 0.3%
112204		1	<div></div> 0.3%
113105		2	<div></div> 0.6%
113111		1	<div></div> 0.3%
113112		1	<div></div> 0.3%
113113		2	<div></div> 0.6%
113303		3	<div></div> 1.0%
113304		1	<div></div> 0.3%
113306		1	<div></div> 0.3%
113307		1	<div></div> 0.3%
115103		1	<div></div> 0.3%
115104		1	<div></div> 0.3%
115202		1	<div></div> 0.3%
115203		1	<div></div> 0.3%
115205		1	<div></div> 0.3%
115207		1	<div></div> 0.3%
116102		1	<div></div> 0.3%
117103		1	<div></div> 0.3%
117104		1	<div></div> 0.3%
117110		2	<div></div> 0.6%
118101		1	<div></div> 0.3%
119103		1	<div></div> 0.3%
120105		1	<div></div> 0.3%
122102		1	<div></div> 0.3%
122105		1	<div></div> 0.3%
122106		1	<div></div> 0.3%
123108		1	<div></div> 0.3%
124101		1	<div></div> 0.3%
124103		1	<div></div> 0.3%
124104		1	<div></div> 0.3%
124107		1	<div></div> 0.3%
124108		1	<div></div> 0.3%
201106		2	<div></div> 0.6%
201110		1	<div></div> 0.3%
203202		1	<div></div> 0.3%
203301		1	<div></div> 0.3%
203303		1	<div></div> 0.3%
204101		1	<div></div> 0.3%
204102		1	<div></div> 0.3%
204203		1	<div></div> 0.3%
204301		2	<div></div> 0.6%
204302		1	<div></div> 0.3%
205104		1	<div></div> 0.3%

File : CSEC4R

SubCounty: Sub-county/division/town council

Value	Label	Cases	Percentage
207103		1	0.3%
208102		2	0.6%
208104		1	0.3%
208107		1	0.3%
209201		2	0.6%
210205		4	1.3%
211101		1	0.3%
211103		1	0.3%
211106		1	0.3%
212104		1	0.3%
212105		1	0.3%
212202		1	0.3%
212305		1	0.3%
212311		1	0.3%
214101		2	0.6%
214102		1	0.3%
214108		1	0.3%
214113		5	1.6%
215109		1	0.3%
215115		1	0.3%
215120		1	0.3%
216202		2	0.6%
218103		1	0.3%
218115		1	0.3%
219103		3	1.0%
221109		2	0.6%
222106		1	0.3%
223108		1	0.3%
223120		1	0.3%
223121		3	1.0%
223126		1	0.3%
223128		1	0.3%
224105		1	0.3%
225103		1	0.3%
225111		1	0.3%
226101		1	0.3%
226103		2	0.6%
226104		1	0.3%
228102		1	0.3%
230107		1	0.3%
232101		1	0.3%
232203		1	0.3%
302101		1	0.3%












































File : CSEC4R

SubCounty: Sub-county/division/town council

Value	Label	Cases	Percentage
302201		2	0.6%
302203		1	0.3%
302204		1	0.3%
302205		1	0.3%
303201		1	0.3%
303202		1	0.3%
303204		1	0.3%
303402		1	0.3%
303404		2	0.6%
303405		1	0.3%
303503		1	0.3%
303504		1	0.3%
304102		1	0.3%
304204		2	0.6%
304301		1	0.3%
305102		1	0.3%
306102		1	0.3%
306103		2	0.6%
306106		1	0.3%
307108		2	0.6%
307202		1	0.3%
308102		1	0.3%
309102		1	0.3%
309103		1	0.3%
309204		1	0.3%
310102		1	0.3%
310206		2	0.6%
310207		1	0.3%
311103		2	0.6%
311302		1	0.3%
312105		1	0.3%
313102		1	0.3%
313104		1	0.3%
314103		1	0.3%
317101		1	0.3%
317102		1	0.3%
317106		1	0.3%
318103		2	0.6%
318107		1	0.3%
318114		1	0.3%
319103		1	0.3%
319105		1	0.3%
319107		1	0.3%

File : CSEC4R

SubCounty: Sub-county/division/town council

Value	Label	Cases	Percentage
320103		1	 0.3%
320108		1	 0.3%
321103		1	 0.3%
321105		1	 0.3%
321106		1	 0.3%
321107		1	 0.3%
322108		1	 0.3%
322111		1	 0.3%
323104		1	 0.3%
323106		1	 0.3%
323107		1	 0.3%
323108		1	 0.3%
325101		1	 0.3%
325103		3	 1.0%
327103		1	 0.3%
329106		1	 0.3%
330107		2	 0.6%
330110		1	 0.3%
402207		1	 0.3%
402208		1	 0.3%
403101		1	 0.3%
403105		1	 0.3%
403201		1	 0.3%
403205		1	 0.3%
403301		1	 0.3%
404102		1	 0.3%
404207		1	 0.3%
404403		1	 0.3%
405104		1	 0.3%
405208		1	 0.3%
405211		1	 0.3%
405301		1	 0.3%
405302		1	 0.3%
406108		1	 0.3%
406201		1	 0.3%
406210		1	 0.3%
406212		1	 0.3%
406303		1	 0.3%
407202		1	 0.3%
407205		1	 0.3%
407303		1	 0.3%
407306		1	 0.3%
408102		1	 0.3%

File : CSEC4R

SubCounty: Sub-county/division/town council

Value	Label	Cases	Percentage
408112		1	<div></div> 0.3%
408113		1	<div></div> 0.3%
409101		1	<div></div> 0.3%
409203		1	<div></div> 0.3%
409301		1	<div></div> 0.3%
410102		1	<div></div> 0.3%
410105		1	<div></div> 0.3%
410201		2	<div></div> 0.6%
410303		1	<div></div> 0.3%
411103		1	<div></div> 0.3%
411203		1	<div></div> 0.3%
411302		1	<div></div> 0.3%
411304		1	<div></div> 0.3%
411402		1	<div></div> 0.3%
411403		1	<div></div> 0.3%
412103		1	<div></div> 0.3%
412201		1	<div></div> 0.3%
412203		1	<div></div> 0.3%
414116		1	<div></div> 0.3%
415105		1	<div></div> 0.3%
415106		1	<div></div> 0.3%
415110		1	<div></div> 0.3%
415114		1	<div></div> 0.3%
417101		1	<div></div> 0.3%
417102		1	<div></div> 0.3%
417104		1	<div></div> 0.3%
417105		1	<div></div> 0.3%
417110		1	<div></div> 0.3%
417114		1	<div></div> 0.3%
418104		1	<div></div> 0.3%
418201		1	<div></div> 0.3%
418202		1	<div></div> 0.3%
418209		1	<div></div> 0.3%
419204		1	<div></div> 0.3%
420107		1	<div></div> 0.3%
420108		1	<div></div> 0.3%
421108		1	<div></div> 0.3%
422102		1	<div></div> 0.3%
423109		1	<div></div> 0.3%
426104		1	<div></div> 0.3%

Warning: these figures indicate the number of cases found in the data file. They cannot be interpreted as summary statistics of the population of interest.

Parish: Parish/ward

Information [Type= discrete] [Format=numeric] [Range= 10120402-42610402] [Missing=*]

File : CSEC4R

Parish: Parish/ward

Statistics [NW/ W] [Valid=308 /-] [Invalid=0 /-]

Value	Label	Cases	Percentage
10120402		1	0.3%
10210104		1	0.3%
10210108		1	0.3%
10210202		1	0.3%
10210205		1	0.3%
10210206		1	0.3%
10210208		1	0.3%
10210301		1	0.3%
10210302		1	0.3%
10210304		1	0.3%
10210305		2	0.6%
10210306		1	0.3%
10210308		1	0.3%
10210309		2	0.6%
10210312		1	0.3%
10210401		1	0.3%
10210402		1	0.3%
10210410		1	0.3%
10210411		1	0.3%
10210417		1	0.3%
10210419		1	0.3%
10210501		1	0.3%
10210503		1	0.3%
10210504		1	0.3%
10210510		1	0.3%
10210513		1	0.3%
10210515		1	0.3%
10210518		1	0.3%
10310505		1	0.3%
10410204		1	0.3%
10410403		1	0.3%
10410504		1	0.3%
10420804		1	0.3%
10510502		1	0.3%
10610101		1	0.3%
10610109		1	0.3%
10610606		1	0.3%
10710503		1	0.3%
10710505		1	0.3%
10720206		1	0.3%
10730203		1	0.3%
10730507		1	0.3%

File : CSEC4R

Parish: Parish/ward

Value	Label	Cases	Percentage
10810603		1	0.3%
10830101		1	0.3%
10830105		1	0.3%
10830502		1	0.3%
11010501		1	0.3%
11020306		1	0.3%
11020401		1	0.3%
11020603		1	0.3%
11020704		1	0.3%
11030501		1	0.3%
11030601		1	0.3%
11110201		1	0.3%
11120204		1	0.3%
11120206		1	0.3%
11210203		1	0.3%
11210402		1	0.3%
11220301		1	0.3%
11220403		1	0.3%
11310504		1	0.3%
11310505		1	0.3%
11311102		1	0.3%
11311203		1	0.3%
11311302		1	0.3%
11311306		1	0.3%
11330301		2	0.6%
11330305		1	0.3%
11330403		1	0.3%
11330606		1	0.3%
11330701		1	0.3%
11510302		1	0.3%
11510403		1	0.3%
11520209		1	0.3%
11520307		1	0.3%
11520504		1	0.3%
11520703		1	0.3%
11610205		1	0.3%
11710308		1	0.3%
11710405		1	0.3%
11711003		2	0.6%
11810104		1	0.3%
11910303		1	0.3%
12010502		1	0.3%
12210206		1	0.3%

File : CSEC4R

Parish: Parish/ward

Value	Label	Cases	Percentage
12210502		1	0.3%
12210602		1	0.3%
12310803		1	0.3%
12410106		1	0.3%
12410302		1	0.3%
12410401		1	0.3%
12410701		1	0.3%
12410802		1	0.3%
20110602		2	0.6%
20111009		1	0.3%
20320203		1	0.3%
20330101		1	0.3%
20330304		1	0.3%
20410103		1	0.3%
20410204		1	0.3%
20420301		1	0.3%
20430101		1	0.3%
20430102		1	0.3%
20430205		1	0.3%
20510401		1	0.3%
20710301		1	0.3%
20810214		2	0.6%
20810404		1	0.3%
20810713		1	0.3%
20920101		1	0.3%
20920104		1	0.3%
21020504		4	1.3%
21110105		1	0.3%
21110303		1	0.3%
21110603		1	0.3%
21210403		1	0.3%
21210504		1	0.3%
21220201		1	0.3%
21230502		1	0.3%
21231101		1	0.3%
21410104		1	0.3%
21410106		1	0.3%
21410202		1	0.3%
21410801		1	0.3%
21411301		1	0.3%
21411303		4	1.3%
21510902		1	0.3%
21511502		1	0.3%

File : CSEC4R

Parish: Parish/ward

Value	Label	Cases	Percentage
21512002		1	<div></div> 0.3%
21620203		2	<div></div> 0.6%
21810302		1	<div></div> 0.3%
21811504		1	<div></div> 0.3%
21910313		1	<div></div> 0.3%
21910317		2	<div></div> 0.6%
22110902		1	<div></div> 0.3%
22110905		1	<div></div> 0.3%
22210602		1	<div></div> 0.3%
22310805		1	<div></div> 0.3%
22312002		1	<div></div> 0.3%
22312101		2	<div></div> 0.6%
22312103		1	<div></div> 0.3%
22312601		1	<div></div> 0.3%
22312801		1	<div></div> 0.3%
22410505		1	<div></div> 0.3%
22510304		1	<div></div> 0.3%
22511103		1	<div></div> 0.3%
22610101		1	<div></div> 0.3%
22610302		1	<div></div> 0.3%
22610303		1	<div></div> 0.3%
22610405		1	<div></div> 0.3%
22810203		1	<div></div> 0.3%
23010709		1	<div></div> 0.3%
23210104		1	<div></div> 0.3%
23220304		1	<div></div> 0.3%
30210102		1	<div></div> 0.3%
30220105		1	<div></div> 0.3%
30220107		1	<div></div> 0.3%
30220302		1	<div></div> 0.3%
30220405		1	<div></div> 0.3%
30220505		1	<div></div> 0.3%
30320102		1	<div></div> 0.3%
30320207		1	<div></div> 0.3%
30320405		1	<div></div> 0.3%
30340204		1	<div></div> 0.3%
30340401		1	<div></div> 0.3%
30340403		1	<div></div> 0.3%
30340507		1	<div></div> 0.3%
30350304		1	<div></div> 0.3%
30350402		1	<div></div> 0.3%
30410201		1	<div></div> 0.3%
30420401		1	<div></div> 0.3%

File : CSEC4R

Parish: Parish/ward

Value	Label	Cases	Percentage
30420402		1	0.3%
30430104		1	0.3%
30510208		1	0.3%
30610203		1	0.3%
30610301		2	0.6%
30610601		1	0.3%
30710802		1	0.3%
30710803		1	0.3%
30720203		1	0.3%
30810206		1	0.3%
30910205		1	0.3%
30910305		1	0.3%
30920406		1	0.3%
31010202		1	0.3%
31020603		1	0.3%
31020604		1	0.3%
31020706		1	0.3%
31110302		2	0.6%
31130201		1	0.3%
31210502		1	0.3%
31310205		1	0.3%
31310403		1	0.3%
31410304		1	0.3%
31710101		1	0.3%
31710202		1	0.3%
31710605		1	0.3%
31810302		2	0.6%
31810705		1	0.3%
31811402		1	0.3%
31910303		1	0.3%
31910508		1	0.3%
31910702		1	0.3%
32010303		1	0.3%
32010808		1	0.3%
32110304		1	0.3%
32110505		1	0.3%
32110601		1	0.3%
32110706		1	0.3%
32210802		1	0.3%
32211104		1	0.3%
32310403		1	0.3%
32310604		1	0.3%
32310701		1	0.3%

File : CSEC4R

Parish: Parish/ward

Value	Label	Cases	Percentage
32310802		1	0.3%
32510102		1	0.3%
32510305		1	0.3%
32510306		2	0.6%
32710303		1	0.3%
32910602		1	0.3%
33010701		1	0.3%
33010703		1	0.3%
33011001		1	0.3%
40220705		1	0.3%
40220805		1	0.3%
40310102		1	0.3%
40310505		1	0.3%
40320102		1	0.3%
40320504		1	0.3%
40330104		1	0.3%
40410203		1	0.3%
40420704		1	0.3%
40440303		1	0.3%
40510402		1	0.3%
40520803		1	0.3%
40521103		1	0.3%
40530104		1	0.3%
40530203		1	0.3%
40610804		1	0.3%
40620102		1	0.3%
40621003		1	0.3%
40621201		1	0.3%
40630307		1	0.3%
40720204		1	0.3%
40720501		1	0.3%
40730303		1	0.3%
40730604		1	0.3%
40810201		1	0.3%
40811202		1	0.3%
40811304		1	0.3%
40910104		1	0.3%
40920305		1	0.3%
40930103		1	0.3%
41010204		1	0.3%
41010502		1	0.3%
41020101		2	0.6%
41030306		1	0.3%

File : CSEC4R

Parish: Parish/ward

Value	Label	Cases	Percentage	
41110301		1	<div></div>	0.3%
41120302		1	<div></div>	0.3%
41130202		1	<div></div>	0.3%
41130402		1	<div></div>	0.3%
41140202		1	<div></div>	0.3%
41140303		1	<div></div>	0.3%
41210304		1	<div></div>	0.3%
41220107		1	<div></div>	0.3%
41220304		1	<div></div>	0.3%
41411601		1	<div></div>	0.3%
41510502		1	<div></div>	0.3%
41510608		1	<div></div>	0.3%
41511004		1	<div></div>	0.3%
41511407		1	<div></div>	0.3%
41710101		1	<div></div>	0.3%
41710201		1	<div></div>	0.3%
41710401		1	<div></div>	0.3%
41710501		1	<div></div>	0.3%
41711004		1	<div></div>	0.3%
41711404		1	<div></div>	0.3%
41810403		1	<div></div>	0.3%
41820102		1	<div></div>	0.3%
41820201		1	<div></div>	0.3%
41820907		1	<div></div>	0.3%
41920402		1	<div></div>	0.3%
42010704		1	<div></div>	0.3%
42010803		1	<div></div>	0.3%
42110801		1	<div></div>	0.3%
42210204		1	<div></div>	0.3%
42310905		1	<div></div>	0.3%
42610402		1	<div></div>	0.3%

Warning: these figures indicate the number of cases found in the data file. They cannot be interpreted as summary statistics of the population of interest.

Villagecode: Village code

Information	[Type= discrete] [Format=numeric] [Range= 1012040204-4261040201] [Missing=*]			
Statistics [NW/ W]	[Valid=308 /-] [Invalid=0 /-]			
Value	Label	Cases	Percentage	
1012040204		1	<div></div>	0.3%
1021010402		1	<div></div>	0.3%
1021010802		1	<div></div>	0.3%
1021020205		1	<div></div>	0.3%
1021020504		1	<div></div>	0.3%
1021020601		1	<div></div>	0.3%
1021020805		1	<div></div>	0.3%

File : CSEC4R

Villagecode: Village code

Value	Label	Cases	Percentage
1021030109		1	0.3%
1021030203		1	0.3%
1021030412		1	0.3%
1021030504		1	0.3%
1021030509		1	0.3%
1021030606		1	0.3%
1021030803		1	0.3%
1021030904		2	0.6%
1021031208		1	0.3%
1021040102		1	0.3%
1021040203		1	0.3%
1021041002		1	0.3%
1021041118		1	0.3%
1021041701		1	0.3%
1021041903		1	0.3%
1021050106		1	0.3%
1021050307		1	0.3%
1021050405		1	0.3%
1021051004		1	0.3%
1021051305		1	0.3%
1021051506		1	0.3%
1021051832		1	0.3%
1031050505		1	0.3%
1041020405		1	0.3%
1041040304		1	0.3%
1041050403		1	0.3%
1042080404		1	0.3%
1051050201		1	0.3%
1061010108		1	0.3%
1061010902		1	0.3%
1061060602		1	0.3%
1071050302		1	0.3%
1071050503		1	0.3%
1072020601		1	0.3%
1073020305		1	0.3%
1073050702		1	0.3%
1081060309		1	0.3%
1083010101		1	0.3%
1083010505		1	0.3%
1083050204		1	0.3%
1101050107		1	0.3%
1102030601		1	0.3%
1102040107		1	0.3%

File : CSEC4R

Villagecode: Village code

Value	Label	Cases	Percentage
1102060309		1	0.3%
1102070403		1	0.3%
1103050102		1	0.3%
1103060102		1	0.3%
1111020105		1	0.3%
1112020403		1	0.3%
1112020618		1	0.3%
1121020302		1	0.3%
1121040209		1	0.3%
1122030104		1	0.3%
1122040303		1	0.3%
1131050402		1	0.3%
1131050505		1	0.3%
1131110205		1	0.3%
1131120307		1	0.3%
1131130204		1	0.3%
1131130602		1	0.3%
1133030101		1	0.3%
1133030109		1	0.3%
1133030504		1	0.3%
1133040308		1	0.3%
1133060601		1	0.3%
1133070102		1	0.3%
1151030204		1	0.3%
1151040307		1	0.3%
1152020907		1	0.3%
1152030702		1	0.3%
1152050405		1	0.3%
1152070306		1	0.3%
1161020501		1	0.3%
1171030802		1	0.3%
1171040504		1	0.3%
1171100309		1	0.3%
1171100312		1	0.3%
1181010407		1	0.3%
1191030304		1	0.3%
1201050202		1	0.3%
1221020604		1	0.3%
1221050203		1	0.3%
1221060206		1	0.3%
1231080303		1	0.3%
1241010603		1	0.3%
1241030216		1	0.3%

File : CSEC4R

Villagecode: Village code

Value	Label	Cases	Percentage
1241040102		1	0.3%
1241070106		1	0.3%
1241080210		1	0.3%
2011060205		2	0.6%
2011100902		1	0.3%
2032020304		1	0.3%
2033010101		1	0.3%
2033030403		1	0.3%
2041010302		1	0.3%
2041020405		1	0.3%
2042030105		1	0.3%
2043010103		1	0.3%
2043010202		1	0.3%
2043020514		1	0.3%
2051040101		1	0.3%
2071030105		1	0.3%
2081021402		2	0.6%
2081040401		1	0.3%
2081071301		1	0.3%
2092010105		1	0.3%
2092010401		1	0.3%
2102050401		4	1.3%
2111010504		1	0.3%
2111030302		1	0.3%
2111060303		1	0.3%
2121040306		1	0.3%
2121050407		1	0.3%
2122020101		1	0.3%
2123050204		1	0.3%
2123110101		1	0.3%
2141010403		1	0.3%
2141010604		1	0.3%
2141020206		1	0.3%
2141080105		1	0.3%
2141130103		1	0.3%
2141130307		4	1.3%
2151090208		1	0.3%
2151150202		1	0.3%
2151200204		1	0.3%
2162020306		2	0.6%
2181030213		1	0.3%
2181150401		1	0.3%
2191031301		1	0.3%

File : CSEC4R

Villagecode: Village code

Value	Label	Cases	Percentage
2191031702		2	<div></div> 0.6%
2211090203		1	<div></div> 0.3%
2211090505		1	<div></div> 0.3%
2221060201		1	<div></div> 0.3%
2231080506		1	<div></div> 0.3%
2231200204		1	<div></div> 0.3%
2231210104		1	<div></div> 0.3%
2231210105		1	<div></div> 0.3%
2231210302		1	<div></div> 0.3%
2231260115		1	<div></div> 0.3%
2231280102		1	<div></div> 0.3%
2241050511		1	<div></div> 0.3%
2251030415		1	<div></div> 0.3%
2251110322		1	<div></div> 0.3%
2261010102		1	<div></div> 0.3%
2261030205		1	<div></div> 0.3%
2261030301		1	<div></div> 0.3%
2261040510		1	<div></div> 0.3%
2281020304		1	<div></div> 0.3%
2301070905		1	<div></div> 0.3%
2321010406		1	<div></div> 0.3%
2322030405		1	<div></div> 0.3%
3021010215		1	<div></div> 0.3%
3022010508		1	<div></div> 0.3%
3022010708		1	<div></div> 0.3%
3022030205		1	<div></div> 0.3%
3022040505		1	<div></div> 0.3%
3022050502		1	<div></div> 0.3%
3032010205		1	<div></div> 0.3%
3032020706		1	<div></div> 0.3%
3032040506		1	<div></div> 0.3%
3034020408		1	<div></div> 0.3%
3034040102		1	<div></div> 0.3%
3034040304		1	<div></div> 0.3%
3034050711		1	<div></div> 0.3%
3035030411		1	<div></div> 0.3%
3035040205		1	<div></div> 0.3%
3041020101		1	<div></div> 0.3%
3042040105		1	<div></div> 0.3%
3042040201		1	<div></div> 0.3%
3043010404		1	<div></div> 0.3%
3051020803		1	<div></div> 0.3%
3061020306		1	<div></div> 0.3%

File : CSEC4R

Villagecode: Village code

Value	Label	Cases	Percentage
3061030101		2	<div><div></div></div> 0.6%
3061060103		1	<div><div></div></div> 0.3%
3071080206		1	<div><div></div></div> 0.3%
3071080301		1	<div><div></div></div> 0.3%
3072020302		1	<div><div></div></div> 0.3%
3081020606		1	<div><div></div></div> 0.3%
3091020502		1	<div><div></div></div> 0.3%
3091030501		1	<div><div></div></div> 0.3%
3092040606		1	<div><div></div></div> 0.3%
3101020203		1	<div><div></div></div> 0.3%
3102060309		1	<div><div></div></div> 0.3%
3102060408		1	<div><div></div></div> 0.3%
3102070603		1	<div><div></div></div> 0.3%
3111030202		2	<div><div></div></div> 0.6%
3113020101		1	<div><div></div></div> 0.3%
3121050202		1	<div><div></div></div> 0.3%
3131020505		1	<div><div></div></div> 0.3%
3131040312		1	<div><div></div></div> 0.3%
3141030403		1	<div><div></div></div> 0.3%
3171010102		1	<div><div></div></div> 0.3%
3171020201		1	<div><div></div></div> 0.3%
3171060512		1	<div><div></div></div> 0.3%
3181030204		2	<div><div></div></div> 0.6%
3181070501		1	<div><div></div></div> 0.3%
3181140207		1	<div><div></div></div> 0.3%
3191030304		1	<div><div></div></div> 0.3%
3191050803		1	<div><div></div></div> 0.3%
3191070202		1	<div><div></div></div> 0.3%
3201030323		1	<div><div></div></div> 0.3%
3201080801		1	<div><div></div></div> 0.3%
3211030405		1	<div><div></div></div> 0.3%
3211050502		1	<div><div></div></div> 0.3%
3211060105		1	<div><div></div></div> 0.3%
3211070617		1	<div><div></div></div> 0.3%
3221080206		1	<div><div></div></div> 0.3%
3221110412		1	<div><div></div></div> 0.3%
3231040301		1	<div><div></div></div> 0.3%
3231060409		1	<div><div></div></div> 0.3%
3231070104		1	<div><div></div></div> 0.3%
3231080204		1	<div><div></div></div> 0.3%
3251010205		1	<div><div></div></div> 0.3%
3251030508		1	<div><div></div></div> 0.3%
3251030601		1	<div><div></div></div> 0.3%

File : CSEC4R

Villagecode: Village code

Value	Label	Cases	Percentage
3251030602		1	0.3%
3271030305		1	0.3%
3291060206		1	0.3%
3301070101		1	0.3%
3301070303		1	0.3%
3301100102		1	0.3%
4022070507		1	0.3%
4022080505		1	0.3%
4031010202		1	0.3%
4031050502		1	0.3%
4032010205		1	0.3%
4032050403		1	0.3%
4033010412		1	0.3%
4041020302		1	0.3%
4042070409		1	0.3%
4044030303		1	0.3%
4051040205		1	0.3%
4052080304		1	0.3%
4052110310		1	0.3%
4053010409		1	0.3%
4053020304		1	0.3%
4061080401		1	0.3%
4062010203		1	0.3%
4062100306		1	0.3%
4062120102		1	0.3%
4063030706		1	0.3%
4072020402		1	0.3%
4072050104		1	0.3%
4073030305		1	0.3%
4073060419		1	0.3%
4081020104		1	0.3%
4081120206		1	0.3%
4081130406		1	0.3%
4091010401		1	0.3%
4092030509		1	0.3%
4093010304		1	0.3%
4101020405		1	0.3%
4101050204		1	0.3%
4102010106		1	0.3%
4102010107		1	0.3%
4103030601		1	0.3%
4111030105		1	0.3%
4112030202		1	0.3%

File : CSEC4R

Villagecode: Village code

Value	Label	Cases	Percentage
4113020204		1	0.3%
4113040203		1	0.3%
4114020204		1	0.3%
4114030308		1	0.3%
4121030414		1	0.3%
4122010704		1	0.3%
4122030405		1	0.3%
4141160106		1	0.3%
4151050204		1	0.3%
4151060812		1	0.3%
4151100404		1	0.3%
4151140703		1	0.3%
4171010109		1	0.3%
4171020103		1	0.3%
4171040107		1	0.3%
4171050107		1	0.3%
4171100404		1	0.3%
4171140402		1	0.3%
4181040301		1	0.3%
4182010203		1	0.3%
4182020104		1	0.3%
4182090702		1	0.3%
4192040205		1	0.3%
4201070403		1	0.3%
4201080309		1	0.3%
4211080107		1	0.3%
4221020401		1	0.3%
4231090509		1	0.3%
4261040201		1	0.3%

Warning: these figures indicate the number of cases found in the data file. They cannot be interpreted as summary statistics of the population of interest.

C4RQ2: What are the major modes of ensuring accountability in this health facility?

Information	[Type= discrete] [Format=numeric] [Range= 1-96] [Missing=*]		
Statistics [NW/ W]	[Valid=258 /-] [Invalid=50 /-]		
Value	Label	Cases	Percentage
1	Auditors	117	45.3%
2	Health management/commitee	99	38.4%
96	Other (specify)	42	16.3%
Sysmiss		50	

Warning: these figures indicate the number of cases found in the data file. They cannot be interpreted as summary statistics of the population of interest.

C4RQ3: Have there been any cases of misuse of funds in last financial year?

Information	[Type= discrete] [Format=numeric] [Range= 1-2] [Missing=*]		
Statistics [NW/ W]	[Valid=258 /-] [Invalid=50 /-]		

File : CSEC4R

C4RQ3: Have there been any cases of misuse of funds in last financial year?

Value	Label	Cases	Percentage
1	Yes	4	1.6%
2	No	254	98.4%
Sysmiss		50	

Warning: these figures indicate the number of cases found in the data file. They cannot be interpreted as summary statistics of the population of interest.

C4RQ4: How much money was involved in the most recent case?

Information	[Type= continuous] [Format=numeric] [Range= 750000-300000000] [Missing=*]
Statistics [NW/ W]	[Valid=4 /-] [Invalid=304 /-]

C4RQ5: Who was Implicated?

Information	[Type= discrete] [Format=numeric] [Range= 1-6] [Missing=*]
Statistics [NW/ W]	[Valid=4 /-] [Invalid=304 /-]

Value	Label	Cases	Percentage
1	Health management Committee member	0	
2	Head of facility	1	25.0%
6	Other (specify)	3	75.0%
Sysmiss		304	

Warning: these figures indicate the number of cases found in the data file. They cannot be interpreted as summary statistics of the population of interest.

C4RQ6: What action was taken on culprits?

Information	[Type= discrete] [Format=numeric] [Range= 1-96] [Missing=*]
Statistics [NW/ W]	[Valid=4 /-] [Invalid=304 /-]

Value	Label	Cases	Percentage
1	Interdicted/suspended	0	
2	Dismissed	2	50.0%
3	Reprimanded/Recovered	0	
4	None	0	
96	Other	2	50.0%
Sysmiss		304	

Warning: these figures indicate the number of cases found in the data file. They cannot be interpreted as summary statistics of the population of interest.

Health_Response: Health Response Status

Information	[Type= discrete] [Format=numeric] [Range= 1-3] [Missing=*]
Statistics [NW/ W]	[Valid=282 /-] [Invalid=26 /-]

Value	Label	Cases	Percentage
1	Completed	207	73.4%
2	Partially Done	22	7.8%
3	Not Done	53	18.8%
Sysmiss		26	

Warning: these figures indicate the number of cases found in the data file. They cannot be interpreted as summary statistics of the population of interest.

Reason_Health_Not_Done: Reason Health not done:

Information	[Type= discrete] [Format=character] [Missing=*]
Statistics [NW/ W]	[Valid=50 /-] [Invalid=0 /-]

File : CSEC4R

Reason_Health_Not_Done: Reason Health not done:

Value	Label	Cases	Percentage
Available facility is a hospital NAGURU		1	<div><div></div></div> 2.0%
FACILITY MAINLY USED IS HOSPITAL		1	<div><div></div></div> 2.0%
Facility not open. Staff absenteeism.		1	<div><div></div></div> 2.0%
HEALTH CENTRE DEMOLISHED FOR RENOVATION		1	<div><div></div></div> 2.0%
HEALTH WORK NOT FOUND TO BE DONE DURING THE 2nd VISIT		1	<div><div></div></div> 2.0%
Hospital		1	<div><div></div></div> 2.0%
Hospital Level		1	<div><div></div></div> 2.0%
Hospital is most common Facility		1	<div><div></div></div> 2.0%
Hospital level		1	<div><div></div></div> 2.0%
IN CHARGE & ASSISTANT IN WORKSOP FOR A WEEK. TO BE DONE DURING SECOND VISIST		1	<div><div></div></div> 2.0%
IN CHARGE NOT AROUND TO BE CAPTURED DURING 2nd VISIT		1	<div><div></div></div> 2.0%
INCHARGE HAD GONE TO THE REFUGEE CAMP FOR A MEETING		1	<div><div></div></div> 2.0%
INCHARGE NEEDED AN INTRODUCTOR LETTER FROM THE DISTRICT HEALTH OFFICER		1	<div><div></div></div> 2.0%
INCHARGE NOT AROUND & OTHERS WERE TOO BUSY TO		1	<div><div></div></div> 2.0%

File : CSEC4R

Reason_Health_Not_Done: Reason Health not done:

Value	Label	Cases	Percentage
ATTEND TO ME			
Main facility is a Hospital		1	<div></div> 2.0%
NO BODY WAS AT THE HEALTH CENTER/ IT WAS LOCKED FOR THE THREE DAS WE WERE IN THE EA		1	<div></div> 2.0%
NOT DONE, ITS A WEEKEND		1	<div></div> 2.0%
Not there. Go to mainland at different locations		1	<div></div> 2.0%
Refferal Hospital		3	<div></div> 6.0%
Refferal hospital		1	<div></div> 2.0%
THE COMMUNITY MAINLY USES LUBAGA HOSPITAL		1	<div></div> 2.0%
THE COMMUNITY MEMBERS ACCESS THEIR TREATMENT FROM NAGURU HOSPITAL		1	<div></div> 2.0%
THE COMMUNITY USE MASINDI HOSPITAL		1	<div></div> 2.0%
THE COMMUNITY USE KAGADI HOSPITAL		1	<div></div> 2.0%
THE COMMUNITY USES A HOSPITAL		1	<div></div> 2.0%
THE COMMUNITY USES THE HOSPITAL		1	<div></div> 2.0%
THE COMMUNITY USES THE HOSPITAL HENCE NOT DATA IS		1	<div></div> 2.0%

File : CSEC4R

Reason_Health_Not_Done: Reason Health not done:

Value	Label	Cases	Percentage
COLLECTED FROM .			
THE ONE RESPONSIBLE FOR ANSWERING WASNT PRESENT. WILL DO IT NEXT VISIT		1	<div><div></div></div> 2.0%
THEY HAD ALL GONE FOR OUTREACH(THEY ARE ONLY TWO)		1	<div><div></div></div> 2.0%
THEY USE A PRIVATE HOSPITAL & P7 PUPILS HAD ALREADY LEFT SCHOOL.		1	<div><div></div></div> 2.0%
THEY USE NAGURU HOSPITAL		1	<div><div></div></div> 2.0%
The Community uses the Referral Hospital		1	<div><div></div></div> 2.0%
The community members mainly go to Entebbe hospital		1	<div><div></div></div> 2.0%
They use a hospital called buloba st. francis hospital		1	<div><div></div></div> 2.0%
They use the main Hospital KAYUNGA HOSPITAL		1	<div><div></div></div> 2.0%
WEEKEND		1	<div><div></div></div> 2.0%
data collected by another team in trip 1		1	<div><div></div></div> 2.0%
done by another team in trip 1		1	<div><div></div></div> 2.0%
it's a government hospital (st francis buluba hospital)		1	<div><div></div></div> 2.0%
no health centre at the island		1	<div><div></div></div> 2.0%
staff gone on outreach		2	<div><div></div></div> 4.0%

File : CSEC4R

Reason_Health_Not_Done: Reason Health not done:

Value	Label	Cases	Percentage
the community now uses Mulago Hospital after the HC has been demolished for renovation		1	<div><div></div></div> 2.0%
the community uses Naguru Hospital		1	<div><div></div></div> 2.0%
the community uses a private hospital		1	<div><div></div></div> 2.0%
they mainly use Nsambya hospital		1	<div><div></div></div> 2.0%
they use a gov"t hospital (kamuli hospital)		1	<div><div></div></div> 2.0%
weekend		1	<div><div></div></div> 2.0%

Warning: these figures indicate the number of cases found in the data file. They cannot be interpreted as summary statistics of the population of interest.

File : CSEC5

District_Name: District name

Information [Type= discrete] [Format=numeric] [Range= 101-426] [Missing=*]

Statistics [NW/ W] [Valid=311 /-] [Invalid=0 /-]

Value	Label	Cases	Percentage
101		1	0.3%
102		30	9.6%
103		1	0.3%
104		4	1.3%
105		1	0.3%
106		3	1.0%
107		5	1.6%
108		4	1.3%
110		7	2.3%
111		3	1.0%
112		4	1.3%
113		12	3.9%
115		6	1.9%
116		1	0.3%
117		4	1.3%
118		1	0.3%
119		1	0.3%
120		1	0.3%
122		3	1.0%
123		1	0.3%
124		5	1.6%
201		4	1.3%
203		4	1.3%
204		6	1.9%
205		1	0.3%
207		1	0.3%
208		4	1.3%
209		2	0.6%
210		4	1.3%
211		3	1.0%
212		5	1.6%
214		9	2.9%
215		3	1.0%
216		2	0.6%
218		2	0.6%
219		3	1.0%
221		2	0.6%
222		1	0.3%
223		7	2.3%
224		1	0.3%
225		2	0.6%

File : CSEC5

District_Name: District name

Value	Label	Cases	Percentage
226		4	<div></div> 1.3%
228		1	<div></div> 0.3%
230		1	<div></div> 0.3%
232		2	<div></div> 0.6%
302		6	<div></div> 1.9%
303		9	<div></div> 2.9%
304		4	<div></div> 1.3%
305		1	<div></div> 0.3%
306		4	<div></div> 1.3%
307		3	<div></div> 1.0%
308		1	<div></div> 0.3%
309		3	<div></div> 1.0%
310		4	<div></div> 1.3%
311		3	<div></div> 1.0%
312		1	<div></div> 0.3%
313		2	<div></div> 0.6%
314		1	<div></div> 0.3%
317		3	<div></div> 1.0%
318		4	<div></div> 1.3%
319		3	<div></div> 1.0%
320		2	<div></div> 0.6%
321		4	<div></div> 1.3%
322		2	<div></div> 0.6%
323		4	<div></div> 1.3%
325		4	<div></div> 1.3%
327		1	<div></div> 0.3%
329		1	<div></div> 0.3%
330		3	<div></div> 1.0%
402		2	<div></div> 0.6%
403		5	<div></div> 1.6%
404		3	<div></div> 1.0%
405		5	<div></div> 1.6%
406		5	<div></div> 1.6%
407		4	<div></div> 1.3%
408		3	<div></div> 1.0%
409		3	<div></div> 1.0%
410		5	<div></div> 1.6%
411		6	<div></div> 1.9%
412		3	<div></div> 1.0%
414		1	<div></div> 0.3%
415		4	<div></div> 1.3%
417		6	<div></div> 1.9%
418		4	<div></div> 1.3%

File : CSEC5

District_Name: District name

Value	Label	Cases	Percentage
419		1	<div></div> 0.3%
420		2	<div></div> 0.6%
421		1	<div></div> 0.3%
422		1	<div></div> 0.3%
423		1	<div></div> 0.3%
426		1	<div></div> 0.3%

Warning: these figures indicate the number of cases found in the data file. They cannot be interpreted as summary statistics of the population of interest.

SubCounty: Sub-county/division/town council

Information	[Type= discrete] [Format=numeric] [Range= 101204-426104] [Missing=*]
Statistics [NW/ W]	[Valid=311 /-] [Invalid=0 /-]

Value	Label	Cases	Percentage
101204		1	<div></div> 0.3%
102101		2	<div></div> 0.6%
102102		4	<div></div> 1.3%
102103		10	<div></div> 3.2%
102104		6	<div></div> 1.9%
102105		8	<div></div> 2.6%
103105		1	<div></div> 0.3%
104102		1	<div></div> 0.3%
104104		1	<div></div> 0.3%
104105		1	<div></div> 0.3%
104208		1	<div></div> 0.3%
105105		1	<div></div> 0.3%
106101		2	<div></div> 0.6%
106106		1	<div></div> 0.3%
107105		2	<div></div> 0.6%
107202		1	<div></div> 0.3%
107302		1	<div></div> 0.3%
107305		1	<div></div> 0.3%
108106		1	<div></div> 0.3%
108301		2	<div></div> 0.6%
108305		1	<div></div> 0.3%
110105		1	<div></div> 0.3%
110203		1	<div></div> 0.3%
110204		1	<div></div> 0.3%
110206		1	<div></div> 0.3%
110207		1	<div></div> 0.3%
110305		1	<div></div> 0.3%
110306		1	<div></div> 0.3%
111102		1	<div></div> 0.3%
111202		2	<div></div> 0.6%
112102		1	<div></div> 0.3%
112104		1	<div></div> 0.3%

File : CSEC5

SubCounty: Sub-county/division/town council

Value	Label	Cases	Percentage
112203		1	<div></div> 0.3%
112204		1	<div></div> 0.3%
113105		2	<div></div> 0.6%
113111		1	<div></div> 0.3%
113112		1	<div></div> 0.3%
113113		2	<div></div> 0.6%
113303		3	<div></div> 1.0%
113304		1	<div></div> 0.3%
113306		1	<div></div> 0.3%
113307		1	<div></div> 0.3%
115103		1	<div></div> 0.3%
115104		1	<div></div> 0.3%
115202		1	<div></div> 0.3%
115203		1	<div></div> 0.3%
115205		1	<div></div> 0.3%
115207		1	<div></div> 0.3%
116102		1	<div></div> 0.3%
117103		1	<div></div> 0.3%
117104		1	<div></div> 0.3%
117110		2	<div></div> 0.6%
118101		1	<div></div> 0.3%
119103		1	<div></div> 0.3%
120105		1	<div></div> 0.3%
122102		1	<div></div> 0.3%
122105		1	<div></div> 0.3%
122106		1	<div></div> 0.3%
123108		1	<div></div> 0.3%
124101		1	<div></div> 0.3%
124103		1	<div></div> 0.3%
124104		1	<div></div> 0.3%
124107		1	<div></div> 0.3%
124108		1	<div></div> 0.3%
201106		3	<div></div> 1.0%
201110		1	<div></div> 0.3%
203202		1	<div></div> 0.3%
203301		2	<div></div> 0.6%
203303		1	<div></div> 0.3%
204101		1	<div></div> 0.3%
204102		1	<div></div> 0.3%
204203		1	<div></div> 0.3%
204301		2	<div></div> 0.6%
204302		1	<div></div> 0.3%
205104		1	<div></div> 0.3%

File : CSEC5

SubCounty: Sub-county/division/town council

Value	Label	Cases	Percentage
207103		1	0.3%
208102		2	0.6%
208104		1	0.3%
208107		1	0.3%
209201		2	0.6%
210205		4	1.3%
211101		1	0.3%
211103		1	0.3%
211106		1	0.3%
212104		1	0.3%
212105		1	0.3%
212202		1	0.3%
212305		1	0.3%
212311		1	0.3%
214101		2	0.6%
214102		1	0.3%
214108		1	0.3%
214113		5	1.6%
215109		1	0.3%
215115		1	0.3%
215120		1	0.3%
216202		2	0.6%
218103		1	0.3%
218115		1	0.3%
219103		3	1.0%
221109		2	0.6%
222106		1	0.3%
223108		1	0.3%
223120		1	0.3%
223121		3	1.0%
223126		1	0.3%
223128		1	0.3%
224105		1	0.3%
225103		1	0.3%
225111		1	0.3%
226101		1	0.3%
226103		2	0.6%
226104		1	0.3%
228102		1	0.3%
230107		1	0.3%
232101		1	0.3%
232203		1	0.3%
302101		1	0.3%

File : CSEC5

SubCounty: Sub-county/division/town council

Value	Label	Cases	Percentage
302201		2	0.6%
302203		1	0.3%
302204		1	0.3%
302205		1	0.3%
303201		1	0.3%
303202		1	0.3%
303204		1	0.3%
303402		1	0.3%
303404		2	0.6%
303405		1	0.3%
303503		1	0.3%
303504		1	0.3%
304102		1	0.3%
304204		2	0.6%
304301		1	0.3%
305102		1	0.3%
306102		1	0.3%
306103		2	0.6%
306106		1	0.3%
307108		2	0.6%
307202		1	0.3%
308102		1	0.3%
309102		1	0.3%
309103		1	0.3%
309204		1	0.3%
310102		1	0.3%
310206		2	0.6%
310207		1	0.3%
311103		2	0.6%
311302		1	0.3%
312105		1	0.3%
313102		1	0.3%
313104		1	0.3%
314103		1	0.3%
317101		1	0.3%
317102		1	0.3%
317106		1	0.3%
318103		2	0.6%
318107		1	0.3%
318114		1	0.3%
319103		1	0.3%
319105		1	0.3%
319107		1	0.3%

File : CSEC5

SubCounty: Sub-county/division/town council

Value	Label	Cases	Percentage
320103		1	<div></div> 0.3%
320108		1	<div></div> 0.3%
321103		1	<div></div> 0.3%
321105		1	<div></div> 0.3%
321106		1	<div></div> 0.3%
321107		1	<div></div> 0.3%
322108		1	<div></div> 0.3%
322111		1	<div></div> 0.3%
323104		1	<div></div> 0.3%
323106		1	<div></div> 0.3%
323107		1	<div></div> 0.3%
323108		1	<div></div> 0.3%
325101		1	<div></div> 0.3%
325103		3	<div></div> 1.0%
327103		1	<div></div> 0.3%
329106		1	<div></div> 0.3%
330107		2	<div></div> 0.6%
330110		1	<div></div> 0.3%
402207		1	<div></div> 0.3%
402208		1	<div></div> 0.3%
403101		1	<div></div> 0.3%
403105		1	<div></div> 0.3%
403201		1	<div></div> 0.3%
403205		1	<div></div> 0.3%
403301		1	<div></div> 0.3%
404102		1	<div></div> 0.3%
404207		1	<div></div> 0.3%
404403		1	<div></div> 0.3%
405104		1	<div></div> 0.3%
405208		1	<div></div> 0.3%
405211		1	<div></div> 0.3%
405301		1	<div></div> 0.3%
405302		1	<div></div> 0.3%
406108		1	<div></div> 0.3%
406201		1	<div></div> 0.3%
406210		1	<div></div> 0.3%
406212		1	<div></div> 0.3%
406303		1	<div></div> 0.3%
407202		1	<div></div> 0.3%
407205		1	<div></div> 0.3%
407303		1	<div></div> 0.3%
407306		1	<div></div> 0.3%
408102		1	<div></div> 0.3%

File : CSEC5

SubCounty: Sub-county/division/town council

Value	Label	Cases	Percentage
408112		1	<div></div> 0.3%
408113		1	<div></div> 0.3%
409101		1	<div></div> 0.3%
409203		1	<div></div> 0.3%
409301		1	<div></div> 0.3%
410102		1	<div></div> 0.3%
410105		1	<div></div> 0.3%
410201		2	<div></div> 0.6%
410303		1	<div></div> 0.3%
411103		1	<div></div> 0.3%
411203		1	<div></div> 0.3%
411302		1	<div></div> 0.3%
411304		1	<div></div> 0.3%
411402		1	<div></div> 0.3%
411403		1	<div></div> 0.3%
412103		1	<div></div> 0.3%
412201		1	<div></div> 0.3%
412203		1	<div></div> 0.3%
414116		1	<div></div> 0.3%
415105		1	<div></div> 0.3%
415106		1	<div></div> 0.3%
415110		1	<div></div> 0.3%
415114		1	<div></div> 0.3%
417101		1	<div></div> 0.3%
417102		1	<div></div> 0.3%
417104		1	<div></div> 0.3%
417105		1	<div></div> 0.3%
417110		1	<div></div> 0.3%
417114		1	<div></div> 0.3%
418104		1	<div></div> 0.3%
418201		1	<div></div> 0.3%
418202		1	<div></div> 0.3%
418209		1	<div></div> 0.3%
419204		1	<div></div> 0.3%
420107		1	<div></div> 0.3%
420108		1	<div></div> 0.3%
421108		1	<div></div> 0.3%
422102		1	<div></div> 0.3%
423109		1	<div></div> 0.3%
426104		1	<div></div> 0.3%

Warning: these figures indicate the number of cases found in the data file. They cannot be interpreted as summary statistics of the population of interest.

Parish: Parish/ward

Information [Type= discrete] [Format=numeric] [Range= 10120402-42610402] [Missing=*]

File : CSEC5

Parish: Parish/ward

Statistics [NW/ W] [Valid=311 /-] [Invalid=0 /-]

Value	Label	Cases	Percentage
10120402		1	0.3%
10210104		1	0.3%
10210108		1	0.3%
10210202		1	0.3%
10210205		1	0.3%
10210206		1	0.3%
10210208		1	0.3%
10210301		1	0.3%
10210302		1	0.3%
10210304		1	0.3%
10210305		2	0.6%
10210306		1	0.3%
10210308		1	0.3%
10210309		2	0.6%
10210312		1	0.3%
10210401		1	0.3%
10210402		1	0.3%
10210410		1	0.3%
10210411		1	0.3%
10210417		1	0.3%
10210419		1	0.3%
10210501		1	0.3%
10210503		1	0.3%
10210504		2	0.6%
10210510		1	0.3%
10210513		1	0.3%
10210515		1	0.3%
10210518		1	0.3%
10310505		1	0.3%
10410204		1	0.3%
10410403		1	0.3%
10410504		1	0.3%
10420804		1	0.3%
10510502		1	0.3%
10610101		1	0.3%
10610109		1	0.3%
10610606		1	0.3%
10710503		1	0.3%
10710505		1	0.3%
10720206		1	0.3%
10730203		1	0.3%
10730507		1	0.3%

File : CSEC5

Parish: Parish/ward

Value	Label	Cases	Percentage
10810603		1	0.3%
10830101		1	0.3%
10830105		1	0.3%
10830502		1	0.3%
11010501		1	0.3%
11020306		1	0.3%
11020401		1	0.3%
11020603		1	0.3%
11020704		1	0.3%
11030501		1	0.3%
11030601		1	0.3%
11110201		1	0.3%
11120204		1	0.3%
11120206		1	0.3%
11210203		1	0.3%
11210402		1	0.3%
11220301		1	0.3%
11220403		1	0.3%
11310504		1	0.3%
11310505		1	0.3%
11311102		1	0.3%
11311203		1	0.3%
11311302		1	0.3%
11311306		1	0.3%
11330301		2	0.6%
11330305		1	0.3%
11330403		1	0.3%
11330606		1	0.3%
11330701		1	0.3%
11510302		1	0.3%
11510403		1	0.3%
11520209		1	0.3%
11520307		1	0.3%
11520504		1	0.3%
11520703		1	0.3%
11610205		1	0.3%
11710308		1	0.3%
11710405		1	0.3%
11711003		2	0.6%
11810104		1	0.3%
11910303		1	0.3%
12010502		1	0.3%
12210206		1	0.3%

File : CSEC5

Parish: Parish/ward

Value	Label	Cases	Percentage
12210502		1	0.3%
12210602		1	0.3%
12310803		1	0.3%
12410106		1	0.3%
12410302		1	0.3%
12410401		1	0.3%
12410701		1	0.3%
12410802		1	0.3%
20110602		3	1.0%
20111009		1	0.3%
20320203		1	0.3%
20330101		2	0.6%
20330304		1	0.3%
20410103		1	0.3%
20410204		1	0.3%
20420301		1	0.3%
20430101		1	0.3%
20430102		1	0.3%
20430205		1	0.3%
20510401		1	0.3%
20710301		1	0.3%
20810214		2	0.6%
20810404		1	0.3%
20810713		1	0.3%
20920101		1	0.3%
20920104		1	0.3%
21020504		4	1.3%
21110105		1	0.3%
21110303		1	0.3%
21110603		1	0.3%
21210403		1	0.3%
21210504		1	0.3%
21220201		1	0.3%
21230502		1	0.3%
21231101		1	0.3%
21410104		1	0.3%
21410106		1	0.3%
21410202		1	0.3%
21410801		1	0.3%
21411301		1	0.3%
21411303		4	1.3%
21510902		1	0.3%
21511502		1	0.3%

File : CSEC5

Parish: Parish/ward

Value	Label	Cases	Percentage
21512002		1	<div><div></div></div> 0.3%
21620203		2	<div><div></div></div> 0.6%
21810302		1	<div><div></div></div> 0.3%
21811504		1	<div><div></div></div> 0.3%
21910313		1	<div><div></div></div> 0.3%
21910317		2	<div><div></div></div> 0.6%
22110902		1	<div><div></div></div> 0.3%
22110905		1	<div><div></div></div> 0.3%
22210602		1	<div><div></div></div> 0.3%
22310805		1	<div><div></div></div> 0.3%
22312002		1	<div><div></div></div> 0.3%
22312101		2	<div><div></div></div> 0.6%
22312103		1	<div><div></div></div> 0.3%
22312601		1	<div><div></div></div> 0.3%
22312801		1	<div><div></div></div> 0.3%
22410505		1	<div><div></div></div> 0.3%
22510304		1	<div><div></div></div> 0.3%
22511103		1	<div><div></div></div> 0.3%
22610101		1	<div><div></div></div> 0.3%
22610302		1	<div><div></div></div> 0.3%
22610303		1	<div><div></div></div> 0.3%
22610405		1	<div><div></div></div> 0.3%
22810203		1	<div><div></div></div> 0.3%
23010709		1	<div><div></div></div> 0.3%
23210104		1	<div><div></div></div> 0.3%
23220304		1	<div><div></div></div> 0.3%
30210102		1	<div><div></div></div> 0.3%
30220105		1	<div><div></div></div> 0.3%
30220107		1	<div><div></div></div> 0.3%
30220302		1	<div><div></div></div> 0.3%
30220405		1	<div><div></div></div> 0.3%
30220505		1	<div><div></div></div> 0.3%
30320102		1	<div><div></div></div> 0.3%
30320207		1	<div><div></div></div> 0.3%
30320405		1	<div><div></div></div> 0.3%
30340204		1	<div><div></div></div> 0.3%
30340401		1	<div><div></div></div> 0.3%
30340403		1	<div><div></div></div> 0.3%
30340507		1	<div><div></div></div> 0.3%
30350304		1	<div><div></div></div> 0.3%
30350402		1	<div><div></div></div> 0.3%
30410201		1	<div><div></div></div> 0.3%
30420401		1	<div><div></div></div> 0.3%

File : CSEC5

Parish: Parish/ward

Value	Label	Cases	Percentage
30420402		1	0.3%
30430104		1	0.3%
30510208		1	0.3%
30610203		1	0.3%
30610301		2	0.6%
30610601		1	0.3%
30710802		1	0.3%
30710803		1	0.3%
30720203		1	0.3%
30810206		1	0.3%
30910205		1	0.3%
30910305		1	0.3%
30920406		1	0.3%
31010202		1	0.3%
31020603		1	0.3%
31020604		1	0.3%
31020706		1	0.3%
31110302		2	0.6%
31130201		1	0.3%
31210502		1	0.3%
31310205		1	0.3%
31310403		1	0.3%
31410304		1	0.3%
31710101		1	0.3%
31710202		1	0.3%
31710605		1	0.3%
31810302		2	0.6%
31810705		1	0.3%
31811402		1	0.3%
31910303		1	0.3%
31910508		1	0.3%
31910702		1	0.3%
32010303		1	0.3%
32010808		1	0.3%
32110304		1	0.3%
32110505		1	0.3%
32110601		1	0.3%
32110706		1	0.3%
32210802		1	0.3%
32211104		1	0.3%
32310403		1	0.3%
32310604		1	0.3%
32310701		1	0.3%

File : CSEC5

Parish: Parish/ward

Value	Label	Cases	Percentage
32310802		1	0.3%
32510102		1	0.3%
32510305		1	0.3%
32510306		2	0.6%
32710303		1	0.3%
32910602		1	0.3%
33010701		1	0.3%
33010703		1	0.3%
33011001		1	0.3%
40220705		1	0.3%
40220805		1	0.3%
40310102		1	0.3%
40310505		1	0.3%
40320102		1	0.3%
40320504		1	0.3%
40330104		1	0.3%
40410203		1	0.3%
40420704		1	0.3%
40440303		1	0.3%
40510402		1	0.3%
40520803		1	0.3%
40521103		1	0.3%
40530104		1	0.3%
40530203		1	0.3%
40610804		1	0.3%
40620102		1	0.3%
40621003		1	0.3%
40621201		1	0.3%
40630307		1	0.3%
40720204		1	0.3%
40720501		1	0.3%
40730303		1	0.3%
40730604		1	0.3%
40810201		1	0.3%
40811202		1	0.3%
40811304		1	0.3%
40910104		1	0.3%
40920305		1	0.3%
40930103		1	0.3%
41010204		1	0.3%
41010502		1	0.3%
41020101		2	0.6%
41030306		1	0.3%

File : CSEC5

Parish: Parish/ward

Value	Label	Cases	Percentage	
41110301		1	<div></div>	0.3%
41120302		1	<div></div>	0.3%
41130202		1	<div></div>	0.3%
41130402		1	<div></div>	0.3%
41140202		1	<div></div>	0.3%
41140303		1	<div></div>	0.3%
41210304		1	<div></div>	0.3%
41220107		1	<div></div>	0.3%
41220304		1	<div></div>	0.3%
41411601		1	<div></div>	0.3%
41510502		1	<div></div>	0.3%
41510608		1	<div></div>	0.3%
41511004		1	<div></div>	0.3%
41511407		1	<div></div>	0.3%
41710101		1	<div></div>	0.3%
41710201		1	<div></div>	0.3%
41710401		1	<div></div>	0.3%
41710501		1	<div></div>	0.3%
41711004		1	<div></div>	0.3%
41711404		1	<div></div>	0.3%
41810403		1	<div></div>	0.3%
41820102		1	<div></div>	0.3%
41820201		1	<div></div>	0.3%
41820907		1	<div></div>	0.3%
41920402		1	<div></div>	0.3%
42010704		1	<div></div>	0.3%
42010803		1	<div></div>	0.3%
42110801		1	<div></div>	0.3%
42210204		1	<div></div>	0.3%
42310905		1	<div></div>	0.3%
42610402		1	<div></div>	0.3%

Warning: these figures indicate the number of cases found in the data file. They cannot be interpreted as summary statistics of the population of interest.

Villagecode: Village code

Information	[Type= discrete] [Format=numeric] [Range= 1012040204-4261040201] [Missing=*]			
Statistics [NW/ W]	[Valid=311 +/-] [Invalid=0 +/-]			
Value	Label	Cases	Percentage	
1012040204		1	<div></div>	0.3%
1021010402		1	<div></div>	0.3%
1021010802		1	<div></div>	0.3%
1021020205		1	<div></div>	0.3%
1021020504		1	<div></div>	0.3%
1021020601		1	<div></div>	0.3%
1021020805		1	<div></div>	0.3%

File : CSEC5

Villagecode: Village code

Value	Label	Cases	Percentage
1021030109		1	0.3%
1021030203		1	0.3%
1021030412		1	0.3%
1021030504		1	0.3%
1021030509		1	0.3%
1021030606		1	0.3%
1021030803		1	0.3%
1021030904		2	0.6%
1021031208		1	0.3%
1021040102		1	0.3%
1021040203		1	0.3%
1021041002		1	0.3%
1021041118		1	0.3%
1021041701		1	0.3%
1021041903		1	0.3%
1021050106		1	0.3%
1021050307		1	0.3%
1021050405		2	0.6%
1021051004		1	0.3%
1021051305		1	0.3%
1021051506		1	0.3%
1021051832		1	0.3%
1031050505		1	0.3%
1041020405		1	0.3%
1041040304		1	0.3%
1041050403		1	0.3%
1042080404		1	0.3%
1051050201		1	0.3%
1061010108		1	0.3%
1061010902		1	0.3%
1061060602		1	0.3%
1071050302		1	0.3%
1071050503		1	0.3%
1072020601		1	0.3%
1073020305		1	0.3%
1073050702		1	0.3%
1081060309		1	0.3%
1083010101		1	0.3%
1083010505		1	0.3%
1083050204		1	0.3%
1101050107		1	0.3%
1102030601		1	0.3%
1102040107		1	0.3%

File : CSEC5

Villagecode: Village code

Value	Label	Cases	Percentage	
1102060309		1	<div></div>	0.3%
1102070403		1	<div></div>	0.3%
1103050102		1	<div></div>	0.3%
1103060102		1	<div></div>	0.3%
1111020105		1	<div></div>	0.3%
1112020403		1	<div></div>	0.3%
1112020618		1	<div></div>	0.3%
1121020302		1	<div></div>	0.3%
1121040209		1	<div></div>	0.3%
1122030104		1	<div></div>	0.3%
1122040303		1	<div></div>	0.3%
1131050402		1	<div></div>	0.3%
1131050505		1	<div></div>	0.3%
1131110205		1	<div></div>	0.3%
1131120307		1	<div></div>	0.3%
1131130204		1	<div></div>	0.3%
1131130602		1	<div></div>	0.3%
1133030101		1	<div></div>	0.3%
1133030109		1	<div></div>	0.3%
1133030504		1	<div></div>	0.3%
1133040308		1	<div></div>	0.3%
1133060601		1	<div></div>	0.3%
1133070102		1	<div></div>	0.3%
1151030204		1	<div></div>	0.3%
1151040307		1	<div></div>	0.3%
1152020907		1	<div></div>	0.3%
1152030702		1	<div></div>	0.3%
1152050405		1	<div></div>	0.3%
1152070306		1	<div></div>	0.3%
1161020501		1	<div></div>	0.3%
1171030802		1	<div></div>	0.3%
1171040504		1	<div></div>	0.3%
1171100309		1	<div></div>	0.3%
1171100312		1	<div></div>	0.3%
1181010407		1	<div></div>	0.3%
1191030304		1	<div></div>	0.3%
1201050202		1	<div></div>	0.3%
1221020604		1	<div></div>	0.3%
1221050203		1	<div></div>	0.3%
1221060206		1	<div></div>	0.3%
1231080303		1	<div></div>	0.3%
1241010603		1	<div></div>	0.3%
1241030216		1	<div></div>	0.3%

File : CSEC5

Villagecode: Village code

Value	Label	Cases	Percentage
1241040102		1	0.3%
1241070106		1	0.3%
1241080210		1	0.3%
2011060205		3	1.0%
2011100902		1	0.3%
2032020304		1	0.3%
2033010101		2	0.6%
2033030403		1	0.3%
2041010302		1	0.3%
2041020405		1	0.3%
2042030105		1	0.3%
2043010103		1	0.3%
2043010202		1	0.3%
2043020514		1	0.3%
2051040101		1	0.3%
2071030105		1	0.3%
2081021402		2	0.6%
2081040401		1	0.3%
2081071301		1	0.3%
2092010105		1	0.3%
2092010401		1	0.3%
2102050401		4	1.3%
2111010504		1	0.3%
2111030302		1	0.3%
2111060303		1	0.3%
2121040306		1	0.3%
2121050407		1	0.3%
2122020101		1	0.3%
2123050204		1	0.3%
2123110101		1	0.3%
2141010403		1	0.3%
2141010604		1	0.3%
2141020206		1	0.3%
2141080105		1	0.3%
2141130103		1	0.3%
2141130307		4	1.3%
2151090208		1	0.3%
2151150202		1	0.3%
2151200204		1	0.3%
2162020306		2	0.6%
2181030213		1	0.3%
2181150401		1	0.3%
2191031301		1	0.3%

File : CSEC5

Villagecode: Village code

Value	Label	Cases	Percentage
2191031702		2	<div></div> 0.6%
2211090203		1	<div></div> 0.3%
2211090505		1	<div></div> 0.3%
2221060201		1	<div></div> 0.3%
2231080506		1	<div></div> 0.3%
2231200204		1	<div></div> 0.3%
2231210104		1	<div></div> 0.3%
2231210105		1	<div></div> 0.3%
2231210302		1	<div></div> 0.3%
2231260115		1	<div></div> 0.3%
2231280102		1	<div></div> 0.3%
2241050511		1	<div></div> 0.3%
2251030415		1	<div></div> 0.3%
2251110322		1	<div></div> 0.3%
2261010102		1	<div></div> 0.3%
2261030205		1	<div></div> 0.3%
2261030301		1	<div></div> 0.3%
2261040510		1	<div></div> 0.3%
2281020304		1	<div></div> 0.3%
2301070905		1	<div></div> 0.3%
2321010406		1	<div></div> 0.3%
2322030405		1	<div></div> 0.3%
3021010215		1	<div></div> 0.3%
3022010508		1	<div></div> 0.3%
3022010708		1	<div></div> 0.3%
3022030205		1	<div></div> 0.3%
3022040505		1	<div></div> 0.3%
3022050502		1	<div></div> 0.3%
3032010205		1	<div></div> 0.3%
3032020706		1	<div></div> 0.3%
3032040506		1	<div></div> 0.3%
3034020408		1	<div></div> 0.3%
3034040102		1	<div></div> 0.3%
3034040304		1	<div></div> 0.3%
3034050711		1	<div></div> 0.3%
3035030411		1	<div></div> 0.3%
3035040205		1	<div></div> 0.3%
3041020101		1	<div></div> 0.3%
3042040105		1	<div></div> 0.3%
3042040201		1	<div></div> 0.3%
3043010404		1	<div></div> 0.3%
3051020803		1	<div></div> 0.3%
3061020306		1	<div></div> 0.3%

File : CSEC5

Villagecode: Village code

Value	Label	Cases	Percentage
3061030101		2	<div></div> 0.6%
3061060103		1	<div></div> 0.3%
3071080206		1	<div></div> 0.3%
3071080301		1	<div></div> 0.3%
3072020302		1	<div></div> 0.3%
3081020606		1	<div></div> 0.3%
3091020502		1	<div></div> 0.3%
3091030501		1	<div></div> 0.3%
3092040606		1	<div></div> 0.3%
3101020203		1	<div></div> 0.3%
3102060309		1	<div></div> 0.3%
3102060408		1	<div></div> 0.3%
3102070603		1	<div></div> 0.3%
3111030202		2	<div></div> 0.6%
3113020101		1	<div></div> 0.3%
3121050202		1	<div></div> 0.3%
3131020505		1	<div></div> 0.3%
3131040312		1	<div></div> 0.3%
3141030403		1	<div></div> 0.3%
3171010102		1	<div></div> 0.3%
3171020201		1	<div></div> 0.3%
3171060512		1	<div></div> 0.3%
3181030204		2	<div></div> 0.6%
3181070501		1	<div></div> 0.3%
3181140207		1	<div></div> 0.3%
3191030304		1	<div></div> 0.3%
3191050803		1	<div></div> 0.3%
3191070202		1	<div></div> 0.3%
3201030323		1	<div></div> 0.3%
3201080801		1	<div></div> 0.3%
3211030405		1	<div></div> 0.3%
3211050502		1	<div></div> 0.3%
3211060105		1	<div></div> 0.3%
3211070617		1	<div></div> 0.3%
3221080206		1	<div></div> 0.3%
3221110412		1	<div></div> 0.3%
3231040301		1	<div></div> 0.3%
3231060409		1	<div></div> 0.3%
3231070104		1	<div></div> 0.3%
3231080204		1	<div></div> 0.3%
3251010205		1	<div></div> 0.3%
3251030508		1	<div></div> 0.3%
3251030601		1	<div></div> 0.3%

File : CSEC5

Villagecode: Village code

Value	Label	Cases	Percentage	
3251030602		1	<div></div>	0.3%
3271030305		1	<div></div>	0.3%
3291060206		1	<div></div>	0.3%
3301070101		1	<div></div>	0.3%
3301070303		1	<div></div>	0.3%
3301100102		1	<div></div>	0.3%
4022070507		1	<div></div>	0.3%
4022080505		1	<div></div>	0.3%
4031010202		1	<div></div>	0.3%
4031050502		1	<div></div>	0.3%
4032010205		1	<div></div>	0.3%
4032050403		1	<div></div>	0.3%
4033010412		1	<div></div>	0.3%
4041020302		1	<div></div>	0.3%
4042070409		1	<div></div>	0.3%
4044030303		1	<div></div>	0.3%
4051040205		1	<div></div>	0.3%
4052080304		1	<div></div>	0.3%
4052110310		1	<div></div>	0.3%
4053010409		1	<div></div>	0.3%
4053020304		1	<div></div>	0.3%
4061080401		1	<div></div>	0.3%
4062010203		1	<div></div>	0.3%
4062100306		1	<div></div>	0.3%
4062120102		1	<div></div>	0.3%
4063030706		1	<div></div>	0.3%
4072020402		1	<div></div>	0.3%
4072050104		1	<div></div>	0.3%
4073030305		1	<div></div>	0.3%
4073060419		1	<div></div>	0.3%
4081020104		1	<div></div>	0.3%
4081120206		1	<div></div>	0.3%
4081130406		1	<div></div>	0.3%
4091010401		1	<div></div>	0.3%
4092030509		1	<div></div>	0.3%
4093010304		1	<div></div>	0.3%
4101020405		1	<div></div>	0.3%
4101050204		1	<div></div>	0.3%
4102010106		1	<div></div>	0.3%
4102010107		1	<div></div>	0.3%
4103030601		1	<div></div>	0.3%
4111030105		1	<div></div>	0.3%
4112030202		1	<div></div>	0.3%

File : CSEC5

Villagecode: Village code

Value	Label	Cases	Percentage
4113020204		1	0.3%
4113040203		1	0.3%
4114020204		1	0.3%
4114030308		1	0.3%
4121030414		1	0.3%
4122010704		1	0.3%
4122030405		1	0.3%
4141160106		1	0.3%
4151050204		1	0.3%
4151060812		1	0.3%
4151100404		1	0.3%
4151140703		1	0.3%
4171010109		1	0.3%
4171020103		1	0.3%
4171040107		1	0.3%
4171050107		1	0.3%
4171100404		1	0.3%
4171140402		1	0.3%
4181040301		1	0.3%
4182010203		1	0.3%
4182020104		1	0.3%
4182090702		1	0.3%
4192040205		1	0.3%
4201070403		1	0.3%
4201080309		1	0.3%
4211080107		1	0.3%
4221020401		1	0.3%
4231090509		1	0.3%
4261040201		1	0.3%

Warning: these figures indicate the number of cases found in the data file. They cannot be interpreted as summary statistics of the population of interest.

C5Q2: What is the function of the respondent?

Information		[Type= discrete] [Format=character] [Missing=*]	
Statistics [NW/ W]		[Valid=236 /-] [Invalid=0 /-]	
Value	Label	Cases	Percentage
ACTING SUBCOUNTY CHIEF		1	<div></div> 0.4%
ACTING TOWN ENGINEER		1	<div></div> 0.4%
AG TOWN ENGINEER		1	<div></div> 0.4%
ASS TOWN CLERK		2	<div></div> 0.8%

File : CSEC5

C5Q2: What is the function of the respondent?

Value	Label	Cases	Percentage
ASSISTANT DISTRICT ENGINEER		2	0.8%
ASSISTANT ENGINEER		1	0.4%
Accountant		1	0.4%
C.D.O		1	0.4%
C.D.O.		1	0.4%
CASHIER SUB ACCOUNTANT		1	0.4%
CHAIRMAN		2	0.8%
CHAIRMAN LC III		18	7.6%
CHIEF		1	0.4%
COMMUNITY DEVELOPMENT OFFICER		6	2.5%
COMMUNITY DEVELOPMENT OFFICER (CDO)		1	0.4%
COUNCIL ENGINEER		3	1.3%
Chairmman LC III		1	0.4%
Civil Engineer Roads and Constructions		1	0.4%
DEPUTY MUNICIPAL ENGINEER		1	0.4%
DISTRICT ENGINEER		5	2.1%
DIVISION ENGINEER		1	0.4%
DIVISION ENGINEER		9	3.8%
DIVISION ENGINEER IN CHARGE OF ROADS		1	0.4%
DIVISON ENGINEER		1	0.4%
District Engineer		1	0.4%
Division Engineer		1	0.4%
ENGINEER		1	0.4%
ENGINEERING ASSISTANT ROADS		1	0.4%

File : CSEC5

C5Q2: What is the function of the respondent?

Value	Label	Cases	Percentage
HUMAN RESOURCE MANAGER		1	0.4%
L.C III		1	0.4%
L.C.111		1	0.4%
LC 3		1	0.4%
LC 3 CHAIR PERSON		1	0.4%
LC 3 CHAIRMAN		6	2.5%
LC 3 Chairperson		1	0.4%
LC III		3	1.3%
LC III CHAIRMAN		9	3.8%
LC III Chairman		2	0.8%
LC111		1	0.4%
LCIII CHAIRMAN		1	0.4%
LOINYA PARISH CHIEF		1	0.4%
Local council 3 Chairman		1	0.4%
MUNICIPAL ENGINEER		1	0.4%
MUNICIPAL ENGINEER		4	1.7%
PARISH CHIEF		1	0.4%
PARISH CHIEF AUKOT PARISH GWERI SUB COUNTY		1	0.4%
PARISH CHIEF		12	5.1%
PARISH CHIEF -LEGU		1	0.4%
PARISH CHIEF -YIDU		2	0.8%
PARISH CHIEF KELIM		1	0.4%
PRINCIPAL ASSISTANT SECRETARY		2	0.8%
Parish Chief		2	0.8%
SAS		1	0.4%
SECRETARY		1	0.4%
SENIOR ASSISTANT SECRETARY		4	1.7%

File : CSEC5

C5Q2: What is the function of the respondent?

Value	Label	Cases	Percentage
SENIOR ASSSITANT SECRETARY		1	0.4%
SENIOR FINANCIAL OFFICER		1	0.4%
SUB - COUNTY CHIEF		1	0.4%
SUB ACCOUNTANT		1	0.4%
SUB COUNTY		1	0.4%
SUB COUNTY CHAIR PERSON		1	0.4%
SUB COUNTY CHAIRMAN (L III)		1	0.4%
SUB COUNTY CHIEF		24	10.2%
SUB COUTY CHIEF		1	0.4%
SUB-ACCOUNTANT		1	0.4%
SUB--COUNTY CHIEF		1	0.4%
SUB-COUNTY CHIEF		3	1.3%
SUB-COUNTY CHIEF		5	2.1%
SUBCOUNTY CHIEF		15	6.4%
SUPERINTENDE OF WORKS AT THE DISTRICT OFFICES		1	0.4%
SUPERVISOR OF WORKS		1	0.4%
Secretary for Technical Services		1	0.4%
Senior Assisstant Secretary		1	0.4%
Senior Assistant Secretary		10	4.2%
Senior Assistant secretay		1	0.4%
Senior Assitant Secretary		1	0.4%
Sub Accountant		1	0.4%
Sub County Accountant		1	0.4%

File : CSEC5

C5Q2: What is the function of the respondent?

Value	Label	Cases	Percentage
Sub County Chief		2	0.8%
Sub county Chief		1	0.4%
Sub-county Accountant		1	0.4%
Subcounty Chief		2	0.8%
Supretendant of Works		1	0.4%
TOWN ENGINEER		1	0.4%
TOWN COUNCIL CLERK		1	0.4%
TOWN COUNCIL ENGINEER		1	0.4%
TOWN ENGINEER		7	3.0%
Town Engineer		3	1.3%
VICE CHAIRMAN L.C3		1	0.4%
VICE CHAIRPERSON		1	0.4%
Vice Chairman LC III		1	0.4%
community development officer		1	0.4%
community developmeny officer		1	0.4%
parish chief		2	0.8%
sub - accountant		1	0.4%
sub county chief		2	0.8%
town engineer		1	0.4%

Warning: these figures indicate the number of cases found in the data file. They cannot be interpreted as summary statistics of the population of interest.

C5Q3A: How long has the respondent held this post? YEARS

Information	[Type= continuous] [Format=numeric] [Range= 0-34] [Missing=*]
Statistics [NW/ W]	[Valid=236 /-] [Invalid=75 /-] [Mean=4.364 /-]

C5Q3B: How long has the respondent held this post? MONTHS

Information	[Type= discrete] [Format=numeric] [Range= 0-11] [Missing=*]
Statistics [NW/ W]	[Valid=236 /-] [Invalid=75 /-] [Mean=4.381 /-]

Value	Label	Cases	Percentage
0		43	18.2%
1		9	3.8%
2		15	6.4%

File : CSEC5

C5Q3B: How long has the respondent held this post? MONTHS

Value	Label	Cases	Percentage
3		27	<div><div></div></div> 11.4%
4		34	<div><div></div></div> 14.4%
5		22	<div><div></div></div> 9.3%
6		31	<div><div></div></div> 13.1%
7		11	<div><div></div></div> 4.7%
8		14	<div><div></div></div> 5.9%
9		16	<div><div></div></div> 6.8%
10		5	<div><div></div></div> 2.1%
11		9	<div><div></div></div> 3.8%
Sysmiss		75	

Warning: these figures indicate the number of cases found in the data file. They cannot be interpreted as summary statistics of the population of interest.

Survey_Visit: Select visit 1 or 2 for the entire survey

Information		[Type= discrete] [Format=numeric] [Range= 1-2] [Missing=*]		
Statistics [NW/ W]		[Valid=311 /-] [Invalid=0 /-] [Mean=1.871 /-]		
Value	Label	Cases	Percentage	
1	Visit 1	40	<div></div>	12.9%
2	Visit 2	271	<div></div>	87.1%

Warning: these figures indicate the number of cases found in the data file. They cannot be interpreted as summary statistics of the population of interest.

Infrastructure_Response: Road Infrastructure Response Status

Information		[Type= discrete] [Format=numeric] [Range= 1-3] [Missing=*]	
Statistics [NW/ W]		[Valid=255 /-] [Invalid=56 /-] [Mean=1.557 /-]	
Value	Label	Cases	Percentage
1	Completed	168	<div><div></div></div> 65.9%
2	Partially Done	32	<div><div></div></div> 12.5%
3	Not Done	55	<div><div></div></div> 21.6%
Sysmiss		56	

Warning: these figures indicate the number of cases found in the data file. They cannot be interpreted as summary statistics of the population of interest.

Reason_Road_Inf_Not_Done: Reason Road Infrastructure not done

Information	[Type= discrete] [Format=character] [Missing=*]		
Statistics [NW/ W]	[Valid=54 /-]		
Value	Label	Cases	Percentage
Away from office		1	<div></div> 1.9%
COMPETENT RESPONDENT NOT AVAILABLE		1	<div></div> 1.9%
COMPLETED VISIT 1		2	<div></div> 3.7%
City Authority not accessed		1	<div></div> 1.9%
Completed during first visit		1	<div></div> 1.9%

File : CSEC5

Reason_Road_Inf_Not_Done: Reason Road Infrastructure not done

Value	Label	Cases	Percentage
DIV ENG DOES NOT HAVE THE NEEDED IMFORM .HAS DIRECTED ME KCCA HEAD OFFICE		1	<div></div> 1.9%
DIV ENGINEER NOT IN POSITION TO GIVE DATA		1	<div></div> 1.9%
Done complete visit 1		1	<div></div> 1.9%
ENGINEER WAS AWAY. CALL BACK. VISIT 1. ON VISIT 2 THE ENGINEER IS SAYING HE IS VERY BUSY THAT I WILL HAVE TO WAIT FOR HIM FOR SOME TIME SO THAT HE GIVES ME TIME.		1	<div></div> 1.9%
HOLIDAY		3	<div></div> 5.6%
Had already been done during first visit.		1	<div></div> 1.9%
Hospital Level		1	<div></div> 1.9%
Islands. No roads.		1	<div></div> 1.9%
Its holiday time and none of the staff members stays around		1	<div></div> 1.9%
Knowledgeable staff not in office		1	<div></div> 1.9%
NOT DONE, ITS A WEEKEND		1	<div></div> 1.9%
NOT IN OFFICE		1	<div></div> 1.9%
Needed Appointment		1	<div></div> 1.9%
ROAD INACCESSIBLE TO THE SCHOOL DUE TO HEAVY RAINS		1	<div></div> 1.9%

File : CSEC5

Reason_Road_Inf_Not_Done: Reason Road Infrastructure not done

Value	Label	Cases	Percentage
SCHOOL CLOSED AS TEACHERS HAVE GONE FOR THE TWO DAYS VERIFICATION EXERCISE		1	<div><div></div></div> 1.9%
SCHOOL CLOSED FOR HOLIDAYS AND NO PERSON AVAILABLE TO GET INFORMATION FROM		1	<div><div></div></div> 1.9%
Shared with cluster 1171100312		1	<div><div></div></div> 1.9%
THE HEADMASTER WANTED A LETTER FROM THE TOWN CLERK NOT FROM THE CAO, THE TOWN CLERK WAS NOT IN OFFICE		1	<div><div></div></div> 1.9%
THE SUBCOUNTY CHIEF HAD NO INFORMATION BUT PROMISED TO GIVE IT NEXT TIME WE VISIT.		1	<div><div></div></div> 1.9%
TOWN ENGINEER WAS IN KAMPALA FOR HIS EXAMS.		1	<div><div></div></div> 1.9%
The engineer has been too busy but promised to avail me with all the necessary information		1	<div><div></div></div> 1.9%
The school was closed for holidays and there was no one at school at the time of visit		1	<div><div></div></div> 1.9%

File : CSEC5

Reason_Road_Inf_Not_Done: Reason Road Infrastructure not done

Value	Label	Cases	Percentage
The sub county Engineer was in Mbarara for some days. To be done in Second Visit		1	1.9%
WEEKEND		1	1.9%
WEEKEND - STAFF NOT AVAILABLE		1	1.9%
Weekend		1	1.9%
Weekend and strted holidays early.		1	1.9%
data collected by another team in trip 1		1	1.9%
engineer not in office		1	1.9%
holiday		3	5.6%
holiday but had refused to be interviewed, that they have never seen any change since they started the exercise with us. we were warned never to go back there since they get hlp from church and not the government.		1	1.9%
holidays and no respondent wasn't available.		1	1.9%
its time for holiday so no one was found in the school		1	1.9%
no officials in the sub-county during the two visits made.		1	1.9%
no school at the island		1	1.9%
no staff at subcounty		1	1.9%
nobody in office		1	1.9%
person responsible was absent at time of visit		1	1.9%
school closed for holidays and		1	1.9%

File : CSEC5

Reason_Road_Inf_Not_Done: Reason Road Infrastructure not done

Value	Label	Cases	Percentage
the responsible people do not stay in the quarters			
subcounty inaccessible - rains made road bad		1	<div></div> 1.9%
weekend		2	<div></div> 3.7%
weekend - no staff		1	<div></div> 1.9%
weekend came before the interview and i had to travel to the next district. it will be done in visit two		1	<div></div> 1.9%

Warning: these figures indicate the number of cases found in the data file. They cannot be interpreted as summary statistics of the population of interest.

File : CSEC5A

District_Name: District name

Information [Type= discrete] [Format=numeric] [Range= 101-426] [Missing=*]

Statistics [NW/ W] [Valid=1553 /-] [Invalid=0 /-]

Value	Label	Cases	Percentage
101		5	0.3%
102		150	9.7%
103		5	0.3%
104		20	1.3%
105		5	0.3%
106		15	1.0%
107		25	1.6%
108		20	1.3%
110		35	2.3%
111		15	1.0%
112		20	1.3%
113		60	3.9%
115		30	1.9%
116		5	0.3%
117		20	1.3%
118		5	0.3%
119		5	0.3%
120		5	0.3%
122		15	1.0%
123		5	0.3%
124		25	1.6%
201		20	1.3%
203		20	1.3%
204		30	1.9%
205		5	0.3%
207		5	0.3%
208		20	1.3%
209		10	0.6%
210		20	1.3%
211		15	1.0%
212		25	1.6%
214		43	2.8%
215		15	1.0%
216		10	0.6%
218		10	0.6%
219		15	1.0%
221		10	0.6%
222		5	0.3%
223		35	2.3%
224		5	0.3%
225		10	0.6%

File : CSEC5A

District_Name: District name

Value	Label	Cases	Percentage
226		20	<div></div> 1.3%
228		5	<div></div> 0.3%
230		5	<div></div> 0.3%
232		10	<div></div> 0.6%
302		30	<div></div> 1.9%
303		45	<div></div> 2.9%
304		20	<div></div> 1.3%
305		5	<div></div> 0.3%
306		20	<div></div> 1.3%
307		15	<div></div> 1.0%
308		5	<div></div> 0.3%
309		15	<div></div> 1.0%
310		20	<div></div> 1.3%
311		15	<div></div> 1.0%
312		5	<div></div> 0.3%
313		10	<div></div> 0.6%
314		5	<div></div> 0.3%
317		15	<div></div> 1.0%
318		20	<div></div> 1.3%
319		15	<div></div> 1.0%
320		10	<div></div> 0.6%
321		20	<div></div> 1.3%
322		10	<div></div> 0.6%
323		20	<div></div> 1.3%
325		20	<div></div> 1.3%
327		5	<div></div> 0.3%
329		5	<div></div> 0.3%
330		15	<div></div> 1.0%
402		10	<div></div> 0.6%
403		25	<div></div> 1.6%
404		15	<div></div> 1.0%
405		25	<div></div> 1.6%
406		25	<div></div> 1.6%
407		20	<div></div> 1.3%
408		15	<div></div> 1.0%
409		15	<div></div> 1.0%
410		25	<div></div> 1.6%
411		30	<div></div> 1.9%
412		15	<div></div> 1.0%
414		5	<div></div> 0.3%
415		20	<div></div> 1.3%
417		30	<div></div> 1.9%
418		20	<div></div> 1.3%

File : CSEC5A

District_Name: District name

Value	Label	Cases	Percentage
419		5	0.3%
420		10	0.6%
421		5	0.3%
422		5	0.3%
423		5	0.3%
426		5	0.3%

Warning: these figures indicate the number of cases found in the data file. They cannot be interpreted as summary statistics of the population of interest.

SubCounty: Sub-county/division/town council

Information	[Type= discrete] [Format=numeric] [Range= 101204-426104] [Missing=*]
Statistics [NW/ W]	[Valid=1553 /-] [Invalid=0 /-]

Value	Label	Cases	Percentage
101204		5	0.3%
102101		10	0.6%
102102		20	1.3%
102103		50	3.2%
102104		30	1.9%
102105		40	2.6%
103105		5	0.3%
104102		5	0.3%
104104		5	0.3%
104105		5	0.3%
104208		5	0.3%
105105		5	0.3%
106101		10	0.6%
106106		5	0.3%
107105		10	0.6%
107202		5	0.3%
107302		5	0.3%
107305		5	0.3%
108106		5	0.3%
108301		10	0.6%
108305		5	0.3%
110105		5	0.3%
110203		5	0.3%
110204		5	0.3%
110206		5	0.3%
110207		5	0.3%
110305		5	0.3%
110306		5	0.3%
111102		5	0.3%
111202		10	0.6%
112102		5	0.3%
112104		5	0.3%

File : CSEC5A

SubCounty: Sub-county/division/town council

Value	Label	Cases	Percentage
112203		5	<div></div> 0.3%
112204		5	<div></div> 0.3%
113105		10	<div></div> 0.6%
113111		5	<div></div> 0.3%
113112		5	<div></div> 0.3%
113113		10	<div></div> 0.6%
113303		15	<div></div> 1.0%
113304		5	<div></div> 0.3%
113306		5	<div></div> 0.3%
113307		5	<div></div> 0.3%
115103		5	<div></div> 0.3%
115104		5	<div></div> 0.3%
115202		5	<div></div> 0.3%
115203		5	<div></div> 0.3%
115205		5	<div></div> 0.3%
115207		5	<div></div> 0.3%
116102		5	<div></div> 0.3%
117103		5	<div></div> 0.3%
117104		5	<div></div> 0.3%
117110		10	<div></div> 0.6%
118101		5	<div></div> 0.3%
119103		5	<div></div> 0.3%
120105		5	<div></div> 0.3%
122102		5	<div></div> 0.3%
122105		5	<div></div> 0.3%
122106		5	<div></div> 0.3%
123108		5	<div></div> 0.3%
124101		5	<div></div> 0.3%
124103		5	<div></div> 0.3%
124104		5	<div></div> 0.3%
124107		5	<div></div> 0.3%
124108		5	<div></div> 0.3%
201106		15	<div></div> 1.0%
201110		5	<div></div> 0.3%
203202		5	<div></div> 0.3%
203301		10	<div></div> 0.6%
203303		5	<div></div> 0.3%
204101		5	<div></div> 0.3%
204102		5	<div></div> 0.3%
204203		5	<div></div> 0.3%
204301		10	<div></div> 0.6%
204302		5	<div></div> 0.3%
205104		5	<div></div> 0.3%

File : CSEC5A

SubCounty: Sub-county/division/town council

Value	Label	Cases	Percentage
207103		5	0.3%
208102		10	0.6%
208104		5	0.3%
208107		5	0.3%
209201		10	0.6%
210205		20	1.3%
211101		5	0.3%
211103		5	0.3%
211106		5	0.3%
212104		5	0.3%
212105		5	0.3%
212202		5	0.3%
212305		5	0.3%
212311		5	0.3%
214101		10	0.6%
214102		5	0.3%
214108		5	0.3%
214113		23	1.5%
215109		5	0.3%
215115		5	0.3%
215120		5	0.3%
216202		10	0.6%
218103		5	0.3%
218115		5	0.3%
219103		15	1.0%
221109		10	0.6%
222106		5	0.3%
223108		5	0.3%
223120		5	0.3%
223121		15	1.0%
223126		5	0.3%
223128		5	0.3%
224105		5	0.3%
225103		5	0.3%
225111		5	0.3%
226101		5	0.3%
226103		10	0.6%
226104		5	0.3%
228102		5	0.3%
230107		5	0.3%
232101		5	0.3%
232203		5	0.3%
302101		5	0.3%












































File : CSEC5A

SubCounty: Sub-county/division/town council

Value	Label	Cases	Percentage
302201		10	0.6%
302203		5	0.3%
302204		5	0.3%
302205		5	0.3%
303201		5	0.3%
303202		5	0.3%
303204		5	0.3%
303402		5	0.3%
303404		10	0.6%
303405		5	0.3%
303503		5	0.3%
303504		5	0.3%
304102		5	0.3%
304204		10	0.6%
304301		5	0.3%
305102		5	0.3%
306102		5	0.3%
306103		10	0.6%
306106		5	0.3%
307108		10	0.6%
307202		5	0.3%
308102		5	0.3%
309102		5	0.3%
309103		5	0.3%
309204		5	0.3%
310102		5	0.3%
310206		10	0.6%
310207		5	0.3%
311103		10	0.6%
311302		5	0.3%
312105		5	0.3%
313102		5	0.3%
313104		5	0.3%
314103		5	0.3%
317101		5	0.3%
317102		5	0.3%
317106		5	0.3%
318103		10	0.6%
318107		5	0.3%
318114		5	0.3%
319103		5	0.3%
319105		5	0.3%
319107		5	0.3%









































File : CSEC5A

SubCounty: Sub-county/division/town council

Value	Label	Cases	Percentage
320103		5	 0.3%
320108		5	 0.3%
321103		5	 0.3%
321105		5	 0.3%
321106		5	 0.3%
321107		5	 0.3%
322108		5	 0.3%
322111		5	 0.3%
323104		5	 0.3%
323106		5	 0.3%
323107		5	 0.3%
323108		5	 0.3%
325101		5	 0.3%
325103		15	 1.0%
327103		5	 0.3%
329106		5	 0.3%
330107		10	 0.6%
330110		5	 0.3%
402207		5	 0.3%
402208		5	 0.3%
403101		5	 0.3%
403105		5	 0.3%
403201		5	 0.3%
403205		5	 0.3%
403301		5	 0.3%
404102		5	 0.3%
404207		5	 0.3%
404403		5	 0.3%
405104		5	 0.3%
405208		5	 0.3%
405211		5	 0.3%
405301		5	 0.3%
405302		5	 0.3%
406108		5	 0.3%
406201		5	 0.3%
406210		5	 0.3%
406212		5	 0.3%
406303		5	 0.3%
407202		5	 0.3%
407205		5	 0.3%
407303		5	 0.3%
407306		5	 0.3%
408102		5	 0.3%

File : CSEC5A

SubCounty: Sub-county/division/town council

Value	Label	Cases	Percentage
408112		5	 0.3%
408113		5	 0.3%
409101		5	 0.3%
409203		5	 0.3%
409301		5	 0.3%
410102		5	 0.3%
410105		5	 0.3%
410201		10	 0.6%
410303		5	 0.3%
411103		5	 0.3%
411203		5	 0.3%
411302		5	 0.3%
411304		5	 0.3%
411402		5	 0.3%
411403		5	 0.3%
412103		5	 0.3%
412201		5	 0.3%
412203		5	 0.3%
414116		5	 0.3%
415105		5	 0.3%
415106		5	 0.3%
415110		5	 0.3%
415114		5	 0.3%
417101		5	 0.3%
417102		5	 0.3%
417104		5	 0.3%
417105		5	 0.3%
417110		5	 0.3%
417114		5	 0.3%
418104		5	 0.3%
418201		5	 0.3%
418202		5	 0.3%
418209		5	 0.3%
419204		5	 0.3%
420107		5	 0.3%
420108		5	 0.3%
421108		5	 0.3%
422102		5	 0.3%
423109		5	 0.3%
426104		5	 0.3%

Warning: these figures indicate the number of cases found in the data file. They cannot be interpreted as summary statistics of the population of interest.

Parish: Parish/ward

Information [Type= discrete] [Format=numeric] [Range= 10120402-42610402] [Missing=*]

File : CSEC5A

Parish: Parish/ward

Statistics [NW/ W] [Valid=1553 /-] [Invalid=0 /-]

Value	Label	Cases	Percentage
10120402		5	0.3%
10210104		5	0.3%
10210108		5	0.3%
10210202		5	0.3%
10210205		5	0.3%
10210206		5	0.3%
10210208		5	0.3%
10210301		5	0.3%
10210302		5	0.3%
10210304		5	0.3%
10210305		10	0.6%
10210306		5	0.3%
10210308		5	0.3%
10210309		10	0.6%
10210312		5	0.3%
10210401		5	0.3%
10210402		5	0.3%
10210410		5	0.3%
10210411		5	0.3%
10210417		5	0.3%
10210419		5	0.3%
10210501		5	0.3%
10210503		5	0.3%
10210504		10	0.6%
10210510		5	0.3%
10210513		5	0.3%
10210515		5	0.3%
10210518		5	0.3%
10310505		5	0.3%
10410204		5	0.3%
10410403		5	0.3%
10410504		5	0.3%
10420804		5	0.3%
10510502		5	0.3%
10610101		5	0.3%
10610109		5	0.3%
10610606		5	0.3%
10710503		5	0.3%
10710505		5	0.3%
10720206		5	0.3%
10730203		5	0.3%
10730507		5	0.3%

File : CSEC5A

Parish: Parish/ward

Value	Label	Cases	Percentage
10810603		5	0.3%
10830101		5	0.3%
10830105		5	0.3%
10830502		5	0.3%
11010501		5	0.3%
11020306		5	0.3%
11020401		5	0.3%
11020603		5	0.3%
11020704		5	0.3%
11030501		5	0.3%
11030601		5	0.3%
11110201		5	0.3%
11120204		5	0.3%
11120206		5	0.3%
11210203		5	0.3%
11210402		5	0.3%
11220301		5	0.3%
11220403		5	0.3%
11310504		5	0.3%
11310505		5	0.3%
11311102		5	0.3%
11311203		5	0.3%
11311302		5	0.3%
11311306		5	0.3%
11330301		10	0.6%
11330305		5	0.3%
11330403		5	0.3%
11330606		5	0.3%
11330701		5	0.3%
11510302		5	0.3%
11510403		5	0.3%
11520209		5	0.3%
11520307		5	0.3%
11520504		5	0.3%
11520703		5	0.3%
11610205		5	0.3%
11710308		5	0.3%
11710405		5	0.3%
11711003		10	0.6%
11810104		5	0.3%
11910303		5	0.3%
12010502		5	0.3%
12210206		5	0.3%

File : CSEC5A

Parish: Parish/ward

Value	Label	Cases	Percentage
12210502		5	0.3%
12210602		5	0.3%
12310803		5	0.3%
12410106		5	0.3%
12410302		5	0.3%
12410401		5	0.3%
12410701		5	0.3%
12410802		5	0.3%
20110602		15	1.0%
20111009		5	0.3%
20320203		5	0.3%
20330101		10	0.6%
20330304		5	0.3%
20410103		5	0.3%
20410204		5	0.3%
20420301		5	0.3%
20430101		5	0.3%
20430102		5	0.3%
20430205		5	0.3%
20510401		5	0.3%
20710301		5	0.3%
20810214		10	0.6%
20810404		5	0.3%
20810713		5	0.3%
20920101		5	0.3%
20920104		5	0.3%
21020504		20	1.3%
21110105		5	0.3%
21110303		5	0.3%
21110603		5	0.3%
21210403		5	0.3%
21210504		5	0.3%
21220201		5	0.3%
21230502		5	0.3%
21231101		5	0.3%
21410104		5	0.3%
21410106		5	0.3%
21410202		5	0.3%
21410801		5	0.3%
21411301		5	0.3%
21411303		18	1.2%
21510902		5	0.3%
21511502		5	0.3%

File : CSEC5A

Parish: Parish/ward

Value	Label	Cases	Percentage
21512002		5	<div></div> 0.3%
21620203		10	<div></div> 0.6%
21810302		5	<div></div> 0.3%
21811504		5	<div></div> 0.3%
21910313		5	<div></div> 0.3%
21910317		10	<div></div> 0.6%
22110902		5	<div></div> 0.3%
22110905		5	<div></div> 0.3%
22210602		5	<div></div> 0.3%
22310805		5	<div></div> 0.3%
22312002		5	<div></div> 0.3%
22312101		10	<div></div> 0.6%
22312103		5	<div></div> 0.3%
22312601		5	<div></div> 0.3%
22312801		5	<div></div> 0.3%
22410505		5	<div></div> 0.3%
22510304		5	<div></div> 0.3%
22511103		5	<div></div> 0.3%
22610101		5	<div></div> 0.3%
22610302		5	<div></div> 0.3%
22610303		5	<div></div> 0.3%
22610405		5	<div></div> 0.3%
22810203		5	<div></div> 0.3%
23010709		5	<div></div> 0.3%
23210104		5	<div></div> 0.3%
23220304		5	<div></div> 0.3%
30210102		5	<div></div> 0.3%
30220105		5	<div></div> 0.3%
30220107		5	<div></div> 0.3%
30220302		5	<div></div> 0.3%
30220405		5	<div></div> 0.3%
30220505		5	<div></div> 0.3%
30320102		5	<div></div> 0.3%
30320207		5	<div></div> 0.3%
30320405		5	<div></div> 0.3%
30340204		5	<div></div> 0.3%
30340401		5	<div></div> 0.3%
30340403		5	<div></div> 0.3%
30340507		5	<div></div> 0.3%
30350304		5	<div></div> 0.3%
30350402		5	<div></div> 0.3%
30410201		5	<div></div> 0.3%
30420401		5	<div></div> 0.3%

File : CSEC5A

Parish: Parish/ward

Value	Label	Cases	Percentage
30420402		5	0.3%
30430104		5	0.3%
30510208		5	0.3%
30610203		5	0.3%
30610301		10	0.6%
30610601		5	0.3%
30710802		5	0.3%
30710803		5	0.3%
30720203		5	0.3%
30810206		5	0.3%
30910205		5	0.3%
30910305		5	0.3%
30920406		5	0.3%
31010202		5	0.3%
31020603		5	0.3%
31020604		5	0.3%
31020706		5	0.3%
31110302		10	0.6%
31130201		5	0.3%
31210502		5	0.3%
31310205		5	0.3%
31310403		5	0.3%
31410304		5	0.3%
31710101		5	0.3%
31710202		5	0.3%
31710605		5	0.3%
31810302		10	0.6%
31810705		5	0.3%
31811402		5	0.3%
31910303		5	0.3%
31910508		5	0.3%
31910702		5	0.3%
32010303		5	0.3%
32010808		5	0.3%
32110304		5	0.3%
32110505		5	0.3%
32110601		5	0.3%
32110706		5	0.3%
32210802		5	0.3%
32211104		5	0.3%
32310403		5	0.3%
32310604		5	0.3%
32310701		5	0.3%

File : CSEC5A

Parish: Parish/ward

Value	Label	Cases	Percentage
32310802		5	0.3%
32510102		5	0.3%
32510305		5	0.3%
32510306		10	0.6%
32710303		5	0.3%
32910602		5	0.3%
33010701		5	0.3%
33010703		5	0.3%
33011001		5	0.3%
40220705		5	0.3%
40220805		5	0.3%
40310102		5	0.3%
40310505		5	0.3%
40320102		5	0.3%
40320504		5	0.3%
40330104		5	0.3%
40410203		5	0.3%
40420704		5	0.3%
40440303		5	0.3%
40510402		5	0.3%
40520803		5	0.3%
40521103		5	0.3%
40530104		5	0.3%
40530203		5	0.3%
40610804		5	0.3%
40620102		5	0.3%
40621003		5	0.3%
40621201		5	0.3%
40630307		5	0.3%
40720204		5	0.3%
40720501		5	0.3%
40730303		5	0.3%
40730604		5	0.3%
40810201		5	0.3%
40811202		5	0.3%
40811304		5	0.3%
40910104		5	0.3%
40920305		5	0.3%
40930103		5	0.3%
41010204		5	0.3%
41010502		5	0.3%
41020101		10	0.6%
41030306		5	0.3%

File : CSEC5A

Parish: Parish/ward

Value	Label	Cases	Percentage	
41110301		5	<div></div>	0.3%
41120302		5	<div></div>	0.3%
41130202		5	<div></div>	0.3%
41130402		5	<div></div>	0.3%
41140202		5	<div></div>	0.3%
41140303		5	<div></div>	0.3%
41210304		5	<div></div>	0.3%
41220107		5	<div></div>	0.3%
41220304		5	<div></div>	0.3%
41411601		5	<div></div>	0.3%
41510502		5	<div></div>	0.3%
41510608		5	<div></div>	0.3%
41511004		5	<div></div>	0.3%
41511407		5	<div></div>	0.3%
41710101		5	<div></div>	0.3%
41710201		5	<div></div>	0.3%
41710401		5	<div></div>	0.3%
41710501		5	<div></div>	0.3%
41711004		5	<div></div>	0.3%
41711404		5	<div></div>	0.3%
41810403		5	<div></div>	0.3%
41820102		5	<div></div>	0.3%
41820201		5	<div></div>	0.3%
41820907		5	<div></div>	0.3%
41920402		5	<div></div>	0.3%
42010704		5	<div></div>	0.3%
42010803		5	<div></div>	0.3%
42110801		5	<div></div>	0.3%
42210204		5	<div></div>	0.3%
42310905		5	<div></div>	0.3%
42610402		5	<div></div>	0.3%

Warning: these figures indicate the number of cases found in the data file. They cannot be interpreted as summary statistics of the population of interest.

Villagecode: Village code

Information	[Type= discrete] [Format=numeric] [Range= 1012040204-4261040201] [Missing=*]			
Statistics [NW/ W]	[Valid=1553 /-] [Invalid=0 /-]			
Value	Label	Cases	Percentage	
1012040204		5	<div></div>	0.3%
1021010402		5	<div></div>	0.3%
1021010802		5	<div></div>	0.3%
1021020205		5	<div></div>	0.3%
1021020504		5	<div></div>	0.3%
1021020601		5	<div></div>	0.3%
1021020805		5	<div></div>	0.3%

File : CSEC5A

Villagecode: Village code

Value	Label	Cases	Percentage
1021030109		5	0.3%
1021030203		5	0.3%
1021030412		5	0.3%
1021030504		5	0.3%
1021030509		5	0.3%
1021030606		5	0.3%
1021030803		5	0.3%
1021030904		10	0.6%
1021031208		5	0.3%
1021040102		5	0.3%
1021040203		5	0.3%
1021041002		5	0.3%
1021041118		5	0.3%
1021041701		5	0.3%
1021041903		5	0.3%
1021050106		5	0.3%
1021050307		5	0.3%
1021050405		10	0.6%
1021051004		5	0.3%
1021051305		5	0.3%
1021051506		5	0.3%
1021051832		5	0.3%
1031050505		5	0.3%
1041020405		5	0.3%
1041040304		5	0.3%
1041050403		5	0.3%
1042080404		5	0.3%
1051050201		5	0.3%
1061010108		5	0.3%
1061010902		5	0.3%
1061060602		5	0.3%
1071050302		5	0.3%
1071050503		5	0.3%
1072020601		5	0.3%
1073020305		5	0.3%
1073050702		5	0.3%
1081060309		5	0.3%
1083010101		5	0.3%
1083010505		5	0.3%
1083050204		5	0.3%
1101050107		5	0.3%
1102030601		5	0.3%
1102040107		5	0.3%

File : CSEC5A

Villagecode: Village code

Value	Label	Cases	Percentage	
1102060309		5	<div></div>	0.3%
1102070403		5	<div></div>	0.3%
1103050102		5	<div></div>	0.3%
1103060102		5	<div></div>	0.3%
1111020105		5	<div></div>	0.3%
1112020403		5	<div></div>	0.3%
1112020618		5	<div></div>	0.3%
1121020302		5	<div></div>	0.3%
1121040209		5	<div></div>	0.3%
1122030104		5	<div></div>	0.3%
1122040303		5	<div></div>	0.3%
1131050402		5	<div></div>	0.3%
1131050505		5	<div></div>	0.3%
1131110205		5	<div></div>	0.3%
1131120307		5	<div></div>	0.3%
1131130204		5	<div></div>	0.3%
1131130602		5	<div></div>	0.3%
1133030101		5	<div></div>	0.3%
1133030109		5	<div></div>	0.3%
1133030504		5	<div></div>	0.3%
1133040308		5	<div></div>	0.3%
1133060601		5	<div></div>	0.3%
1133070102		5	<div></div>	0.3%
1151030204		5	<div></div>	0.3%
1151040307		5	<div></div>	0.3%
1152020907		5	<div></div>	0.3%
1152030702		5	<div></div>	0.3%
1152050405		5	<div></div>	0.3%
1152070306		5	<div></div>	0.3%
1161020501		5	<div></div>	0.3%
1171030802		5	<div></div>	0.3%
1171040504		5	<div></div>	0.3%
1171100309		5	<div></div>	0.3%
1171100312		5	<div></div>	0.3%
1181010407		5	<div></div>	0.3%
1191030304		5	<div></div>	0.3%
1201050202		5	<div></div>	0.3%
1221020604		5	<div></div>	0.3%
1221050203		5	<div></div>	0.3%
1221060206		5	<div></div>	0.3%
1231080303		5	<div></div>	0.3%
1241010603		5	<div></div>	0.3%
1241030216		5	<div></div>	0.3%

File : CSEC5A

Villagecode: Village code

Value	Label	Cases	Percentage
1241040102		5	0.3%
1241070106		5	0.3%
1241080210		5	0.3%
2011060205		15	1.0%
2011100902		5	0.3%
2032020304		5	0.3%
2033010101		10	0.6%
2033030403		5	0.3%
2041010302		5	0.3%
2041020405		5	0.3%
2042030105		5	0.3%
2043010103		5	0.3%
2043010202		5	0.3%
2043020514		5	0.3%
2051040101		5	0.3%
2071030105		5	0.3%
2081021402		10	0.6%
2081040401		5	0.3%
2081071301		5	0.3%
2092010105		5	0.3%
2092010401		5	0.3%
2102050401		20	1.3%
2111010504		5	0.3%
2111030302		5	0.3%
2111060303		5	0.3%
2121040306		5	0.3%
2121050407		5	0.3%
2122020101		5	0.3%
2123050204		5	0.3%
2123110101		5	0.3%
2141010403		5	0.3%
2141010604		5	0.3%
2141020206		5	0.3%
2141080105		5	0.3%
2141130103		5	0.3%
2141130307		18	1.2%
2151090208		5	0.3%
2151150202		5	0.3%
2151200204		5	0.3%
2162020306		10	0.6%
2181030213		5	0.3%
2181150401		5	0.3%
2191031301		5	0.3%

File : CSEC5A

Villagecode: Village code

Value	Label	Cases	Percentage
2191031702		10	<div></div> 0.6%
2211090203		5	<div></div> 0.3%
2211090505		5	<div></div> 0.3%
2221060201		5	<div></div> 0.3%
2231080506		5	<div></div> 0.3%
2231200204		5	<div></div> 0.3%
2231210104		5	<div></div> 0.3%
2231210105		5	<div></div> 0.3%
2231210302		5	<div></div> 0.3%
2231260115		5	<div></div> 0.3%
2231280102		5	<div></div> 0.3%
2241050511		5	<div></div> 0.3%
2251030415		5	<div></div> 0.3%
2251110322		5	<div></div> 0.3%
2261010102		5	<div></div> 0.3%
2261030205		5	<div></div> 0.3%
2261030301		5	<div></div> 0.3%
2261040510		5	<div></div> 0.3%
2281020304		5	<div></div> 0.3%
2301070905		5	<div></div> 0.3%
2321010406		5	<div></div> 0.3%
2322030405		5	<div></div> 0.3%
3021010215		5	<div></div> 0.3%
3022010508		5	<div></div> 0.3%
3022010708		5	<div></div> 0.3%
3022030205		5	<div></div> 0.3%
3022040505		5	<div></div> 0.3%
3022050502		5	<div></div> 0.3%
3032010205		5	<div></div> 0.3%
3032020706		5	<div></div> 0.3%
3032040506		5	<div></div> 0.3%
3034020408		5	<div></div> 0.3%
3034040102		5	<div></div> 0.3%
3034040304		5	<div></div> 0.3%
3034050711		5	<div></div> 0.3%
3035030411		5	<div></div> 0.3%
3035040205		5	<div></div> 0.3%
3041020101		5	<div></div> 0.3%
3042040105		5	<div></div> 0.3%
3042040201		5	<div></div> 0.3%
3043010404		5	<div></div> 0.3%
3051020803		5	<div></div> 0.3%
3061020306		5	<div></div> 0.3%

File : CSEC5A

Villagecode: Village code

Value	Label	Cases	Percentage
3061030101		10	<div></div> 0.6%
3061060103		5	<div></div> 0.3%
3071080206		5	<div></div> 0.3%
3071080301		5	<div></div> 0.3%
3072020302		5	<div></div> 0.3%
3081020606		5	<div></div> 0.3%
3091020502		5	<div></div> 0.3%
3091030501		5	<div></div> 0.3%
3092040606		5	<div></div> 0.3%
3101020203		5	<div></div> 0.3%
3102060309		5	<div></div> 0.3%
3102060408		5	<div></div> 0.3%
3102070603		5	<div></div> 0.3%
3111030202		10	<div></div> 0.6%
3113020101		5	<div></div> 0.3%
3121050202		5	<div></div> 0.3%
3131020505		5	<div></div> 0.3%
3131040312		5	<div></div> 0.3%
3141030403		5	<div></div> 0.3%
3171010102		5	<div></div> 0.3%
3171020201		5	<div></div> 0.3%
3171060512		5	<div></div> 0.3%
3181030204		10	<div></div> 0.6%
3181070501		5	<div></div> 0.3%
3181140207		5	<div></div> 0.3%
3191030304		5	<div></div> 0.3%
3191050803		5	<div></div> 0.3%
3191070202		5	<div></div> 0.3%
3201030323		5	<div></div> 0.3%
3201080801		5	<div></div> 0.3%
3211030405		5	<div></div> 0.3%
3211050502		5	<div></div> 0.3%
3211060105		5	<div></div> 0.3%
3211070617		5	<div></div> 0.3%
3221080206		5	<div></div> 0.3%
3221110412		5	<div></div> 0.3%
3231040301		5	<div></div> 0.3%
3231060409		5	<div></div> 0.3%
3231070104		5	<div></div> 0.3%
3231080204		5	<div></div> 0.3%
3251010205		5	<div></div> 0.3%
3251030508		5	<div></div> 0.3%
3251030601		5	<div></div> 0.3%

File : CSEC5A

Villagecode: Village code

Value	Label	Cases	Percentage	
3251030602		5	<div></div>	0.3%
3271030305		5	<div></div>	0.3%
3291060206		5	<div></div>	0.3%
3301070101		5	<div></div>	0.3%
3301070303		5	<div></div>	0.3%
3301100102		5	<div></div>	0.3%
4022070507		5	<div></div>	0.3%
4022080505		5	<div></div>	0.3%
4031010202		5	<div></div>	0.3%
4031050502		5	<div></div>	0.3%
4032010205		5	<div></div>	0.3%
4032050403		5	<div></div>	0.3%
4033010412		5	<div></div>	0.3%
4041020302		5	<div></div>	0.3%
4042070409		5	<div></div>	0.3%
4044030303		5	<div></div>	0.3%
4051040205		5	<div></div>	0.3%
4052080304		5	<div></div>	0.3%
4052110310		5	<div></div>	0.3%
4053010409		5	<div></div>	0.3%
4053020304		5	<div></div>	0.3%
4061080401		5	<div></div>	0.3%
4062010203		5	<div></div>	0.3%
4062100306		5	<div></div>	0.3%
4062120102		5	<div></div>	0.3%
4063030706		5	<div></div>	0.3%
4072020402		5	<div></div>	0.3%
4072050104		5	<div></div>	0.3%
4073030305		5	<div></div>	0.3%
4073060419		5	<div></div>	0.3%
4081020104		5	<div></div>	0.3%
4081120206		5	<div></div>	0.3%
4081130406		5	<div></div>	0.3%
4091010401		5	<div></div>	0.3%
4092030509		5	<div></div>	0.3%
4093010304		5	<div></div>	0.3%
4101020405		5	<div></div>	0.3%
4101050204		5	<div></div>	0.3%
4102010106		5	<div></div>	0.3%
4102010107		5	<div></div>	0.3%
4103030601		5	<div></div>	0.3%
4111030105		5	<div></div>	0.3%
4112030202		5	<div></div>	0.3%

File : CSEC5A

Villagecode: Village code

Value	Label	Cases	Percentage	
4113020204		5	<div></div>	0.3%
4113040203		5	<div></div>	0.3%
4114020204		5	<div></div>	0.3%
4114030308		5	<div></div>	0.3%
4121030414		5	<div></div>	0.3%
4122010704		5	<div></div>	0.3%
4122030405		5	<div></div>	0.3%
4141160106		5	<div></div>	0.3%
4151050204		5	<div></div>	0.3%
4151060812		5	<div></div>	0.3%
4151100404		5	<div></div>	0.3%
4151140703		5	<div></div>	0.3%
4171010109		5	<div></div>	0.3%
4171020103		5	<div></div>	0.3%
4171040107		5	<div></div>	0.3%
4171050107		5	<div></div>	0.3%
4171100404		5	<div></div>	0.3%
4171140402		5	<div></div>	0.3%
4181040301		5	<div></div>	0.3%
4182010203		5	<div></div>	0.3%
4182020104		5	<div></div>	0.3%
4182090702		5	<div></div>	0.3%
4192040205		5	<div></div>	0.3%
4201070403		5	<div></div>	0.3%
4201080309		5	<div></div>	0.3%
4211080107		5	<div></div>	0.3%
4221020401		5	<div></div>	0.3%
4231090509		5	<div></div>	0.3%
4261040201		5	<div></div>	0.3%

Warning: these figures indicate the number of cases found in the data file. They cannot be interpreted as summary statistics of the population of interest.

Infrastructure_ID: CFWTInfrastructure

Information	[Type= discrete] [Format=numeric] [Range= 1-5] [Missing=*]
Statistics [NW/ W]	[Valid=1553 /-] [Invalid=0 /-]

Value	Label	Cases	Percentage	
1	Trunk roads (Tarmac)	311	<div></div>	20.0%
2	Trunk roads (Murrum)	311	<div></div>	20.0%
3	Feeder roads	311	<div></div>	20.0%
4	Community roads	311	<div></div>	20.0%
5	Bridges/culvert crossings	309	<div></div>	19.9%

Warning: these figures indicate the number of cases found in the data file. They cannot be interpreted as summary statistics of the population of interest.

C5AQ5: Does this sub-county have any [ROAD]?

Information	[Type= discrete] [Format=numeric] [Range= 1-2] [Missing=*]
-------------	--

File : CSEC5A

C5AQ5: Does this sub-county have any [ROAD]?

Statistics [NW/ W] [Valid=1170 /-] [Invalid=383 /-]

Value	Label	Cases	Percentage
1	Yes	952	<div><div></div></div> 81.4%
2	No	218	<div><div></div></div> 18.6%
Sysmiss		383	

Warning: these figures indicate the number of cases found in the data file. They cannot be interpreted as summary statistics of the population of interest.

C5AQ5_1: What is the commonest mode of transport used to reach the nearest road type

Information [Type= discrete] [Format=numeric] [Range= 1-8] [Missing=*]

Statistics [NW/ W] [Valid=950 /-] [Invalid=603 /-]

Value	Label	Cases	Percentage
1	Walking	773	<div><div></div></div> 81.4%
2	Taxi(car)	36	<div><div></div></div> 3.8%
3	Boda-boda	58	<div><div></div></div> 6.1%
4	Bus/minibus	17	<div><div></div></div> 1.8%
5	Motorcycle	15	<div><div></div></div> 1.6%
6	Bicycle	50	<div><div></div></div> 5.3%
7	Boat	0	
8	Other	1	<div><div></div></div> 0.1%
Sysmiss		603	

Warning: these figures indicate the number of cases found in the data file. They cannot be interpreted as summary statistics of the population of interest.

C5AQ6: What is the total length of [ROAD] within sub-county (km)?

Information [Type= continuous] [Format=numeric] [Range= 1-408] [Missing=*]

Statistics [NW/ W] [Valid=935 /-] [Invalid=618 /-]

C5AQ7: INTERVIEWER: IS THIS NUMBER BASED ON RECORDS OR SUB-COUNTY CHIEF ESTIMATIONS?

Information [Type= discrete] [Format=numeric] [Range= 1-2] [Missing=*]

Statistics [NW/ W] [Valid=936 /-] [Invalid=617 /-]

Value	Label	Cases	Percentage
1	Based on written records	249	<div><div></div></div> 26.6%
2	Based on respondent estimation	687	<div><div></div></div> 73.4%
Sysmiss		617	

Warning: these figures indicate the number of cases found in the data file. They cannot be interpreted as summary statistics of the population of interest.

C5AQ8: What is the current state of [ROAD]/bridges ?

Information [Type= discrete] [Format=numeric] [Range= 1-3] [Missing=*]

Statistics [NW/ W] [Valid=942 /-] [Invalid=611 /-]

Value	Label	Cases	Percentage
1	Good	198	<div><div></div></div> 21.0%
2	Usable	514	<div><div></div></div> 54.6%
3	Poor	230	<div><div></div></div> 24.4%
Sysmiss		611	

Warning: these figures indicate the number of cases found in the data file. They cannot be interpreted as summary statistics of the population of interest.

File : CSEC5A

C5AQ9: In your opinion, what is the main reason for the poor roads?

Information [Type= discrete] [Format=numeric] [Range= 1-96] [Missing=*]

Statistics [NW/ W] [Valid=225 /-] [Invalid=1328 /-]

Value	Label	Cases	Percentage
1	Bad weather	38	16.9%
2	Lack of equipment	18	8.0%
3	Poor maintenance	116	51.6%
4	Lack of engineers	1	0.4%
96	Other	52	23.1%
Sysmiss		1328	

Warning: these figures indicate the number of cases found in the data file. They cannot be interpreted as summary statistics of the population of interest.

Survey_Visit: Select visit 1 or 2 for the entire survey

Information [Type= discrete] [Format=numeric] [Range= 1-2] [Missing=*]

Statistics [NW/ W] [Valid=1553 /-] [Invalid=0 /-]

Value	Label	Cases	Percentage
1	Visit 1	200	12.9%
2	Visit 2	1353	87.1%

Warning: these figures indicate the number of cases found in the data file. They cannot be interpreted as summary statistics of the population of interest.

Infrastructure_Response: Road Infrastructure Response Status

Information [Type= discrete] [Format=numeric] [Range= 1-3] [Missing=*]

Statistics [NW/ W] [Valid=1274 /-] [Invalid=279 /-]

Value	Label	Cases	Percentage
1	Completed	839	65.9%
2	Partially Done	160	12.6%
3	Not Done	275	21.6%
Sysmiss		279	

Warning: these figures indicate the number of cases found in the data file. They cannot be interpreted as summary statistics of the population of interest.

Reason_Road_Inf_Not_Done: Reason Road Infrastructure not done

Information [Type= discrete] [Format=character] [Missing=*]

Statistics [NW/ W] [Valid=270 /-]

Value	Label	Cases	Percentage
Away from office		5	1.9%
COMPETENT RESPONDENT NOT AVAILABLE		5	1.9%
COMPLETED VISIT 1		10	3.7%
City Authority not accessed		5	1.9%
Completed during first visit		5	1.9%
DIV ENG DOES NOT HAVE THE		5	1.9%

File : CSEC5A

Reason_Road_Inf_Not_Done: Reason Road Infrastructure not done

Value	Label	Cases	Percentage
NEEDED IMFORM .HAS DIRECTED ME KCCA HEAD OFFICE			
DIV ENGINEER NOT IN POSITION TO GIVE DATA		5	<div></div> 1.9%
Done complete visit 1		5	<div></div> 1.9%
ENGINEER WAS AWAY. CALL BACK. VISIT 1. ON VISIT 2 THE ENGINEER IS SAYING HE IS VERY BUSY THAT I WILL HAVE TO WAIT FOR HIM FOR SOME TIME SO THAT HE GIVES ME TIME.		5	<div></div> 1.9%
HOLIDAY		15	<div></div> 5.6%
Had already been done during first visit.		5	<div></div> 1.9%
Hospital Level		5	<div></div> 1.9%
Islands. No roads.		5	<div></div> 1.9%
Its holiday time and none of the staff members stays around		5	<div></div> 1.9%
Knowledgeable staff not in office		5	<div></div> 1.9%
NOT DONE, ITS A WEEKEND		5	<div></div> 1.9%
NOT IN OFFICE		5	<div></div> 1.9%
Needed Appointment		5	<div></div> 1.9%
ROAD INACCESSIBLE TO THE SCHOOL DUE TO HEAVY RAINS		5	<div></div> 1.9%
SCHOOL CLOSED AS TEACHERS		5	<div></div> 1.9%

File : CSEC5A

Reason_Road_Inf_Not_Done: Reason Road Infrastructure not done

Value	Label	Cases	Percentage
HAVE GONE FOR THE TWO DAYS VERIFICATION EXERCISE			
SCHOOL CLOSED FOR HOLIDAYS AND NO PERSON AVAILABLE TO GET INFORMATION FROM		5	<div><div></div></div> 1.9%
Shared with cluster 1171100312		5	<div><div></div></div> 1.9%
THE HEADMASTER WANTED A LETTER FROM THE TOWN CLERK NOT FROM THE CAO, THE TOWN CLERK WAS NOT IN OFFICE		5	<div><div></div></div> 1.9%
THE SUBCOUNTY CHIEF HAD NO INFORMATION BUT PROMISED TO GIVE IT NEXT TIME WE VISIT.		5	<div><div></div></div> 1.9%
TOWN ENGINEER WAS IN KAMPALA FOR HIS EXAMS.		5	<div><div></div></div> 1.9%
The engineer has been too busy but promised to avail me with all the necessary information		5	<div><div></div></div> 1.9%
The school was closed for holidays and there was no one at school at the time of visit		5	<div><div></div></div> 1.9%
The sub county Engineer was in Mbarara for some days.		5	<div><div></div></div> 1.9%

File : CSEC5A

Reason_Road_Inf_Not_Done: Reason Road Infrastructure not done

Value	Label	Cases	Percentage
To be done in Second Visit			
WEEKEND		5	<div></div> 1.9%
WEEKEND - STAFF NOT AVAILABLE		5	<div></div> 1.9%
Weekend		5	<div></div> 1.9%
Weekend and strted holidays early.		5	<div></div> 1.9%
data collected by another team in trip 1		5	<div></div> 1.9%
engineer not in office		5	<div></div> 1.9%
holiday		15	<div></div> 5.6%
holiday but had refused to be interviewed, that they have never seen any change since they started the exercise with us. we were warned never to go back there since they get hlp from church and not the government.		5	<div></div> 1.9%
holidays and no respondent wasn't available.		5	<div></div> 1.9%
its time for holiday so no one was found in the school		5	<div></div> 1.9%
no officials in the sub-county during the two visits made.		5	<div></div> 1.9%
no school at the island		5	<div></div> 1.9%
no staff at subcounty		5	<div></div> 1.9%
nobody in office		5	<div></div> 1.9%
person responsible was absent at time of visit		5	<div></div> 1.9%
school closed for holidays and the responsible people do not stay in the quarters		5	<div></div> 1.9%

File : CSEC5A

Reason_Road_Inf_Not_Done: Reason Road Infrastructure not done

Value	Label	Cases	Percentage
subcounty inaccessible - rains made road bad		5	<div></div> 1.9%
weekend		10	<div></div> 3.7%
weekend - no staff		5	<div></div> 1.9%
weekend came before the interview and i had to travel to the next district. it will be done in visit two		5	<div></div> 1.9%

Warning: these figures indicate the number of cases found in the data file. They cannot be interpreted as summary statistics of the population of interest.

File : CSEC5B

District_Name: District name

Information [Type= discrete] [Format=numeric] [Range= 101-426] [Missing=*]

Statistics [NW/ W] [Valid=1547 /-] [Invalid=0 /-]

Value	Label	Cases	Percentage
101		5	0.3%
102		148	9.6%
103		5	0.3%
104		20	1.3%
105		5	0.3%
106		15	1.0%
107		25	1.6%
108		20	1.3%
110		35	2.3%
111		15	1.0%
112		20	1.3%
113		60	3.9%
115		30	1.9%
116		5	0.3%
117		20	1.3%
118		5	0.3%
119		5	0.3%
120		5	0.3%
122		15	1.0%
123		5	0.3%
124		25	1.6%
201		20	1.3%
203		20	1.3%
204		30	1.9%
205		5	0.3%
207		5	0.3%
208		20	1.3%
209		10	0.6%
210		16	1.0%
211		15	1.0%
212		25	1.6%
214		43	2.8%
215		15	1.0%
216		10	0.6%
218		10	0.6%
219		15	1.0%
221		10	0.6%
222		5	0.3%
223		35	2.3%
224		5	0.3%
225		10	0.6%

File : CSEC5B

District_Name: District name

Value	Label	Cases	Percentage
226		20	<div></div> 1.3%
228		5	<div></div> 0.3%
230		5	<div></div> 0.3%
232		10	<div></div> 0.6%
302		30	<div></div> 1.9%
303		45	<div></div> 2.9%
304		20	<div></div> 1.3%
305		5	<div></div> 0.3%
306		20	<div></div> 1.3%
307		15	<div></div> 1.0%
308		5	<div></div> 0.3%
309		15	<div></div> 1.0%
310		20	<div></div> 1.3%
311		15	<div></div> 1.0%
312		5	<div></div> 0.3%
313		10	<div></div> 0.6%
314		5	<div></div> 0.3%
317		15	<div></div> 1.0%
318		20	<div></div> 1.3%
319		15	<div></div> 1.0%
320		10	<div></div> 0.6%
321		20	<div></div> 1.3%
322		10	<div></div> 0.6%
323		20	<div></div> 1.3%
325		20	<div></div> 1.3%
327		5	<div></div> 0.3%
329		5	<div></div> 0.3%
330		15	<div></div> 1.0%
402		10	<div></div> 0.6%
403		25	<div></div> 1.6%
404		15	<div></div> 1.0%
405		25	<div></div> 1.6%
406		25	<div></div> 1.6%
407		20	<div></div> 1.3%
408		15	<div></div> 1.0%
409		15	<div></div> 1.0%
410		25	<div></div> 1.6%
411		30	<div></div> 1.9%
412		15	<div></div> 1.0%
414		5	<div></div> 0.3%
415		20	<div></div> 1.3%
417		30	<div></div> 1.9%
418		20	<div></div> 1.3%

File : CSEC5B

District_Name: District name

Value	Label	Cases	Percentage
419		5	0.3%
420		10	0.6%
421		5	0.3%
422		5	0.3%
423		5	0.3%
426		5	0.3%

Warning: these figures indicate the number of cases found in the data file. They cannot be interpreted as summary statistics of the population of interest.

SubCounty: Sub-county/division/town council

Information	[Type= discrete] [Format=numeric] [Range= 101204-426104] [Missing=*]
Statistics [NW/ W]	[Valid=1547 /-] [Invalid=0 /-]

Value	Label	Cases	Percentage
101204		5	0.3%
102101		10	0.6%
102102		20	1.3%
102103		50	3.2%
102104		30	1.9%
102105		38	2.5%
103105		5	0.3%
104102		5	0.3%
104104		5	0.3%
104105		5	0.3%
104208		5	0.3%
105105		5	0.3%
106101		10	0.6%
106106		5	0.3%
107105		10	0.6%
107202		5	0.3%
107302		5	0.3%
107305		5	0.3%
108106		5	0.3%
108301		10	0.6%
108305		5	0.3%
110105		5	0.3%
110203		5	0.3%
110204		5	0.3%
110206		5	0.3%
110207		5	0.3%
110305		5	0.3%
110306		5	0.3%
111102		5	0.3%
111202		10	0.6%
112102		5	0.3%
112104		5	0.3%

File : CSEC5B

SubCounty: Sub-county/division/town council

Value	Label	Cases	Percentage
112203		5	<div></div> 0.3%
112204		5	<div></div> 0.3%
113105		10	<div></div> 0.6%
113111		5	<div></div> 0.3%
113112		5	<div></div> 0.3%
113113		10	<div></div> 0.6%
113303		15	<div></div> 1.0%
113304		5	<div></div> 0.3%
113306		5	<div></div> 0.3%
113307		5	<div></div> 0.3%
115103		5	<div></div> 0.3%
115104		5	<div></div> 0.3%
115202		5	<div></div> 0.3%
115203		5	<div></div> 0.3%
115205		5	<div></div> 0.3%
115207		5	<div></div> 0.3%
116102		5	<div></div> 0.3%
117103		5	<div></div> 0.3%
117104		5	<div></div> 0.3%
117110		10	<div></div> 0.6%
118101		5	<div></div> 0.3%
119103		5	<div></div> 0.3%
120105		5	<div></div> 0.3%
122102		5	<div></div> 0.3%
122105		5	<div></div> 0.3%
122106		5	<div></div> 0.3%
123108		5	<div></div> 0.3%
124101		5	<div></div> 0.3%
124103		5	<div></div> 0.3%
124104		5	<div></div> 0.3%
124107		5	<div></div> 0.3%
124108		5	<div></div> 0.3%
201106		15	<div></div> 1.0%
201110		5	<div></div> 0.3%
203202		5	<div></div> 0.3%
203301		10	<div></div> 0.6%
203303		5	<div></div> 0.3%
204101		5	<div></div> 0.3%
204102		5	<div></div> 0.3%
204203		5	<div></div> 0.3%
204301		10	<div></div> 0.6%
204302		5	<div></div> 0.3%
205104		5	<div></div> 0.3%

File : CSEC5B

SubCounty: Sub-county/division/town council

Value	Label	Cases	Percentage
207103		5	0.3%
208102		10	0.6%
208104		5	0.3%
208107		5	0.3%
209201		10	0.6%
210205		16	1.0%
211101		5	0.3%
211103		5	0.3%
211106		5	0.3%
212104		5	0.3%
212105		5	0.3%
212202		5	0.3%
212305		5	0.3%
212311		5	0.3%
214101		10	0.6%
214102		5	0.3%
214108		5	0.3%
214113		23	1.5%
215109		5	0.3%
215115		5	0.3%
215120		5	0.3%
216202		10	0.6%
218103		5	0.3%
218115		5	0.3%
219103		15	1.0%
221109		10	0.6%
222106		5	0.3%
223108		5	0.3%
223120		5	0.3%
223121		15	1.0%
223126		5	0.3%
223128		5	0.3%
224105		5	0.3%
225103		5	0.3%
225111		5	0.3%
226101		5	0.3%
226103		10	0.6%
226104		5	0.3%
228102		5	0.3%
230107		5	0.3%
232101		5	0.3%
232203		5	0.3%
302101		5	0.3%












































File : CSEC5B

SubCounty: Sub-county/division/town council

Value	Label	Cases	Percentage
302201		10	0.6%
302203		5	0.3%
302204		5	0.3%
302205		5	0.3%
303201		5	0.3%
303202		5	0.3%
303204		5	0.3%
303402		5	0.3%
303404		10	0.6%
303405		5	0.3%
303503		5	0.3%
303504		5	0.3%
304102		5	0.3%
304204		10	0.6%
304301		5	0.3%
305102		5	0.3%
306102		5	0.3%
306103		10	0.6%
306106		5	0.3%
307108		10	0.6%
307202		5	0.3%
308102		5	0.3%
309102		5	0.3%
309103		5	0.3%
309204		5	0.3%
310102		5	0.3%
310206		10	0.6%
310207		5	0.3%
311103		10	0.6%
311302		5	0.3%
312105		5	0.3%
313102		5	0.3%
313104		5	0.3%
314103		5	0.3%
317101		5	0.3%
317102		5	0.3%
317106		5	0.3%
318103		10	0.6%
318107		5	0.3%
318114		5	0.3%
319103		5	0.3%
319105		5	0.3%
319107		5	0.3%

File : CSEC5B

SubCounty: Sub-county/division/town council

Value	Label	Cases	Percentage
320103		5	 0.3%
320108		5	 0.3%
321103		5	 0.3%
321105		5	 0.3%
321106		5	 0.3%
321107		5	 0.3%
322108		5	 0.3%
322111		5	 0.3%
323104		5	 0.3%
323106		5	 0.3%
323107		5	 0.3%
323108		5	 0.3%
325101		5	 0.3%
325103		15	 1.0%
327103		5	 0.3%
329106		5	 0.3%
330107		10	 0.6%
330110		5	 0.3%
402207		5	 0.3%
402208		5	 0.3%
403101		5	 0.3%
403105		5	 0.3%
403201		5	 0.3%
403205		5	 0.3%
403301		5	 0.3%
404102		5	 0.3%
404207		5	 0.3%
404403		5	 0.3%
405104		5	 0.3%
405208		5	 0.3%
405211		5	 0.3%
405301		5	 0.3%
405302		5	 0.3%
406108		5	 0.3%
406201		5	 0.3%
406210		5	 0.3%
406212		5	 0.3%
406303		5	 0.3%
407202		5	 0.3%
407205		5	 0.3%
407303		5	 0.3%
407306		5	 0.3%
408102		5	 0.3%

File : CSEC5B

SubCounty: Sub-county/division/town council

Value	Label	Cases	Percentage
408112		5	<div></div> 0.3%
408113		5	<div></div> 0.3%
409101		5	<div></div> 0.3%
409203		5	<div></div> 0.3%
409301		5	<div></div> 0.3%
410102		5	<div></div> 0.3%
410105		5	<div></div> 0.3%
410201		10	<div></div> 0.6%
410303		5	<div></div> 0.3%
411103		5	<div></div> 0.3%
411203		5	<div></div> 0.3%
411302		5	<div></div> 0.3%
411304		5	<div></div> 0.3%
411402		5	<div></div> 0.3%
411403		5	<div></div> 0.3%
412103		5	<div></div> 0.3%
412201		5	<div></div> 0.3%
412203		5	<div></div> 0.3%
414116		5	<div></div> 0.3%
415105		5	<div></div> 0.3%
415106		5	<div></div> 0.3%
415110		5	<div></div> 0.3%
415114		5	<div></div> 0.3%
417101		5	<div></div> 0.3%
417102		5	<div></div> 0.3%
417104		5	<div></div> 0.3%
417105		5	<div></div> 0.3%
417110		5	<div></div> 0.3%
417114		5	<div></div> 0.3%
418104		5	<div></div> 0.3%
418201		5	<div></div> 0.3%
418202		5	<div></div> 0.3%
418209		5	<div></div> 0.3%
419204		5	<div></div> 0.3%
420107		5	<div></div> 0.3%
420108		5	<div></div> 0.3%
421108		5	<div></div> 0.3%
422102		5	<div></div> 0.3%
423109		5	<div></div> 0.3%
426104		5	<div></div> 0.3%

Warning: these figures indicate the number of cases found in the data file. They cannot be interpreted as summary statistics of the population of interest.

Parish: Parish/ward

Information [Type= discrete] [Format=numeric] [Range= 10120402-42610402] [Missing=*]

File : CSEC5B

Parish: Parish/ward

Statistics [NW/ W] [Valid=1547 /-] [Invalid=0 /-]

Value	Label	Cases	Percentage
10120402		5	0.3%
10210104		5	0.3%
10210108		5	0.3%
10210202		5	0.3%
10210205		5	0.3%
10210206		5	0.3%
10210208		5	0.3%
10210301		5	0.3%
10210302		5	0.3%
10210304		5	0.3%
10210305		10	0.6%
10210306		5	0.3%
10210308		5	0.3%
10210309		10	0.6%
10210312		5	0.3%
10210401		5	0.3%
10210402		5	0.3%
10210410		5	0.3%
10210411		5	0.3%
10210417		5	0.3%
10210419		5	0.3%
10210501		5	0.3%
10210503		5	0.3%
10210504		8	0.5%
10210510		5	0.3%
10210513		5	0.3%
10210515		5	0.3%
10210518		5	0.3%
10310505		5	0.3%
10410204		5	0.3%
10410403		5	0.3%
10410504		5	0.3%
10420804		5	0.3%
10510502		5	0.3%
10610101		5	0.3%
10610109		5	0.3%
10610606		5	0.3%
10710503		5	0.3%
10710505		5	0.3%
10720206		5	0.3%
10730203		5	0.3%
10730507		5	0.3%

File : CSEC5B

Parish: Parish/ward

Value	Label	Cases	Percentage
10810603		5	0.3%
10830101		5	0.3%
10830105		5	0.3%
10830502		5	0.3%
11010501		5	0.3%
11020306		5	0.3%
11020401		5	0.3%
11020603		5	0.3%
11020704		5	0.3%
11030501		5	0.3%
11030601		5	0.3%
11110201		5	0.3%
11120204		5	0.3%
11120206		5	0.3%
11210203		5	0.3%
11210402		5	0.3%
11220301		5	0.3%
11220403		5	0.3%
11310504		5	0.3%
11310505		5	0.3%
11311102		5	0.3%
11311203		5	0.3%
11311302		5	0.3%
11311306		5	0.3%
11330301		10	0.6%
11330305		5	0.3%
11330403		5	0.3%
11330606		5	0.3%
11330701		5	0.3%
11510302		5	0.3%
11510403		5	0.3%
11520209		5	0.3%
11520307		5	0.3%
11520504		5	0.3%
11520703		5	0.3%
11610205		5	0.3%
11710308		5	0.3%
11710405		5	0.3%
11711003		10	0.6%
11810104		5	0.3%
11910303		5	0.3%
12010502		5	0.3%
12210206		5	0.3%

File : CSEC5B

Parish: Parish/ward

Value	Label	Cases	Percentage
12210502		5	0.3%
12210602		5	0.3%
12310803		5	0.3%
12410106		5	0.3%
12410302		5	0.3%
12410401		5	0.3%
12410701		5	0.3%
12410802		5	0.3%
20110602		15	1.0%
20111009		5	0.3%
20320203		5	0.3%
20330101		10	0.6%
20330304		5	0.3%
20410103		5	0.3%
20410204		5	0.3%
20420301		5	0.3%
20430101		5	0.3%
20430102		5	0.3%
20430205		5	0.3%
20510401		5	0.3%
20710301		5	0.3%
20810214		10	0.6%
20810404		5	0.3%
20810713		5	0.3%
20920101		5	0.3%
20920104		5	0.3%
21020504		16	1.0%
21110105		5	0.3%
21110303		5	0.3%
21110603		5	0.3%
21210403		5	0.3%
21210504		5	0.3%
21220201		5	0.3%
21230502		5	0.3%
21231101		5	0.3%
21410104		5	0.3%
21410106		5	0.3%
21410202		5	0.3%
21410801		5	0.3%
21411301		5	0.3%
21411303		18	1.2%
21510902		5	0.3%
21511502		5	0.3%

File : CSEC5B

Parish: Parish/ward

Value	Label	Cases	Percentage
21512002		5	0.3%
21620203		10	0.6%
21810302		5	0.3%
21811504		5	0.3%
21910313		5	0.3%
21910317		10	0.6%
22110902		5	0.3%
22110905		5	0.3%
22210602		5	0.3%
22310805		5	0.3%
22312002		5	0.3%
22312101		10	0.6%
22312103		5	0.3%
22312601		5	0.3%
22312801		5	0.3%
22410505		5	0.3%
22510304		5	0.3%
22511103		5	0.3%
22610101		5	0.3%
22610302		5	0.3%
22610303		5	0.3%
22610405		5	0.3%
22810203		5	0.3%
23010709		5	0.3%
23210104		5	0.3%
23220304		5	0.3%
30210102		5	0.3%
30220105		5	0.3%
30220107		5	0.3%
30220302		5	0.3%
30220405		5	0.3%
30220505		5	0.3%
30320102		5	0.3%
30320207		5	0.3%
30320405		5	0.3%
30340204		5	0.3%
30340401		5	0.3%
30340403		5	0.3%
30340507		5	0.3%
30350304		5	0.3%
30350402		5	0.3%
30410201		5	0.3%
30420401		5	0.3%

File : CSEC5B

Parish: Parish/ward

Value	Label	Cases	Percentage
30420402		5	0.3%
30430104		5	0.3%
30510208		5	0.3%
30610203		5	0.3%
30610301		10	0.6%
30610601		5	0.3%
30710802		5	0.3%
30710803		5	0.3%
30720203		5	0.3%
30810206		5	0.3%
30910205		5	0.3%
30910305		5	0.3%
30920406		5	0.3%
31010202		5	0.3%
31020603		5	0.3%
31020604		5	0.3%
31020706		5	0.3%
31110302		10	0.6%
31130201		5	0.3%
31210502		5	0.3%
31310205		5	0.3%
31310403		5	0.3%
31410304		5	0.3%
31710101		5	0.3%
31710202		5	0.3%
31710605		5	0.3%
31810302		10	0.6%
31810705		5	0.3%
31811402		5	0.3%
31910303		5	0.3%
31910508		5	0.3%
31910702		5	0.3%
32010303		5	0.3%
32010808		5	0.3%
32110304		5	0.3%
32110505		5	0.3%
32110601		5	0.3%
32110706		5	0.3%
32210802		5	0.3%
32211104		5	0.3%
32310403		5	0.3%
32310604		5	0.3%
32310701		5	0.3%

File : CSEC5B

Parish: Parish/ward

Value	Label	Cases	Percentage
32310802		5	0.3%
32510102		5	0.3%
32510305		5	0.3%
32510306		10	0.6%
32710303		5	0.3%
32910602		5	0.3%
33010701		5	0.3%
33010703		5	0.3%
33011001		5	0.3%
40220705		5	0.3%
40220805		5	0.3%
40310102		5	0.3%
40310505		5	0.3%
40320102		5	0.3%
40320504		5	0.3%
40330104		5	0.3%
40410203		5	0.3%
40420704		5	0.3%
40440303		5	0.3%
40510402		5	0.3%
40520803		5	0.3%
40521103		5	0.3%
40530104		5	0.3%
40530203		5	0.3%
40610804		5	0.3%
40620102		5	0.3%
40621003		5	0.3%
40621201		5	0.3%
40630307		5	0.3%
40720204		5	0.3%
40720501		5	0.3%
40730303		5	0.3%
40730604		5	0.3%
40810201		5	0.3%
40811202		5	0.3%
40811304		5	0.3%
40910104		5	0.3%
40920305		5	0.3%
40930103		5	0.3%
41010204		5	0.3%
41010502		5	0.3%
41020101		10	0.6%
41030306		5	0.3%

File : CSEC5B

Parish: Parish/ward

Value	Label	Cases	Percentage
41110301		5	0.3%
41120302		5	0.3%
41130202		5	0.3%
41130402		5	0.3%
41140202		5	0.3%
41140303		5	0.3%
41210304		5	0.3%
41220107		5	0.3%
41220304		5	0.3%
41411601		5	0.3%
41510502		5	0.3%
41510608		5	0.3%
41511004		5	0.3%
41511407		5	0.3%
41710101		5	0.3%
41710201		5	0.3%
41710401		5	0.3%
41710501		5	0.3%
41711004		5	0.3%
41711404		5	0.3%
41810403		5	0.3%
41820102		5	0.3%
41820201		5	0.3%
41820907		5	0.3%
41920402		5	0.3%
42010704		5	0.3%
42010803		5	0.3%
42110801		5	0.3%
42210204		5	0.3%
42310905		5	0.3%
42610402		5	0.3%

Warning: these figures indicate the number of cases found in the data file. They cannot be interpreted as summary statistics of the population of interest.

Villagecode: Village code

Information	[Type= discrete] [Format=numeric] [Range= 1012040204-4261040201] [Missing=*]		
Statistics [NW/ W]	[Valid=1547 /-] [Invalid=0 /-]		
Value	Label	Cases	Percentage
1012040204		5	0.3%
1021010402		5	0.3%
1021010802		5	0.3%
1021020205		5	0.3%
1021020504		5	0.3%
1021020601		5	0.3%
1021020805		5	0.3%

File : CSEC5B

Villagecode: Village code

Value	Label	Cases	Percentage
1021030109		5	0.3%
1021030203		5	0.3%
1021030412		5	0.3%
1021030504		5	0.3%
1021030509		5	0.3%
1021030606		5	0.3%
1021030803		5	0.3%
1021030904		10	0.6%
1021031208		5	0.3%
1021040102		5	0.3%
1021040203		5	0.3%
1021041002		5	0.3%
1021041118		5	0.3%
1021041701		5	0.3%
1021041903		5	0.3%
1021050106		5	0.3%
1021050307		5	0.3%
1021050405		8	0.5%
1021051004		5	0.3%
1021051305		5	0.3%
1021051506		5	0.3%
1021051832		5	0.3%
1031050505		5	0.3%
1041020405		5	0.3%
1041040304		5	0.3%
1041050403		5	0.3%
1042080404		5	0.3%
1051050201		5	0.3%
1061010108		5	0.3%
1061010902		5	0.3%
1061060602		5	0.3%
1071050302		5	0.3%
1071050503		5	0.3%
1072020601		5	0.3%
1073020305		5	0.3%
1073050702		5	0.3%
1081060309		5	0.3%
1083010101		5	0.3%
1083010505		5	0.3%
1083050204		5	0.3%
1101050107		5	0.3%
1102030601		5	0.3%
1102040107		5	0.3%

File : CSEC5B

Villagecode: Village code

Value	Label	Cases	Percentage
1102060309		5	0.3%
1102070403		5	0.3%
1103050102		5	0.3%
1103060102		5	0.3%
1111020105		5	0.3%
1112020403		5	0.3%
1112020618		5	0.3%
1121020302		5	0.3%
1121040209		5	0.3%
1122030104		5	0.3%
1122040303		5	0.3%
1131050402		5	0.3%
1131050505		5	0.3%
1131110205		5	0.3%
1131120307		5	0.3%
1131130204		5	0.3%
1131130602		5	0.3%
1133030101		5	0.3%
1133030109		5	0.3%
1133030504		5	0.3%
1133040308		5	0.3%
1133060601		5	0.3%
1133070102		5	0.3%
1151030204		5	0.3%
1151040307		5	0.3%
1152020907		5	0.3%
1152030702		5	0.3%
1152050405		5	0.3%
1152070306		5	0.3%
1161020501		5	0.3%
1171030802		5	0.3%
1171040504		5	0.3%
1171100309		5	0.3%
1171100312		5	0.3%
1181010407		5	0.3%
1191030304		5	0.3%
1201050202		5	0.3%
1221020604		5	0.3%
1221050203		5	0.3%
1221060206		5	0.3%
1231080303		5	0.3%
1241010603		5	0.3%
1241030216		5	0.3%

File : CSEC5B

Villagecode: Village code

Value	Label	Cases	Percentage
1241040102		5	0.3%
1241070106		5	0.3%
1241080210		5	0.3%
2011060205		15	1.0%
2011100902		5	0.3%
2032020304		5	0.3%
2033010101		10	0.6%
2033030403		5	0.3%
2041010302		5	0.3%
2041020405		5	0.3%
2042030105		5	0.3%
2043010103		5	0.3%
2043010202		5	0.3%
2043020514		5	0.3%
2051040101		5	0.3%
2071030105		5	0.3%
2081021402		10	0.6%
2081040401		5	0.3%
2081071301		5	0.3%
2092010105		5	0.3%
2092010401		5	0.3%
2102050401		16	1.0%
2111010504		5	0.3%
2111030302		5	0.3%
2111060303		5	0.3%
2121040306		5	0.3%
2121050407		5	0.3%
2122020101		5	0.3%
2123050204		5	0.3%
2123110101		5	0.3%
2141010403		5	0.3%
2141010604		5	0.3%
2141020206		5	0.3%
2141080105		5	0.3%
2141130103		5	0.3%
2141130307		18	1.2%
2151090208		5	0.3%
2151150202		5	0.3%
2151200204		5	0.3%
2162020306		10	0.6%
2181030213		5	0.3%
2181150401		5	0.3%
2191031301		5	0.3%

File : CSEC5B

Villagecode: Village code

Value	Label	Cases	Percentage
2191031702		10	<div></div> 0.6%
2211090203		5	<div></div> 0.3%
2211090505		5	<div></div> 0.3%
2221060201		5	<div></div> 0.3%
2231080506		5	<div></div> 0.3%
2231200204		5	<div></div> 0.3%
2231210104		5	<div></div> 0.3%
2231210105		5	<div></div> 0.3%
2231210302		5	<div></div> 0.3%
2231260115		5	<div></div> 0.3%
2231280102		5	<div></div> 0.3%
2241050511		5	<div></div> 0.3%
2251030415		5	<div></div> 0.3%
2251110322		5	<div></div> 0.3%
2261010102		5	<div></div> 0.3%
2261030205		5	<div></div> 0.3%
2261030301		5	<div></div> 0.3%
2261040510		5	<div></div> 0.3%
2281020304		5	<div></div> 0.3%
2301070905		5	<div></div> 0.3%
2321010406		5	<div></div> 0.3%
2322030405		5	<div></div> 0.3%
3021010215		5	<div></div> 0.3%
3022010508		5	<div></div> 0.3%
3022010708		5	<div></div> 0.3%
3022030205		5	<div></div> 0.3%
3022040505		5	<div></div> 0.3%
3022050502		5	<div></div> 0.3%
3032010205		5	<div></div> 0.3%
3032020706		5	<div></div> 0.3%
3032040506		5	<div></div> 0.3%
3034020408		5	<div></div> 0.3%
3034040102		5	<div></div> 0.3%
3034040304		5	<div></div> 0.3%
3034050711		5	<div></div> 0.3%
3035030411		5	<div></div> 0.3%
3035040205		5	<div></div> 0.3%
3041020101		5	<div></div> 0.3%
3042040105		5	<div></div> 0.3%
3042040201		5	<div></div> 0.3%
3043010404		5	<div></div> 0.3%
3051020803		5	<div></div> 0.3%
3061020306		5	<div></div> 0.3%

File : CSEC5B

Villagecode: Village code

Value	Label	Cases	Percentage
3061030101		10	<div></div> 0.6%
3061060103		5	<div></div> 0.3%
3071080206		5	<div></div> 0.3%
3071080301		5	<div></div> 0.3%
3072020302		5	<div></div> 0.3%
3081020606		5	<div></div> 0.3%
3091020502		5	<div></div> 0.3%
3091030501		5	<div></div> 0.3%
3092040606		5	<div></div> 0.3%
3101020203		5	<div></div> 0.3%
3102060309		5	<div></div> 0.3%
3102060408		5	<div></div> 0.3%
3102070603		5	<div></div> 0.3%
3111030202		10	<div></div> 0.6%
3113020101		5	<div></div> 0.3%
3121050202		5	<div></div> 0.3%
3131020505		5	<div></div> 0.3%
3131040312		5	<div></div> 0.3%
3141030403		5	<div></div> 0.3%
3171010102		5	<div></div> 0.3%
3171020201		5	<div></div> 0.3%
3171060512		5	<div></div> 0.3%
3181030204		10	<div></div> 0.6%
3181070501		5	<div></div> 0.3%
3181140207		5	<div></div> 0.3%
3191030304		5	<div></div> 0.3%
3191050803		5	<div></div> 0.3%
3191070202		5	<div></div> 0.3%
3201030323		5	<div></div> 0.3%
3201080801		5	<div></div> 0.3%
3211030405		5	<div></div> 0.3%
3211050502		5	<div></div> 0.3%
3211060105		5	<div></div> 0.3%
3211070617		5	<div></div> 0.3%
3221080206		5	<div></div> 0.3%
3221110412		5	<div></div> 0.3%
3231040301		5	<div></div> 0.3%
3231060409		5	<div></div> 0.3%
3231070104		5	<div></div> 0.3%
3231080204		5	<div></div> 0.3%
3251010205		5	<div></div> 0.3%
3251030508		5	<div></div> 0.3%
3251030601		5	<div></div> 0.3%

File : CSEC5B

Villagecode: Village code

Value	Label	Cases	Percentage
3251030602		5	0.3%
3271030305		5	0.3%
3291060206		5	0.3%
3301070101		5	0.3%
3301070303		5	0.3%
3301100102		5	0.3%
4022070507		5	0.3%
4022080505		5	0.3%
4031010202		5	0.3%
4031050502		5	0.3%
4032010205		5	0.3%
4032050403		5	0.3%
4033010412		5	0.3%
4041020302		5	0.3%
4042070409		5	0.3%
4044030303		5	0.3%
4051040205		5	0.3%
4052080304		5	0.3%
4052110310		5	0.3%
4053010409		5	0.3%
4053020304		5	0.3%
4061080401		5	0.3%
4062010203		5	0.3%
4062100306		5	0.3%
4062120102		5	0.3%
4063030706		5	0.3%
4072020402		5	0.3%
4072050104		5	0.3%
4073030305		5	0.3%
4073060419		5	0.3%
4081020104		5	0.3%
4081120206		5	0.3%
4081130406		5	0.3%
4091010401		5	0.3%
4092030509		5	0.3%
4093010304		5	0.3%
4101020405		5	0.3%
4101050204		5	0.3%
4102010106		5	0.3%
4102010107		5	0.3%
4103030601		5	0.3%
4111030105		5	0.3%
4112030202		5	0.3%

File : CSEC5B

Villagecode: Village code

Value	Label	Cases	Percentage	
4113020204		5	<div></div>	0.3%
4113040203		5	<div></div>	0.3%
4114020204		5	<div></div>	0.3%
4114030308		5	<div></div>	0.3%
4121030414		5	<div></div>	0.3%
4122010704		5	<div></div>	0.3%
4122030405		5	<div></div>	0.3%
4141160106		5	<div></div>	0.3%
4151050204		5	<div></div>	0.3%
4151060812		5	<div></div>	0.3%
4151100404		5	<div></div>	0.3%
4151140703		5	<div></div>	0.3%
4171010109		5	<div></div>	0.3%
4171020103		5	<div></div>	0.3%
4171040107		5	<div></div>	0.3%
4171050107		5	<div></div>	0.3%
4171100404		5	<div></div>	0.3%
4171140402		5	<div></div>	0.3%
4181040301		5	<div></div>	0.3%
4182010203		5	<div></div>	0.3%
4182020104		5	<div></div>	0.3%
4182090702		5	<div></div>	0.3%
4192040205		5	<div></div>	0.3%
4201070403		5	<div></div>	0.3%
4201080309		5	<div></div>	0.3%
4211080107		5	<div></div>	0.3%
4221020401		5	<div></div>	0.3%
4231090509		5	<div></div>	0.3%
4261040201		5	<div></div>	0.3%

Warning: these figures indicate the number of cases found in the data file. They cannot be interpreted as summary statistics of the population of interest.

Infrastructure_ID: CFWTInfrastructure

Information		[Type= discrete] [Format=numeric] [Range= 1-5] [Missing=*]		
Statistics [NW/ W]		[Valid=1547 +/-] [Invalid=0 +/-]		
Value	Label	Cases	Percentage	
1	Trunk roads (Tarmac)	307		19.8%
2	Trunk roads (Murrum)	308		19.9%
3	Feeder roads	310		20.0%
4	Community roads	311		20.1%
5	Bridges/culvert crossings	311		20.1%

Warning: these figures indicate the number of cases found in the data file. They cannot be interpreted as summary statistics of the population of interest.

C5BQ10: Who is the responsible for maintaining [ROAD]/bridge?

Information	[Type= discrete] [Format=numeric] [Range= 1-96] [Missing=*]
-------------	---

File : CSEC5B

C5BQ10: Who is the responsible for maintaining [ROAD]/bridge?

Statistics [NW/ W] [Valid=942 /-] [Invalid=605 /-]

Value	Label	Cases	Percentage
1	Sub-county	311	33.0%
2	District	206	21.9%
3	Ministry of Works	238	25.3%
96	Other (specify)	187	19.9%
Sysmiss		605	

Warning: these figures indicate the number of cases found in the data file. They cannot be interpreted as summary statistics of the population of interest.

C5BQ11: Number of km of [ROAD] maintained

Information [Type= continuous] [Format=numeric] [Range= 0-408] [Missing=*]

Statistics [NW/ W] [Valid=683 /-] [Invalid=864 /-]

C5BQ12: Do you contract maintenance of [ROAD] to the private sector?

Information [Type= discrete] [Format=numeric] [Range= 1-2] [Missing=*]

Statistics [NW/ W] [Valid=687 /-] [Invalid=860 /-]

Value	Label	Cases	Percentage
1	Yes	273	39.7%
2	No	414	60.3%
Sysmiss		860	

Warning: these figures indicate the number of cases found in the data file. They cannot be interpreted as summary statistics of the population of interest.

C5BQ13: How do you rate the quality of work for [ROAD]?

Information [Type= discrete] [Format=numeric] [Range= 1-3] [Missing=*]

Statistics [NW/ W] [Valid=688 /-] [Invalid=859 /-]

Value	Label	Cases	Percentage
1	Good	217	31.5%
2	Average	384	55.8%
3	Poor	87	12.6%
Sysmiss		859	

Warning: these figures indicate the number of cases found in the data file. They cannot be interpreted as summary statistics of the population of interest.

C5BQ14: What is the frequency of repairs for [ROAD]?

Information [Type= discrete] [Format=numeric] [Range= 1-96] [Missing=*]

Statistics [NW/ W] [Valid=688 /-] [Invalid=859 /-]

Value	Label	Cases	Percentage
1	Routine-manual	183	26.6%
2	Routine-mechanized	101	14.7%
3	Regular-manual	110	16.0%
4	Regular-mechanized	126	18.3%
96	Other (specify)	168	24.4%
Sysmiss		859	

Warning: these figures indicate the number of cases found in the data file. They cannot be interpreted as summary statistics of the population of interest.

C5BQ15: Have there been any new [ROAD] constructed in sub-county in the last 2 years?

Information [Type= discrete] [Format=numeric] [Range= 1-2] [Missing=*]

File : CSEC5B

C5BQ15: Have there been any new [ROAD] constructed in sub-county in the last 2 years?

Statistics [NW/ W] [Valid=688 /-] [Invalid=859 /-]

Value	Label	Cases	Percentage
1	Yes	286	<div><div></div></div> 41.6%
2	No	402	<div><div></div></div> 58.4%
Sysmiss		859	

Warning: these figures indicate the number of cases found in the data file. They cannot be interpreted as summary statistics of the population of interest.

C5BQ16: What is the length in KM of the road constructed?

Information [Type= continuous] [Format=numeric] [Range= 0.100000001490116-120] [Missing=*]

Statistics [NW/ W] [Valid=286 /-] [Invalid=1261 /-]

C5BQ17: What are the reasons?

Information [Type= discrete] [Format=numeric] [Range= 1-96] [Missing=*]

Statistics [NW/ W] [Valid=401 /-] [Invalid=1146 /-]

Value	Label	Cases	Percentage
1	No need	58	<div><div></div></div> 14.5%
2	Lack of funds	316	<div><div></div></div> 78.8%
3	Lack of equipment	5	<div><div></div></div> 1.2%
4	Insecurity	0	
96	Other (specify)	22	<div><div></div></div> 5.5%
Sysmiss		1146	

Warning: these figures indicate the number of cases found in the data file. They cannot be interpreted as summary statistics of the population of interest.

Survey_Visit: Select visit 1 or 2 for the entire survey

Information [Type= discrete] [Format=numeric] [Range= 1-2] [Missing=*]

Statistics [NW/ W] [Valid=1547 /-] [Invalid=0 /-]

Value	Label	Cases	Percentage
1	Visit 1	198	<div><div></div></div> 12.8%
2	Visit 2	1349	<div><div></div></div> 87.2%

Warning: these figures indicate the number of cases found in the data file. They cannot be interpreted as summary statistics of the population of interest.

Infrastructure_Response: Road Infrastructure Response Status

Information [Type= discrete] [Format=numeric] [Range= 1-3] [Missing=*]

Statistics [NW/ W] [Valid=1270 /-] [Invalid=277 /-]

Value	Label	Cases	Percentage
1	Completed	837	<div><div></div></div> 65.9%
2	Partially Done	160	<div><div></div></div> 12.6%
3	Not Done	273	<div><div></div></div> 21.5%
Sysmiss		277	

Warning: these figures indicate the number of cases found in the data file. They cannot be interpreted as summary statistics of the population of interest.

Reason_Road_Inf_Not_Done: Reason Road Infrastructure not done

Information [Type= discrete] [Format=character] [Missing=*]

Statistics [NW/ W] [Valid=268 /-]

File : CSEC5B

Reason_Road_Inf_Not_Done: Reason Road Infrastructure not done

Value	Label	Cases	Percentage
Away from office		5	1.9%
COMPETENT RESPONDENT NOT AVAILABLE		5	1.9%
COMPLETED VISIT 1		10	3.7%
City Authority not accessed		5	1.9%
Completed during first visit		5	1.9%
DIV ENG DOES NOT HAVE THE NEEDED INFORM .HAS DIRECTED ME KCCA HEAD OFFICE		5	1.9%
DIV ENGINEER NOT IN POSITION TO GIVE DATA		5	1.9%
Done complete visit 1		5	1.9%
ENGINEER WAS AWAY. CALL BACK. VISIT 1. ON VISIT 2 THE ENGINEER IS SAYING HE IS VERY BUSY THAT I WILL HAVE TO WAIT FOR HIM FOR SOME TIME SO THAT HE GIVES ME TIME.		5	1.9%
HOLIDAY		15	5.6%
Had already been done during first visit.		5	1.9%
Hospital Level		5	1.9%
Islands. No roads.		5	1.9%
Its holiday time and none of the staff members stays around		5	1.9%
Knowledgeable staff not in office		5	1.9%

File : CSEC5B

Reason_Road_Inf_Not_Done: Reason Road Infrastructure not done

Value	Label	Cases	Percentage
NOT DONE, ITS A WEEKEND		5	1.9%
NOT IN OFFICE		5	1.9%
Needed Appointment		5	1.9%
ROAD INACCESSIBLE TO THE SCHOOL DUE TO HEAVY RAINS		5	1.9%
SCHOOL CLOSED AS TEACHERS HAVE GONE FOR THE TWO DAYS VERIFICATION EXERCISE		5	1.9%
SCHOOL CLOSED FOR HOLIDAYS AND NO PERSON AVAILABLE TO GET INFORMATION FROM		5	1.9%
Shared with cluster 1171100312		5	1.9%
THE HEADMASTER WANTED A LETTER FROM THE TOWN CLERK NOT FROM THE CAO, THE TOWN CLERK WAS NOT IN OFFICE		5	1.9%
THE SUBCOUNTY CHIEF HAD NO INFORMATION BUT PROMISED TO GIVE IT NEXT TIME WE VISIT.		5	1.9%
TOWN ENGINEER WAS IN KAMPALA		5	1.9%

File : CSEC5B

Reason_Road_Inf_Not_Done: Reason Road Infrastructure not done

Value	Label	Cases	Percentage
FOR HIS EXAMS.			
The engineer has been too busy but promised to avail me with all the necessary information		5	<div></div> 1.9%
The school was closed for holidays and there was no one at school at the time of visit		5	<div></div> 1.9%
The sub county Engineer was in Mbarara for some days. To be done in Second Visit		5	<div></div> 1.9%
WEEKEND		5	<div></div> 1.9%
WEEKEND - STAFF NOT AVAILABLE		5	<div></div> 1.9%
Weekend		5	<div></div> 1.9%
Weekend and strtred holidays early.		5	<div></div> 1.9%
data collected by another team in trip 1		5	<div></div> 1.9%
engineer not in office		5	<div></div> 1.9%
holiday		13	<div></div> 4.9%
holiday but had refused to be interviewed, that they have never seen any change since they started the exercise with us. we were warned never to go back there since they get hlp from church and not the government.		5	<div></div> 1.9%
holidays and no respondent wasn't available.		5	<div></div> 1.9%
its time for holiday so no one was found in the school		5	<div></div> 1.9%
no officials in the sub-county		5	<div></div> 1.9%

File : CSEC5B

Reason_Road_Inf_Not_Done: Reason Road Infrastructure not done

Value	Label	Cases	Percentage
during the two visits made.			
no school at the island		5	<div></div> 1.9%
no staff at subcounty		5	<div></div> 1.9%
nobody in office		5	<div></div> 1.9%
person responsible was absent at time of visit		5	<div></div> 1.9%
school closed for holidays and the responsible people do not stay in the quarters		5	<div></div> 1.9%
subcounty inaccessible - rains made road bad		5	<div></div> 1.9%
weekend		10	<div></div> 3.7%
weekend - no staff		5	<div></div> 1.9%
weekend came before the interview and i had to travel to the next district. it will be done in visit two		5	<div></div> 1.9%

Warning: these figures indicate the number of cases found in the data file. They cannot be interpreted as summary statistics of the population of interest.

File : CSEC5C

District_Name: District name

Information [Type= discrete] [Format=numeric] [Range= 101-426] [Missing=*]

Statistics [NW/ W] [Valid=1540 /-] [Invalid=0 /-]

Value	Label	Cases	Percentage
101		5	0.3%
102		145	9.4%
103		5	0.3%
104		20	1.3%
105		5	0.3%
106		15	1.0%
107		25	1.6%
108		20	1.3%
110		35	2.3%
111		15	1.0%
112		20	1.3%
113		60	3.9%
115		30	1.9%
116		5	0.3%
117		20	1.3%
118		5	0.3%
119		5	0.3%
120		5	0.3%
122		15	1.0%
123		5	0.3%
124		25	1.6%
201		20	1.3%
203		20	1.3%
204		30	1.9%
205		5	0.3%
207		5	0.3%
208		20	1.3%
209		10	0.6%
210		14	0.9%
211		15	1.0%
212		25	1.6%
214		41	2.7%
215		15	1.0%
216		10	0.6%
218		10	0.6%
219		15	1.0%
221		10	0.6%
222		5	0.3%
223		35	2.3%
224		5	0.3%
225		10	0.6%

File : CSEC5C

District_Name: District name

Value	Label	Cases	Percentage
226		20	<div></div> 1.3%
228		5	<div></div> 0.3%
230		5	<div></div> 0.3%
232		10	<div></div> 0.6%
302		30	<div></div> 1.9%
303		45	<div></div> 2.9%
304		20	<div></div> 1.3%
305		5	<div></div> 0.3%
306		20	<div></div> 1.3%
307		15	<div></div> 1.0%
308		5	<div></div> 0.3%
309		15	<div></div> 1.0%
310		20	<div></div> 1.3%
311		15	<div></div> 1.0%
312		5	<div></div> 0.3%
313		10	<div></div> 0.6%
314		5	<div></div> 0.3%
317		15	<div></div> 1.0%
318		20	<div></div> 1.3%
319		15	<div></div> 1.0%
320		10	<div></div> 0.6%
321		20	<div></div> 1.3%
322		10	<div></div> 0.6%
323		20	<div></div> 1.3%
325		20	<div></div> 1.3%
327		5	<div></div> 0.3%
329		5	<div></div> 0.3%
330		15	<div></div> 1.0%
402		10	<div></div> 0.6%
403		25	<div></div> 1.6%
404		15	<div></div> 1.0%
405		25	<div></div> 1.6%
406		25	<div></div> 1.6%
407		20	<div></div> 1.3%
408		15	<div></div> 1.0%
409		15	<div></div> 1.0%
410		25	<div></div> 1.6%
411		30	<div></div> 1.9%
412		15	<div></div> 1.0%
414		5	<div></div> 0.3%
415		20	<div></div> 1.3%
417		30	<div></div> 1.9%
418		20	<div></div> 1.3%

File : CSEC5C

District_Name: District name

Value	Label	Cases	Percentage
419		5	0.3%
420		10	0.6%
421		5	0.3%
422		5	0.3%
423		5	0.3%
426		5	0.3%

Warning: these figures indicate the number of cases found in the data file. They cannot be interpreted as summary statistics of the population of interest.

SubCounty: Sub-county/division/town council

Information	[Type= discrete] [Format=numeric] [Range= 101204-426104] [Missing=*]
Statistics [NW/ W]	[Valid=1540 /-] [Invalid=0 /-]

Value	Label	Cases	Percentage
101204		5	0.3%
102101		10	0.6%
102102		20	1.3%
102103		50	3.2%
102104		30	1.9%
102105		35	2.3%
103105		5	0.3%
104102		5	0.3%
104104		5	0.3%
104105		5	0.3%
104208		5	0.3%
105105		5	0.3%
106101		10	0.6%
106106		5	0.3%
107105		10	0.6%
107202		5	0.3%
107302		5	0.3%
107305		5	0.3%
108106		5	0.3%
108301		10	0.6%
108305		5	0.3%
110105		5	0.3%
110203		5	0.3%
110204		5	0.3%
110206		5	0.3%
110207		5	0.3%
110305		5	0.3%
110306		5	0.3%
111102		5	0.3%
111202		10	0.6%
112102		5	0.3%
112104		5	0.3%

File : CSEC5C

SubCounty: Sub-county/division/town council

Value	Label	Cases	Percentage
112203		5	<div></div> 0.3%
112204		5	<div></div> 0.3%
113105		10	<div></div> 0.6%
113111		5	<div></div> 0.3%
113112		5	<div></div> 0.3%
113113		10	<div></div> 0.6%
113303		15	<div></div> 1.0%
113304		5	<div></div> 0.3%
113306		5	<div></div> 0.3%
113307		5	<div></div> 0.3%
115103		5	<div></div> 0.3%
115104		5	<div></div> 0.3%
115202		5	<div></div> 0.3%
115203		5	<div></div> 0.3%
115205		5	<div></div> 0.3%
115207		5	<div></div> 0.3%
116102		5	<div></div> 0.3%
117103		5	<div></div> 0.3%
117104		5	<div></div> 0.3%
117110		10	<div></div> 0.6%
118101		5	<div></div> 0.3%
119103		5	<div></div> 0.3%
120105		5	<div></div> 0.3%
122102		5	<div></div> 0.3%
122105		5	<div></div> 0.3%
122106		5	<div></div> 0.3%
123108		5	<div></div> 0.3%
124101		5	<div></div> 0.3%
124103		5	<div></div> 0.3%
124104		5	<div></div> 0.3%
124107		5	<div></div> 0.3%
124108		5	<div></div> 0.3%
201106		15	<div></div> 1.0%
201110		5	<div></div> 0.3%
203202		5	<div></div> 0.3%
203301		10	<div></div> 0.6%
203303		5	<div></div> 0.3%
204101		5	<div></div> 0.3%
204102		5	<div></div> 0.3%
204203		5	<div></div> 0.3%
204301		10	<div></div> 0.6%
204302		5	<div></div> 0.3%
205104		5	<div></div> 0.3%

File : CSEC5C

SubCounty: Sub-county/division/town council

Value	Label	Cases	Percentage
207103		5	0.3%
208102		10	0.6%
208104		5	0.3%
208107		5	0.3%
209201		10	0.6%
210205		14	0.9%
211101		5	0.3%
211103		5	0.3%
211106		5	0.3%
212104		5	0.3%
212105		5	0.3%
212202		5	0.3%
212305		5	0.3%
212311		5	0.3%
214101		10	0.6%
214102		5	0.3%
214108		5	0.3%
214113		21	1.4%
215109		5	0.3%
215115		5	0.3%
215120		5	0.3%
216202		10	0.6%
218103		5	0.3%
218115		5	0.3%
219103		15	1.0%
221109		10	0.6%
222106		5	0.3%
223108		5	0.3%
223120		5	0.3%
223121		15	1.0%
223126		5	0.3%
223128		5	0.3%
224105		5	0.3%
225103		5	0.3%
225111		5	0.3%
226101		5	0.3%
226103		10	0.6%
226104		5	0.3%
228102		5	0.3%
230107		5	0.3%
232101		5	0.3%
232203		5	0.3%
302101		5	0.3%

File : CSEC5C

SubCounty: Sub-county/division/town council

Value	Label	Cases	Percentage
302201		10	0.6%
302203		5	0.3%
302204		5	0.3%
302205		5	0.3%
303201		5	0.3%
303202		5	0.3%
303204		5	0.3%
303402		5	0.3%
303404		10	0.6%
303405		5	0.3%
303503		5	0.3%
303504		5	0.3%
304102		5	0.3%
304204		10	0.6%
304301		5	0.3%
305102		5	0.3%
306102		5	0.3%
306103		10	0.6%
306106		5	0.3%
307108		10	0.6%
307202		5	0.3%
308102		5	0.3%
309102		5	0.3%
309103		5	0.3%
309204		5	0.3%
310102		5	0.3%
310206		10	0.6%
310207		5	0.3%
311103		10	0.6%
311302		5	0.3%
312105		5	0.3%
313102		5	0.3%
313104		5	0.3%
314103		5	0.3%
317101		5	0.3%
317102		5	0.3%
317106		5	0.3%
318103		10	0.6%
318107		5	0.3%
318114		5	0.3%
319103		5	0.3%
319105		5	0.3%
319107		5	0.3%

File : CSEC5C

SubCounty: Sub-county/division/town council

Value	Label	Cases	Percentage
320103		5	<div></div> 0.3%
320108		5	<div></div> 0.3%
321103		5	<div></div> 0.3%
321105		5	<div></div> 0.3%
321106		5	<div></div> 0.3%
321107		5	<div></div> 0.3%
322108		5	<div></div> 0.3%
322111		5	<div></div> 0.3%
323104		5	<div></div> 0.3%
323106		5	<div></div> 0.3%
323107		5	<div></div> 0.3%
323108		5	<div></div> 0.3%
325101		5	<div></div> 0.3%
325103		15	<div></div> 1.0%
327103		5	<div></div> 0.3%
329106		5	<div></div> 0.3%
330107		10	<div></div> 0.6%
330110		5	<div></div> 0.3%
402207		5	<div></div> 0.3%
402208		5	<div></div> 0.3%
403101		5	<div></div> 0.3%
403105		5	<div></div> 0.3%
403201		5	<div></div> 0.3%
403205		5	<div></div> 0.3%
403301		5	<div></div> 0.3%
404102		5	<div></div> 0.3%
404207		5	<div></div> 0.3%
404403		5	<div></div> 0.3%
405104		5	<div></div> 0.3%
405208		5	<div></div> 0.3%
405211		5	<div></div> 0.3%
405301		5	<div></div> 0.3%
405302		5	<div></div> 0.3%
406108		5	<div></div> 0.3%
406201		5	<div></div> 0.3%
406210		5	<div></div> 0.3%
406212		5	<div></div> 0.3%
406303		5	<div></div> 0.3%
407202		5	<div></div> 0.3%
407205		5	<div></div> 0.3%
407303		5	<div></div> 0.3%
407306		5	<div></div> 0.3%
408102		5	<div></div> 0.3%

File : CSEC5C

SubCounty: Sub-county/division/town council

Value	Label	Cases	Percentage
408112		5	<div></div> 0.3%
408113		5	<div></div> 0.3%
409101		5	<div></div> 0.3%
409203		5	<div></div> 0.3%
409301		5	<div></div> 0.3%
410102		5	<div></div> 0.3%
410105		5	<div></div> 0.3%
410201		10	<div></div> 0.6%
410303		5	<div></div> 0.3%
411103		5	<div></div> 0.3%
411203		5	<div></div> 0.3%
411302		5	<div></div> 0.3%
411304		5	<div></div> 0.3%
411402		5	<div></div> 0.3%
411403		5	<div></div> 0.3%
412103		5	<div></div> 0.3%
412201		5	<div></div> 0.3%
412203		5	<div></div> 0.3%
414116		5	<div></div> 0.3%
415105		5	<div></div> 0.3%
415106		5	<div></div> 0.3%
415110		5	<div></div> 0.3%
415114		5	<div></div> 0.3%
417101		5	<div></div> 0.3%
417102		5	<div></div> 0.3%
417104		5	<div></div> 0.3%
417105		5	<div></div> 0.3%
417110		5	<div></div> 0.3%
417114		5	<div></div> 0.3%
418104		5	<div></div> 0.3%
418201		5	<div></div> 0.3%
418202		5	<div></div> 0.3%
418209		5	<div></div> 0.3%
419204		5	<div></div> 0.3%
420107		5	<div></div> 0.3%
420108		5	<div></div> 0.3%
421108		5	<div></div> 0.3%
422102		5	<div></div> 0.3%
423109		5	<div></div> 0.3%
426104		5	<div></div> 0.3%

Warning: these figures indicate the number of cases found in the data file. They cannot be interpreted as summary statistics of the population of interest.

Parish: Parish/ward

Information [Type= discrete] [Format=numeric] [Range= 10120402-42610402] [Missing=*]

File : CSEC5C

Parish: Parish/ward

Statistics [NW/ W] [Valid=1540 /-] [Invalid=0 /-]

Value	Label	Cases	Percentage
10120402		5	0.3%
10210104		5	0.3%
10210108		5	0.3%
10210202		5	0.3%
10210205		5	0.3%
10210206		5	0.3%
10210208		5	0.3%
10210301		5	0.3%
10210302		5	0.3%
10210304		5	0.3%
10210305		10	0.6%
10210306		5	0.3%
10210308		5	0.3%
10210309		10	0.6%
10210312		5	0.3%
10210401		5	0.3%
10210402		5	0.3%
10210410		5	0.3%
10210411		5	0.3%
10210417		5	0.3%
10210419		5	0.3%
10210501		5	0.3%
10210503		5	0.3%
10210504		5	0.3%
10210510		5	0.3%
10210513		5	0.3%
10210515		5	0.3%
10210518		5	0.3%
10310505		5	0.3%
10410204		5	0.3%
10410403		5	0.3%
10410504		5	0.3%
10420804		5	0.3%
10510502		5	0.3%
10610101		5	0.3%
10610109		5	0.3%
10610606		5	0.3%
10710503		5	0.3%
10710505		5	0.3%
10720206		5	0.3%
10730203		5	0.3%
10730507		5	0.3%

File : CSEC5C

Parish: Parish/ward

Value	Label	Cases	Percentage
10810603		5	0.3%
10830101		5	0.3%
10830105		5	0.3%
10830502		5	0.3%
11010501		5	0.3%
11020306		5	0.3%
11020401		5	0.3%
11020603		5	0.3%
11020704		5	0.3%
11030501		5	0.3%
11030601		5	0.3%
11110201		5	0.3%
11120204		5	0.3%
11120206		5	0.3%
11210203		5	0.3%
11210402		5	0.3%
11220301		5	0.3%
11220403		5	0.3%
11310504		5	0.3%
11310505		5	0.3%
11311102		5	0.3%
11311203		5	0.3%
11311302		5	0.3%
11311306		5	0.3%
11330301		10	0.6%
11330305		5	0.3%
11330403		5	0.3%
11330606		5	0.3%
11330701		5	0.3%
11510302		5	0.3%
11510403		5	0.3%
11520209		5	0.3%
11520307		5	0.3%
11520504		5	0.3%
11520703		5	0.3%
11610205		5	0.3%
11710308		5	0.3%
11710405		5	0.3%
11711003		10	0.6%
11810104		5	0.3%
11910303		5	0.3%
12010502		5	0.3%
12210206		5	0.3%

File : CSEC5C

Parish: Parish/ward

Value	Label	Cases	Percentage
12210502		5	0.3%
12210602		5	0.3%
12310803		5	0.3%
12410106		5	0.3%
12410302		5	0.3%
12410401		5	0.3%
12410701		5	0.3%
12410802		5	0.3%
20110602		15	1.0%
20111009		5	0.3%
20320203		5	0.3%
20330101		10	0.6%
20330304		5	0.3%
20410103		5	0.3%
20410204		5	0.3%
20420301		5	0.3%
20430101		5	0.3%
20430102		5	0.3%
20430205		5	0.3%
20510401		5	0.3%
20710301		5	0.3%
20810214		10	0.6%
20810404		5	0.3%
20810713		5	0.3%
20920101		5	0.3%
20920104		5	0.3%
21020504		14	0.9%
21110105		5	0.3%
21110303		5	0.3%
21110603		5	0.3%
21210403		5	0.3%
21210504		5	0.3%
21220201		5	0.3%
21230502		5	0.3%
21231101		5	0.3%
21410104		5	0.3%
21410106		5	0.3%
21410202		5	0.3%
21410801		5	0.3%
21411301		5	0.3%
21411303		16	1.0%
21510902		5	0.3%
21511502		5	0.3%

File : CSEC5C

Parish: Parish/ward

Value	Label	Cases	Percentage
21512002		5	<div></div> 0.3%
21620203		10	<div></div> 0.6%
21810302		5	<div></div> 0.3%
21811504		5	<div></div> 0.3%
21910313		5	<div></div> 0.3%
21910317		10	<div></div> 0.6%
22110902		5	<div></div> 0.3%
22110905		5	<div></div> 0.3%
22210602		5	<div></div> 0.3%
22310805		5	<div></div> 0.3%
22312002		5	<div></div> 0.3%
22312101		10	<div></div> 0.6%
22312103		5	<div></div> 0.3%
22312601		5	<div></div> 0.3%
22312801		5	<div></div> 0.3%
22410505		5	<div></div> 0.3%
22510304		5	<div></div> 0.3%
22511103		5	<div></div> 0.3%
22610101		5	<div></div> 0.3%
22610302		5	<div></div> 0.3%
22610303		5	<div></div> 0.3%
22610405		5	<div></div> 0.3%
22810203		5	<div></div> 0.3%
23010709		5	<div></div> 0.3%
23210104		5	<div></div> 0.3%
23220304		5	<div></div> 0.3%
30210102		5	<div></div> 0.3%
30220105		5	<div></div> 0.3%
30220107		5	<div></div> 0.3%
30220302		5	<div></div> 0.3%
30220405		5	<div></div> 0.3%
30220505		5	<div></div> 0.3%
30320102		5	<div></div> 0.3%
30320207		5	<div></div> 0.3%
30320405		5	<div></div> 0.3%
30340204		5	<div></div> 0.3%
30340401		5	<div></div> 0.3%
30340403		5	<div></div> 0.3%
30340507		5	<div></div> 0.3%
30350304		5	<div></div> 0.3%
30350402		5	<div></div> 0.3%
30410201		5	<div></div> 0.3%
30420401		5	<div></div> 0.3%

File : CSEC5C

Parish: Parish/ward

Value	Label	Cases	Percentage
30420402		5	0.3%
30430104		5	0.3%
30510208		5	0.3%
30610203		5	0.3%
30610301		10	0.6%
30610601		5	0.3%
30710802		5	0.3%
30710803		5	0.3%
30720203		5	0.3%
30810206		5	0.3%
30910205		5	0.3%
30910305		5	0.3%
30920406		5	0.3%
31010202		5	0.3%
31020603		5	0.3%
31020604		5	0.3%
31020706		5	0.3%
31110302		10	0.6%
31130201		5	0.3%
31210502		5	0.3%
31310205		5	0.3%
31310403		5	0.3%
31410304		5	0.3%
31710101		5	0.3%
31710202		5	0.3%
31710605		5	0.3%
31810302		10	0.6%
31810705		5	0.3%
31811402		5	0.3%
31910303		5	0.3%
31910508		5	0.3%
31910702		5	0.3%
32010303		5	0.3%
32010808		5	0.3%
32110304		5	0.3%
32110505		5	0.3%
32110601		5	0.3%
32110706		5	0.3%
32210802		5	0.3%
32211104		5	0.3%
32310403		5	0.3%
32310604		5	0.3%
32310701		5	0.3%

File : CSEC5C

Parish: Parish/ward

Value	Label	Cases	Percentage
32310802		5	0.3%
32510102		5	0.3%
32510305		5	0.3%
32510306		10	0.6%
32710303		5	0.3%
32910602		5	0.3%
33010701		5	0.3%
33010703		5	0.3%
33011001		5	0.3%
40220705		5	0.3%
40220805		5	0.3%
40310102		5	0.3%
40310505		5	0.3%
40320102		5	0.3%
40320504		5	0.3%
40330104		5	0.3%
40410203		5	0.3%
40420704		5	0.3%
40440303		5	0.3%
40510402		5	0.3%
40520803		5	0.3%
40521103		5	0.3%
40530104		5	0.3%
40530203		5	0.3%
40610804		5	0.3%
40620102		5	0.3%
40621003		5	0.3%
40621201		5	0.3%
40630307		5	0.3%
40720204		5	0.3%
40720501		5	0.3%
40730303		5	0.3%
40730604		5	0.3%
40810201		5	0.3%
40811202		5	0.3%
40811304		5	0.3%
40910104		5	0.3%
40920305		5	0.3%
40930103		5	0.3%
41010204		5	0.3%
41010502		5	0.3%
41020101		10	0.6%
41030306		5	0.3%

File : CSEC5C

Parish: Parish/ward

Value	Label	Cases	Percentage	
41110301		5		0.3%
41120302		5		0.3%
41130202		5		0.3%
41130402		5		0.3%
41140202		5		0.3%
41140303		5		0.3%
41210304		5		0.3%
41220107		5		0.3%
41220304		5		0.3%
41411601		5		0.3%
41510502		5		0.3%
41510608		5		0.3%
41511004		5		0.3%
41511407		5		0.3%
41710101		5		0.3%
41710201		5		0.3%
41710401		5		0.3%
41710501		5		0.3%
41711004		5		0.3%
41711404		5		0.3%
41810403		5		0.3%
41820102		5		0.3%
41820201		5		0.3%
41820907		5		0.3%
41920402		5		0.3%
42010704		5		0.3%
42010803		5		0.3%
42110801		5		0.3%
42210204		5		0.3%
42310905		5		0.3%
42610402		5		0.3%

Warning: these figures indicate the number of cases found in the data file. They cannot be interpreted as summary statistics of the population of interest.

Villagecode: Village code

Information	[Type= discrete] [Format=numeric] [Range= 1012040204-4261040201] [Missing=*]			
Statistics [NW/ W]	[Valid=1540 /-] [Invalid=0 /-]			
Value	Label	Cases	Percentage	
1012040204		5		0.3%
1021010402		5		0.3%
1021010802		5		0.3%
1021020205		5		0.3%
1021020504		5		0.3%
1021020601		5		0.3%
1021020805		5		0.3%

File : CSEC5C

Villagecode: Village code

Value	Label	Cases	Percentage
1021030109		5	0.3%
1021030203		5	0.3%
1021030412		5	0.3%
1021030504		5	0.3%
1021030509		5	0.3%
1021030606		5	0.3%
1021030803		5	0.3%
1021030904		10	0.6%
1021031208		5	0.3%
1021040102		5	0.3%
1021040203		5	0.3%
1021041002		5	0.3%
1021041118		5	0.3%
1021041701		5	0.3%
1021041903		5	0.3%
1021050106		5	0.3%
1021050307		5	0.3%
1021050405		5	0.3%
1021051004		5	0.3%
1021051305		5	0.3%
1021051506		5	0.3%
1021051832		5	0.3%
1031050505		5	0.3%
1041020405		5	0.3%
1041040304		5	0.3%
1041050403		5	0.3%
1042080404		5	0.3%
1051050201		5	0.3%
1061010108		5	0.3%
1061010902		5	0.3%
1061060602		5	0.3%
1071050302		5	0.3%
1071050503		5	0.3%
1072020601		5	0.3%
1073020305		5	0.3%
1073050702		5	0.3%
1081060309		5	0.3%
1083010101		5	0.3%
1083010505		5	0.3%
1083050204		5	0.3%
1101050107		5	0.3%
1102030601		5	0.3%
1102040107		5	0.3%

File : CSEC5C

Villagecode: Village code

Value	Label	Cases	Percentage
1102060309		5	0.3%
1102070403		5	0.3%
1103050102		5	0.3%
1103060102		5	0.3%
1111020105		5	0.3%
1112020403		5	0.3%
1112020618		5	0.3%
1121020302		5	0.3%
1121040209		5	0.3%
1122030104		5	0.3%
1122040303		5	0.3%
1131050402		5	0.3%
1131050505		5	0.3%
1131110205		5	0.3%
1131120307		5	0.3%
1131130204		5	0.3%
1131130602		5	0.3%
1133030101		5	0.3%
1133030109		5	0.3%
1133030504		5	0.3%
1133040308		5	0.3%
1133060601		5	0.3%
1133070102		5	0.3%
1151030204		5	0.3%
1151040307		5	0.3%
1152020907		5	0.3%
1152030702		5	0.3%
1152050405		5	0.3%
1152070306		5	0.3%
1161020501		5	0.3%
1171030802		5	0.3%
1171040504		5	0.3%
1171100309		5	0.3%
1171100312		5	0.3%
1181010407		5	0.3%
1191030304		5	0.3%
1201050202		5	0.3%
1221020604		5	0.3%
1221050203		5	0.3%
1221060206		5	0.3%
1231080303		5	0.3%
1241010603		5	0.3%
1241030216		5	0.3%

File : CSEC5C

Villagecode: Village code

Value	Label	Cases	Percentage
1241040102		5	0.3%
1241070106		5	0.3%
1241080210		5	0.3%
2011060205		15	1.0%
2011100902		5	0.3%
2032020304		5	0.3%
2033010101		10	0.6%
2033030403		5	0.3%
2041010302		5	0.3%
2041020405		5	0.3%
2042030105		5	0.3%
2043010103		5	0.3%
2043010202		5	0.3%
2043020514		5	0.3%
2051040101		5	0.3%
2071030105		5	0.3%
2081021402		10	0.6%
2081040401		5	0.3%
2081071301		5	0.3%
2092010105		5	0.3%
2092010401		5	0.3%
2102050401		14	0.9%
2111010504		5	0.3%
2111030302		5	0.3%
2111060303		5	0.3%
2121040306		5	0.3%
2121050407		5	0.3%
2122020101		5	0.3%
2123050204		5	0.3%
2123110101		5	0.3%
2141010403		5	0.3%
2141010604		5	0.3%
2141020206		5	0.3%
2141080105		5	0.3%
2141130103		5	0.3%
2141130307		16	1.0%
2151090208		5	0.3%
2151150202		5	0.3%
2151200204		5	0.3%
2162020306		10	0.6%
2181030213		5	0.3%
2181150401		5	0.3%
2191031301		5	0.3%

File : CSEC5C

Villagecode: Village code

Value	Label	Cases	Percentage
2191031702		10	<div></div> 0.6%
2211090203		5	<div></div> 0.3%
2211090505		5	<div></div> 0.3%
2221060201		5	<div></div> 0.3%
2231080506		5	<div></div> 0.3%
2231200204		5	<div></div> 0.3%
2231210104		5	<div></div> 0.3%
2231210105		5	<div></div> 0.3%
2231210302		5	<div></div> 0.3%
2231260115		5	<div></div> 0.3%
2231280102		5	<div></div> 0.3%
2241050511		5	<div></div> 0.3%
2251030415		5	<div></div> 0.3%
2251110322		5	<div></div> 0.3%
2261010102		5	<div></div> 0.3%
2261030205		5	<div></div> 0.3%
2261030301		5	<div></div> 0.3%
2261040510		5	<div></div> 0.3%
2281020304		5	<div></div> 0.3%
2301070905		5	<div></div> 0.3%
2321010406		5	<div></div> 0.3%
2322030405		5	<div></div> 0.3%
3021010215		5	<div></div> 0.3%
3022010508		5	<div></div> 0.3%
3022010708		5	<div></div> 0.3%
3022030205		5	<div></div> 0.3%
3022040505		5	<div></div> 0.3%
3022050502		5	<div></div> 0.3%
3032010205		5	<div></div> 0.3%
3032020706		5	<div></div> 0.3%
3032040506		5	<div></div> 0.3%
3034020408		5	<div></div> 0.3%
3034040102		5	<div></div> 0.3%
3034040304		5	<div></div> 0.3%
3034050711		5	<div></div> 0.3%
3035030411		5	<div></div> 0.3%
3035040205		5	<div></div> 0.3%
3041020101		5	<div></div> 0.3%
3042040105		5	<div></div> 0.3%
3042040201		5	<div></div> 0.3%
3043010404		5	<div></div> 0.3%
3051020803		5	<div></div> 0.3%
3061020306		5	<div></div> 0.3%

File : CSEC5C

Villagecode: Village code

Value	Label	Cases	Percentage
3061030101		10	<div></div> 0.6%
3061060103		5	<div></div> 0.3%
3071080206		5	<div></div> 0.3%
3071080301		5	<div></div> 0.3%
3072020302		5	<div></div> 0.3%
3081020606		5	<div></div> 0.3%
3091020502		5	<div></div> 0.3%
3091030501		5	<div></div> 0.3%
3092040606		5	<div></div> 0.3%
3101020203		5	<div></div> 0.3%
3102060309		5	<div></div> 0.3%
3102060408		5	<div></div> 0.3%
3102070603		5	<div></div> 0.3%
3111030202		10	<div></div> 0.6%
3113020101		5	<div></div> 0.3%
3121050202		5	<div></div> 0.3%
3131020505		5	<div></div> 0.3%
3131040312		5	<div></div> 0.3%
3141030403		5	<div></div> 0.3%
3171010102		5	<div></div> 0.3%
3171020201		5	<div></div> 0.3%
3171060512		5	<div></div> 0.3%
3181030204		10	<div></div> 0.6%
3181070501		5	<div></div> 0.3%
3181140207		5	<div></div> 0.3%
3191030304		5	<div></div> 0.3%
3191050803		5	<div></div> 0.3%
3191070202		5	<div></div> 0.3%
3201030323		5	<div></div> 0.3%
3201080801		5	<div></div> 0.3%
3211030405		5	<div></div> 0.3%
3211050502		5	<div></div> 0.3%
3211060105		5	<div></div> 0.3%
3211070617		5	<div></div> 0.3%
3221080206		5	<div></div> 0.3%
3221110412		5	<div></div> 0.3%
3231040301		5	<div></div> 0.3%
3231060409		5	<div></div> 0.3%
3231070104		5	<div></div> 0.3%
3231080204		5	<div></div> 0.3%
3251010205		5	<div></div> 0.3%
3251030508		5	<div></div> 0.3%
3251030601		5	<div></div> 0.3%

File : CSEC5C

Villagecode: Village code

Value	Label	Cases	Percentage
3251030602		5	0.3%
3271030305		5	0.3%
3291060206		5	0.3%
3301070101		5	0.3%
3301070303		5	0.3%
3301100102		5	0.3%
4022070507		5	0.3%
4022080505		5	0.3%
4031010202		5	0.3%
4031050502		5	0.3%
4032010205		5	0.3%
4032050403		5	0.3%
4033010412		5	0.3%
4041020302		5	0.3%
4042070409		5	0.3%
4044030303		5	0.3%
4051040205		5	0.3%
4052080304		5	0.3%
4052110310		5	0.3%
4053010409		5	0.3%
4053020304		5	0.3%
4061080401		5	0.3%
4062010203		5	0.3%
4062100306		5	0.3%
4062120102		5	0.3%
4063030706		5	0.3%
4072020402		5	0.3%
4072050104		5	0.3%
4073030305		5	0.3%
4073060419		5	0.3%
4081020104		5	0.3%
4081120206		5	0.3%
4081130406		5	0.3%
4091010401		5	0.3%
4092030509		5	0.3%
4093010304		5	0.3%
4101020405		5	0.3%
4101050204		5	0.3%
4102010106		5	0.3%
4102010107		5	0.3%
4103030601		5	0.3%
4111030105		5	0.3%
4112030202		5	0.3%

File : CSEC5C

Villagecode: Village code

Value	Label	Cases	Percentage	
4113020204		5		0.3%
4113040203		5		0.3%
4114020204		5		0.3%
4114030308		5		0.3%
4121030414		5		0.3%
4122010704		5		0.3%
4122030405		5		0.3%
4141160106		5		0.3%
4151050204		5		0.3%
4151060812		5		0.3%
4151100404		5		0.3%
4151140703		5		0.3%
4171010109		5		0.3%
4171020103		5		0.3%
4171040107		5		0.3%
4171050107		5		0.3%
4171100404		5		0.3%
4171140402		5		0.3%
4181040301		5		0.3%
4182010203		5		0.3%
4182020104		5		0.3%
4182090702		5		0.3%
4192040205		5		0.3%
4201070403		5		0.3%
4201080309		5		0.3%
4211080107		5		0.3%
4221020401		5		0.3%
4231090509		5		0.3%
4261040201		5		0.3%

Warning: these figures indicate the number of cases found in the data file. They cannot be interpreted as summary statistics of the population of interest.

Infrastructure_ID: CFWTInfrastructure

Information	[Type= discrete] [Format=numeric] [Range= 1-5] [Missing=*]
Statistics [NW/ W]	[Valid=1540 /-] [Invalid=0 /-]

Value	Label	Cases	Percentage	
1	Trunk roads (Tarmac)	306		19.9%
2	Trunk roads (Murrum)	306		19.9%
3	Feeder roads	308		20.0%
4	Community roads	310		20.1%
5	Bridges/culvert crossings	310		20.1%

Warning: these figures indicate the number of cases found in the data file. They cannot be interpreted as summary statistics of the population of interest.

C5CQ18: On average, how much was required to maintain road in the last financial year?

Information	[Type= continuous] [Format=numeric] [Range= 0-999000000] [Missing=*]
-------------	--

File : CSEC5C			
# C5CQ18: On average, how much was required to maintain road in the last financial year?			
Statistics [NW/ W]		[Valid=660 /-] [Invalid=880 /-]	
# C5CQ19: How much was actually released to maintain [ROAD] in the last financial year?			
Information		[Type= continuous] [Format=numeric] [Range= 0-813835823] [Missing=*]	
Statistics [NW/ W]		[Valid=662 /-] [Invalid=878 /-]	
# C5CQ20: Were the funds that you requested received in time?			
Information		[Type= discrete] [Format=numeric] [Range= 1-2] [Missing=*]	
Statistics [NW/ W]		[Valid=405 /-] [Invalid=1135 /-]	
Value	Label	Cases	Percentage
1	Yes	170	<div><div></div></div> 42.0%
2	No	235	<div><div></div></div> 58.0%
Sysmiss		1135	
<i>Warning: these figures indicate the number of cases found in the data file. They cannot be interpreted as summary statistics of the population of interest.</i>			
# End_infrastructure: End of infrastructure section			
Information		[Type= discrete] [Format=numeric] [Missing=*]	
Statistics [NW/ W]		[Valid=0 /-] [Invalid=1540 /-]	
Value	Label	Cases	Percentage
Sysmiss		1540	
<i>Warning: these figures indicate the number of cases found in the data file. They cannot be interpreted as summary statistics of the population of interest.</i>			
# Survey_Visit: Select visit 1 or 2 for the entire survey			
Information		[Type= discrete] [Format=numeric] [Range= 1-2] [Missing=*]	
Statistics [NW/ W]		[Valid=1540 /-] [Invalid=0 /-]	
Value	Label	Cases	Percentage
1	Visit 1	197	<div><div></div></div> 12.8%
2	Visit 2	1343	<div><div></div></div> 87.2%
<i>Warning: these figures indicate the number of cases found in the data file. They cannot be interpreted as summary statistics of the population of interest.</i>			
# Infrastructure_Response: Road Infrastructure Response Status			
Information		[Type= discrete] [Format=numeric] [Range= 1-3] [Missing=*]	
Statistics [NW/ W]		[Valid=1265 /-] [Invalid=275 /-]	
Value	Label	Cases	Percentage
1	Completed	833	<div><div></div></div> 65.8%
2	Partially Done	160	<div><div></div></div> 12.6%
3	Not Done	272	<div><div></div></div> 21.5%
Sysmiss		275	
<i>Warning: these figures indicate the number of cases found in the data file. They cannot be interpreted as summary statistics of the population of interest.</i>			
# Reason_Road_Inf_Not_Done: Reason Road Infrastructure not done			
Information		[Type= discrete] [Format=character] [Missing=*]	
Statistics [NW/ W]		[Valid=267 /-]	
Value	Label	Cases	Percentage
Away from office		5	<div><div></div></div> 1.9%

File : CSEC5C

Reason_Road_Inf_Not_Done: Reason Road Infrastructure not done

Value	Label	Cases	Percentage
COMPETENT RESPONDENT NOT AVAILABLE		5	<div></div> 1.9%
COMPLETED VISIT 1		10	<div></div> 3.7%
City Authority not accessed		5	<div></div> 1.9%
Completed during first visit		5	<div></div> 1.9%
DIV ENG DOES NOT HAVE THE NEEDED IMFORM .HAS DIRECTED ME KCCA HEAD OFFICE		5	<div></div> 1.9%
DIV ENGINEER NOT IN POSITION TO GIVE DATA		5	<div></div> 1.9%
Done complete visit 1		5	<div></div> 1.9%
ENGINEER WAS AWAY. CALL BACK. VISIT 1. ON VISIT 2 THE ENGINEER IS SAYING HE IS VERY BUSY THAT I WILL HAVE TO WAIT FOR HIM FOR SOME TIME SO THAT HE GIVES ME TIME.		5	<div></div> 1.9%
HOLIDAY		15	<div></div> 5.6%
Had already been done during first visit.		5	<div></div> 1.9%
Hospital Level		5	<div></div> 1.9%
Islands. No roads.		5	<div></div> 1.9%
Its holiday time and none of the staff members stays around		5	<div></div> 1.9%
Knowledgeable staff not in office		5	<div></div> 1.9%
NOT DONE, ITS A WEEKEND		5	<div></div> 1.9%

File : CSEC5C

Reason_Road_Inf_Not_Done: Reason Road Infrastructure not done

Value	Label	Cases	Percentage
NOT IN OFFICE		5	<div></div> 1.9%
Needed Appointment		5	<div></div> 1.9%
ROAD INACCESSIBLE TO THE SCHOOL DUE TO HEAVY RAINS		5	<div></div> 1.9%
SCHOOL CLOSED AS TEACHERS HAVE GONE FOR THE TWO DAYS VERIFICATION EXERCISE		5	<div></div> 1.9%
SCHOOL CLOSED FOR HOLIDAYS AND NO PERSON AVAILABLE TO GET INFORMATION FROM		5	<div></div> 1.9%
Shared with cluster 1171100312		5	<div></div> 1.9%
THE HEADMASTER WANTED A LETTER FROM THE TOWN CLERK NOT FROM THE CAO, THE TOWN CLERK WAS NOT IN OFFICE		5	<div></div> 1.9%
THE SUBCOUNTY CHIEF HAD NO INFORMATION BUT PROMISED TO GIVE IT NEXT TIME WE VISIT.		5	<div></div> 1.9%
TOWN ENGINEER WAS IN KAMPALA FOR HIS EXAMS.		5	<div></div> 1.9%
The engineer has been too busy		5	<div></div> 1.9%

File : CSEC5C

Reason_Road_Inf_Not_Done: Reason Road Infrastructure not done

Value	Label	Cases	Percentage
but promised to avail me with all the necessary information			
The school was closed for holidays and there was no one at school at the time of visit		5	<div><div></div></div> 1.9%
The sub county Engineer was in Mbarara for some days. To be done in Second Visit		5	<div><div></div></div> 1.9%
WEEKEND		5	<div><div></div></div> 1.9%
WEEKEND - STAFF NOT AVAILABLE		5	<div><div></div></div> 1.9%
Weekend		5	<div><div></div></div> 1.9%
Weekend and strted holidays early.		5	<div><div></div></div> 1.9%
data collected by another team in trip 1		5	<div><div></div></div> 1.9%
engineer not in office		5	<div><div></div></div> 1.9%
holiday		12	<div><div></div></div> 4.5%
holiday but had refused to be interviewed, that they have never seen any change since they started the exercise with us. we were warned never to go back there since they get hlp from church and not the government.		5	<div><div></div></div> 1.9%
holidays and no respondent wasn't available.		5	<div><div></div></div> 1.9%
its time for holiday so no one was found in the school		5	<div><div></div></div> 1.9%
no officials in the sub-county during the two visits made.		5	<div><div></div></div> 1.9%
no school at the island		5	<div><div></div></div> 1.9%

File : CSEC5C

Reason_Road_Inf_Not_Done: Reason Road Infrastructure not done

Value	Label	Cases	Percentage
no staff at subcounty		5	<div></div> 1.9%
nobody in office		5	<div></div> 1.9%
person responsible was absent at time of visit		5	<div></div> 1.9%
school closed for holidays and the responsible people do not stay in the quarters		5	<div></div> 1.9%
subcounty inaccessible - rains made road bad		5	<div></div> 1.9%
weekend		10	<div></div> 3.7%
weekend - no staff		5	<div></div> 1.9%
weekend came before the interview and i had to travel to the next district. it will be done in visit two		5	<div></div> 1.9%

Warning: these figures indicate the number of cases found in the data file. They cannot be interpreted as summary statistics of the population of interest.

File : CSEC5D

District_Name: District name

Information [Type= discrete] [Format=numeric] [Range= 101-426] [Missing=*]

Statistics [NW/ W] [Valid=2787 /-] [Invalid=0 /-]

Value	Label	Cases	Percentage
101		9	0.3%
102		270	9.7%
103		9	0.3%
104		36	1.3%
105		9	0.3%
106		27	1.0%
107		45	1.6%
108		36	1.3%
110		63	2.3%
111		27	1.0%
112		36	1.3%
113		108	3.9%
115		54	1.9%
116		9	0.3%
117		36	1.3%
118		9	0.3%
119		9	0.3%
120		9	0.3%
122		27	1.0%
123		9	0.3%
124		45	1.6%
201		36	1.3%
203		36	1.3%
204		54	1.9%
205		9	0.3%
207		9	0.3%
208		36	1.3%
209		18	0.6%
210		36	1.3%
211		27	1.0%
212		45	1.6%
214		69	2.5%
215		27	1.0%
216		18	0.6%
218		18	0.6%
219		27	1.0%
221		18	0.6%
222		9	0.3%
223		63	2.3%
224		9	0.3%
225		18	0.6%

File : CSEC5D

District_Name: District name

Value	Label	Cases	Percentage
226		36	<div></div> 1.3%
228		9	<div></div> 0.3%
230		9	<div></div> 0.3%
232		18	<div></div> 0.6%
302		54	<div></div> 1.9%
303		81	<div></div> 2.9%
304		36	<div></div> 1.3%
305		9	<div></div> 0.3%
306		36	<div></div> 1.3%
307		27	<div></div> 1.0%
308		9	<div></div> 0.3%
309		27	<div></div> 1.0%
310		36	<div></div> 1.3%
311		27	<div></div> 1.0%
312		9	<div></div> 0.3%
313		18	<div></div> 0.6%
314		9	<div></div> 0.3%
317		27	<div></div> 1.0%
318		36	<div></div> 1.3%
319		27	<div></div> 1.0%
320		18	<div></div> 0.6%
321		36	<div></div> 1.3%
322		18	<div></div> 0.6%
323		36	<div></div> 1.3%
325		36	<div></div> 1.3%
327		9	<div></div> 0.3%
329		9	<div></div> 0.3%
330		27	<div></div> 1.0%
402		18	<div></div> 0.6%
403		45	<div></div> 1.6%
404		27	<div></div> 1.0%
405		45	<div></div> 1.6%
406		45	<div></div> 1.6%
407		36	<div></div> 1.3%
408		27	<div></div> 1.0%
409		27	<div></div> 1.0%
410		45	<div></div> 1.6%
411		54	<div></div> 1.9%
412		27	<div></div> 1.0%
414		9	<div></div> 0.3%
415		36	<div></div> 1.3%
417		54	<div></div> 1.9%
418		36	<div></div> 1.3%

File : CSEC5D

District_Name: District name

Value	Label	Cases	Percentage
419		9	0.3%
420		18	0.6%
421		9	0.3%
422		9	0.3%
423		9	0.3%
426		9	0.3%

Warning: these figures indicate the number of cases found in the data file. They cannot be interpreted as summary statistics of the population of interest.

SubCounty: Sub-county/division/town council

Information	[Type= discrete] [Format=numeric] [Range= 101204-426104] [Missing=*]
Statistics [NW/ W]	[Valid=2787 /-] [Invalid=0 /-]

Value	Label	Cases	Percentage
101204		9	0.3%
102101		18	0.6%
102102		36	1.3%
102103		90	3.2%
102104		54	1.9%
102105		72	2.6%
103105		9	0.3%
104102		9	0.3%
104104		9	0.3%
104105		9	0.3%
104208		9	0.3%
105105		9	0.3%
106101		18	0.6%
106106		9	0.3%
107105		18	0.6%
107202		9	0.3%
107302		9	0.3%
107305		9	0.3%
108106		9	0.3%
108301		18	0.6%
108305		9	0.3%
110105		9	0.3%
110203		9	0.3%
110204		9	0.3%
110206		9	0.3%
110207		9	0.3%
110305		9	0.3%
110306		9	0.3%
111102		9	0.3%
111202		18	0.6%
112102		9	0.3%
112104		9	0.3%

File : CSEC5D

SubCounty: Sub-county/division/town council

Value	Label	Cases	Percentage
112203		9	<div></div> 0.3%
112204		9	<div></div> 0.3%
113105		18	<div></div> 0.6%
113111		9	<div></div> 0.3%
113112		9	<div></div> 0.3%
113113		18	<div></div> 0.6%
113303		27	<div></div> 1.0%
113304		9	<div></div> 0.3%
113306		9	<div></div> 0.3%
113307		9	<div></div> 0.3%
115103		9	<div></div> 0.3%
115104		9	<div></div> 0.3%
115202		9	<div></div> 0.3%
115203		9	<div></div> 0.3%
115205		9	<div></div> 0.3%
115207		9	<div></div> 0.3%
116102		9	<div></div> 0.3%
117103		9	<div></div> 0.3%
117104		9	<div></div> 0.3%
117110		18	<div></div> 0.6%
118101		9	<div></div> 0.3%
119103		9	<div></div> 0.3%
120105		9	<div></div> 0.3%
122102		9	<div></div> 0.3%
122105		9	<div></div> 0.3%
122106		9	<div></div> 0.3%
123108		9	<div></div> 0.3%
124101		9	<div></div> 0.3%
124103		9	<div></div> 0.3%
124104		9	<div></div> 0.3%
124107		9	<div></div> 0.3%
124108		9	<div></div> 0.3%
201106		27	<div></div> 1.0%
201110		9	<div></div> 0.3%
203202		9	<div></div> 0.3%
203301		18	<div></div> 0.6%
203303		9	<div></div> 0.3%
204101		9	<div></div> 0.3%
204102		9	<div></div> 0.3%
204203		9	<div></div> 0.3%
204301		18	<div></div> 0.6%
204302		9	<div></div> 0.3%
205104		9	<div></div> 0.3%

File : CSEC5D

SubCounty: Sub-county/division/town council

Value	Label	Cases	Percentage
207103		9	<div></div> 0.3%
208102		18	<div></div> 0.6%
208104		9	<div></div> 0.3%
208107		9	<div></div> 0.3%
209201		18	<div></div> 0.6%
210205		36	<div></div> 1.3%
211101		9	<div></div> 0.3%
211103		9	<div></div> 0.3%
211106		9	<div></div> 0.3%
212104		9	<div></div> 0.3%
212105		9	<div></div> 0.3%
212202		9	<div></div> 0.3%
212305		9	<div></div> 0.3%
212311		9	<div></div> 0.3%
214101		18	<div></div> 0.6%
214102		9	<div></div> 0.3%
214108		9	<div></div> 0.3%
214113		33	<div></div> 1.2%
215109		9	<div></div> 0.3%
215115		9	<div></div> 0.3%
215120		9	<div></div> 0.3%
216202		18	<div></div> 0.6%
218103		9	<div></div> 0.3%
218115		9	<div></div> 0.3%
219103		27	<div></div> 1.0%
221109		18	<div></div> 0.6%
222106		9	<div></div> 0.3%
223108		9	<div></div> 0.3%
223120		9	<div></div> 0.3%
223121		27	<div></div> 1.0%
223126		9	<div></div> 0.3%
223128		9	<div></div> 0.3%
224105		9	<div></div> 0.3%
225103		9	<div></div> 0.3%
225111		9	<div></div> 0.3%
226101		9	<div></div> 0.3%
226103		18	<div></div> 0.6%
226104		9	<div></div> 0.3%
228102		9	<div></div> 0.3%
230107		9	<div></div> 0.3%
232101		9	<div></div> 0.3%
232203		9	<div></div> 0.3%
302101		9	<div></div> 0.3%












































File : CSEC5D

SubCounty: Sub-county/division/town council

Value	Label	Cases	Percentage
302201		18	0.6%
302203		9	0.3%
302204		9	0.3%
302205		9	0.3%
303201		9	0.3%
303202		9	0.3%
303204		9	0.3%
303402		9	0.3%
303404		18	0.6%
303405		9	0.3%
303503		9	0.3%
303504		9	0.3%
304102		9	0.3%
304204		18	0.6%
304301		9	0.3%
305102		9	0.3%
306102		9	0.3%
306103		18	0.6%
306106		9	0.3%
307108		18	0.6%
307202		9	0.3%
308102		9	0.3%
309102		9	0.3%
309103		9	0.3%
309204		9	0.3%
310102		9	0.3%
310206		18	0.6%
310207		9	0.3%
311103		18	0.6%
311302		9	0.3%
312105		9	0.3%
313102		9	0.3%
313104		9	0.3%
314103		9	0.3%
317101		9	0.3%
317102		9	0.3%
317106		9	0.3%
318103		18	0.6%
318107		9	0.3%
318114		9	0.3%
319103		9	0.3%
319105		9	0.3%
319107		9	0.3%

File : CSEC5D

SubCounty: Sub-county/division/town council

Value	Label	Cases	Percentage
320103		9	 0.3%
320108		9	 0.3%
321103		9	 0.3%
321105		9	 0.3%
321106		9	 0.3%
321107		9	 0.3%
322108		9	 0.3%
322111		9	 0.3%
323104		9	 0.3%
323106		9	 0.3%
323107		9	 0.3%
323108		9	 0.3%
325101		9	 0.3%
325103		27	 1.0%
327103		9	 0.3%
329106		9	 0.3%
330107		18	 0.6%
330110		9	 0.3%
402207		9	 0.3%
402208		9	 0.3%
403101		9	 0.3%
403105		9	 0.3%
403201		9	 0.3%
403205		9	 0.3%
403301		9	 0.3%
404102		9	 0.3%
404207		9	 0.3%
404403		9	 0.3%
405104		9	 0.3%
405208		9	 0.3%
405211		9	 0.3%
405301		9	 0.3%
405302		9	 0.3%
406108		9	 0.3%
406201		9	 0.3%
406210		9	 0.3%
406212		9	 0.3%
406303		9	 0.3%
407202		9	 0.3%
407205		9	 0.3%
407303		9	 0.3%
407306		9	 0.3%
408102		9	 0.3%

File : CSEC5D

SubCounty: Sub-county/division/town council

Value	Label	Cases	Percentage
408112		9	<div></div> 0.3%
408113		9	<div></div> 0.3%
409101		9	<div></div> 0.3%
409203		9	<div></div> 0.3%
409301		9	<div></div> 0.3%
410102		9	<div></div> 0.3%
410105		9	<div></div> 0.3%
410201		18	<div></div> 0.6%
410303		9	<div></div> 0.3%
411103		9	<div></div> 0.3%
411203		9	<div></div> 0.3%
411302		9	<div></div> 0.3%
411304		9	<div></div> 0.3%
411402		9	<div></div> 0.3%
411403		9	<div></div> 0.3%
412103		9	<div></div> 0.3%
412201		9	<div></div> 0.3%
412203		9	<div></div> 0.3%
414116		9	<div></div> 0.3%
415105		9	<div></div> 0.3%
415106		9	<div></div> 0.3%
415110		9	<div></div> 0.3%
415114		9	<div></div> 0.3%
417101		9	<div></div> 0.3%
417102		9	<div></div> 0.3%
417104		9	<div></div> 0.3%
417105		9	<div></div> 0.3%
417110		9	<div></div> 0.3%
417114		9	<div></div> 0.3%
418104		9	<div></div> 0.3%
418201		9	<div></div> 0.3%
418202		9	<div></div> 0.3%
418209		9	<div></div> 0.3%
419204		9	<div></div> 0.3%
420107		9	<div></div> 0.3%
420108		9	<div></div> 0.3%
421108		9	<div></div> 0.3%
422102		9	<div></div> 0.3%
423109		9	<div></div> 0.3%
426104		9	<div></div> 0.3%

Warning: these figures indicate the number of cases found in the data file. They cannot be interpreted as summary statistics of the population of interest.

Parish: Parish/ward

Information [Type= discrete] [Format=numeric] [Range= 10120402-42610402] [Missing=*]

File : CSEC5D

Parish: Parish/ward

Statistics [NW/ W] [Valid=2787 /-] [Invalid=0 /-]

Value	Label	Cases	Percentage
10120402		9	0.3%
10210104		9	0.3%
10210108		9	0.3%
10210202		9	0.3%
10210205		9	0.3%
10210206		9	0.3%
10210208		9	0.3%
10210301		9	0.3%
10210302		9	0.3%
10210304		9	0.3%
10210305		18	0.6%
10210306		9	0.3%
10210308		9	0.3%
10210309		18	0.6%
10210312		9	0.3%
10210401		9	0.3%
10210402		9	0.3%
10210410		9	0.3%
10210411		9	0.3%
10210417		9	0.3%
10210419		9	0.3%
10210501		9	0.3%
10210503		9	0.3%
10210504		18	0.6%
10210510		9	0.3%
10210513		9	0.3%
10210515		9	0.3%
10210518		9	0.3%
10310505		9	0.3%
10410204		9	0.3%
10410403		9	0.3%
10410504		9	0.3%
10420804		9	0.3%
10510502		9	0.3%
10610101		9	0.3%
10610109		9	0.3%
10610606		9	0.3%
10710503		9	0.3%
10710505		9	0.3%
10720206		9	0.3%
10730203		9	0.3%
10730507		9	0.3%

File : CSEC5D

Parish: Parish/ward

Value	Label	Cases	Percentage	
10810603		9	<div></div>	0.3%
10830101		9	<div></div>	0.3%
10830105		9	<div></div>	0.3%
10830502		9	<div></div>	0.3%
11010501		9	<div></div>	0.3%
11020306		9	<div></div>	0.3%
11020401		9	<div></div>	0.3%
11020603		9	<div></div>	0.3%
11020704		9	<div></div>	0.3%
11030501		9	<div></div>	0.3%
11030601		9	<div></div>	0.3%
11110201		9	<div></div>	0.3%
11120204		9	<div></div>	0.3%
11120206		9	<div></div>	0.3%
11210203		9	<div></div>	0.3%
11210402		9	<div></div>	0.3%
11220301		9	<div></div>	0.3%
11220403		9	<div></div>	0.3%
11310504		9	<div></div>	0.3%
11310505		9	<div></div>	0.3%
11311102		9	<div></div>	0.3%
11311203		9	<div></div>	0.3%
11311302		9	<div></div>	0.3%
11311306		9	<div></div>	0.3%
11330301		18	<div></div>	0.6%
11330305		9	<div></div>	0.3%
11330403		9	<div></div>	0.3%
11330606		9	<div></div>	0.3%
11330701		9	<div></div>	0.3%
11510302		9	<div></div>	0.3%
11510403		9	<div></div>	0.3%
11520209		9	<div></div>	0.3%
11520307		9	<div></div>	0.3%
11520504		9	<div></div>	0.3%
11520703		9	<div></div>	0.3%
11610205		9	<div></div>	0.3%
11710308		9	<div></div>	0.3%
11710405		9	<div></div>	0.3%
11711003		18	<div></div>	0.6%
11810104		9	<div></div>	0.3%
11910303		9	<div></div>	0.3%
12010502		9	<div></div>	0.3%
12210206		9	<div></div>	0.3%

File : CSEC5D

Parish: Parish/ward

Value	Label	Cases	Percentage
12210502		9	0.3%
12210602		9	0.3%
12310803		9	0.3%
12410106		9	0.3%
12410302		9	0.3%
12410401		9	0.3%
12410701		9	0.3%
12410802		9	0.3%
20110602		27	1.0%
20111009		9	0.3%
20320203		9	0.3%
20330101		18	0.6%
20330304		9	0.3%
20410103		9	0.3%
20410204		9	0.3%
20420301		9	0.3%
20430101		9	0.3%
20430102		9	0.3%
20430205		9	0.3%
20510401		9	0.3%
20710301		9	0.3%
20810214		18	0.6%
20810404		9	0.3%
20810713		9	0.3%
20920101		9	0.3%
20920104		9	0.3%
21020504		36	1.3%
21110105		9	0.3%
21110303		9	0.3%
21110603		9	0.3%
21210403		9	0.3%
21210504		9	0.3%
21220201		9	0.3%
21230502		9	0.3%
21231101		9	0.3%
21410104		9	0.3%
21410106		9	0.3%
21410202		9	0.3%
21410801		9	0.3%
21411301		9	0.3%
21411303		24	0.9%
21510902		9	0.3%
21511502		9	0.3%

File : CSEC5D

Parish: Parish/ward

Value	Label	Cases	Percentage
21512002		9	<div><div></div></div> 0.3%
21620203		18	<div><div></div></div> 0.6%
21810302		9	<div><div></div></div> 0.3%
21811504		9	<div><div></div></div> 0.3%
21910313		9	<div><div></div></div> 0.3%
21910317		18	<div><div></div></div> 0.6%
22110902		9	<div><div></div></div> 0.3%
22110905		9	<div><div></div></div> 0.3%
22210602		9	<div><div></div></div> 0.3%
22310805		9	<div><div></div></div> 0.3%
22312002		9	<div><div></div></div> 0.3%
22312101		18	<div><div></div></div> 0.6%
22312103		9	<div><div></div></div> 0.3%
22312601		9	<div><div></div></div> 0.3%
22312801		9	<div><div></div></div> 0.3%
22410505		9	<div><div></div></div> 0.3%
22510304		9	<div><div></div></div> 0.3%
22511103		9	<div><div></div></div> 0.3%
22610101		9	<div><div></div></div> 0.3%
22610302		9	<div><div></div></div> 0.3%
22610303		9	<div><div></div></div> 0.3%
22610405		9	<div><div></div></div> 0.3%
22810203		9	<div><div></div></div> 0.3%
23010709		9	<div><div></div></div> 0.3%
23210104		9	<div><div></div></div> 0.3%
23220304		9	<div><div></div></div> 0.3%
30210102		9	<div><div></div></div> 0.3%
30220105		9	<div><div></div></div> 0.3%
30220107		9	<div><div></div></div> 0.3%
30220302		9	<div><div></div></div> 0.3%
30220405		9	<div><div></div></div> 0.3%
30220505		9	<div><div></div></div> 0.3%
30320102		9	<div><div></div></div> 0.3%
30320207		9	<div><div></div></div> 0.3%
30320405		9	<div><div></div></div> 0.3%
30340204		9	<div><div></div></div> 0.3%
30340401		9	<div><div></div></div> 0.3%
30340403		9	<div><div></div></div> 0.3%
30340507		9	<div><div></div></div> 0.3%
30350304		9	<div><div></div></div> 0.3%
30350402		9	<div><div></div></div> 0.3%
30410201		9	<div><div></div></div> 0.3%
30420401		9	<div><div></div></div> 0.3%

File : CSEC5D

Parish: Parish/ward

Value	Label	Cases	Percentage
30420402		9	0.3%
30430104		9	0.3%
30510208		9	0.3%
30610203		9	0.3%
30610301		18	0.6%
30610601		9	0.3%
30710802		9	0.3%
30710803		9	0.3%
30720203		9	0.3%
30810206		9	0.3%
30910205		9	0.3%
30910305		9	0.3%
30920406		9	0.3%
31010202		9	0.3%
31020603		9	0.3%
31020604		9	0.3%
31020706		9	0.3%
31110302		18	0.6%
31130201		9	0.3%
31210502		9	0.3%
31310205		9	0.3%
31310403		9	0.3%
31410304		9	0.3%
31710101		9	0.3%
31710202		9	0.3%
31710605		9	0.3%
31810302		18	0.6%
31810705		9	0.3%
31811402		9	0.3%
31910303		9	0.3%
31910508		9	0.3%
31910702		9	0.3%
32010303		9	0.3%
32010808		9	0.3%
32110304		9	0.3%
32110505		9	0.3%
32110601		9	0.3%
32110706		9	0.3%
32210802		9	0.3%
32211104		9	0.3%
32310403		9	0.3%
32310604		9	0.3%
32310701		9	0.3%

File : CSEC5D

Parish: Parish/ward

Value	Label	Cases	Percentage
32310802		9	<div></div> 0.3%
32510102		9	<div></div> 0.3%
32510305		9	<div></div> 0.3%
32510306		18	<div></div> 0.6%
32710303		9	<div></div> 0.3%
32910602		9	<div></div> 0.3%
33010701		9	<div></div> 0.3%
33010703		9	<div></div> 0.3%
33011001		9	<div></div> 0.3%
40220705		9	<div></div> 0.3%
40220805		9	<div></div> 0.3%
40310102		9	<div></div> 0.3%
40310505		9	<div></div> 0.3%
40320102		9	<div></div> 0.3%
40320504		9	<div></div> 0.3%
40330104		9	<div></div> 0.3%
40410203		9	<div></div> 0.3%
40420704		9	<div></div> 0.3%
40440303		9	<div></div> 0.3%
40510402		9	<div></div> 0.3%
40520803		9	<div></div> 0.3%
40521103		9	<div></div> 0.3%
40530104		9	<div></div> 0.3%
40530203		9	<div></div> 0.3%
40610804		9	<div></div> 0.3%
40620102		9	<div></div> 0.3%
40621003		9	<div></div> 0.3%
40621201		9	<div></div> 0.3%
40630307		9	<div></div> 0.3%
40720204		9	<div></div> 0.3%
40720501		9	<div></div> 0.3%
40730303		9	<div></div> 0.3%
40730604		9	<div></div> 0.3%
40810201		9	<div></div> 0.3%
40811202		9	<div></div> 0.3%
40811304		9	<div></div> 0.3%
40910104		9	<div></div> 0.3%
40920305		9	<div></div> 0.3%
40930103		9	<div></div> 0.3%
41010204		9	<div></div> 0.3%
41010502		9	<div></div> 0.3%
41020101		18	<div></div> 0.6%
41030306		9	<div></div> 0.3%

File : CSEC5D

Parish: Parish/ward

Value	Label	Cases	Percentage	
41110301		9	<div></div>	0.3%
41120302		9	<div></div>	0.3%
41130202		9	<div></div>	0.3%
41130402		9	<div></div>	0.3%
41140202		9	<div></div>	0.3%
41140303		9	<div></div>	0.3%
41210304		9	<div></div>	0.3%
41220107		9	<div></div>	0.3%
41220304		9	<div></div>	0.3%
41411601		9	<div></div>	0.3%
41510502		9	<div></div>	0.3%
41510608		9	<div></div>	0.3%
41511004		9	<div></div>	0.3%
41511407		9	<div></div>	0.3%
41710101		9	<div></div>	0.3%
41710201		9	<div></div>	0.3%
41710401		9	<div></div>	0.3%
41710501		9	<div></div>	0.3%
41711004		9	<div></div>	0.3%
41711404		9	<div></div>	0.3%
41810403		9	<div></div>	0.3%
41820102		9	<div></div>	0.3%
41820201		9	<div></div>	0.3%
41820907		9	<div></div>	0.3%
41920402		9	<div></div>	0.3%
42010704		9	<div></div>	0.3%
42010803		9	<div></div>	0.3%
42110801		9	<div></div>	0.3%
42210204		9	<div></div>	0.3%
42310905		9	<div></div>	0.3%
42610402		9	<div></div>	0.3%

Warning: these figures indicate the number of cases found in the data file. They cannot be interpreted as summary statistics of the population of interest.

Villagecode: Village code

Information	[Type= discrete] [Format=numeric] [Range= 1012040204-4261040201] [Missing=*]			
Statistics [NW/ W]	[Valid=2787 /-] [Invalid=0 /-]			
Value	Label	Cases	Percentage	
1012040204		9	<div></div>	0.3%
1021010402		9	<div></div>	0.3%
1021010802		9	<div></div>	0.3%
1021020205		9	<div></div>	0.3%
1021020504		9	<div></div>	0.3%
1021020601		9	<div></div>	0.3%
1021020805		9	<div></div>	0.3%

File : CSEC5D

Villagecode: Village code

Value	Label	Cases	Percentage
1021030109		9	0.3%
1021030203		9	0.3%
1021030412		9	0.3%
1021030504		9	0.3%
1021030509		9	0.3%
1021030606		9	0.3%
1021030803		9	0.3%
1021030904		18	0.6%
1021031208		9	0.3%
1021040102		9	0.3%
1021040203		9	0.3%
1021041002		9	0.3%
1021041118		9	0.3%
1021041701		9	0.3%
1021041903		9	0.3%
1021050106		9	0.3%
1021050307		9	0.3%
1021050405		18	0.6%
1021051004		9	0.3%
1021051305		9	0.3%
1021051506		9	0.3%
1021051832		9	0.3%
1031050505		9	0.3%
1041020405		9	0.3%
1041040304		9	0.3%
1041050403		9	0.3%
1042080404		9	0.3%
1051050201		9	0.3%
1061010108		9	0.3%
1061010902		9	0.3%
1061060602		9	0.3%
1071050302		9	0.3%
1071050503		9	0.3%
1072020601		9	0.3%
1073020305		9	0.3%
1073050702		9	0.3%
1081060309		9	0.3%
1083010101		9	0.3%
1083010505		9	0.3%
1083050204		9	0.3%
1101050107		9	0.3%
1102030601		9	0.3%
1102040107		9	0.3%

File : CSEC5D

Villagecode: Village code

Value	Label	Cases	Percentage	
1102060309		9	<div></div>	0.3%
1102070403		9	<div></div>	0.3%
1103050102		9	<div></div>	0.3%
1103060102		9	<div></div>	0.3%
1111020105		9	<div></div>	0.3%
1112020403		9	<div></div>	0.3%
1112020618		9	<div></div>	0.3%
1121020302		9	<div></div>	0.3%
1121040209		9	<div></div>	0.3%
1122030104		9	<div></div>	0.3%
1122040303		9	<div></div>	0.3%
1131050402		9	<div></div>	0.3%
1131050505		9	<div></div>	0.3%
1131110205		9	<div></div>	0.3%
1131120307		9	<div></div>	0.3%
1131130204		9	<div></div>	0.3%
1131130602		9	<div></div>	0.3%
1133030101		9	<div></div>	0.3%
1133030109		9	<div></div>	0.3%
1133030504		9	<div></div>	0.3%
1133040308		9	<div></div>	0.3%
1133060601		9	<div></div>	0.3%
1133070102		9	<div></div>	0.3%
1151030204		9	<div></div>	0.3%
1151040307		9	<div></div>	0.3%
1152020907		9	<div></div>	0.3%
1152030702		9	<div></div>	0.3%
1152050405		9	<div></div>	0.3%
1152070306		9	<div></div>	0.3%
1161020501		9	<div></div>	0.3%
1171030802		9	<div></div>	0.3%
1171040504		9	<div></div>	0.3%
1171100309		9	<div></div>	0.3%
1171100312		9	<div></div>	0.3%
1181010407		9	<div></div>	0.3%
1191030304		9	<div></div>	0.3%
1201050202		9	<div></div>	0.3%
1221020604		9	<div></div>	0.3%
1221050203		9	<div></div>	0.3%
1221060206		9	<div></div>	0.3%
1231080303		9	<div></div>	0.3%
1241010603		9	<div></div>	0.3%
1241030216		9	<div></div>	0.3%

File : CSEC5D

Villagecode: Village code

Value	Label	Cases	Percentage
1241040102		9	0.3%
1241070106		9	0.3%
1241080210		9	0.3%
2011060205		27	1.0%
2011100902		9	0.3%
2032020304		9	0.3%
2033010101		18	0.6%
2033030403		9	0.3%
2041010302		9	0.3%
2041020405		9	0.3%
2042030105		9	0.3%
2043010103		9	0.3%
2043010202		9	0.3%
2043020514		9	0.3%
2051040101		9	0.3%
2071030105		9	0.3%
2081021402		18	0.6%
2081040401		9	0.3%
2081071301		9	0.3%
2092010105		9	0.3%
2092010401		9	0.3%
2102050401		36	1.3%
2111010504		9	0.3%
2111030302		9	0.3%
2111060303		9	0.3%
2121040306		9	0.3%
2121050407		9	0.3%
2122020101		9	0.3%
2123050204		9	0.3%
2123110101		9	0.3%
2141010403		9	0.3%
2141010604		9	0.3%
2141020206		9	0.3%
2141080105		9	0.3%
2141130103		9	0.3%
2141130307		24	0.9%
2151090208		9	0.3%
2151150202		9	0.3%
2151200204		9	0.3%
2162020306		18	0.6%
2181030213		9	0.3%
2181150401		9	0.3%
2191031301		9	0.3%

File : CSEC5D

Villagecode: Village code

Value	Label	Cases	Percentage
2191031702		18	<div></div> 0.6%
2211090203		9	<div></div> 0.3%
2211090505		9	<div></div> 0.3%
2221060201		9	<div></div> 0.3%
2231080506		9	<div></div> 0.3%
2231200204		9	<div></div> 0.3%
2231210104		9	<div></div> 0.3%
2231210105		9	<div></div> 0.3%
2231210302		9	<div></div> 0.3%
2231260115		9	<div></div> 0.3%
2231280102		9	<div></div> 0.3%
2241050511		9	<div></div> 0.3%
2251030415		9	<div></div> 0.3%
2251110322		9	<div></div> 0.3%
2261010102		9	<div></div> 0.3%
2261030205		9	<div></div> 0.3%
2261030301		9	<div></div> 0.3%
2261040510		9	<div></div> 0.3%
2281020304		9	<div></div> 0.3%
2301070905		9	<div></div> 0.3%
2321010406		9	<div></div> 0.3%
2322030405		9	<div></div> 0.3%
3021010215		9	<div></div> 0.3%
3022010508		9	<div></div> 0.3%
3022010708		9	<div></div> 0.3%
3022030205		9	<div></div> 0.3%
3022040505		9	<div></div> 0.3%
3022050502		9	<div></div> 0.3%
3032010205		9	<div></div> 0.3%
3032020706		9	<div></div> 0.3%
3032040506		9	<div></div> 0.3%
3034020408		9	<div></div> 0.3%
3034040102		9	<div></div> 0.3%
3034040304		9	<div></div> 0.3%
3034050711		9	<div></div> 0.3%
3035030411		9	<div></div> 0.3%
3035040205		9	<div></div> 0.3%
3041020101		9	<div></div> 0.3%
3042040105		9	<div></div> 0.3%
3042040201		9	<div></div> 0.3%
3043010404		9	<div></div> 0.3%
3051020803		9	<div></div> 0.3%
3061020306		9	<div></div> 0.3%

File : CSEC5D

Villagecode: Village code

Value	Label	Cases	Percentage
3061030101		18	<div></div> 0.6%
3061060103		9	<div></div> 0.3%
3071080206		9	<div></div> 0.3%
3071080301		9	<div></div> 0.3%
3072020302		9	<div></div> 0.3%
3081020606		9	<div></div> 0.3%
3091020502		9	<div></div> 0.3%
3091030501		9	<div></div> 0.3%
3092040606		9	<div></div> 0.3%
3101020203		9	<div></div> 0.3%
3102060309		9	<div></div> 0.3%
3102060408		9	<div></div> 0.3%
3102070603		9	<div></div> 0.3%
3111030202		18	<div></div> 0.6%
3113020101		9	<div></div> 0.3%
3121050202		9	<div></div> 0.3%
3131020505		9	<div></div> 0.3%
3131040312		9	<div></div> 0.3%
3141030403		9	<div></div> 0.3%
3171010102		9	<div></div> 0.3%
3171020201		9	<div></div> 0.3%
3171060512		9	<div></div> 0.3%
3181030204		18	<div></div> 0.6%
3181070501		9	<div></div> 0.3%
3181140207		9	<div></div> 0.3%
3191030304		9	<div></div> 0.3%
3191050803		9	<div></div> 0.3%
3191070202		9	<div></div> 0.3%
3201030323		9	<div></div> 0.3%
3201080801		9	<div></div> 0.3%
3211030405		9	<div></div> 0.3%
3211050502		9	<div></div> 0.3%
3211060105		9	<div></div> 0.3%
3211070617		9	<div></div> 0.3%
3221080206		9	<div></div> 0.3%
3221110412		9	<div></div> 0.3%
3231040301		9	<div></div> 0.3%
3231060409		9	<div></div> 0.3%
3231070104		9	<div></div> 0.3%
3231080204		9	<div></div> 0.3%
3251010205		9	<div></div> 0.3%
3251030508		9	<div></div> 0.3%
3251030601		9	<div></div> 0.3%

File : CSEC5D

Villagecode: Village code

Value	Label	Cases	Percentage	
3251030602		9	<div></div>	0.3%
3271030305		9	<div></div>	0.3%
3291060206		9	<div></div>	0.3%
3301070101		9	<div></div>	0.3%
3301070303		9	<div></div>	0.3%
3301100102		9	<div></div>	0.3%
4022070507		9	<div></div>	0.3%
4022080505		9	<div></div>	0.3%
4031010202		9	<div></div>	0.3%
4031050502		9	<div></div>	0.3%
4032010205		9	<div></div>	0.3%
4032050403		9	<div></div>	0.3%
4033010412		9	<div></div>	0.3%
4041020302		9	<div></div>	0.3%
4042070409		9	<div></div>	0.3%
4044030303		9	<div></div>	0.3%
4051040205		9	<div></div>	0.3%
4052080304		9	<div></div>	0.3%
4052110310		9	<div></div>	0.3%
4053010409		9	<div></div>	0.3%
4053020304		9	<div></div>	0.3%
4061080401		9	<div></div>	0.3%
4062010203		9	<div></div>	0.3%
4062100306		9	<div></div>	0.3%
4062120102		9	<div></div>	0.3%
4063030706		9	<div></div>	0.3%
4072020402		9	<div></div>	0.3%
4072050104		9	<div></div>	0.3%
4073030305		9	<div></div>	0.3%
4073060419		9	<div></div>	0.3%
4081020104		9	<div></div>	0.3%
4081120206		9	<div></div>	0.3%
4081130406		9	<div></div>	0.3%
4091010401		9	<div></div>	0.3%
4092030509		9	<div></div>	0.3%
4093010304		9	<div></div>	0.3%
4101020405		9	<div></div>	0.3%
4101050204		9	<div></div>	0.3%
4102010106		9	<div></div>	0.3%
4102010107		9	<div></div>	0.3%
4103030601		9	<div></div>	0.3%
4111030105		9	<div></div>	0.3%
4112030202		9	<div></div>	0.3%

File : CSEC5D

Villagecode: Village code

Value	Label	Cases	Percentage	
4113020204		9	<div></div>	0.3%
4113040203		9	<div></div>	0.3%
4114020204		9	<div></div>	0.3%
4114030308		9	<div></div>	0.3%
4121030414		9	<div></div>	0.3%
4122010704		9	<div></div>	0.3%
4122030405		9	<div></div>	0.3%
4141160106		9	<div></div>	0.3%
4151050204		9	<div></div>	0.3%
4151060812		9	<div></div>	0.3%
4151100404		9	<div></div>	0.3%
4151140703		9	<div></div>	0.3%
4171010109		9	<div></div>	0.3%
4171020103		9	<div></div>	0.3%
4171040107		9	<div></div>	0.3%
4171050107		9	<div></div>	0.3%
4171100404		9	<div></div>	0.3%
4171140402		9	<div></div>	0.3%
4181040301		9	<div></div>	0.3%
4182010203		9	<div></div>	0.3%
4182020104		9	<div></div>	0.3%
4182090702		9	<div></div>	0.3%
4192040205		9	<div></div>	0.3%
4201070403		9	<div></div>	0.3%
4201080309		9	<div></div>	0.3%
4211080107		9	<div></div>	0.3%
4221020401		9	<div></div>	0.3%
4231090509		9	<div></div>	0.3%
4261040201		9	<div></div>	0.3%

Warning: these figures indicate the number of cases found in the data file. They cannot be interpreted as summary statistics of the population of interest.

Roads_ID: CFWTConstraint

Information	[Type= discrete] [Format=numeric] [Range= 1-9] [Missing=*]			
Statistics [NW/ W]	[Valid=2787 /-] [Invalid=0 /-]			
Value	Label	Cases	Percentage	
1	Delayed remittance of funds	311	<div></div>	11.2%
2	Inadequate facilities	309	<div></div>	11.1%
3	Inadequate staff	309	<div></div>	11.1%
4	Wide road network	309	<div></div>	11.1%
5	Lack of people's interest	309	<div></div>	11.1%
6	Inadequate funding	309	<div></div>	11.1%
7	Low pay to staff	311	<div></div>	11.2%
8	Insecurity	309	<div></div>	11.1%
9	Other	311	<div></div>	11.2%

File : CSEC5D			
# Roads_ID: CFWTConstraint			
<i>Warning: these figures indicate the number of cases found in the data file. They cannot be interpreted as summary statistics of the population of interest.</i>			
# C5DQ22: RANK UP TO 3 SOURCES BY IMPORTANCE			
Information	[Type= discrete] [Format=numeric] [Range= 1-4] [Missing=*]		
Statistics [NW/ W]	[Valid=2101 /-] [Invalid=686 /-]		
Value	Label	Cases	Percentage
1		233	<div><div></div></div> 11.1%
2		233	<div><div></div></div> 11.1%
3		220	<div><div></div></div> 10.5%
4		1415	<div><div></div></div> 67.3%
Sysmiss		686	
<i>Warning: these figures indicate the number of cases found in the data file. They cannot be interpreted as summary statistics of the population of interest.</i>			
# Other_C5DQ22: Other constraints faced by this sub-county in terms if maintenance and repair of			
Information	[Type= discrete] [Format=character] [Missing=*]		
Statistics [NW/ W]	[Valid=89 /-] [Invalid=0 /-]		
Value	Label	Cases	Percentage
BAD WEATHER		7	<div><div></div></div> 7.9%
CHIEFS DONT SHOW US RELEASES FROM THE GOVERNMENT		1	<div><div></div></div> 1.1%
CHIEFS DONT US RELEASES FROM GOVERNMENT		1	<div><div></div></div> 1.1%
COMPENSATIO ISSUES		1	<div><div></div></div> 1.1%
CORRUPT LEADERS IN WORKS DEPARTMENT		1	<div><div></div></div> 1.1%
DESTRUCTION: FROM THE COMMUNITIES BY THEIR ANIMALS		1	<div><div></div></div> 1.1%
Government bureacracy		1	<div><div></div></div> 1.1%
Grader/Tractor		1	<div><div></div></div> 1.1%
HEAVY RAINS WHICH DESTROY THE ROADS		1	<div><div></div></div> 1.1%
HEAVY TRUCKS WHICH CAUSE POTHOLE AND ALSO THE WEATHER WHICH LEADS		1	<div><div></div></div> 1.1%

File : CSEC5D

Other_C5DQ22: Other constraints faced by this sub-county in terms if maintenance and repair of

Value	Label	Cases	Percentage
TO CHOCKING OF THE CULVERTS			
Hard to reach areas		1	 1.1%
Hard to reach areas (Islands)		1	 1.1%
Heavy Trucks		1	 1.1%
IN ADEQUATE EQUIPMENTS		1	 1.1%
INDEQUATE MACHINERY BY THE DISTRICT FOR USING		1	 1.1%
KICKBACKS DURING PROCUREMENT PROCESS LEAD TO SHOODY WORK		1	 1.1%
LACK OF EQUIPMENT		1	 1.1%
LACK OF EQUIPMENTS		1	 1.1%
LACK OF EQUIPMENTS LIKE TRACTORS/ GRADERS		1	 1.1%
LACK OF EQUIPMQENT		1	 1.1%
LACK OF SUPPERVISION BY DISTRICT BSE OF LACK OF MAN POWER		1	 1.1%
LACK OF THE TRACTOR/ GRADER		1	 1.1%
LARGE SWAMPSS		1	 1.1%
LONG DISTANCE FROM THE DISTRICT HEADQUATERS		1	 1.1%
Lack of equipment		4	 4.5%
Lack of fund to compensation.		1	 1.1%
Lack of tractors/ grader		1	 1.1%

File : CSEC5D

Other_C5DQ22: Other constraints faced by this sub-county in terms if maintenance and repair of

Value	Label	Cases	Percentage
MOST ROADS PASS THROUGH SWAMPY AREAS		1	1.1%
Many Swamps		1	1.1%
NATIONAL CALAMITIES		1	1.1%
NATURAL TERRAIN		1	1.1%
NATURE OF LAND (HILLY)		1	1.1%
NATURE OF LAND AND HEAVY RAINS WHICH KEEP ON WASHING AWAY SOILS		1	1.1%
NATURE OF LAND(HILLY)		1	1.1%
NATURE OF LAND(Too hilly)		1	1.1%
NATURE OF PLANNING TOP BOTTOM		1	1.1%
NO FUNDING		2	2.2%
NO OWNERSHIP OF LAND		1	1.1%
NO VALUE FOR MONEY SINCE CONTRACTS AWARDED BY DISTRICT		1	1.1%
No maintenance funds		1	1.1%
PEOPLE NEED TO BE PAID FOR THEIR PROPERTY		1	1.1%
POLITICAL INFLUENCE		1	1.1%
POLITICAL INTERFERANCE		1	1.1%
POOR LAND SCAPE		3	3.4%
Poor local revenue		1	1.1%
Poor road equipment		1	1.1%
Poor weather		1	1.1%

File : CSEC5D

Other_C5DQ22: Other constraints faced by this sub-county in terms if maintenance and repair of

Value	Label	Cases	Percentage
SHARING OF EQUIPMENT WITH THE DISTRICT		1	1.1%
SHOODY WORK BY CONTRACTORS		2	2.2%
SOIL EROSION		1	1.1%
Swampy areas		1	1.1%
TERRAIN		1	1.1%
THE SUB COUNTY IS TOO HILLY		1	1.1%
THE SUB-COUNTY IS SWAMPY		1	1.1%
THE TENDERING SYSTEM IS TOO BEAURCRATIC		1	1.1%
THE terrains is poor which makes maintainence difficult		2	2.2%
TYPE OF SOIL WHICH IS AFFECTED BY RAIN		1	1.1%
TYPE OF SOILS AND FLOODS		1	1.1%
bad weather		3	3.4%
geographical setting		1	1.1%
heavy trucks		1	1.1%
lack of equipment		1	1.1%
lack of tech support		1	1.1%
lack of tractors		1	1.1%
meanness of land by the communiy		1	1.1%
no revenue base		1	1.1%
poor supervision from technical people due to kick backs		1	1.1%
poor weather		1	1.1%
sugar cane tracks		1	1.1%
terrain		1	1.1%

File : CSEC5D

Other_C5DQ22: Other constraints faced by this sub-county in terms if maintenance and repair of

Value	Label	Cases	Percentage
the nature of the area		1	<div><div></div></div> 1.1%
topograph		1	<div><div></div></div> 1.1%
we lack a ferry to cross over to Amolator and Kaberamaido yet the distance is near		1	<div><div></div></div> 1.1%

Warning: these figures indicate the number of cases found in the data file. They cannot be interpreted as summary statistics of the population of interest.

C5DQ23: How has the situation changed in the last 2 years?

Information	[Type= discrete] [Format=numeric] [Range= 1-3] [Missing=*]
Statistics [NW/ W]	[Valid=687 /-] [Invalid=2100 /-]

Value	Label	Cases	Percentage
1	Improved	158	<div><div></div></div> 23.0%
2	Same	367	<div><div></div></div> 53.4%
3	Worsened	162	<div><div></div></div> 23.6%
Sysmiss		2100	

Warning: these figures indicate the number of cases found in the data file. They cannot be interpreted as summary statistics of the population of interest.

Survey_Visit: Select visit 1 or 2 for the entire survey

Information	[Type= discrete] [Format=numeric] [Range= 1-2] [Missing=*]
Statistics [NW/ W]	[Valid=2787 /-] [Invalid=0 /-]

Value	Label	Cases	Percentage
1	Visit 1	360	<div><div></div></div> 12.9%
2	Visit 2	2427	<div><div></div></div> 87.1%

Warning: these figures indicate the number of cases found in the data file. They cannot be interpreted as summary statistics of the population of interest.

Infrastructure_Response: Road Infrastructure Response Status

Information	[Type= discrete] [Format=numeric] [Range= 1-3] [Missing=*]
Statistics [NW/ W]	[Valid=2289 /-] [Invalid=498 /-]

Value	Label	Cases	Percentage
1	Completed	1506	<div><div></div></div> 65.8%
2	Partially Done	288	<div><div></div></div> 12.6%
3	Not Done	495	<div><div></div></div> 21.6%
Sysmiss		498	

Warning: these figures indicate the number of cases found in the data file. They cannot be interpreted as summary statistics of the population of interest.

Reason_Road_Inf_Not_Done: Reason Road Infrastructure not done

Information	[Type= discrete] [Format=character] [Missing=*]
Statistics [NW/ W]	[Valid=486 /-]

Value	Label	Cases	Percentage
Away from office		9	<div><div></div></div> 1.9%
COMPETENT RESPONDENT		9	<div><div></div></div> 1.9%

File : CSEC5D

Reason_Road_Inf_Not_Done: Reason Road Infrastructure not done

Value	Label	Cases	Percentage
NOT AVAILABLE			
COMPLETED VISIT 1		18	<div></div> 3.7%
City Authority not accessed		9	<div></div> 1.9%
Completed during first visit		9	<div></div> 1.9%
DIV ENG DOES NOT HAVE THE NEEDED INFORM.HAS DIRECTED ME KCCA HEAD OFFICE		9	<div></div> 1.9%
DIV ENGINEER NOT IN POSITION TO GIVE DATA		9	<div></div> 1.9%
Done complete visit 1		9	<div></div> 1.9%
ENGINEER WAS AWAY. CALL BACK. VISIT 1. ON VISIT 2 THE ENGINEER IS SAYING HE IS VERY BUSY THAT I WILL HAVE TO WAIT FOR HIM FOR SOME TIME SO THAT HE GIVES ME TIME.		9	<div></div> 1.9%
HOLIDAY		27	<div></div> 5.6%
Had already been done during first visit.		9	<div></div> 1.9%
Hospital Level		9	<div></div> 1.9%
Islands. No roads.		9	<div></div> 1.9%
Its holiday time and none of the staff members stays around		9	<div></div> 1.9%
Knowledgeable staff not in office		9	<div></div> 1.9%
NOT DONE, ITS A WEEKEND		9	<div></div> 1.9%
NOT IN OFFICE		9	<div></div> 1.9%

File : CSEC5D

Reason_Road_Inf_Not_Done: Reason Road Infrastructure not done

Value	Label	Cases	Percentage
Needed Appointment		9	<div></div> 1.9%
ROAD INACCESSIBLE TO THE SCHOOL DUE TO HEAVY RAINS		9	<div></div> 1.9%
SCHOOL CLOSED AS TEACHERS HAVE GONE FOR THE TWO DAYS VERIFICATION EXERCISE		9	<div></div> 1.9%
SCHOOL CLOSED FOR HOLIDAYS AND NO PERSON AVAILABLE TO GET INFORMATION FROM		9	<div></div> 1.9%
Shared with cluster 1171100312		9	<div></div> 1.9%
THE HEADMASTER WANTED A LETTER FROM THE TOWN CLERK NOT FROM THE CAO, THE TOWN CLERK WAS NOT IN OFFICE		9	<div></div> 1.9%
THE SUBCOUNTY CHIEF HAD NO INFORMATION BUT PROMISED TO GIVE IT NEXT TIME WE VISIT.		9	<div></div> 1.9%
TOWN ENGINEER WAS IN KAMPALA FOR HIS EXAMS.		9	<div></div> 1.9%
The engineer has been too busy but promised to avail me with		9	<div></div> 1.9%

File : CSEC5D

Reason_Road_Inf_Not_Done: Reason Road Infrastructure not done

Value	Label	Cases	Percentage
all the necessary information			
The school was closed for holidays and there was no one at school at the time of visit		9	<div><div></div></div> 1.9%
The sub county Engineer was in Mbarara for some days. To be done in Second Visit		9	<div><div></div></div> 1.9%
WEEKEND		9	<div><div></div></div> 1.9%
WEEKEND - STAFF NOT AVAILABLE		9	<div><div></div></div> 1.9%
Weekend		9	<div><div></div></div> 1.9%
Weekend and strted holidays early.		9	<div><div></div></div> 1.9%
data collected by another team in trip 1		9	<div><div></div></div> 1.9%
engineer not in office		9	<div><div></div></div> 1.9%
holiday		27	<div><div></div></div> 5.6%
holiday but had refused to be interviewed, that they have never seen any change since they started the exercise with us. we were warned never to go back there since they get hlp from church and not the government.		9	<div><div></div></div> 1.9%
holidays and no respondent wasn't available.		9	<div><div></div></div> 1.9%
its time for holiday so no one was found in the school		9	<div><div></div></div> 1.9%
no officials in the sub-county during the two visits made.		9	<div><div></div></div> 1.9%
no school at the island		9	<div><div></div></div> 1.9%
no staff at subcounty		9	<div><div></div></div> 1.9%

File : CSEC5D

Reason_Road_Inf_Not_Done: Reason Road Infrastructure not done

Value	Label	Cases	Percentage
nobody in office		9	<div></div> 1.9%
person responsible was absent at time of visit		9	<div></div> 1.9%
school closed for holidays and the responsible people do not stay in the quarters		9	<div></div> 1.9%
subcounty inaccessible - rains made road bad		9	<div></div> 1.9%
weekend		18	<div></div> 3.7%
weekend - no staff		9	<div></div> 1.9%
weekend came before the interview and i had to travel to the next district. it will be done in visit two		9	<div></div> 1.9%

Warning: these figures indicate the number of cases found in the data file. They cannot be interpreted as summary statistics of the population of interest.

File : CSEC5E

District_Name: District name

Information [Type= discrete] [Format=numeric] [Range= 101-426] [Missing=*]

Statistics [NW/ W] [Valid=311 /-] [Invalid=0 /-]

Value	Label	Cases	Percentage
101		1	0.3%
102		30	9.6%
103		1	0.3%
104		4	1.3%
105		1	0.3%
106		3	1.0%
107		5	1.6%
108		4	1.3%
110		7	2.3%
111		3	1.0%
112		4	1.3%
113		12	3.9%
115		6	1.9%
116		1	0.3%
117		4	1.3%
118		1	0.3%
119		1	0.3%
120		1	0.3%
122		3	1.0%
123		1	0.3%
124		5	1.6%
201		4	1.3%
203		4	1.3%
204		6	1.9%
205		1	0.3%
207		1	0.3%
208		4	1.3%
209		2	0.6%
210		4	1.3%
211		3	1.0%
212		5	1.6%
214		9	2.9%
215		3	1.0%
216		2	0.6%
218		2	0.6%
219		3	1.0%
221		2	0.6%
222		1	0.3%
223		7	2.3%
224		1	0.3%
225		2	0.6%

File : CSEC5E

District_Name: District name

Value	Label	Cases	Percentage
226		4	1.3%
228		1	0.3%
230		1	0.3%
232		2	0.6%
302		6	1.9%
303		9	2.9%
304		4	1.3%
305		1	0.3%
306		4	1.3%
307		3	1.0%
308		1	0.3%
309		3	1.0%
310		4	1.3%
311		3	1.0%
312		1	0.3%
313		2	0.6%
314		1	0.3%
317		3	1.0%
318		4	1.3%
319		3	1.0%
320		2	0.6%
321		4	1.3%
322		2	0.6%
323		4	1.3%
325		4	1.3%
327		1	0.3%
329		1	0.3%
330		3	1.0%
402		2	0.6%
403		5	1.6%
404		3	1.0%
405		5	1.6%
406		5	1.6%
407		4	1.3%
408		3	1.0%
409		3	1.0%
410		5	1.6%
411		6	1.9%
412		3	1.0%
414		1	0.3%
415		4	1.3%
417		6	1.9%
418		4	1.3%

File : CSEC5E

District_Name: District name

Value	Label	Cases	Percentage
419		1	0.3%
420		2	0.6%
421		1	0.3%
422		1	0.3%
423		1	0.3%
426		1	0.3%

Warning: these figures indicate the number of cases found in the data file. They cannot be interpreted as summary statistics of the population of interest.

SubCounty: Sub-county/division/town council

Information	[Type= discrete] [Format=numeric] [Range= 101204-426104] [Missing=*]
Statistics [NW/ W]	[Valid=311 /-] [Invalid=0 /-]

Value	Label	Cases	Percentage
101204		1	0.3%
102101		2	0.6%
102102		4	1.3%
102103		10	3.2%
102104		6	1.9%
102105		8	2.6%
103105		1	0.3%
104102		1	0.3%
104104		1	0.3%
104105		1	0.3%
104208		1	0.3%
105105		1	0.3%
106101		2	0.6%
106106		1	0.3%
107105		2	0.6%
107202		1	0.3%
107302		1	0.3%
107305		1	0.3%
108106		1	0.3%
108301		2	0.6%
108305		1	0.3%
110105		1	0.3%
110203		1	0.3%
110204		1	0.3%
110206		1	0.3%
110207		1	0.3%
110305		1	0.3%
110306		1	0.3%
111102		1	0.3%
111202		2	0.6%
112102		1	0.3%
112104		1	0.3%

File : CSEC5E

SubCounty: Sub-county/division/town council

Value	Label	Cases	Percentage
112203		1	0.3%
112204		1	0.3%
113105		2	0.6%
113111		1	0.3%
113112		1	0.3%
113113		2	0.6%
113303		3	1.0%
113304		1	0.3%
113306		1	0.3%
113307		1	0.3%
115103		1	0.3%
115104		1	0.3%
115202		1	0.3%
115203		1	0.3%
115205		1	0.3%
115207		1	0.3%
116102		1	0.3%
117103		1	0.3%
117104		1	0.3%
117110		2	0.6%
118101		1	0.3%
119103		1	0.3%
120105		1	0.3%
122102		1	0.3%
122105		1	0.3%
122106		1	0.3%
123108		1	0.3%
124101		1	0.3%
124103		1	0.3%
124104		1	0.3%
124107		1	0.3%
124108		1	0.3%
201106		3	1.0%
201110		1	0.3%
203202		1	0.3%
203301		2	0.6%
203303		1	0.3%
204101		1	0.3%
204102		1	0.3%
204203		1	0.3%
204301		2	0.6%
204302		1	0.3%
205104		1	0.3%

File : CSEC5E

SubCounty: Sub-county/division/town council

Value	Label	Cases	Percentage
207103		1	0.3%
208102		2	0.6%
208104		1	0.3%
208107		1	0.3%
209201		2	0.6%
210205		4	1.3%
211101		1	0.3%
211103		1	0.3%
211106		1	0.3%
212104		1	0.3%
212105		1	0.3%
212202		1	0.3%
212305		1	0.3%
212311		1	0.3%
214101		2	0.6%
214102		1	0.3%
214108		1	0.3%
214113		5	1.6%
215109		1	0.3%
215115		1	0.3%
215120		1	0.3%
216202		2	0.6%
218103		1	0.3%
218115		1	0.3%
219103		3	1.0%
221109		2	0.6%
222106		1	0.3%
223108		1	0.3%
223120		1	0.3%
223121		3	1.0%
223126		1	0.3%
223128		1	0.3%
224105		1	0.3%
225103		1	0.3%
225111		1	0.3%
226101		1	0.3%
226103		2	0.6%
226104		1	0.3%
228102		1	0.3%
230107		1	0.3%
232101		1	0.3%
232203		1	0.3%
302101		1	0.3%

File : CSEC5E

SubCounty: Sub-county/division/town council

Value	Label	Cases	Percentage
302201		2	0.6%
302203		1	0.3%
302204		1	0.3%
302205		1	0.3%
303201		1	0.3%
303202		1	0.3%
303204		1	0.3%
303402		1	0.3%
303404		2	0.6%
303405		1	0.3%
303503		1	0.3%
303504		1	0.3%
304102		1	0.3%
304204		2	0.6%
304301		1	0.3%
305102		1	0.3%
306102		1	0.3%
306103		2	0.6%
306106		1	0.3%
307108		2	0.6%
307202		1	0.3%
308102		1	0.3%
309102		1	0.3%
309103		1	0.3%
309204		1	0.3%
310102		1	0.3%
310206		2	0.6%
310207		1	0.3%
311103		2	0.6%
311302		1	0.3%
312105		1	0.3%
313102		1	0.3%
313104		1	0.3%
314103		1	0.3%
317101		1	0.3%
317102		1	0.3%
317106		1	0.3%
318103		2	0.6%
318107		1	0.3%
318114		1	0.3%
319103		1	0.3%
319105		1	0.3%
319107		1	0.3%

File : CSEC5E

SubCounty: Sub-county/division/town council

Value	Label	Cases	Percentage
320103		1	<div></div> 0.3%
320108		1	<div></div> 0.3%
321103		1	<div></div> 0.3%
321105		1	<div></div> 0.3%
321106		1	<div></div> 0.3%
321107		1	<div></div> 0.3%
322108		1	<div></div> 0.3%
322111		1	<div></div> 0.3%
323104		1	<div></div> 0.3%
323106		1	<div></div> 0.3%
323107		1	<div></div> 0.3%
323108		1	<div></div> 0.3%
325101		1	<div></div> 0.3%
325103		3	<div></div> 1.0%
327103		1	<div></div> 0.3%
329106		1	<div></div> 0.3%
330107		2	<div></div> 0.6%
330110		1	<div></div> 0.3%
402207		1	<div></div> 0.3%
402208		1	<div></div> 0.3%
403101		1	<div></div> 0.3%
403105		1	<div></div> 0.3%
403201		1	<div></div> 0.3%
403205		1	<div></div> 0.3%
403301		1	<div></div> 0.3%
404102		1	<div></div> 0.3%
404207		1	<div></div> 0.3%
404403		1	<div></div> 0.3%
405104		1	<div></div> 0.3%
405208		1	<div></div> 0.3%
405211		1	<div></div> 0.3%
405301		1	<div></div> 0.3%
405302		1	<div></div> 0.3%
406108		1	<div></div> 0.3%
406201		1	<div></div> 0.3%
406210		1	<div></div> 0.3%
406212		1	<div></div> 0.3%
406303		1	<div></div> 0.3%
407202		1	<div></div> 0.3%
407205		1	<div></div> 0.3%
407303		1	<div></div> 0.3%
407306		1	<div></div> 0.3%
408102		1	<div></div> 0.3%

File : CSEC5E

SubCounty: Sub-county/division/town council

Value	Label	Cases	Percentage
408112		1	<div></div> 0.3%
408113		1	<div></div> 0.3%
409101		1	<div></div> 0.3%
409203		1	<div></div> 0.3%
409301		1	<div></div> 0.3%
410102		1	<div></div> 0.3%
410105		1	<div></div> 0.3%
410201		2	<div></div> 0.6%
410303		1	<div></div> 0.3%
411103		1	<div></div> 0.3%
411203		1	<div></div> 0.3%
411302		1	<div></div> 0.3%
411304		1	<div></div> 0.3%
411402		1	<div></div> 0.3%
411403		1	<div></div> 0.3%
412103		1	<div></div> 0.3%
412201		1	<div></div> 0.3%
412203		1	<div></div> 0.3%
414116		1	<div></div> 0.3%
415105		1	<div></div> 0.3%
415106		1	<div></div> 0.3%
415110		1	<div></div> 0.3%
415114		1	<div></div> 0.3%
417101		1	<div></div> 0.3%
417102		1	<div></div> 0.3%
417104		1	<div></div> 0.3%
417105		1	<div></div> 0.3%
417110		1	<div></div> 0.3%
417114		1	<div></div> 0.3%
418104		1	<div></div> 0.3%
418201		1	<div></div> 0.3%
418202		1	<div></div> 0.3%
418209		1	<div></div> 0.3%
419204		1	<div></div> 0.3%
420107		1	<div></div> 0.3%
420108		1	<div></div> 0.3%
421108		1	<div></div> 0.3%
422102		1	<div></div> 0.3%
423109		1	<div></div> 0.3%
426104		1	<div></div> 0.3%

Warning: these figures indicate the number of cases found in the data file. They cannot be interpreted as summary statistics of the population of interest.

Parish: Parish/ward

Information [Type= discrete] [Format=numeric] [Range= 10120402-42610402] [Missing=*]

File : CSEC5E

Parish: Parish/ward

Statistics [NW/ W] [Valid=311 /-] [Invalid=0 /-]

Value	Label	Cases	Percentage
10120402		1	0.3%
10210104		1	0.3%
10210108		1	0.3%
10210202		1	0.3%
10210205		1	0.3%
10210206		1	0.3%
10210208		1	0.3%
10210301		1	0.3%
10210302		1	0.3%
10210304		1	0.3%
10210305		2	0.6%
10210306		1	0.3%
10210308		1	0.3%
10210309		2	0.6%
10210312		1	0.3%
10210401		1	0.3%
10210402		1	0.3%
10210410		1	0.3%
10210411		1	0.3%
10210417		1	0.3%
10210419		1	0.3%
10210501		1	0.3%
10210503		1	0.3%
10210504		2	0.6%
10210510		1	0.3%
10210513		1	0.3%
10210515		1	0.3%
10210518		1	0.3%
10310505		1	0.3%
10410204		1	0.3%
10410403		1	0.3%
10410504		1	0.3%
10420804		1	0.3%
10510502		1	0.3%
10610101		1	0.3%
10610109		1	0.3%
10610606		1	0.3%
10710503		1	0.3%
10710505		1	0.3%
10720206		1	0.3%
10730203		1	0.3%
10730507		1	0.3%

File : CSEC5E

Parish: Parish/ward

Value	Label	Cases	Percentage
10810603		1	0.3%
10830101		1	0.3%
10830105		1	0.3%
10830502		1	0.3%
11010501		1	0.3%
11020306		1	0.3%
11020401		1	0.3%
11020603		1	0.3%
11020704		1	0.3%
11030501		1	0.3%
11030601		1	0.3%
11110201		1	0.3%
11120204		1	0.3%
11120206		1	0.3%
11210203		1	0.3%
11210402		1	0.3%
11220301		1	0.3%
11220403		1	0.3%
11310504		1	0.3%
11310505		1	0.3%
11311102		1	0.3%
11311203		1	0.3%
11311302		1	0.3%
11311306		1	0.3%
11330301		2	0.6%
11330305		1	0.3%
11330403		1	0.3%
11330606		1	0.3%
11330701		1	0.3%
11510302		1	0.3%
11510403		1	0.3%
11520209		1	0.3%
11520307		1	0.3%
11520504		1	0.3%
11520703		1	0.3%
11610205		1	0.3%
11710308		1	0.3%
11710405		1	0.3%
11711003		2	0.6%
11810104		1	0.3%
11910303		1	0.3%
12010502		1	0.3%
12210206		1	0.3%

File : CSEC5E

Parish: Parish/ward

Value	Label	Cases	Percentage
12210502		1	0.3%
12210602		1	0.3%
12310803		1	0.3%
12410106		1	0.3%
12410302		1	0.3%
12410401		1	0.3%
12410701		1	0.3%
12410802		1	0.3%
20110602		3	1.0%
20111009		1	0.3%
20320203		1	0.3%
20330101		2	0.6%
20330304		1	0.3%
20410103		1	0.3%
20410204		1	0.3%
20420301		1	0.3%
20430101		1	0.3%
20430102		1	0.3%
20430205		1	0.3%
20510401		1	0.3%
20710301		1	0.3%
20810214		2	0.6%
20810404		1	0.3%
20810713		1	0.3%
20920101		1	0.3%
20920104		1	0.3%
21020504		4	1.3%
21110105		1	0.3%
21110303		1	0.3%
21110603		1	0.3%
21210403		1	0.3%
21210504		1	0.3%
21220201		1	0.3%
21230502		1	0.3%
21231101		1	0.3%
21410104		1	0.3%
21410106		1	0.3%
21410202		1	0.3%
21410801		1	0.3%
21411301		1	0.3%
21411303		4	1.3%
21510902		1	0.3%
21511502		1	0.3%

File : CSEC5E

Parish: Parish/ward

Value	Label	Cases	Percentage
21512002		1	<div></div> 0.3%
21620203		2	<div></div> 0.6%
21810302		1	<div></div> 0.3%
21811504		1	<div></div> 0.3%
21910313		1	<div></div> 0.3%
21910317		2	<div></div> 0.6%
22110902		1	<div></div> 0.3%
22110905		1	<div></div> 0.3%
22210602		1	<div></div> 0.3%
22310805		1	<div></div> 0.3%
22312002		1	<div></div> 0.3%
22312101		2	<div></div> 0.6%
22312103		1	<div></div> 0.3%
22312601		1	<div></div> 0.3%
22312801		1	<div></div> 0.3%
22410505		1	<div></div> 0.3%
22510304		1	<div></div> 0.3%
22511103		1	<div></div> 0.3%
22610101		1	<div></div> 0.3%
22610302		1	<div></div> 0.3%
22610303		1	<div></div> 0.3%
22610405		1	<div></div> 0.3%
22810203		1	<div></div> 0.3%
23010709		1	<div></div> 0.3%
23210104		1	<div></div> 0.3%
23220304		1	<div></div> 0.3%
30210102		1	<div></div> 0.3%
30220105		1	<div></div> 0.3%
30220107		1	<div></div> 0.3%
30220302		1	<div></div> 0.3%
30220405		1	<div></div> 0.3%
30220505		1	<div></div> 0.3%
30320102		1	<div></div> 0.3%
30320207		1	<div></div> 0.3%
30320405		1	<div></div> 0.3%
30340204		1	<div></div> 0.3%
30340401		1	<div></div> 0.3%
30340403		1	<div></div> 0.3%
30340507		1	<div></div> 0.3%
30350304		1	<div></div> 0.3%
30350402		1	<div></div> 0.3%
30410201		1	<div></div> 0.3%
30420401		1	<div></div> 0.3%

File : CSEC5E

Parish: Parish/ward

Value	Label	Cases	Percentage
30420402		1	0.3%
30430104		1	0.3%
30510208		1	0.3%
30610203		1	0.3%
30610301		2	0.6%
30610601		1	0.3%
30710802		1	0.3%
30710803		1	0.3%
30720203		1	0.3%
30810206		1	0.3%
30910205		1	0.3%
30910305		1	0.3%
30920406		1	0.3%
31010202		1	0.3%
31020603		1	0.3%
31020604		1	0.3%
31020706		1	0.3%
31110302		2	0.6%
31130201		1	0.3%
31210502		1	0.3%
31310205		1	0.3%
31310403		1	0.3%
31410304		1	0.3%
31710101		1	0.3%
31710202		1	0.3%
31710605		1	0.3%
31810302		2	0.6%
31810705		1	0.3%
31811402		1	0.3%
31910303		1	0.3%
31910508		1	0.3%
31910702		1	0.3%
32010303		1	0.3%
32010808		1	0.3%
32110304		1	0.3%
32110505		1	0.3%
32110601		1	0.3%
32110706		1	0.3%
32210802		1	0.3%
32211104		1	0.3%
32310403		1	0.3%
32310604		1	0.3%
32310701		1	0.3%

File : CSEC5E

Parish: Parish/ward

Value	Label	Cases	Percentage
32310802		1	0.3%
32510102		1	0.3%
32510305		1	0.3%
32510306		2	0.6%
32710303		1	0.3%
32910602		1	0.3%
33010701		1	0.3%
33010703		1	0.3%
33011001		1	0.3%
40220705		1	0.3%
40220805		1	0.3%
40310102		1	0.3%
40310505		1	0.3%
40320102		1	0.3%
40320504		1	0.3%
40330104		1	0.3%
40410203		1	0.3%
40420704		1	0.3%
40440303		1	0.3%
40510402		1	0.3%
40520803		1	0.3%
40521103		1	0.3%
40530104		1	0.3%
40530203		1	0.3%
40610804		1	0.3%
40620102		1	0.3%
40621003		1	0.3%
40621201		1	0.3%
40630307		1	0.3%
40720204		1	0.3%
40720501		1	0.3%
40730303		1	0.3%
40730604		1	0.3%
40810201		1	0.3%
40811202		1	0.3%
40811304		1	0.3%
40910104		1	0.3%
40920305		1	0.3%
40930103		1	0.3%
41010204		1	0.3%
41010502		1	0.3%
41020101		2	0.6%
41030306		1	0.3%

File : CSEC5E

Parish: Parish/ward

Value	Label	Cases	Percentage	
41110301		1	<div></div>	0.3%
41120302		1	<div></div>	0.3%
41130202		1	<div></div>	0.3%
41130402		1	<div></div>	0.3%
41140202		1	<div></div>	0.3%
41140303		1	<div></div>	0.3%
41210304		1	<div></div>	0.3%
41220107		1	<div></div>	0.3%
41220304		1	<div></div>	0.3%
41411601		1	<div></div>	0.3%
41510502		1	<div></div>	0.3%
41510608		1	<div></div>	0.3%
41511004		1	<div></div>	0.3%
41511407		1	<div></div>	0.3%
41710101		1	<div></div>	0.3%
41710201		1	<div></div>	0.3%
41710401		1	<div></div>	0.3%
41710501		1	<div></div>	0.3%
41711004		1	<div></div>	0.3%
41711404		1	<div></div>	0.3%
41810403		1	<div></div>	0.3%
41820102		1	<div></div>	0.3%
41820201		1	<div></div>	0.3%
41820907		1	<div></div>	0.3%
41920402		1	<div></div>	0.3%
42010704		1	<div></div>	0.3%
42010803		1	<div></div>	0.3%
42110801		1	<div></div>	0.3%
42210204		1	<div></div>	0.3%
42310905		1	<div></div>	0.3%
42610402		1	<div></div>	0.3%

Warning: these figures indicate the number of cases found in the data file. They cannot be interpreted as summary statistics of the population of interest.

Villagecode: Village code

Information	[Type= discrete] [Format=numeric] [Range= 1012040204-4261040201] [Missing=*]			
Statistics [NW/ W]	[Valid=311 +/-] [Invalid=0 +/-]			
Value	Label	Cases	Percentage	
1012040204		1	<div></div>	0.3%
1021010402		1	<div></div>	0.3%
1021010802		1	<div></div>	0.3%
1021020205		1	<div></div>	0.3%
1021020504		1	<div></div>	0.3%
1021020601		1	<div></div>	0.3%
1021020805		1	<div></div>	0.3%

File : CSEC5E

Villagecode: Village code

Value	Label	Cases	Percentage
1021030109		1	0.3%
1021030203		1	0.3%
1021030412		1	0.3%
1021030504		1	0.3%
1021030509		1	0.3%
1021030606		1	0.3%
1021030803		1	0.3%
1021030904		2	0.6%
1021031208		1	0.3%
1021040102		1	0.3%
1021040203		1	0.3%
1021041002		1	0.3%
1021041118		1	0.3%
1021041701		1	0.3%
1021041903		1	0.3%
1021050106		1	0.3%
1021050307		1	0.3%
1021050405		2	0.6%
1021051004		1	0.3%
1021051305		1	0.3%
1021051506		1	0.3%
1021051832		1	0.3%
1031050505		1	0.3%
1041020405		1	0.3%
1041040304		1	0.3%
1041050403		1	0.3%
1042080404		1	0.3%
1051050201		1	0.3%
1061010108		1	0.3%
1061010902		1	0.3%
1061060602		1	0.3%
1071050302		1	0.3%
1071050503		1	0.3%
1072020601		1	0.3%
1073020305		1	0.3%
1073050702		1	0.3%
1081060309		1	0.3%
1083010101		1	0.3%
1083010505		1	0.3%
1083050204		1	0.3%
1101050107		1	0.3%
1102030601		1	0.3%
1102040107		1	0.3%

File : CSEC5E

Villagecode: Village code

Value	Label	Cases	Percentage	
1102060309		1	<div></div>	0.3%
1102070403		1	<div></div>	0.3%
1103050102		1	<div></div>	0.3%
1103060102		1	<div></div>	0.3%
1111020105		1	<div></div>	0.3%
1112020403		1	<div></div>	0.3%
1112020618		1	<div></div>	0.3%
1121020302		1	<div></div>	0.3%
1121040209		1	<div></div>	0.3%
1122030104		1	<div></div>	0.3%
1122040303		1	<div></div>	0.3%
1131050402		1	<div></div>	0.3%
1131050505		1	<div></div>	0.3%
1131110205		1	<div></div>	0.3%
1131120307		1	<div></div>	0.3%
1131130204		1	<div></div>	0.3%
1131130602		1	<div></div>	0.3%
1133030101		1	<div></div>	0.3%
1133030109		1	<div></div>	0.3%
1133030504		1	<div></div>	0.3%
1133040308		1	<div></div>	0.3%
1133060601		1	<div></div>	0.3%
1133070102		1	<div></div>	0.3%
1151030204		1	<div></div>	0.3%
1151040307		1	<div></div>	0.3%
1152020907		1	<div></div>	0.3%
1152030702		1	<div></div>	0.3%
1152050405		1	<div></div>	0.3%
1152070306		1	<div></div>	0.3%
1161020501		1	<div></div>	0.3%
1171030802		1	<div></div>	0.3%
1171040504		1	<div></div>	0.3%
1171100309		1	<div></div>	0.3%
1171100312		1	<div></div>	0.3%
1181010407		1	<div></div>	0.3%
1191030304		1	<div></div>	0.3%
1201050202		1	<div></div>	0.3%
1221020604		1	<div></div>	0.3%
1221050203		1	<div></div>	0.3%
1221060206		1	<div></div>	0.3%
1231080303		1	<div></div>	0.3%
1241010603		1	<div></div>	0.3%
1241030216		1	<div></div>	0.3%

File : CSEC5E

Villagecode: Village code

Value	Label	Cases	Percentage
1241040102		1	0.3%
1241070106		1	0.3%
1241080210		1	0.3%
2011060205		3	1.0%
2011100902		1	0.3%
2032020304		1	0.3%
2033010101		2	0.6%
2033030403		1	0.3%
2041010302		1	0.3%
2041020405		1	0.3%
2042030105		1	0.3%
2043010103		1	0.3%
2043010202		1	0.3%
2043020514		1	0.3%
2051040101		1	0.3%
2071030105		1	0.3%
2081021402		2	0.6%
2081040401		1	0.3%
2081071301		1	0.3%
2092010105		1	0.3%
2092010401		1	0.3%
2102050401		4	1.3%
2111010504		1	0.3%
2111030302		1	0.3%
2111060303		1	0.3%
2121040306		1	0.3%
2121050407		1	0.3%
2122020101		1	0.3%
2123050204		1	0.3%
2123110101		1	0.3%
2141010403		1	0.3%
2141010604		1	0.3%
2141020206		1	0.3%
2141080105		1	0.3%
2141130103		1	0.3%
2141130307		4	1.3%
2151090208		1	0.3%
2151150202		1	0.3%
2151200204		1	0.3%
2162020306		2	0.6%
2181030213		1	0.3%
2181150401		1	0.3%
2191031301		1	0.3%

File : CSEC5E

Villagecode: Village code

Value	Label	Cases	Percentage
2191031702		2	<div></div> 0.6%
2211090203		1	<div></div> 0.3%
2211090505		1	<div></div> 0.3%
2221060201		1	<div></div> 0.3%
2231080506		1	<div></div> 0.3%
2231200204		1	<div></div> 0.3%
2231210104		1	<div></div> 0.3%
2231210105		1	<div></div> 0.3%
2231210302		1	<div></div> 0.3%
2231260115		1	<div></div> 0.3%
2231280102		1	<div></div> 0.3%
2241050511		1	<div></div> 0.3%
2251030415		1	<div></div> 0.3%
2251110322		1	<div></div> 0.3%
2261010102		1	<div></div> 0.3%
2261030205		1	<div></div> 0.3%
2261030301		1	<div></div> 0.3%
2261040510		1	<div></div> 0.3%
2281020304		1	<div></div> 0.3%
2301070905		1	<div></div> 0.3%
2321010406		1	<div></div> 0.3%
2322030405		1	<div></div> 0.3%
3021010215		1	<div></div> 0.3%
3022010508		1	<div></div> 0.3%
3022010708		1	<div></div> 0.3%
3022030205		1	<div></div> 0.3%
3022040505		1	<div></div> 0.3%
3022050502		1	<div></div> 0.3%
3032010205		1	<div></div> 0.3%
3032020706		1	<div></div> 0.3%
3032040506		1	<div></div> 0.3%
3034020408		1	<div></div> 0.3%
3034040102		1	<div></div> 0.3%
3034040304		1	<div></div> 0.3%
3034050711		1	<div></div> 0.3%
3035030411		1	<div></div> 0.3%
3035040205		1	<div></div> 0.3%
3041020101		1	<div></div> 0.3%
3042040105		1	<div></div> 0.3%
3042040201		1	<div></div> 0.3%
3043010404		1	<div></div> 0.3%
3051020803		1	<div></div> 0.3%
3061020306		1	<div></div> 0.3%

File : CSEC5E

Villagecode: Village code

Value	Label	Cases	Percentage
3061030101		2	<div></div> 0.6%
3061060103		1	<div></div> 0.3%
3071080206		1	<div></div> 0.3%
3071080301		1	<div></div> 0.3%
3072020302		1	<div></div> 0.3%
3081020606		1	<div></div> 0.3%
3091020502		1	<div></div> 0.3%
3091030501		1	<div></div> 0.3%
3092040606		1	<div></div> 0.3%
3101020203		1	<div></div> 0.3%
3102060309		1	<div></div> 0.3%
3102060408		1	<div></div> 0.3%
3102070603		1	<div></div> 0.3%
3111030202		2	<div></div> 0.6%
3113020101		1	<div></div> 0.3%
3121050202		1	<div></div> 0.3%
3131020505		1	<div></div> 0.3%
3131040312		1	<div></div> 0.3%
3141030403		1	<div></div> 0.3%
3171010102		1	<div></div> 0.3%
3171020201		1	<div></div> 0.3%
3171060512		1	<div></div> 0.3%
3181030204		2	<div></div> 0.6%
3181070501		1	<div></div> 0.3%
3181140207		1	<div></div> 0.3%
3191030304		1	<div></div> 0.3%
3191050803		1	<div></div> 0.3%
3191070202		1	<div></div> 0.3%
3201030323		1	<div></div> 0.3%
3201080801		1	<div></div> 0.3%
3211030405		1	<div></div> 0.3%
3211050502		1	<div></div> 0.3%
3211060105		1	<div></div> 0.3%
3211070617		1	<div></div> 0.3%
3221080206		1	<div></div> 0.3%
3221110412		1	<div></div> 0.3%
3231040301		1	<div></div> 0.3%
3231060409		1	<div></div> 0.3%
3231070104		1	<div></div> 0.3%
3231080204		1	<div></div> 0.3%
3251010205		1	<div></div> 0.3%
3251030508		1	<div></div> 0.3%
3251030601		1	<div></div> 0.3%

File : CSEC5E

Villagecode: Village code

Value	Label	Cases	Percentage	
3251030602		1	<div></div>	0.3%
3271030305		1	<div></div>	0.3%
3291060206		1	<div></div>	0.3%
3301070101		1	<div></div>	0.3%
3301070303		1	<div></div>	0.3%
3301100102		1	<div></div>	0.3%
4022070507		1	<div></div>	0.3%
4022080505		1	<div></div>	0.3%
4031010202		1	<div></div>	0.3%
4031050502		1	<div></div>	0.3%
4032010205		1	<div></div>	0.3%
4032050403		1	<div></div>	0.3%
4033010412		1	<div></div>	0.3%
4041020302		1	<div></div>	0.3%
4042070409		1	<div></div>	0.3%
4044030303		1	<div></div>	0.3%
4051040205		1	<div></div>	0.3%
4052080304		1	<div></div>	0.3%
4052110310		1	<div></div>	0.3%
4053010409		1	<div></div>	0.3%
4053020304		1	<div></div>	0.3%
4061080401		1	<div></div>	0.3%
4062010203		1	<div></div>	0.3%
4062100306		1	<div></div>	0.3%
4062120102		1	<div></div>	0.3%
4063030706		1	<div></div>	0.3%
4072020402		1	<div></div>	0.3%
4072050104		1	<div></div>	0.3%
4073030305		1	<div></div>	0.3%
4073060419		1	<div></div>	0.3%
4081020104		1	<div></div>	0.3%
4081120206		1	<div></div>	0.3%
4081130406		1	<div></div>	0.3%
4091010401		1	<div></div>	0.3%
4092030509		1	<div></div>	0.3%
4093010304		1	<div></div>	0.3%
4101020405		1	<div></div>	0.3%
4101050204		1	<div></div>	0.3%
4102010106		1	<div></div>	0.3%
4102010107		1	<div></div>	0.3%
4103030601		1	<div></div>	0.3%
4111030105		1	<div></div>	0.3%
4112030202		1	<div></div>	0.3%

File : CSEC5E

Villagecode: Village code

Value	Label	Cases	Percentage
4113020204		1	0.3%
4113040203		1	0.3%
4114020204		1	0.3%
4114030308		1	0.3%
4121030414		1	0.3%
4122010704		1	0.3%
4122030405		1	0.3%
4141160106		1	0.3%
4151050204		1	0.3%
4151060812		1	0.3%
4151100404		1	0.3%
4151140703		1	0.3%
4171010109		1	0.3%
4171020103		1	0.3%
4171040107		1	0.3%
4171050107		1	0.3%
4171100404		1	0.3%
4171140402		1	0.3%
4181040301		1	0.3%
4182010203		1	0.3%
4182020104		1	0.3%
4182090702		1	0.3%
4192040205		1	0.3%
4201070403		1	0.3%
4201080309		1	0.3%
4211080107		1	0.3%
4221020401		1	0.3%
4231090509		1	0.3%
4261040201		1	0.3%

Warning: these figures indicate the number of cases found in the data file. They cannot be interpreted as summary statistics of the population of interest.

C5EQ1: What is the major mode of ensuring accountability in this subcounty?

Information		[Type= discrete] [Format=numeric] [Range= 1-96] [Missing=*]	
Statistics [NW/ W]		[Valid=237 /-] [Invalid=74 /-]	
Value	Label	Cases	Percentage
1	Internal auditors	106	<div></div> 44.7%
2	External auditors	65	<div></div> 27.4%
3	Technical planning committee	34	<div></div> 14.3%
4	Chairperson rules	0	
5	Finance office rules	8	<div></div> 3.4%
96	Other (specify)	24	<div></div> 10.1%
Sysmiss		74	

Warning: these figures indicate the number of cases found in the data file. They cannot be interpreted as summary statistics of the population of interest.

File : CSEC5E			
# C5EQ2: Have there been any cases of misuse of funds in last financial year?			
Information		[Type= discrete] [Format=numeric] [Range= 1-2] [Missing=*]	
Statistics [NW/ W]		[Valid=237 /-] [Invalid=74 /-]	
Value	Label	Cases	Percentage
1	Yes	13	<div><div></div></div> 5.5%
2	No	224	<div><div></div></div> 94.5%
Sysmiss		74	
<i>Warning: these figures indicate the number of cases found in the data file. They cannot be interpreted as summary statistics of the population of interest.</i>			
# C5EQ3: How much money was involved in the most recent case? Ushs			
Information		[Type= continuous] [Format=numeric] [Range= 600000-650675000] [Missing=*]	
Statistics [NW/ W]		[Valid=13 /-] [Invalid=298 /-]	
# C5EQ4: Who was implicated?			
Information		[Type= discrete] [Format=numeric] [Range= 1-96] [Missing=*]	
Statistics [NW/ W]		[Valid=13 /-] [Invalid=298 /-]	
Value	Label	Cases	Percentage
1	Committee member	0	
2	Head of dept	7	<div><div></div></div> 53.8%
3	Accounting officer	1	<div><div></div></div> 7.7%
96	Other (specify)	5	<div><div></div></div> 38.5%
Sysmiss		298	
<i>Warning: these figures indicate the number of cases found in the data file. They cannot be interpreted as summary statistics of the population of interest.</i>			
# C5EQ5: What action was taken on the culprits?			
Information		[Type= discrete] [Format=numeric] [Range= 1-4] [Missing=*]	
Statistics [NW/ W]		[Valid=13 /-] [Invalid=298 /-]	
Value	Label	Cases	Percentage
1	Interdicted/Suspended	1	<div><div></div></div> 7.7%
2	Dismissed	7	<div><div></div></div> 53.8%
3	Reprimanded/recovered	0	
4	None	5	<div><div></div></div> 38.5%
Sysmiss		298	
<i>Warning: these figures indicate the number of cases found in the data file. They cannot be interpreted as summary statistics of the population of interest.</i>			
# End_Comm_Account: End_Community_Accountability			
Information		[Type= discrete] [Format=numeric] [Missing=*]	
Statistics [NW/ W]		[Valid=0 /-] [Invalid=311 /-]	
Value	Label	Cases	Percentage
Sysmiss		311	
<i>Warning: these figures indicate the number of cases found in the data file. They cannot be interpreted as summary statistics of the population of interest.</i>			
# Endtime_Works: End time of Works and Transport section			
Information		[Type= discrete] [Format=character] [Missing=*]	
Statistics [NW/ W]		[Valid=233 /-] [Invalid=0 /-]	

File : CSEC5E

Endtime_Works: End time of Works and Transport section

Value	Label	Cases	Percentage
01/08/2014 09:21:42		1	0.4%
01/08/2014 12:42:31		1	0.4%
01/08/2014 12:53:10		1	0.4%
01/10/2012 10:35:44		1	0.4%
01/10/2013 09:40:15		1	0.4%
01/10/2013 11:38:36		1	0.4%
01/12/2013 11:29:41		1	0.4%
02/02/2014 10:52:21		1	0.4%
02/06/2014 16:30:15		1	0.4%
02/10/2013 05:32:46		1	0.4%
02/10/2013 12:53:25		1	0.4%
02/10/2013 12:58:28		1	0.4%
02/10/2013 16:30:06		1	0.4%
02/12/2013 11:28:41		1	0.4%
02/12/2013 15:54:58		1	0.4%
03/10/2012 10:38:16		1	0.4%
03/10/2012 13:33:02		2	0.9%
03/12/2013 13:26:17		1	0.4%
04/06/2014 00:59:39		1	0.4%
04/07/2014 10:47:01		1	0.4%
04/11/2013 15:12:12		1	0.4%
05/02/2014 13:22:04		1	0.4%
05/02/2014 16:13:10		1	0.4%
05/07/2014 12:47:14		1	0.4%
05/07/2014 16:49:08		1	0.4%

File : CSEC5E

Endtime_Works: End time of Works and Transport section

Value	Label	Cases	Percentage
05/07/2014 22:40:23		1	0.4%
05/12/2013 11:29:16		1	0.4%
06/06/2014 15:23:31		1	0.4%
06/08/2014 12:07:40		1	0.4%
06/11/2013 14:14:00		1	0.4%
07/07/2014 11:25:56		1	0.4%
07/10/2013 13:33:34		1	0.4%
08/04/2014 12:31:16		1	0.4%
08/07/2014 11:54:31		1	0.4%
08/08/2014 13:38:28		1	0.4%
08/08/2014 14:11:00		1	0.4%
08/08/2014 14:19:09		1	0.4%
09/10/2013 13:56:22		1	0.4%
09/12/2013 13:15:56		1	0.4%
10/04/2014 22:35:20		1	0.4%
10/06/2014 17:10:38		1	0.4%
10/12/2013 11:07:36		1	0.4%
10/12/2013 11:20:55		1	0.4%
10/12/2013 11:26:59		1	0.4%
10/12/2013 13:16:08		1	0.4%
11/02/2014 11:03:11		1	0.4%
11/02/2014 13:44:41		1	0.4%
11/02/2014 14:22:52		1	0.4%
11/02/2014 16:36:46		1	0.4%
11/04/2014 14:22:56		1	0.4%
11/06/2014 10:11:53		1	0.4%

File : CSEC5E

Endtime_Works: End time of Works and Transport section

Value	Label	Cases	Percentage
11/12/2013 12:17:07		1	<div></div> 0.4%
11/12/2013 13:32:26		1	<div></div> 0.4%
11/12/2013 17:52:08		1	<div></div> 0.4%
12/02/2014 19:27:16		1	<div></div> 0.4%
12/08/2014 15:30:42		1	<div></div> 0.4%
12/12/2013 11:11:40		1	<div></div> 0.4%
12/12/2013 12:05:53		1	<div></div> 0.4%
12/12/2013 12:46:25		1	<div></div> 0.4%
12/12/2013 15:00:31		1	<div></div> 0.4%
13/02/2014 10:56:18		1	<div></div> 0.4%
13/02/2014 14:35:29		1	<div></div> 0.4%
13/12/2013 13:28:51		1	<div></div> 0.4%
13/12/2013 15:37:41		1	<div></div> 0.4%
14/01/2014 11:44:50		1	<div></div> 0.4%
14/01/2014 14:42:13		1	<div></div> 0.4%
14/02/2014 14:26:16		1	<div></div> 0.4%
14/02/2014 15:14:13		1	<div></div> 0.4%
14/02/2014 16:10:16		1	<div></div> 0.4%
14/02/2014 17:13:49		1	<div></div> 0.4%
14/04/2014 16:47:48		1	<div></div> 0.4%
14/08/2014 15:25:50		1	<div></div> 0.4%
14/12/2013 12:10:38		1	<div></div> 0.4%
15/01/2014 11:09:49		1	<div></div> 0.4%
15/01/2014 12:59:38		1	<div></div> 0.4%
15/01/2014 15:47:36		1	<div></div> 0.4%
15/02/2014 11:51:14		2	<div></div> 0.9%

File : CSEC5E

Endtime_Works: End time of Works and Transport section

Value	Label	Cases	Percentage
15/02/2014 15:09:16		1	0.4%
15/08/2014 16:30:05		1	0.4%
15/12/2013 22:58:36		1	0.4%
16/01/2014 11:50:52		1	0.4%
16/01/2014 12:52:52		1	0.4%
16/12/2013 15:50:32		1	0.4%
17/01/2014 07:04:11		1	0.4%
17/01/2014 13:30:01		1	0.4%
17/01/2014 14:32:15		1	0.4%
17/01/2014 15:57:34		1	0.4%
17/02/2014 12:32:35		1	0.4%
17/02/2014 13:08:33		2	0.9%
17/02/2014 13:12:00		1	0.4%
17/02/2014 13:48:21		1	0.4%
17/03/2014 11:52:25		1	0.4%
17/03/2014 13:09:38		1	0.4%
17/03/2014 14:56:02		1	0.4%
17/07/2014 12:34:03		1	0.4%
17/10/2013 22:36:48		1	0.4%
17/12/2013 07:55:18		1	0.4%
17/12/2013 09:27:02		1	0.4%
18/01/2014 12:08:02		1	0.4%
18/01/2014 16:18:37		1	0.4%
18/02/2014 10:27:22		2	0.9%
18/02/2014 12:49:24		1	0.4%
18/02/2014 13:25:53		1	0.4%

File : CSEC5E

Endtime_Works: End time of Works and Transport section

Value	Label	Cases	Percentage
18/02/2014 14:02:18		1	<div></div> 0.4%
18/02/2014 15:32:48		1	<div></div> 0.4%
18/10/2013 06:12:33		2	<div></div> 0.9%
18/10/2013 11:42:52		2	<div></div> 0.9%
18/10/2013 11:44:31		1	<div></div> 0.4%
18/10/2013 14:30:55		1	<div></div> 0.4%
18/10/2013 15:18:35		1	<div></div> 0.4%
18/11/2013 13:26:14		1	<div></div> 0.4%
18/11/2013 16:41:13		1	<div></div> 0.4%
18/11/2013 18:04:43		1	<div></div> 0.4%
18/12/2013 12:39:29		1	<div></div> 0.4%
18/12/2013 13:27:11		1	<div></div> 0.4%
19/02/2014 12:55:25		1	<div></div> 0.4%
19/02/2014 13:05:26		1	<div></div> 0.4%
19/10/2013 09:27:55		1	<div></div> 0.4%
19/10/2013 10:23:47		1	<div></div> 0.4%
19/11/2013 11:19:59		1	<div></div> 0.4%
20/01/2014 11:42:07		1	<div></div> 0.4%
20/01/2014 12:11:25		1	<div></div> 0.4%
20/01/2014 12:41:40		1	<div></div> 0.4%
20/01/2014 13:17:45		1	<div></div> 0.4%
20/01/2014 14:43:30		1	<div></div> 0.4%
20/01/2014 18:07:54		1	<div></div> 0.4%
20/11/2013 15:28:48		1	<div></div> 0.4%
20/11/2013 15:34:36		1	<div></div> 0.4%
21/01/2014 12:21:57		1	<div></div> 0.4%

File : CSEC5E

Endtime_Works: End time of Works and Transport section

Value	Label	Cases	Percentage
21/01/2014 12:27:07		1	<div></div> 0.4%
21/02/2014 12:33:07		1	<div></div> 0.4%
21/03/2014 13:24:22		1	<div></div> 0.4%
21/07/2014 14:31:39		1	<div></div> 0.4%
21/10/2013 11:26:40		1	<div></div> 0.4%
21/10/2013 11:57:39		1	<div></div> 0.4%
21/10/2013 13:55:44		1	<div></div> 0.4%
21/10/2013 14:48:09		1	<div></div> 0.4%
21/10/2013 16:33:58		1	<div></div> 0.4%
21/11/2013 09:15:35		1	<div></div> 0.4%
21/11/2013 12:54:03		1	<div></div> 0.4%
21/11/2013 14:18:35		1	<div></div> 0.4%
21/11/2013 15:11:15		1	<div></div> 0.4%
21/11/2013 19:50:47		1	<div></div> 0.4%
22/01/2014 16:11:55		1	<div></div> 0.4%
22/01/2014 16:19:15		1	<div></div> 0.4%
22/02/2014 08:26:04		2	<div></div> 0.9%
22/05/2014 11:21:11		1	<div></div> 0.4%
22/10/2013 21:34:08		1	<div></div> 0.4%
22/11/2013 11:23:26		1	<div></div> 0.4%
22/11/2013 11:36:56		1	<div></div> 0.4%
22/11/2013 12:40:57		1	<div></div> 0.4%
22/11/2013 17:56:42		1	<div></div> 0.4%
22/11/2013 18:56:36		1	<div></div> 0.4%
23/01/2014 09:46:37		1	<div></div> 0.4%
23/01/2014 13:01:22		1	<div></div> 0.4%

File : CSEC5E

Endtime_Works: End time of Works and Transport section

Value	Label	Cases	Percentage
23/01/2014 14:11:19		1	<div></div> 0.4%
23/01/2014 14:47:24		1	<div></div> 0.4%
23/01/2014 15:27:08		1	<div></div> 0.4%
23/06/2014 14:29:41		1	<div></div> 0.4%
23/10/2013 09:07:01		1	<div></div> 0.4%
23/10/2013 12:09:01		1	<div></div> 0.4%
23/10/2013 13:36:22		1	<div></div> 0.4%
23/10/2013 14:10:52		1	<div></div> 0.4%
23/10/2013 15:45:35		1	<div></div> 0.4%
23/10/2013 17:59:56		1	<div></div> 0.4%
23/11/2013 13:38:16		1	<div></div> 0.4%
24/01/2014 10:29:27		1	<div></div> 0.4%
24/01/2014 15:59:05		1	<div></div> 0.4%
24/02/2014 10:40:46		1	<div></div> 0.4%
24/02/2014 10:52:15		2	<div></div> 0.9%
24/02/2014 18:38:16		1	<div></div> 0.4%
24/06/2014 15:47:17		1	<div></div> 0.4%
24/10/2013 12:42:30		1	<div></div> 0.4%
24/10/2013 14:03:46		3	<div></div> 1.3%
24/10/2013 16:54:56		1	<div></div> 0.4%
25/02/2014 09:28:31		2	<div></div> 0.9%
25/06/2014 14:51:41		1	<div></div> 0.4%
25/09/2013 15:15:05		1	<div></div> 0.4%
25/10/2013 12:50:13		1	<div></div> 0.4%
25/10/2013 18:18:35		1	<div></div> 0.4%
25/11/2013 11:58:04		1	<div></div> 0.4%

File : CSEC5E

Endtime_Works: End time of Works and Transport section

Value	Label	Cases	Percentage
25/11/2013 15:23:25		1	0.4%
26/02/2014 15:00:10		1	0.4%
26/03/2014 15:15:30		1	0.4%
26/05/2014 11:39:15		1	0.4%
26/05/2014 15:29:13		1	0.4%
26/09/2013 14:08:05		1	0.4%
26/10/2013 13:00:57		1	0.4%
26/11/2013 10:19:38		1	0.4%
26/11/2013 13:36:43		1	0.4%
26/11/2013 14:56:34		1	0.4%
26/11/2013 17:00:28		1	0.4%
26/11/2013 18:24:43		1	0.4%
27/01/2014 10:17:57		1	0.4%
27/01/2014 13:24:15		1	0.4%
27/01/2014 15:21:07		1	0.4%
27/02/2014 09:02:54		1	0.4%
27/05/2014 13:48:17		1	0.4%
27/09/2013 16:14:07		1	0.4%
27/11/2013 15:46:26		1	0.4%
27/11/2013 16:12:35		1	0.4%
27/11/2013 16:18:34		1	0.4%
28/02/2014 13:32:56		1	0.4%
28/05/2014 13:26:27		1	0.4%
28/09/2012 19:32:05		1	0.4%
28/10/2013 12:56:27		1	0.4%
28/10/2013 14:08:14		1	0.4%

File : CSEC5E

Endtime_Works: End time of Works and Transport section

Value	Label	Cases	Percentage
28/10/2013 16:48:24		1	<div></div> 0.4%
28/10/2013 21:19:16		1	<div></div> 0.4%
28/11/2013 13:09:43		1	<div></div> 0.4%
29/01/2014 08:52:08		1	<div></div> 0.4%
29/07/2014 12:44:41		1	<div></div> 0.4%
29/09/2012 23:38:02		1	<div></div> 0.4%
29/10/2013 23:04:48		1	<div></div> 0.4%
29/11/2013 11:22:57		1	<div></div> 0.4%
29/11/2013 14:53:06		1	<div></div> 0.4%
30/09/2013 12:16:14		1	<div></div> 0.4%
30/09/2013 14:04:22		1	<div></div> 0.4%
30/10/2013 18:17:25		1	<div></div> 0.4%
31/07/2014 10:35:54		1	<div></div> 0.4%
31/07/2014 14:05:45		2	<div></div> 0.9%

Warning: these figures indicate the number of cases found in the data file. They cannot be interpreted as summary statistics of the population of interest.

Survey_Visit: Select visit 1 or 2 for the entire survey

Information	[Type= discrete] [Format=numeric] [Range= 1-2] [Missing=*]		
Statistics [NW/ W]	[Valid=311 /-] [Invalid=0 /-]		
Value	Label	Cases	Percentage
1	Visit 1	40	<div></div> 12.9%
2	Visit 2	271	<div></div> 87.1%

Warning: these figures indicate the number of cases found in the data file. They cannot be interpreted as summary statistics of the population of interest.

Infrastructure_Response: Road Infrastructure Response Status

Information	[Type= discrete] [Format=numeric] [Range= 1-3] [Missing=*]		
Statistics [NW/ W]	[Valid=255 /-] [Invalid=56 /-]		
Value	Label	Cases	Percentage
1	Completed	168	<div></div> 65.9%
2	Partially Done	32	<div></div> 12.5%
3	Not Done	55	<div></div> 21.6%
Sysmiss		56	

Warning: these figures indicate the number of cases found in the data file. They cannot be interpreted as summary statistics of the population of interest.

File : CSEC5E

Reason_Road_Inf_Not_Done: Reason Road Infrastructure not done

Information [Type= discrete] [Format=character] [Missing=*]

Statistics [NW/ W] [Valid=54 /-]

Value	Label	Cases	Percentage
Away from office		1	1.9%
COMPETENT RESPONDENT NOT AVAILABLE		1	1.9%
COMPLETED VISIT 1		2	3.7%
City Authority not accessed		1	1.9%
Completed during first visit		1	1.9%
DIV ENG DOES NOT HAVE THE NEEDED IMFORM .HAS DIRECTED ME KCCA HEAD OFFICE		1	1.9%
DIV ENGINEER NOT IN POSITION TO GIVE DATA		1	1.9%
Done complete visit 1		1	1.9%
ENGINEER WAS AWAY. CALL BACK. VISIT 1. ON VISIT 2 THE ENGINEER IS SAYING HE IS VERY BUSY THAT I WILL HAVE TO WAIT FOR HIM FOR SOME TIME SO THAT HE GIVES ME TIME.		1	1.9%
HOLIDAY		3	5.6%
Had already been done during first visit.		1	1.9%
Hospital Level		1	1.9%
Islands. No roads.		1	1.9%
Its holiday time and none of the staff members stays around		1	1.9%

File : CSEC5E

Reason_Road_Inf_Not_Done: Reason Road Infrastructure not done

Value	Label	Cases	Percentage
Knowledgeable staff not in office		1	1.9%
NOT DONE, ITS A WEEKEND		1	1.9%
NOT IN OFFICE		1	1.9%
Needed Appointment		1	1.9%
ROAD INACCESSIBLE TO THE SCHOOL DUE TO HEAVY RAINS		1	1.9%
SCHOOL CLOSED AS TEACHERS HAVE GONE FOR THE TWO DAYS VERIFICATION EXERCISE		1	1.9%
SCHOOL CLOSED FOR HOLIDAYS AND NO PERSON AVAILABLE TO GET INFORMATION FROM		1	1.9%
Shared with cluster 1171100312		1	1.9%
THE HEADMASTER WANTED A LETTER FROM THE TOWN CLERK NOT FROM THE CAO, THE TOWN CLERK WAS NOT IN OFFICE		1	1.9%
THE SUBCOUNTY CHIEF HAD NO INFORMATION BUT PROMISED TO GIVE IT NEXT TIME WE VISIT.		1	1.9%
TOWN ENGINEER WAS IN		1	1.9%

File : CSEC5E

Reason_Road_Inf_Not_Done: Reason Road Infrastructure not done

Value	Label	Cases	Percentage
KAMPALA FOR HIS EXAMS.			
The engineer has been too busy but promised to avail me with all the necessary information		1	<div><div></div></div> 1.9%
The school was closed for holidays and there was no one at school at the time of visit		1	<div><div></div></div> 1.9%
The sub county Engineer was in Mbarara for some days. To be done in Second Visit		1	<div><div></div></div> 1.9%
WEEKEND		1	<div><div></div></div> 1.9%
WEEKEND - STAFF NOT AVAILABLE		1	<div><div></div></div> 1.9%
Weekend		1	<div><div></div></div> 1.9%
Weekend and strted holidays early.		1	<div><div></div></div> 1.9%
data collected by another team in trip 1		1	<div><div></div></div> 1.9%
engineer not in office		1	<div><div></div></div> 1.9%
holiday		3	<div><div></div></div> 5.6%
holiday but had refused to be interviewed, that they have never seen any change since they started the exercise with us. we were warned never to go back there since they get hlp from church and not the government.		1	<div><div></div></div> 1.9%
holidays and no respondent wasn't available.		1	<div><div></div></div> 1.9%
its time for holiday so no one was found in the school		1	<div><div></div></div> 1.9%

File : CSEC5E

Reason_Road_Inf_Not_Done: Reason Road Infrastructure not done

Value	Label	Cases	Percentage
no officials in the sub-county during the two visits made.		1	<div></div> 1.9%
no school at the island		1	<div></div> 1.9%
no staff at subcounty		1	<div></div> 1.9%
nobody in office		1	<div></div> 1.9%
person responsible was absent at time of visit		1	<div></div> 1.9%
school closed for holidays and the responsible people do not stay in the quarters		1	<div></div> 1.9%
subcounty inaccessible - rains made road bad		1	<div></div> 1.9%
weekend		2	<div></div> 3.7%
weekend - no staff		1	<div></div> 1.9%
weekend came before the interview and i had to travel to the next district. it will be done in visit two		1	<div></div> 1.9%

Warning: these figures indicate the number of cases found in the data file. They cannot be interpreted as summary statistics of the population of interest.

File : CSEC6A

District_Name: District name

Information [Type= discrete] [Format=numeric] [Range= 101-426] [Missing=*]

Statistics [NW/ W] [Valid=312 /-] [Invalid=0 /-]

Value	Label	Cases	Percentage
101		1	0.3%
102		32	10.3%
103		1	0.3%
104		4	1.3%
105		1	0.3%
106		3	1.0%
107		5	1.6%
108		4	1.3%
110		7	2.2%
111		3	1.0%
112		4	1.3%
113		12	3.8%
115		6	1.9%
116		1	0.3%
117		4	1.3%
118		1	0.3%
119		1	0.3%
120		1	0.3%
122		3	1.0%
123		1	0.3%
124		5	1.6%
201		4	1.3%
203		4	1.3%
204		6	1.9%
205		1	0.3%
207		1	0.3%
208		4	1.3%
209		2	0.6%
210		2	0.6%
211		3	1.0%
212		5	1.6%
214		9	2.9%
215		3	1.0%
216		2	0.6%
218		2	0.6%
219		3	1.0%
221		2	0.6%
222		1	0.3%
223		7	2.2%
224		1	0.3%
225		2	0.6%

File : CSEC6A

District_Name: District name

Value	Label	Cases	Percentage
226		4	<div></div> 1.3%
228		1	<div></div> 0.3%
230		1	<div></div> 0.3%
232		2	<div></div> 0.6%
302		6	<div></div> 1.9%
303		9	<div></div> 2.9%
304		4	<div></div> 1.3%
305		1	<div></div> 0.3%
306		4	<div></div> 1.3%
307		3	<div></div> 1.0%
308		1	<div></div> 0.3%
309		3	<div></div> 1.0%
310		4	<div></div> 1.3%
311		3	<div></div> 1.0%
312		1	<div></div> 0.3%
313		2	<div></div> 0.6%
314		1	<div></div> 0.3%
317		3	<div></div> 1.0%
318		4	<div></div> 1.3%
319		3	<div></div> 1.0%
320		2	<div></div> 0.6%
321		4	<div></div> 1.3%
322		2	<div></div> 0.6%
323		4	<div></div> 1.3%
325		4	<div></div> 1.3%
327		1	<div></div> 0.3%
329		1	<div></div> 0.3%
330		3	<div></div> 1.0%
402		2	<div></div> 0.6%
403		5	<div></div> 1.6%
404		3	<div></div> 1.0%
405		5	<div></div> 1.6%
406		5	<div></div> 1.6%
407		4	<div></div> 1.3%
408		3	<div></div> 1.0%
409		3	<div></div> 1.0%
410		6	<div></div> 1.9%
411		6	<div></div> 1.9%
412		3	<div></div> 1.0%
414		1	<div></div> 0.3%
415		4	<div></div> 1.3%
417		6	<div></div> 1.9%
418		4	<div></div> 1.3%

File : CSEC6A

District_Name: District name

Value	Label	Cases	Percentage
419		1	0.3%
420		2	0.6%
421		1	0.3%
422		1	0.3%
423		1	0.3%
426		1	0.3%

Warning: these figures indicate the number of cases found in the data file. They cannot be interpreted as summary statistics of the population of interest.

SubCounty: Sub-county/division/town council

Information	[Type= discrete] [Format=numeric] [Range= 101204-426104] [Missing=*]
Statistics [NW/ W]	[Valid=312 /-] [Invalid=0 /-]

Value	Label	Cases	Percentage
101204		1	0.3%
102101		2	0.6%
102102		4	1.3%
102103		12	3.8%
102104		6	1.9%
102105		8	2.6%
103105		1	0.3%
104102		1	0.3%
104104		1	0.3%
104105		1	0.3%
104208		1	0.3%
105105		1	0.3%
106101		2	0.6%
106106		1	0.3%
107105		2	0.6%
107202		1	0.3%
107302		1	0.3%
107305		1	0.3%
108106		1	0.3%
108301		2	0.6%
108305		1	0.3%
110105		1	0.3%
110203		1	0.3%
110204		1	0.3%
110206		1	0.3%
110207		1	0.3%
110305		1	0.3%
110306		1	0.3%
111102		1	0.3%
111202		2	0.6%
112102		1	0.3%
112104		1	0.3%

File : CSEC6A

SubCounty: Sub-county/division/town council

Value	Label	Cases	Percentage
112203		1	<div></div> 0.3%
112204		1	<div></div> 0.3%
113105		2	<div></div> 0.6%
113111		1	<div></div> 0.3%
113112		1	<div></div> 0.3%
113113		2	<div></div> 0.6%
113303		3	<div></div> 1.0%
113304		1	<div></div> 0.3%
113306		1	<div></div> 0.3%
113307		1	<div></div> 0.3%
115103		1	<div></div> 0.3%
115104		1	<div></div> 0.3%
115202		1	<div></div> 0.3%
115203		1	<div></div> 0.3%
115205		1	<div></div> 0.3%
115207		1	<div></div> 0.3%
116102		1	<div></div> 0.3%
117103		1	<div></div> 0.3%
117104		1	<div></div> 0.3%
117110		2	<div></div> 0.6%
118101		1	<div></div> 0.3%
119103		1	<div></div> 0.3%
120105		1	<div></div> 0.3%
122102		1	<div></div> 0.3%
122105		1	<div></div> 0.3%
122106		1	<div></div> 0.3%
123108		1	<div></div> 0.3%
124101		1	<div></div> 0.3%
124103		1	<div></div> 0.3%
124104		1	<div></div> 0.3%
124107		1	<div></div> 0.3%
124108		1	<div></div> 0.3%
201106		3	<div></div> 1.0%
201110		1	<div></div> 0.3%
203202		1	<div></div> 0.3%
203301		2	<div></div> 0.6%
203303		1	<div></div> 0.3%
204101		1	<div></div> 0.3%
204102		1	<div></div> 0.3%
204203		1	<div></div> 0.3%
204301		2	<div></div> 0.6%
204302		1	<div></div> 0.3%
205104		1	<div></div> 0.3%

File : CSEC6A

SubCounty: Sub-county/division/town council

Value	Label	Cases	Percentage
207103		1	0.3%
208102		2	0.6%
208104		1	0.3%
208107		1	0.3%
209201		2	0.6%
210205		2	0.6%
211101		1	0.3%
211103		1	0.3%
211106		1	0.3%
212104		1	0.3%
212105		1	0.3%
212202		1	0.3%
212305		1	0.3%
212311		1	0.3%
214101		2	0.6%
214102		1	0.3%
214108		1	0.3%
214113		5	1.6%
215109		1	0.3%
215115		1	0.3%
215120		1	0.3%
216202		2	0.6%
218103		1	0.3%
218115		1	0.3%
219103		3	1.0%
221109		2	0.6%
222106		1	0.3%
223108		1	0.3%
223120		1	0.3%
223121		3	1.0%
223126		1	0.3%
223128		1	0.3%
224105		1	0.3%
225103		1	0.3%
225111		1	0.3%
226101		1	0.3%
226103		2	0.6%
226104		1	0.3%
228102		1	0.3%
230107		1	0.3%
232101		1	0.3%
232203		1	0.3%
302101		1	0.3%

File : CSEC6A

SubCounty: Sub-county/division/town council

Value	Label	Cases	Percentage
302201		2	<div></div> 0.6%
302203		1	<div></div> 0.3%
302204		1	<div></div> 0.3%
302205		1	<div></div> 0.3%
303201		1	<div></div> 0.3%
303202		1	<div></div> 0.3%
303204		1	<div></div> 0.3%
303402		1	<div></div> 0.3%
303404		2	<div></div> 0.6%
303405		1	<div></div> 0.3%
303503		1	<div></div> 0.3%
303504		1	<div></div> 0.3%
304102		1	<div></div> 0.3%
304204		2	<div></div> 0.6%
304301		1	<div></div> 0.3%
305102		1	<div></div> 0.3%
306102		1	<div></div> 0.3%
306103		2	<div></div> 0.6%
306106		1	<div></div> 0.3%
307108		2	<div></div> 0.6%
307202		1	<div></div> 0.3%
308102		1	<div></div> 0.3%
309102		1	<div></div> 0.3%
309103		1	<div></div> 0.3%
309204		1	<div></div> 0.3%
310102		1	<div></div> 0.3%
310206		2	<div></div> 0.6%
310207		1	<div></div> 0.3%
311103		2	<div></div> 0.6%
311302		1	<div></div> 0.3%
312105		1	<div></div> 0.3%
313102		1	<div></div> 0.3%
313104		1	<div></div> 0.3%
314103		1	<div></div> 0.3%
317101		1	<div></div> 0.3%
317102		1	<div></div> 0.3%
317106		1	<div></div> 0.3%
318103		2	<div></div> 0.6%
318107		1	<div></div> 0.3%
318114		1	<div></div> 0.3%
319103		1	<div></div> 0.3%
319105		1	<div></div> 0.3%
319107		1	<div></div> 0.3%









































File : CSEC6A

SubCounty: Sub-county/division/town council

Value	Label	Cases	Percentage
320103		1	<div></div> 0.3%
320108		1	<div></div> 0.3%
321103		1	<div></div> 0.3%
321105		1	<div></div> 0.3%
321106		1	<div></div> 0.3%
321107		1	<div></div> 0.3%
322108		1	<div></div> 0.3%
322111		1	<div></div> 0.3%
323104		1	<div></div> 0.3%
323106		1	<div></div> 0.3%
323107		1	<div></div> 0.3%
323108		1	<div></div> 0.3%
325101		1	<div></div> 0.3%
325103		3	<div></div> 1.0%
327103		1	<div></div> 0.3%
329106		1	<div></div> 0.3%
330107		2	<div></div> 0.6%
330110		1	<div></div> 0.3%
402207		1	<div></div> 0.3%
402208		1	<div></div> 0.3%
403101		1	<div></div> 0.3%
403105		1	<div></div> 0.3%
403201		1	<div></div> 0.3%
403205		1	<div></div> 0.3%
403301		1	<div></div> 0.3%
404102		1	<div></div> 0.3%
404207		1	<div></div> 0.3%
404403		1	<div></div> 0.3%
405104		1	<div></div> 0.3%
405208		1	<div></div> 0.3%
405211		1	<div></div> 0.3%
405301		1	<div></div> 0.3%
405302		1	<div></div> 0.3%
406108		1	<div></div> 0.3%
406201		1	<div></div> 0.3%
406210		1	<div></div> 0.3%
406212		1	<div></div> 0.3%
406303		1	<div></div> 0.3%
407202		1	<div></div> 0.3%
407205		1	<div></div> 0.3%
407303		1	<div></div> 0.3%
407306		1	<div></div> 0.3%
408102		1	<div></div> 0.3%

File : CSEC6A

SubCounty: Sub-county/division/town council

Value	Label	Cases	Percentage
408112		1	 0.3%
408113		1	 0.3%
409101		1	 0.3%
409203		1	 0.3%
409301		1	 0.3%
410102		1	 0.3%
410105		1	 0.3%
410201		3	 1.0%
410303		1	 0.3%
411103		1	 0.3%
411203		1	 0.3%
411302		1	 0.3%
411304		1	 0.3%
411402		1	 0.3%
411403		1	 0.3%
412103		1	 0.3%
412201		1	 0.3%
412203		1	 0.3%
414116		1	 0.3%
415105		1	 0.3%
415106		1	 0.3%
415110		1	 0.3%
415114		1	 0.3%
417101		1	 0.3%
417102		1	 0.3%
417104		1	 0.3%
417105		1	 0.3%
417110		1	 0.3%
417114		1	 0.3%
418104		1	 0.3%
418201		1	 0.3%
418202		1	 0.3%
418209		1	 0.3%
419204		1	 0.3%
420107		1	 0.3%
420108		1	 0.3%
421108		1	 0.3%
422102		1	 0.3%
423109		1	 0.3%
426104		1	 0.3%

Warning: these figures indicate the number of cases found in the data file. They cannot be interpreted as summary statistics of the population of interest.

Parish: Parish/ward

Information [Type= discrete] [Format=numeric] [Range= 10120402-42610402] [Missing=*]

File : CSEC6A

Parish: Parish/ward

Statistics [NW/ W] [Valid=312 /-] [Invalid=0 /-]

Value	Label	Cases	Percentage
10120402		1	0.3%
10210104		1	0.3%
10210108		1	0.3%
10210202		1	0.3%
10210205		1	0.3%
10210206		1	0.3%
10210208		1	0.3%
10210301		1	0.3%
10210302		1	0.3%
10210304		1	0.3%
10210305		2	0.6%
10210306		1	0.3%
10210308		1	0.3%
10210309		4	1.3%
10210312		1	0.3%
10210401		1	0.3%
10210402		1	0.3%
10210410		1	0.3%
10210411		1	0.3%
10210417		1	0.3%
10210419		1	0.3%
10210501		1	0.3%
10210503		1	0.3%
10210504		2	0.6%
10210510		1	0.3%
10210513		1	0.3%
10210515		1	0.3%
10210518		1	0.3%
10310505		1	0.3%
10410204		1	0.3%
10410403		1	0.3%
10410504		1	0.3%
10420804		1	0.3%
10510502		1	0.3%
10610101		1	0.3%
10610109		1	0.3%
10610606		1	0.3%
10710503		1	0.3%
10710505		1	0.3%
10720206		1	0.3%
10730203		1	0.3%
10730507		1	0.3%

File : CSEC6A

Parish: Parish/ward

Value	Label	Cases	Percentage
10810603		1	0.3%
10830101		1	0.3%
10830105		1	0.3%
10830502		1	0.3%
11010501		1	0.3%
11020306		1	0.3%
11020401		1	0.3%
11020603		1	0.3%
11020704		1	0.3%
11030501		1	0.3%
11030601		1	0.3%
11110201		1	0.3%
11120204		1	0.3%
11120206		1	0.3%
11210203		1	0.3%
11210402		1	0.3%
11220301		1	0.3%
11220403		1	0.3%
11310504		1	0.3%
11310505		1	0.3%
11311102		1	0.3%
11311203		1	0.3%
11311302		1	0.3%
11311306		1	0.3%
11330301		2	0.6%
11330305		1	0.3%
11330403		1	0.3%
11330606		1	0.3%
11330701		1	0.3%
11510302		1	0.3%
11510403		1	0.3%
11520209		1	0.3%
11520307		1	0.3%
11520504		1	0.3%
11520703		1	0.3%
11610205		1	0.3%
11710308		1	0.3%
11710405		1	0.3%
11711003		2	0.6%
11810104		1	0.3%
11910303		1	0.3%
12010502		1	0.3%
12210206		1	0.3%

File : CSEC6A

Parish: Parish/ward

Value	Label	Cases	Percentage
12210502		1	0.3%
12210602		1	0.3%
12310803		1	0.3%
12410106		1	0.3%
12410302		1	0.3%
12410401		1	0.3%
12410701		1	0.3%
12410802		1	0.3%
20110602		3	1.0%
20111009		1	0.3%
20320203		1	0.3%
20330101		2	0.6%
20330304		1	0.3%
20410103		1	0.3%
20410204		1	0.3%
20420301		1	0.3%
20430101		1	0.3%
20430102		1	0.3%
20430205		1	0.3%
20510401		1	0.3%
20710301		1	0.3%
20810214		2	0.6%
20810404		1	0.3%
20810713		1	0.3%
20920101		1	0.3%
20920104		1	0.3%
21020504		2	0.6%
21110105		1	0.3%
21110303		1	0.3%
21110603		1	0.3%
21210403		1	0.3%
21210504		1	0.3%
21220201		1	0.3%
21230502		1	0.3%
21231101		1	0.3%
21410104		1	0.3%
21410106		1	0.3%
21410202		1	0.3%
21410801		1	0.3%
21411301		1	0.3%
21411303		4	1.3%
21510902		1	0.3%
21511502		1	0.3%

File : CSEC6A

Parish: Parish/ward

Value	Label	Cases	Percentage
21512002		1	<div><div></div></div> 0.3%
21620203		2	<div><div></div></div> 0.6%
21810302		1	<div><div></div></div> 0.3%
21811504		1	<div><div></div></div> 0.3%
21910313		1	<div><div></div></div> 0.3%
21910317		2	<div><div></div></div> 0.6%
22110902		1	<div><div></div></div> 0.3%
22110905		1	<div><div></div></div> 0.3%
22210602		1	<div><div></div></div> 0.3%
22310805		1	<div><div></div></div> 0.3%
22312002		1	<div><div></div></div> 0.3%
22312101		2	<div><div></div></div> 0.6%
22312103		1	<div><div></div></div> 0.3%
22312601		1	<div><div></div></div> 0.3%
22312801		1	<div><div></div></div> 0.3%
22410505		1	<div><div></div></div> 0.3%
22510304		1	<div><div></div></div> 0.3%
22511103		1	<div><div></div></div> 0.3%
22610101		1	<div><div></div></div> 0.3%
22610302		1	<div><div></div></div> 0.3%
22610303		1	<div><div></div></div> 0.3%
22610405		1	<div><div></div></div> 0.3%
22810203		1	<div><div></div></div> 0.3%
23010709		1	<div><div></div></div> 0.3%
23210104		1	<div><div></div></div> 0.3%
23220304		1	<div><div></div></div> 0.3%
30210102		1	<div><div></div></div> 0.3%
30220105		1	<div><div></div></div> 0.3%
30220107		1	<div><div></div></div> 0.3%
30220302		1	<div><div></div></div> 0.3%
30220405		1	<div><div></div></div> 0.3%
30220505		1	<div><div></div></div> 0.3%
30320102		1	<div><div></div></div> 0.3%
30320207		1	<div><div></div></div> 0.3%
30320405		1	<div><div></div></div> 0.3%
30340204		1	<div><div></div></div> 0.3%
30340401		1	<div><div></div></div> 0.3%
30340403		1	<div><div></div></div> 0.3%
30340507		1	<div><div></div></div> 0.3%
30350304		1	<div><div></div></div> 0.3%
30350402		1	<div><div></div></div> 0.3%
30410201		1	<div><div></div></div> 0.3%
30420401		1	<div><div></div></div> 0.3%

File : CSEC6A

Parish: Parish/ward

Value	Label	Cases	Percentage
30420402		1	0.3%
30430104		1	0.3%
30510208		1	0.3%
30610203		1	0.3%
30610301		2	0.6%
30610601		1	0.3%
30710802		1	0.3%
30710803		1	0.3%
30720203		1	0.3%
30810206		1	0.3%
30910205		1	0.3%
30910305		1	0.3%
30920406		1	0.3%
31010202		1	0.3%
31020603		1	0.3%
31020604		1	0.3%
31020706		1	0.3%
31110302		2	0.6%
31130201		1	0.3%
31210502		1	0.3%
31310205		1	0.3%
31310403		1	0.3%
31410304		1	0.3%
31710101		1	0.3%
31710202		1	0.3%
31710605		1	0.3%
31810302		2	0.6%
31810705		1	0.3%
31811402		1	0.3%
31910303		1	0.3%
31910508		1	0.3%
31910702		1	0.3%
32010303		1	0.3%
32010808		1	0.3%
32110304		1	0.3%
32110505		1	0.3%
32110601		1	0.3%
32110706		1	0.3%
32210802		1	0.3%
32211104		1	0.3%
32310403		1	0.3%
32310604		1	0.3%
32310701		1	0.3%

File : CSEC6A

Parish: Parish/ward

Value	Label	Cases	Percentage
32310802		1	0.3%
32510102		1	0.3%
32510305		1	0.3%
32510306		2	0.6%
32710303		1	0.3%
32910602		1	0.3%
33010701		1	0.3%
33010703		1	0.3%
33011001		1	0.3%
40220705		1	0.3%
40220805		1	0.3%
40310102		1	0.3%
40310505		1	0.3%
40320102		1	0.3%
40320504		1	0.3%
40330104		1	0.3%
40410203		1	0.3%
40420704		1	0.3%
40440303		1	0.3%
40510402		1	0.3%
40520803		1	0.3%
40521103		1	0.3%
40530104		1	0.3%
40530203		1	0.3%
40610804		1	0.3%
40620102		1	0.3%
40621003		1	0.3%
40621201		1	0.3%
40630307		1	0.3%
40720204		1	0.3%
40720501		1	0.3%
40730303		1	0.3%
40730604		1	0.3%
40810201		1	0.3%
40811202		1	0.3%
40811304		1	0.3%
40910104		1	0.3%
40920305		1	0.3%
40930103		1	0.3%
41010204		1	0.3%
41010502		1	0.3%
41020101		3	1.0%
41030306		1	0.3%

File : CSEC6A

Parish: Parish/ward

Value	Label	Cases	Percentage	
41110301		1	<div></div>	0.3%
41120302		1	<div></div>	0.3%
41130202		1	<div></div>	0.3%
41130402		1	<div></div>	0.3%
41140202		1	<div></div>	0.3%
41140303		1	<div></div>	0.3%
41210304		1	<div></div>	0.3%
41220107		1	<div></div>	0.3%
41220304		1	<div></div>	0.3%
41411601		1	<div></div>	0.3%
41510502		1	<div></div>	0.3%
41510608		1	<div></div>	0.3%
41511004		1	<div></div>	0.3%
41511407		1	<div></div>	0.3%
41710101		1	<div></div>	0.3%
41710201		1	<div></div>	0.3%
41710401		1	<div></div>	0.3%
41710501		1	<div></div>	0.3%
41711004		1	<div></div>	0.3%
41711404		1	<div></div>	0.3%
41810403		1	<div></div>	0.3%
41820102		1	<div></div>	0.3%
41820201		1	<div></div>	0.3%
41820907		1	<div></div>	0.3%
41920402		1	<div></div>	0.3%
42010704		1	<div></div>	0.3%
42010803		1	<div></div>	0.3%
42110801		1	<div></div>	0.3%
42210204		1	<div></div>	0.3%
42310905		1	<div></div>	0.3%
42610402		1	<div></div>	0.3%

Warning: these figures indicate the number of cases found in the data file. They cannot be interpreted as summary statistics of the population of interest.

Villagecode: Village code

Information	[Type= discrete] [Format=numeric] [Range= 1012040204-4261040201] [Missing=*]			
Statistics [NW/ W]	[Valid=312 +/-] [Invalid=0 +/-]			
Value	Label	Cases	Percentage	
1012040204		1	<div></div>	0.3%
1021010402		1	<div></div>	0.3%
1021010802		1	<div></div>	0.3%
1021020205		1	<div></div>	0.3%
1021020504		1	<div></div>	0.3%
1021020601		1	<div></div>	0.3%
1021020805		1	<div></div>	0.3%

File : CSEC6A

Villagecode: Village code

Value	Label	Cases	Percentage
1021030109		1	0.3%
1021030203		1	0.3%
1021030412		1	0.3%
1021030504		1	0.3%
1021030509		1	0.3%
1021030606		1	0.3%
1021030803		1	0.3%
1021030904		4	1.3%
1021031208		1	0.3%
1021040102		1	0.3%
1021040203		1	0.3%
1021041002		1	0.3%
1021041118		1	0.3%
1021041701		1	0.3%
1021041903		1	0.3%
1021050106		1	0.3%
1021050307		1	0.3%
1021050405		2	0.6%
1021051004		1	0.3%
1021051305		1	0.3%
1021051506		1	0.3%
1021051832		1	0.3%
1031050505		1	0.3%
1041020405		1	0.3%
1041040304		1	0.3%
1041050403		1	0.3%
1042080404		1	0.3%
1051050201		1	0.3%
1061010108		1	0.3%
1061010902		1	0.3%
1061060602		1	0.3%
1071050302		1	0.3%
1071050503		1	0.3%
1072020601		1	0.3%
1073020305		1	0.3%
1073050702		1	0.3%
1081060309		1	0.3%
1083010101		1	0.3%
1083010505		1	0.3%
1083050204		1	0.3%
1101050107		1	0.3%
1102030601		1	0.3%
1102040107		1	0.3%

File : CSEC6A

Villagecode: Village code

Value	Label	Cases	Percentage
1102060309		1	0.3%
1102070403		1	0.3%
1103050102		1	0.3%
1103060102		1	0.3%
1111020105		1	0.3%
1112020403		1	0.3%
1112020618		1	0.3%
1121020302		1	0.3%
1121040209		1	0.3%
1122030104		1	0.3%
1122040303		1	0.3%
1131050402		1	0.3%
1131050505		1	0.3%
1131110205		1	0.3%
1131120307		1	0.3%
1131130204		1	0.3%
1131130602		1	0.3%
1133030101		1	0.3%
1133030109		1	0.3%
1133030504		1	0.3%
1133040308		1	0.3%
1133060601		1	0.3%
1133070102		1	0.3%
1151030204		1	0.3%
1151040307		1	0.3%
1152020907		1	0.3%
1152030702		1	0.3%
1152050405		1	0.3%
1152070306		1	0.3%
1161020501		1	0.3%
1171030802		1	0.3%
1171040504		1	0.3%
1171100309		1	0.3%
1171100312		1	0.3%
1181010407		1	0.3%
1191030304		1	0.3%
1201050202		1	0.3%
1221020604		1	0.3%
1221050203		1	0.3%
1221060206		1	0.3%
1231080303		1	0.3%
1241010603		1	0.3%
1241030216		1	0.3%

File : CSEC6A

Villagecode: Village code

Value	Label	Cases	Percentage
1241040102		1	0.3%
1241070106		1	0.3%
1241080210		1	0.3%
2011060205		3	1.0%
2011100902		1	0.3%
2032020304		1	0.3%
2033010101		2	0.6%
2033030403		1	0.3%
2041010302		1	0.3%
2041020405		1	0.3%
2042030105		1	0.3%
2043010103		1	0.3%
2043010202		1	0.3%
2043020514		1	0.3%
2051040101		1	0.3%
2071030105		1	0.3%
2081021402		2	0.6%
2081040401		1	0.3%
2081071301		1	0.3%
2092010105		1	0.3%
2092010401		1	0.3%
2102050401		2	0.6%
2111010504		1	0.3%
2111030302		1	0.3%
2111060303		1	0.3%
2121040306		1	0.3%
2121050407		1	0.3%
2122020101		1	0.3%
2123050204		1	0.3%
2123110101		1	0.3%
2141010403		1	0.3%
2141010604		1	0.3%
2141020206		1	0.3%
2141080105		1	0.3%
2141130103		1	0.3%
2141130307		4	1.3%
2151090208		1	0.3%
2151150202		1	0.3%
2151200204		1	0.3%
2162020306		2	0.6%
2181030213		1	0.3%
2181150401		1	0.3%
2191031301		1	0.3%

File : CSEC6A

Villagecode: Village code

Value	Label	Cases	Percentage
2191031702		2	<div></div> 0.6%
2211090203		1	<div></div> 0.3%
2211090505		1	<div></div> 0.3%
2221060201		1	<div></div> 0.3%
2231080506		1	<div></div> 0.3%
2231200204		1	<div></div> 0.3%
2231210104		1	<div></div> 0.3%
2231210105		1	<div></div> 0.3%
2231210302		1	<div></div> 0.3%
2231260115		1	<div></div> 0.3%
2231280102		1	<div></div> 0.3%
2241050511		1	<div></div> 0.3%
2251030415		1	<div></div> 0.3%
2251110322		1	<div></div> 0.3%
2261010102		1	<div></div> 0.3%
2261030205		1	<div></div> 0.3%
2261030301		1	<div></div> 0.3%
2261040510		1	<div></div> 0.3%
2281020304		1	<div></div> 0.3%
2301070905		1	<div></div> 0.3%
2321010406		1	<div></div> 0.3%
2322030405		1	<div></div> 0.3%
3021010215		1	<div></div> 0.3%
3022010508		1	<div></div> 0.3%
3022010708		1	<div></div> 0.3%
3022030205		1	<div></div> 0.3%
3022040505		1	<div></div> 0.3%
3022050502		1	<div></div> 0.3%
3032010205		1	<div></div> 0.3%
3032020706		1	<div></div> 0.3%
3032040506		1	<div></div> 0.3%
3034020408		1	<div></div> 0.3%
3034040102		1	<div></div> 0.3%
3034040304		1	<div></div> 0.3%
3034050711		1	<div></div> 0.3%
3035030411		1	<div></div> 0.3%
3035040205		1	<div></div> 0.3%
3041020101		1	<div></div> 0.3%
3042040105		1	<div></div> 0.3%
3042040201		1	<div></div> 0.3%
3043010404		1	<div></div> 0.3%
3051020803		1	<div></div> 0.3%
3061020306		1	<div></div> 0.3%

File : CSEC6A

Villagecode: Village code

Value	Label	Cases	Percentage
3061030101		2	<div></div> 0.6%
3061060103		1	<div></div> 0.3%
3071080206		1	<div></div> 0.3%
3071080301		1	<div></div> 0.3%
3072020302		1	<div></div> 0.3%
3081020606		1	<div></div> 0.3%
3091020502		1	<div></div> 0.3%
3091030501		1	<div></div> 0.3%
3092040606		1	<div></div> 0.3%
3101020203		1	<div></div> 0.3%
3102060309		1	<div></div> 0.3%
3102060408		1	<div></div> 0.3%
3102070603		1	<div></div> 0.3%
3111030202		2	<div></div> 0.6%
3113020101		1	<div></div> 0.3%
3121050202		1	<div></div> 0.3%
3131020505		1	<div></div> 0.3%
3131040312		1	<div></div> 0.3%
3141030403		1	<div></div> 0.3%
3171010102		1	<div></div> 0.3%
3171020201		1	<div></div> 0.3%
3171060512		1	<div></div> 0.3%
3181030204		2	<div></div> 0.6%
3181070501		1	<div></div> 0.3%
3181140207		1	<div></div> 0.3%
3191030304		1	<div></div> 0.3%
3191050803		1	<div></div> 0.3%
3191070202		1	<div></div> 0.3%
3201030323		1	<div></div> 0.3%
3201080801		1	<div></div> 0.3%
3211030405		1	<div></div> 0.3%
3211050502		1	<div></div> 0.3%
3211060105		1	<div></div> 0.3%
3211070617		1	<div></div> 0.3%
3221080206		1	<div></div> 0.3%
3221110412		1	<div></div> 0.3%
3231040301		1	<div></div> 0.3%
3231060409		1	<div></div> 0.3%
3231070104		1	<div></div> 0.3%
3231080204		1	<div></div> 0.3%
3251010205		1	<div></div> 0.3%
3251030508		1	<div></div> 0.3%
3251030601		1	<div></div> 0.3%

File : CSEC6A

Villagecode: Village code

Value	Label	Cases	Percentage
3251030602		1	0.3%
3271030305		1	0.3%
3291060206		1	0.3%
3301070101		1	0.3%
3301070303		1	0.3%
3301100102		1	0.3%
4022070507		1	0.3%
4022080505		1	0.3%
4031010202		1	0.3%
4031050502		1	0.3%
4032010205		1	0.3%
4032050403		1	0.3%
4033010412		1	0.3%
4041020302		1	0.3%
4042070409		1	0.3%
4044030303		1	0.3%
4051040205		1	0.3%
4052080304		1	0.3%
4052110310		1	0.3%
4053010409		1	0.3%
4053020304		1	0.3%
4061080401		1	0.3%
4062010203		1	0.3%
4062100306		1	0.3%
4062120102		1	0.3%
4063030706		1	0.3%
4072020402		1	0.3%
4072050104		1	0.3%
4073030305		1	0.3%
4073060419		1	0.3%
4081020104		1	0.3%
4081120206		1	0.3%
4081130406		1	0.3%
4091010401		1	0.3%
4092030509		1	0.3%
4093010304		1	0.3%
4101020405		1	0.3%
4101050204		1	0.3%
4102010106		1	0.3%
4102010107		2	0.6%
4103030601		1	0.3%
4111030105		1	0.3%
4112030202		1	0.3%

File : CSEC6A

Villagecode: Village code

Value	Label	Cases	Percentage
4113020204		1	0.3%
4113040203		1	0.3%
4114020204		1	0.3%
4114030308		1	0.3%
4121030414		1	0.3%
4122010704		1	0.3%
4122030405		1	0.3%
4141160106		1	0.3%
4151050204		1	0.3%
4151060812		1	0.3%
4151100404		1	0.3%
4151140703		1	0.3%
4171010109		1	0.3%
4171020103		1	0.3%
4171040107		1	0.3%
4171050107		1	0.3%
4171100404		1	0.3%
4171140402		1	0.3%
4181040301		1	0.3%
4182010203		1	0.3%
4182020104		1	0.3%
4182090702		1	0.3%
4192040205		1	0.3%
4201070403		1	0.3%
4201080309		1	0.3%
4211080107		1	0.3%
4221020401		1	0.3%
4231090509		1	0.3%
4261040201		1	0.3%

Warning: these figures indicate the number of cases found in the data file. They cannot be interpreted as summary statistics of the population of interest.

C6AQ1: How many households reside in this community

Information	[Type= continuous] [Format=numeric] [Range= 13-10118] [Missing=*]
Statistics [NW/ W]	[Valid=303 -/] [Invalid=9 -/]

C6AQ2_1: How much of the land in the community is used for cultivating by villagers?

Information	[Type= continuous] [Format=numeric] [Range= 0-90] [Missing=*]
Statistics [NW/ W]	[Valid=306 -/] [Invalid=6 -/]

C6AQ2_2: How much of the land in the community is used for agro-business/plantation farmi

Information	[Type= continuous] [Format=numeric] [Range= 0-80] [Missing=*]
Statistics [NW/ W]	[Valid=306 -/] [Invalid=6 -/]

C6AQ2_3: How much of the land in the community is used for Forest?

Information	[Type= continuous] [Format=numeric] [Range= 0-60] [Missing=*]
-------------	---

File : CSEC6A

C6AQ2_3: How much of the land in the community is used for Forest?

Statistics [NW/ W] [Valid=306 /-] [Invalid=6 /-]

C6AQ2_4: How much of the land in the community is used for pasture (common access)?

Information [Type= continuous] [Format=numeric] [Range= 0-60] [Missing=*]

Statistics [NW/ W] [Valid=306 /-] [Invalid=6 /-]

C6AQ2_5: How much of the land in the community is used for wetland?

Information [Type= continuous] [Format=numeric] [Range= 0-35] [Missing=*]

Statistics [NW/ W] [Valid=306 /-] [Invalid=6 /-]

C6AQ2_6: How much of the land in the community is used for residential?

Information [Type= continuous] [Format=numeric] [Range= 5-100] [Missing=*]

Statistics [NW/ W] [Valid=306 /-] [Invalid=6 /-]

C6AQ2_7: How much of the land in the community is used for other uses?

Information [Type= continuous] [Format=numeric] [Range= 0-90] [Missing=*]

Statistics [NW/ W] [Valid=306 /-] [Invalid=6 /-]

C6AQ2_Other: How much of the land in the community is used for other uses (SPECIFY)


























Information [Type= discrete] [Format=character] [Missing=*]

Statistics [NW/ W] [Valid=163 /-] [Invalid=0 /-]

Value	Label	Cases	Percentage
(mission land) hospital, primary schools, mid wifely sch, church land		1	<div></div> 0.6%
BRICK MAKING		1	<div></div> 0.6%
BUSINESS		2	<div></div> 1.2%
BUSINESS AND SCHOOLS		1	<div></div> 0.6%
BUSINESS PREMISES		1	<div></div> 0.6%
BUSINESS PREMISES,		1	<div></div> 0.6%
BUSINESS PREMISES,SCH		1	<div></div> 0.6%
BUSINESS PRENISES, ROADS ,SCHOO MOSQUE		1	<div></div> 0.6%
BUSINESS REMISES,ROAD		1	<div></div> 0.6%
BUSINESSES		1	<div></div> 0.6%
BUSSINESS eg SHOPS		2	<div></div> 1.2%
BUSSINESSES e.g Market, shops, restraunts, bars and lodges		1	<div></div> 0.6%

File : CSEC6A

C6AQ2_Other: How much of the land in the community is used for other uses (SPECIFY)

Value	Label	Cases	Percentage
Boat anchoring		1	 0.6%
Business(Shops)		1	 0.6%
Businesses		1	 0.6%
CHURCH ,SCHO ROADS		1	 0.6%
CHURCH ACTIVITIES		1	 0.6%
CHURCH,ROAD		1	 0.6%
COMMERCIAL		2	 1.2%
COMMERCIAL BUILDINGS		1	 0.6%
COMMERCIAL PERMISES, CHURCH		1	 0.6%
COMMERCIAL PURPOSES		1	 0.6%
COMMERCIAL PURPOSES LIKE SHOPS		1	 0.6%
COMMERCIALS AND INSTITUTIONS		1	 0.6%
COMMERCIALS AND INSTUTIONS		1	 0.6%
Church and School institutions + commercial buildings		1	 0.6%
Churches		1	 0.6%
Cmmercial		1	 0.6%
Commercial		1	 0.6%
Commercial and institutions		1	 0.6%
Commercial area		3	 1.8%
Commercial buildings		2	 1.2%
Commercial buildings, Grain Mills and Schools		1	 0.6%
Commercial buildings, Schools and Hotels.		1	 0.6%
Commercial buldings		1	 0.6%
Commercial structures		1	 0.6%
Enclosed land excluded from		1	 0.6%

File : CSEC6A

C6AQ2_Other: How much of the land in the community is used for other uses (SPECIFY)

Value	Label	Cases	Percentage
the community for use.			
FARMS		1	<div></div> 0.6%
GRAZING LAND		1	<div></div> 0.6%
GRINDING MILL, SCHOOLS		1	<div></div> 0.6%
INDIVIDUAL GRAZING LAND		1	<div></div> 0.6%
INSTITUTIONAL		1	<div></div> 0.6%
INSTITUTIONS		6	<div></div> 3.7%
INSTITUTIONS AND COMMERCIALS		3	<div></div> 1.8%
INSTITUTIONS AND MILITARY BARACKS		2	<div></div> 1.2%
INSTUTIONS		1	<div></div> 0.6%
Industrial and Institutional		1	<div></div> 0.6%
Institutional		5	<div></div> 3.1%
Institutions		2	<div></div> 1.2%
Institutions and Businesses		1	<div></div> 0.6%
Institutions and commercial buildings		1	<div></div> 0.6%
Institutions and pasture lands		1	<div></div> 0.6%
LAKE		1	<div></div> 0.6%
LAKE USED FOR FISHING ACTIVITIES		1	<div></div> 0.6%
LODGES,SHOPE ETC		1	<div></div> 0.6%
MARKET		1	<div></div> 0.6%
MARKET,BUSSI PREMISES,		1	<div></div> 0.6%
Primary school		1	<div></div> 0.6%
RIVER WHICH PROVIDES WATER		1	<div></div> 0.6%
ROADS		2	<div></div> 1.2%
ROADS CHURCHES ,SCI		1	<div></div> 0.6%
ROADS, CHURCH		1	<div></div> 0.6%
ROADS,BUSSIN		1	<div></div> 0.6%

File : CSEC6A

C6AQ2_Other: How much of the land in the community is used for other uses (SPECIFY)

Value	Label	Cases	Percentage
ROCK		2	1.2%
SCHOOL		7	4.3%
SCHOOL ,HEAL CENTRE, ROADS		1	0.6%
SCHOOL ,ROAD AND CHURCH		1	0.6%
SCHOOL, CHURCH, ROADS		1	0.6%
SCHOOL, HEALTH CENTRE		1	0.6%
SCHOOL, HEALTH CENTRE, SHOPS		1	0.6%
SCHOOL,ROAD:		1	0.6%
SCHOOL.BUSIN PREMISES		1	0.6%
SCHOOLS		2	1.2%
SCHOOLS , TRADING CENTRE, HEALTH CENTRE, CCF PROJECT LAND		1	0.6%
SCHOOLS AND BUSINESS		1	0.6%
SCHOOLS AND BUSINESSES		1	0.6%
SCHOOLS CHURCHES		1	0.6%
SCHOOLS, SHOPS		1	0.6%
SHOP, SCHOOL		1	0.6%
SHOPS		3	1.8%
SHOPS, SCHOOL		1	0.6%
SHOPS, SCHOOLS, HOSPITAL		2	1.2%
SHOPS/ BUSINESS		4	2.5%
SUGAR FACTORY		1	0.6%
School, Church and commercial buildings.		1	0.6%

File : CSEC6A

C6AQ2_Other: How much of the land in the community is used for other uses (SPECIFY)

Value	Label	Cases	Percentage
Schools and Churches		2	1.2%
Schools, Chuerdhes		1	0.6%
Schools, Church and Mosque		1	0.6%
Schools, churches and commrcial buildings		1	0.6%
Schools; Church		1	0.6%
Stone quarrying		1	0.6%
TRADING CENTER, ROADS		1	0.6%
Woodlot		3	1.8%
business premises ,roads		1	0.6%
business premises,roads,scl		1	0.6%
coffee Factories		1	0.6%
commercial		3	1.8%
commercial and institutional purposes		1	0.6%
commercial buildings		1	0.6%
commercial buildings for business activities		1	0.6%
commercials and institutions		1	0.6%
grazing land		1	0.6%
institutions		3	1.8%
institutions and other commercial uses		1	0.6%
o		1	0.6%
paddocks		1	0.6%
river nile		1	0.6%
roads,church,scho		1	0.6%
roads,churches.		1	0.6%
roads,school		1	0.6%
school		4	2.5%
school,		1	0.6%
school, church,trading centre		1	0.6%

File : CSEC6A

C6AQ2_Other: How much of the land in the community is used for other uses (SPECIFY)

Value	Label	Cases	Percentage
school.health centre,roads,churc and mosque		1	<div></div> 0.6%
schools		1	<div></div> 0.6%
shops ,roads		1	<div></div> 0.6%
shops, abbatoir, factory		1	<div></div> 0.6%
shops, lodges, workshops, garages,		1	<div></div> 0.6%
stone quarrying		1	<div></div> 0.6%

Warning: these figures indicate the number of cases found in the data file. They cannot be interpreted as summary statistics of the population of interest.

Endtime_Community: End time of the community section

Information	[Type= discrete] [Format=character] [Missing=*]
Statistics [NW/ W]	[Valid=303 /-] [Invalid=0 /-]

Value	Label	Cases	Percentage
01/10/2013 10:27:44		1	<div></div> 0.3%
01/10/2013 13:44:39		1	<div></div> 0.3%
01/10/2013 14:11:48		1	<div></div> 0.3%
01/12/2013 09:22:37		1	<div></div> 0.3%
01/12/2013 11:29:25		1	<div></div> 0.3%
02/10/2013 06:22:51		1	<div></div> 0.3%
02/10/2013 10:38:22		1	<div></div> 0.3%
02/10/2013 15:56:59		1	<div></div> 0.3%
02/10/2013 16:54:29		1	<div></div> 0.3%
02/12/2013 09:24:22		1	<div></div> 0.3%
02/12/2013 12:41:13		2	<div></div> 0.7%
03/10/2013 05:40:35		1	<div></div> 0.3%
03/11/2013 10:34:49		1	<div></div> 0.3%
04/12/2013 09:52:14		2	<div></div> 0.7%
05/02/2014 15:50:05		1	<div></div> 0.3%
05/07/2014 13:59:27		1	<div></div> 0.3%
05/10/2013 11:32:46		1	<div></div> 0.3%



























File : CSEC6A

Endtime_Community: End time of the community section

Value	Label	Cases	Percentage
05/10/2013 13:48:22		1	 0.3%
05/10/2013 22:05:58		1	 0.3%
05/11/2013 00:18:53		1	 0.3%
05/12/2013 15:53:54		1	 0.3%
05/12/2013 16:03:35		1	 0.3%
06/10/2013 11:47:57		1	 0.3%
06/12/2013 10:30:58		1	 0.3%
06/12/2013 10:57:42		1	 0.3%
06/12/2013 15:30:19		1	 0.3%
06/12/2013 15:33:18		1	 0.3%
07/10/2013 12:30:17		1	 0.3%
07/10/2013 16:30:54		1	 0.3%
08/10/2013 16:22:07		1	 0.3%
08/11/2013 11:36:58		1	 0.3%
08/11/2013 13:19:19		1	 0.3%
08/11/2013 13:40:46		1	 0.3%
08/12/2013 10:44:13		1	 0.3%
08/12/2013 12:57:31		1	 0.3%
08/12/2013 14:05:42		1	 0.3%
08/12/2013 18:42:34		1	 0.3%
09/10/2013 15:12:40		1	 0.3%
09/12/2013 09:46:19		1	 0.3%
09/12/2013 10:29:32		1	 0.3%
09/12/2013 13:34:57		1	 0.3%
09/12/2013 14:58:43		1	 0.3%
10/02/2014 10:17:44		1	 0.3%



























File : CSEC6A

Endtime_Community: End time of the community section

Value	Label	Cases	Percentage
10/02/2014 15:27:16		1	 0.3%
10/02/2014 18:55:51		1	 0.3%
10/10/2013 18:54:02		1	 0.3%
10/12/2013 10:10:26		1	 0.3%
10/12/2013 10:38:06		1	 0.3%
10/12/2013 12:47:15		1	 0.3%
10/12/2013 12:48:45		1	 0.3%
10/12/2013 13:11:58		1	 0.3%
10/12/2013 15:41:07		1	 0.3%
11/02/2014 15:51:29		1	 0.3%
11/02/2014 16:47:53		1	 0.3%
11/10/2013 13:10:54		4	 1.3%
11/12/2013 11:27:18		1	 0.3%
11/12/2013 12:25:23		1	 0.3%
11/12/2013 14:02:10		1	 0.3%
11/12/2013 16:15:45		1	 0.3%
12/02/2014 10:42:42		1	 0.3%
12/02/2014 17:10:45		1	 0.3%
12/02/2014 19:30:34		1	 0.3%
12/02/2014 21:51:32		1	 0.3%
12/12/2013 11:52:12		1	 0.3%
12/12/2013 16:57:09		1	 0.3%
13/01/2014 23:36:24		1	 0.3%
13/02/2014 11:48:55		1	 0.3%
13/02/2014 12:38:42		1	 0.3%
13/02/2014 12:46:30		1	 0.3%



























File : CSEC6A

Endtime_Community: End time of the community section

Value	Label	Cases	Percentage
13/02/2014 17:27:52		1	 0.3%
13/02/2014 18:27:30		1	 0.3%
13/12/2013 10:19:09		1	 0.3%
13/12/2013 12:45:37		1	 0.3%
13/12/2013 14:23:13		1	 0.3%
13/12/2013 14:46:31		1	 0.3%
13/12/2013 22:22:39		1	 0.3%
14/02/2014 14:44:34		1	 0.3%
14/02/2014 15:32:43		1	 0.3%
14/02/2014 15:49:29		1	 0.3%
14/02/2014 17:34:09		2	 0.7%
14/12/2013 11:14:12		1	 0.3%
14/12/2013 13:09:19		1	 0.3%
14/12/2013 14:17:17		1	 0.3%
14/12/2013 21:18:46		1	 0.3%
15/01/2014 10:14:52		1	 0.3%
15/01/2014 12:25:03		1	 0.3%
15/01/2014 12:33:20		1	 0.3%
15/01/2014 12:35:15		1	 0.3%
15/02/2014 11:18:32		1	 0.3%
15/02/2014 12:18:12		1	 0.3%
15/02/2014 12:50:11		1	 0.3%
15/02/2014 14:01:04		1	 0.3%
15/12/2013 10:58:37		1	 0.3%
15/12/2013 11:28:24		1	 0.3%
15/12/2013 11:41:46		1	 0.3%

File : CSEC6A

Endtime_Community: End time of the community section

Value	Label	Cases	Percentage
15/12/2013 14:28:19		1	 0.3%
15/12/2013 21:56:10		1	 0.3%
16/01/2014 10:58:58		1	 0.3%
16/01/2014 11:09:05		1	 0.3%
16/01/2014 15:38:17		1	 0.3%
16/01/2014 16:57:29		1	 0.3%
16/02/2014 11:20:19		1	 0.3%
16/02/2014 13:29:37		1	 0.3%
16/02/2014 13:48:52		1	 0.3%
16/02/2014 14:22:02		1	 0.3%
16/02/2014 14:27:36		1	 0.3%
16/02/2014 14:44:53		1	 0.3%
16/10/2013 10:49:31		1	 0.3%
16/10/2013 11:50:45		1	 0.3%
16/10/2013 14:59:08		1	 0.3%
16/10/2013 15:06:46		1	 0.3%
16/11/2013 12:55:26		1	 0.3%
16/11/2013 15:58:57		1	 0.3%
16/12/2013 11:48:30		1	 0.3%
17/01/2014 11:33:50		1	 0.3%
17/01/2014 12:52:18		1	 0.3%
17/01/2014 16:17:47		1	 0.3%
17/02/2014 11:56:59		1	 0.3%
17/02/2014 12:25:06		1	 0.3%
17/03/2014 14:17:43		1	 0.3%
17/07/2014 17:15:44		1	 0.3%

File : CSEC6A

Endtime_Community: End time of the community section

Value	Label	Cases	Percentage
17/10/2013 23:15:39		1	<div></div> 0.3%
17/11/2013 12:44:13		1	<div></div> 0.3%
17/11/2013 14:25:06		1	<div></div> 0.3%
17/11/2013 15:31:03		1	<div></div> 0.3%
17/11/2013 17:17:47		2	<div></div> 0.7%
17/11/2013 17:53:27		1	<div></div> 0.3%
17/12/2013 14:12:23		1	<div></div> 0.3%
17/12/2013 16:32:55		1	<div></div> 0.3%
18/01/2014 11:14:38		1	<div></div> 0.3%
18/02/2014 14:46:10		2	<div></div> 0.7%
18/02/2014 15:23:11		1	<div></div> 0.3%
18/02/2014 17:01:37		1	<div></div> 0.3%
18/02/2014 21:10:33		1	<div></div> 0.3%
18/10/2013 08:01:14		1	<div></div> 0.3%
18/10/2013 09:41:52		1	<div></div> 0.3%
18/10/2013 14:35:34		2	<div></div> 0.7%
18/12/2013 14:46:12		1	<div></div> 0.3%
19/01/2014 10:03:39		1	<div></div> 0.3%
19/01/2014 10:38:10		1	<div></div> 0.3%
19/01/2014 10:39:01		1	<div></div> 0.3%
19/01/2014 11:09:34		1	<div></div> 0.3%
19/01/2014 11:40:37		1	<div></div> 0.3%
19/01/2014 11:58:13		1	<div></div> 0.3%
19/01/2014 16:08:13		1	<div></div> 0.3%
19/02/2014 10:16:55		1	<div></div> 0.3%
19/02/2014 18:38:56		1	<div></div> 0.3%

File : CSEC6A

Endtime_Community: End time of the community section

Value	Label	Cases	Percentage
19/09/2013 12:24:06		1	<div></div> 0.3%
19/10/2013 09:42:26		2	<div></div> 0.7%
19/10/2013 12:52:55		1	<div></div> 0.3%
19/10/2013 13:08:30		1	<div></div> 0.3%
19/10/2013 13:52:26		1	<div></div> 0.3%
19/10/2013 17:35:03		1	<div></div> 0.3%
19/11/2013 10:04:24		1	<div></div> 0.3%
19/11/2013 10:40:20		1	<div></div> 0.3%
19/11/2013 12:57:32		1	<div></div> 0.3%
19/11/2013 16:14:52		1	<div></div> 0.3%
20/01/2014 12:08:27		1	<div></div> 0.3%
20/01/2014 13:40:02		1	<div></div> 0.3%
20/01/2014 16:39:32		1	<div></div> 0.3%
20/01/2014 18:04:48		1	<div></div> 0.3%
20/02/2014 14:20:57		1	<div></div> 0.3%
20/02/2014 14:42:48		1	<div></div> 0.3%
20/02/2014 15:49:38		1	<div></div> 0.3%
20/02/2014 15:59:29		1	<div></div> 0.3%
20/02/2014 17:33:34		1	<div></div> 0.3%
20/10/2013 10:56:38		2	<div></div> 0.7%
20/10/2013 10:58:29		1	<div></div> 0.3%
20/10/2013 13:23:59		1	<div></div> 0.3%
20/10/2013 13:31:26		1	<div></div> 0.3%
20/10/2013 15:28:26		1	<div></div> 0.3%
20/11/2013 09:58:51		1	<div></div> 0.3%
20/11/2013 15:04:46		1	<div></div> 0.3%

File : CSEC6A

Endtime_Community: End time of the community section

Value	Label	Cases	Percentage
20/11/2013 15:43:23		1	 0.3%
21/01/2014 12:12:05		1	 0.3%
21/01/2014 12:20:38		1	 0.3%
21/01/2014 13:19:49		1	 0.3%
21/01/2014 13:43:24		1	 0.3%
21/01/2014 18:21:26		1	 0.3%
21/02/2014 14:01:40		1	 0.3%
21/02/2014 17:59:43		1	 0.3%
21/07/2014 18:04:26		1	 0.3%
21/09/2012 19:05:48		1	 0.3%
21/10/2013 08:21:39		1	 0.3%
21/10/2013 09:37:05		1	 0.3%
21/11/2013 09:16:46		1	 0.3%
21/11/2013 09:21:24		1	 0.3%
21/11/2013 10:52:42		1	 0.3%
21/11/2013 12:24:46		1	 0.3%
21/11/2013 15:34:34		1	 0.3%
21/11/2013 15:47:03		1	 0.3%
22/01/2014 10:52:33		1	 0.3%
22/01/2014 11:03:50		1	 0.3%
22/01/2014 11:06:24		1	 0.3%
22/01/2014 11:52:22		1	 0.3%
22/01/2014 18:56:37		1	 0.3%
22/02/2014 13:54:46		2	 0.7%
22/09/2013 15:54:23		1	 0.3%
22/10/2013 12:51:30		1	 0.3%



























File : CSEC6A

Endtime_Community: End time of the community section

Value	Label	Cases	Percentage
22/10/2013 15:46:39		1	<div></div> 0.3%
22/10/2013 17:27:51		1	<div></div> 0.3%
22/11/2013 12:57:41		1	<div></div> 0.3%
22/11/2013 14:25:09		1	<div></div> 0.3%
22/11/2013 16:00:59		1	<div></div> 0.3%
23/01/2014 09:24:39		1	<div></div> 0.3%
23/01/2014 09:58:34		1	<div></div> 0.3%
23/01/2014 10:54:51		1	<div></div> 0.3%
23/01/2014 11:24:24		1	<div></div> 0.3%
23/01/2014 12:10:21		1	<div></div> 0.3%
23/01/2014 16:17:16		1	<div></div> 0.3%
23/02/2014 15:55:21		1	<div></div> 0.3%
23/02/2014 18:03:26		2	<div></div> 0.7%
23/10/2013 13:50:19		1	<div></div> 0.3%
23/10/2013 14:28:08		1	<div></div> 0.3%
23/10/2013 18:35:28		1	<div></div> 0.3%
23/10/2013 20:51:00		1	<div></div> 0.3%
23/11/2013 10:15:58		1	<div></div> 0.3%
23/11/2013 10:34:29		1	<div></div> 0.3%
23/11/2013 12:44:52		1	<div></div> 0.3%
23/11/2013 13:13:10		1	<div></div> 0.3%
23/11/2013 16:55:58		1	<div></div> 0.3%
24/01/2014 10:35:38		1	<div></div> 0.3%
24/01/2014 11:44:54		1	<div></div> 0.3%
24/01/2014 14:03:37		1	<div></div> 0.3%
24/01/2014 14:41:23		1	<div></div> 0.3%

File : CSEC6A

Endtime_Community: End time of the community section

Value	Label	Cases	Percentage
24/02/2014 19:15:17		1	 0.3%
24/10/2013 10:31:38		1	 0.3%
24/10/2013 11:58:48		3	 1.0%
24/10/2013 16:12:46		1	 0.3%
24/10/2013 16:48:48		1	 0.3%
24/11/2013 10:55:46		1	 0.3%
24/11/2013 16:26:24		1	 0.3%
25/01/2014 12:52:13		1	 0.3%
25/01/2014 16:07:43		1	 0.3%
25/10/2013 11:15:48		1	 0.3%
25/10/2013 13:25:31		1	 0.3%
25/10/2013 14:05:06		1	 0.3%
25/11/2013 11:52:25		1	 0.3%
25/11/2013 17:23:20		1	 0.3%
26/01/2014 14:42:14		1	 0.3%
26/01/2014 19:03:28		1	 0.3%
26/02/2014 14:20:45		1	 0.3%
26/02/2014 16:59:37		2	 0.7%
26/09/2013 16:35:22		1	 0.3%
26/10/2013 11:01:58		1	 0.3%
26/10/2013 12:35:08		1	 0.3%
26/10/2013 13:49:06		1	 0.3%
26/10/2013 13:55:02		1	 0.3%
26/10/2013 14:27:50		1	 0.3%
26/11/2013 17:31:40		1	 0.3%
27/01/2014 10:08:06		1	 0.3%

File : CSEC6A

Endtime_Community: End time of the community section

Value	Label	Cases	Percentage
27/09/2013 15:01:35		1	0.3%
27/09/2013 23:31:59		1	0.3%
27/10/2013 11:58:42		1	0.3%
27/10/2013 16:24:29		1	0.3%
27/10/2013 16:39:40		1	0.3%
27/10/2013 17:05:37		1	0.3%
27/11/2013 09:53:09		1	0.3%
27/11/2013 11:26:44		1	0.3%
27/11/2013 12:00:10		1	0.3%
27/11/2013 12:27:59		1	0.3%
27/11/2013 14:38:31		1	0.3%
27/11/2013 14:38:47		1	0.3%
28/01/2014 12:07:40		1	0.3%
28/01/2014 14:25:06		1	0.3%
28/02/2014 12:40:18		1	0.3%
28/09/2012 20:36:39		1	0.3%
28/09/2013 13:28:58		1	0.3%
28/11/2013 11:41:19		1	0.3%
28/11/2013 19:23:53		1	0.3%
29/01/2014 11:14:16		1	0.3%
29/01/2014 15:23:42		1	0.3%
29/09/2012 23:59:59		1	0.3%
29/09/2013 13:34:33		1	0.3%
29/09/2013 16:40:20		1	0.3%
29/09/2013 18:09:25		1	0.3%
29/10/2013 15:02:59		1	0.3%

File : CSEC6A

Endtime_Community: End time of the community section

Value	Label	Cases	Percentage
29/11/2013 10:59:44		1	<div></div> 0.3%
29/11/2013 12:13:23		1	<div></div> 0.3%
29/11/2013 19:55:50		1	<div></div> 0.3%
29/11/2013 23:28:23		1	<div></div> 0.3%
29/11/2013 23:55:03		1	<div></div> 0.3%
30/09/2012 11:20:03		1	<div></div> 0.3%
30/09/2013 12:52:28		1	<div></div> 0.3%
30/10/2013 10:54:23		1	<div></div> 0.3%
30/10/2013 16:01:18		1	<div></div> 0.3%
31/01/2014 12:05:19		1	<div></div> 0.3%

Warning: these figures indicate the number of cases found in the data file. They cannot be interpreted as summary statistics of the population of interest.

Survey_Visit: Select visit 1 or 2 for the entire survey

Information		[Type= discrete] [Format=numeric] [Range= 1-2] [Missing=*]			
Statistics [NW/ W]		[Valid=312 /-] [Invalid=0 /-]			
Value	Label	Cases	Percentage		
1	Visit 1	40	<div></div>	12.8%	
2	Visit 2	272	<div></div>	87.2%	

Warning: these figures indicate the number of cases found in the data file. They cannot be interpreted as summary statistics of the population of interest.

ComOrg_Response: Community Organisations Response Status

Information		[Type= discrete] [Format=numeric] [Range= 1-3] [Missing=*]			
Statistics [NW/ W]		[Valid=258 /-] [Invalid=54 /-]			
Value	Label	Cases	Percentage		
1	Completed	196	<div></div>	76.0%	
2	Partially Done	29	<div></div>	11.2%	
3	Not Done	33	<div></div>	12.8%	
Sysmiss		54			

Warning: these figures indicate the number of cases found in the data file. They cannot be interpreted as summary statistics of the population of interest.

Reason_Comm_Org_Not_Done: Reason Community Organisations not done

Information		[Type= discrete] [Format=character] [Missing=*]		
Statistics [NW/ W]		[Valid=32 /-] [Invalid=0 /-]		
Value	Label	Cases	Percentage	
CLOSED OVER THE WEEKEND		1	<div></div>	3.1%

File : CSEC6A

Reason_Comm_Org_Not_Done: Reason Community Organisations not done

Value	Label	Cases	Percentage
COMPLETED VISIT 1		1	3.1%
COMPLETED VISIT 1		1	3.1%
Done complete visit 1		1	3.1%
FACILITY USED IS HOSPITAL		1	3.1%
Health Centre demolished for renovation		1	3.1%
Hospital		1	3.1%
Hospital level		1	3.1%
NO ELIGIBLE STAFF AT HEALTH CENTRE		1	3.1%
On Holiday		1	3.1%
Refferal Hospital		1	3.1%
SHARED WITH CLUSTER		1	3.1%
Shared with cluster 1171100312		1	3.1%
THE COMMUNITY USE A PRIVATE HOSPITAL- KINYARA S.W HOSPITAL		1	3.1%
THE COMMUNITY USE MASINDI HOSPITAL		1	3.1%
THE COMMUNITY USES THE HOSPITAL		1	3.1%
THE INCHARGE WAS NOT AROUND AND OTHER STAFF COULD NOT HELP		1	3.1%
THEY USE NSAMBYA HOSPITAL		1	3.1%
The community members access their treatment from Naguru Hospital		1	3.1%

File : CSEC6A

Reason_Comm_Org_Not_Done: Reason Community Organisations not done

Value	Label	Cases	Percentage
The community uses the Hospital-Rubaga Hospital		1	3.1%
WEEKEND AND BAD WEATHER - NO STAFF		1	3.1%
WEEKEND NO ELIGIBLE STAFF		1	3.1%
community uses BUTABIKA HOSPITAL		1	3.1%
completed during first visit		1	3.1%
health centre demolished for renovation		1	3.1%
hospital		1	3.1%
no health centre at the island		1	3.1%
the community go to kagadi hospital		1	3.1%
the community use the hospital		1	3.1%
the community uses the Hospital		1	3.1%
the community uses the hospital		1	3.1%
they uses mulago hospital - very near		1	3.1%

Warning: these figures indicate the number of cases found in the data file. They cannot be interpreted as summary statistics of the population of interest.

File : CSEC6B

District_Name: District name

Information [Type= discrete] [Format=numeric] [Range= 101-426] [Missing=*]

Statistics [NW/ W] [Valid=4030 /-] [Invalid=0 /-]

Value	Label	Cases	Percentage
101		13	0.3%
102		390	9.7%
103		13	0.3%
104		52	1.3%
105		13	0.3%
106		39	1.0%
107		65	1.6%
108		52	1.3%
110		91	2.3%
111		39	1.0%
112		52	1.3%
113		156	3.9%
115		78	1.9%
116		13	0.3%
117		52	1.3%
118		13	0.3%
119		13	0.3%
120		13	0.3%
122		39	1.0%
123		13	0.3%
124		65	1.6%
201		52	1.3%
203		52	1.3%
204		78	1.9%
205		13	0.3%
207		13	0.3%
208		52	1.3%
209		26	0.6%
210		26	0.6%
211		39	1.0%
212		65	1.6%
214		117	2.9%
215		39	1.0%
216		26	0.6%
218		26	0.6%
219		39	1.0%
221		26	0.6%
222		13	0.3%
223		91	2.3%
224		13	0.3%
225		26	0.6%

File : CSEC6B

District_Name: District name

Value	Label	Cases	Percentage
226		52	<div></div> 1.3%
228		13	<div></div> 0.3%
230		13	<div></div> 0.3%
232		26	<div></div> 0.6%
302		78	<div></div> 1.9%
303		117	<div></div> 2.9%
304		52	<div></div> 1.3%
305		13	<div></div> 0.3%
306		52	<div></div> 1.3%
307		39	<div></div> 1.0%
308		13	<div></div> 0.3%
309		39	<div></div> 1.0%
310		52	<div></div> 1.3%
311		39	<div></div> 1.0%
312		13	<div></div> 0.3%
313		26	<div></div> 0.6%
314		13	<div></div> 0.3%
317		39	<div></div> 1.0%
318		52	<div></div> 1.3%
319		39	<div></div> 1.0%
320		26	<div></div> 0.6%
321		52	<div></div> 1.3%
322		26	<div></div> 0.6%
323		52	<div></div> 1.3%
325		52	<div></div> 1.3%
327		13	<div></div> 0.3%
329		13	<div></div> 0.3%
330		39	<div></div> 1.0%
402		26	<div></div> 0.6%
403		65	<div></div> 1.6%
404		39	<div></div> 1.0%
405		65	<div></div> 1.6%
406		65	<div></div> 1.6%
407		52	<div></div> 1.3%
408		39	<div></div> 1.0%
409		39	<div></div> 1.0%
410		78	<div></div> 1.9%
411		78	<div></div> 1.9%
412		39	<div></div> 1.0%
414		13	<div></div> 0.3%
415		52	<div></div> 1.3%
417		78	<div></div> 1.9%
418		52	<div></div> 1.3%

File : CSEC6B

District_Name: District name

Value	Label	Cases	Percentage
419		13	0.3%
420		26	0.6%
421		13	0.3%
422		13	0.3%
423		13	0.3%
426		13	0.3%

Warning: these figures indicate the number of cases found in the data file. They cannot be interpreted as summary statistics of the population of interest.

SubCounty: Sub-county/division/town council

Information	[Type= discrete] [Format=numeric] [Range= 101204-426104] [Missing=*]
Statistics [NW/ W]	[Valid=4030 /-] [Invalid=0 /-]

Value	Label	Cases	Percentage
101204		13	0.3%
102101		26	0.6%
102102		52	1.3%
102103		130	3.2%
102104		78	1.9%
102105		104	2.6%
103105		13	0.3%
104102		13	0.3%
104104		13	0.3%
104105		13	0.3%
104208		13	0.3%
105105		13	0.3%
106101		26	0.6%
106106		13	0.3%
107105		26	0.6%
107202		13	0.3%
107302		13	0.3%
107305		13	0.3%
108106		13	0.3%
108301		26	0.6%
108305		13	0.3%
110105		13	0.3%
110203		13	0.3%
110204		13	0.3%
110206		13	0.3%
110207		13	0.3%
110305		13	0.3%
110306		13	0.3%
111102		13	0.3%
111202		26	0.6%
112102		13	0.3%
112104		13	0.3%

File : CSEC6B

SubCounty: Sub-county/division/town council

Value	Label	Cases	Percentage
112203		13	<div></div> 0.3%
112204		13	<div></div> 0.3%
113105		26	<div></div> 0.6%
113111		13	<div></div> 0.3%
113112		13	<div></div> 0.3%
113113		26	<div></div> 0.6%
113303		39	<div></div> 1.0%
113304		13	<div></div> 0.3%
113306		13	<div></div> 0.3%
113307		13	<div></div> 0.3%
115103		13	<div></div> 0.3%
115104		13	<div></div> 0.3%
115202		13	<div></div> 0.3%
115203		13	<div></div> 0.3%
115205		13	<div></div> 0.3%
115207		13	<div></div> 0.3%
116102		13	<div></div> 0.3%
117103		13	<div></div> 0.3%
117104		13	<div></div> 0.3%
117110		26	<div></div> 0.6%
118101		13	<div></div> 0.3%
119103		13	<div></div> 0.3%
120105		13	<div></div> 0.3%
122102		13	<div></div> 0.3%
122105		13	<div></div> 0.3%
122106		13	<div></div> 0.3%
123108		13	<div></div> 0.3%
124101		13	<div></div> 0.3%
124103		13	<div></div> 0.3%
124104		13	<div></div> 0.3%
124107		13	<div></div> 0.3%
124108		13	<div></div> 0.3%
201106		39	<div></div> 1.0%
201110		13	<div></div> 0.3%
203202		13	<div></div> 0.3%
203301		26	<div></div> 0.6%
203303		13	<div></div> 0.3%
204101		13	<div></div> 0.3%
204102		13	<div></div> 0.3%
204203		13	<div></div> 0.3%
204301		26	<div></div> 0.6%
204302		13	<div></div> 0.3%
205104		13	<div></div> 0.3%

File : CSEC6B

SubCounty: Sub-county/division/town council

Value	Label	Cases	Percentage
207103		13	0.3%
208102		26	0.6%
208104		13	0.3%
208107		13	0.3%
209201		26	0.6%
210205		26	0.6%
211101		13	0.3%
211103		13	0.3%
211106		13	0.3%
212104		13	0.3%
212105		13	0.3%
212202		13	0.3%
212305		13	0.3%
212311		13	0.3%
214101		26	0.6%
214102		13	0.3%
214108		13	0.3%
214113		65	1.6%
215109		13	0.3%
215115		13	0.3%
215120		13	0.3%
216202		26	0.6%
218103		13	0.3%
218115		13	0.3%
219103		39	1.0%
221109		26	0.6%
222106		13	0.3%
223108		13	0.3%
223120		13	0.3%
223121		39	1.0%
223126		13	0.3%
223128		13	0.3%
224105		13	0.3%
225103		13	0.3%
225111		13	0.3%
226101		13	0.3%
226103		26	0.6%
226104		13	0.3%
228102		13	0.3%
230107		13	0.3%
232101		13	0.3%
232203		13	0.3%
302101		13	0.3%

File : CSEC6B

SubCounty: Sub-county/division/town council

Value	Label	Cases	Percentage
302201		26	0.6%
302203		13	0.3%
302204		13	0.3%
302205		13	0.3%
303201		13	0.3%
303202		13	0.3%
303204		13	0.3%
303402		13	0.3%
303404		26	0.6%
303405		13	0.3%
303503		13	0.3%
303504		13	0.3%
304102		13	0.3%
304204		26	0.6%
304301		13	0.3%
305102		13	0.3%
306102		13	0.3%
306103		26	0.6%
306106		13	0.3%
307108		26	0.6%
307202		13	0.3%
308102		13	0.3%
309102		13	0.3%
309103		13	0.3%
309204		13	0.3%
310102		13	0.3%
310206		26	0.6%
310207		13	0.3%
311103		26	0.6%
311302		13	0.3%
312105		13	0.3%
313102		13	0.3%
313104		13	0.3%
314103		13	0.3%
317101		13	0.3%
317102		13	0.3%
317106		13	0.3%
318103		26	0.6%
318107		13	0.3%
318114		13	0.3%
319103		13	0.3%
319105		13	0.3%
319107		13	0.3%

File : CSEC6B

SubCounty: Sub-county/division/town council

Value	Label	Cases	Percentage
320103		13	<div></div> 0.3%
320108		13	<div></div> 0.3%
321103		13	<div></div> 0.3%
321105		13	<div></div> 0.3%
321106		13	<div></div> 0.3%
321107		13	<div></div> 0.3%
322108		13	<div></div> 0.3%
322111		13	<div></div> 0.3%
323104		13	<div></div> 0.3%
323106		13	<div></div> 0.3%
323107		13	<div></div> 0.3%
323108		13	<div></div> 0.3%
325101		13	<div></div> 0.3%
325103		39	<div></div> 1.0%
327103		13	<div></div> 0.3%
329106		13	<div></div> 0.3%
330107		26	<div></div> 0.6%
330110		13	<div></div> 0.3%
402207		13	<div></div> 0.3%
402208		13	<div></div> 0.3%
403101		13	<div></div> 0.3%
403105		13	<div></div> 0.3%
403201		13	<div></div> 0.3%
403205		13	<div></div> 0.3%
403301		13	<div></div> 0.3%
404102		13	<div></div> 0.3%
404207		13	<div></div> 0.3%
404403		13	<div></div> 0.3%
405104		13	<div></div> 0.3%
405208		13	<div></div> 0.3%
405211		13	<div></div> 0.3%
405301		13	<div></div> 0.3%
405302		13	<div></div> 0.3%
406108		13	<div></div> 0.3%
406201		13	<div></div> 0.3%
406210		13	<div></div> 0.3%
406212		13	<div></div> 0.3%
406303		13	<div></div> 0.3%
407202		13	<div></div> 0.3%
407205		13	<div></div> 0.3%
407303		13	<div></div> 0.3%
407306		13	<div></div> 0.3%
408102		13	<div></div> 0.3%

File : CSEC6B

SubCounty: Sub-county/division/town council

Value	Label	Cases	Percentage
408112		13	<div></div> 0.3%
408113		13	<div></div> 0.3%
409101		13	<div></div> 0.3%
409203		13	<div></div> 0.3%
409301		13	<div></div> 0.3%
410102		13	<div></div> 0.3%
410105		13	<div></div> 0.3%
410201		39	<div></div> 1.0%
410303		13	<div></div> 0.3%
411103		13	<div></div> 0.3%
411203		13	<div></div> 0.3%
411302		13	<div></div> 0.3%
411304		13	<div></div> 0.3%
411402		13	<div></div> 0.3%
411403		13	<div></div> 0.3%
412103		13	<div></div> 0.3%
412201		13	<div></div> 0.3%
412203		13	<div></div> 0.3%
414116		13	<div></div> 0.3%
415105		13	<div></div> 0.3%
415106		13	<div></div> 0.3%
415110		13	<div></div> 0.3%
415114		13	<div></div> 0.3%
417101		13	<div></div> 0.3%
417102		13	<div></div> 0.3%
417104		13	<div></div> 0.3%
417105		13	<div></div> 0.3%
417110		13	<div></div> 0.3%
417114		13	<div></div> 0.3%
418104		13	<div></div> 0.3%
418201		13	<div></div> 0.3%
418202		13	<div></div> 0.3%
418209		13	<div></div> 0.3%
419204		13	<div></div> 0.3%
420107		13	<div></div> 0.3%
420108		13	<div></div> 0.3%
421108		13	<div></div> 0.3%
422102		13	<div></div> 0.3%
423109		13	<div></div> 0.3%
426104		13	<div></div> 0.3%

Warning: these figures indicate the number of cases found in the data file. They cannot be interpreted as summary statistics of the population of interest.

Parish: Parish/ward

Information [Type= discrete] [Format=numeric] [Range= 10120402-42610402] [Missing=*]

File : CSEC6B

Parish: Parish/ward

Statistics [NW/ W] [Valid=4030 /-] [Invalid=0 /-]

Value	Label	Cases	Percentage
10120402		13	0.3%
10210104		13	0.3%
10210108		13	0.3%
10210202		13	0.3%
10210205		13	0.3%
10210206		13	0.3%
10210208		13	0.3%
10210301		13	0.3%
10210302		13	0.3%
10210304		13	0.3%
10210305		26	0.6%
10210306		13	0.3%
10210308		13	0.3%
10210309		26	0.6%
10210312		13	0.3%
10210401		13	0.3%
10210402		13	0.3%
10210410		13	0.3%
10210411		13	0.3%
10210417		13	0.3%
10210419		13	0.3%
10210501		13	0.3%
10210503		13	0.3%
10210504		26	0.6%
10210510		13	0.3%
10210513		13	0.3%
10210515		13	0.3%
10210518		13	0.3%
10310505		13	0.3%
10410204		13	0.3%
10410403		13	0.3%
10410504		13	0.3%
10420804		13	0.3%
10510502		13	0.3%
10610101		13	0.3%
10610109		13	0.3%
10610606		13	0.3%
10710503		13	0.3%
10710505		13	0.3%
10720206		13	0.3%
10730203		13	0.3%
10730507		13	0.3%

File : CSEC6B

Parish: Parish/ward

Value	Label	Cases	Percentage	
10810603		13	<div></div>	0.3%
10830101		13	<div></div>	0.3%
10830105		13	<div></div>	0.3%
10830502		13	<div></div>	0.3%
11010501		13	<div></div>	0.3%
11020306		13	<div></div>	0.3%
11020401		13	<div></div>	0.3%
11020603		13	<div></div>	0.3%
11020704		13	<div></div>	0.3%
11030501		13	<div></div>	0.3%
11030601		13	<div></div>	0.3%
11110201		13	<div></div>	0.3%
11120204		13	<div></div>	0.3%
11120206		13	<div></div>	0.3%
11210203		13	<div></div>	0.3%
11210402		13	<div></div>	0.3%
11220301		13	<div></div>	0.3%
11220403		13	<div></div>	0.3%
11310504		13	<div></div>	0.3%
11310505		13	<div></div>	0.3%
11311102		13	<div></div>	0.3%
11311203		13	<div></div>	0.3%
11311302		13	<div></div>	0.3%
11311306		13	<div></div>	0.3%
11330301		26	<div></div>	0.6%
11330305		13	<div></div>	0.3%
11330403		13	<div></div>	0.3%
11330606		13	<div></div>	0.3%
11330701		13	<div></div>	0.3%
11510302		13	<div></div>	0.3%
11510403		13	<div></div>	0.3%
11520209		13	<div></div>	0.3%
11520307		13	<div></div>	0.3%
11520504		13	<div></div>	0.3%
11520703		13	<div></div>	0.3%
11610205		13	<div></div>	0.3%
11710308		13	<div></div>	0.3%
11710405		13	<div></div>	0.3%
11711003		26	<div></div>	0.6%
11810104		13	<div></div>	0.3%
11910303		13	<div></div>	0.3%
12010502		13	<div></div>	0.3%
12210206		13	<div></div>	0.3%

File : CSEC6B

Parish: Parish/ward

Value	Label	Cases	Percentage
12210502		13	0.3%
12210602		13	0.3%
12310803		13	0.3%
12410106		13	0.3%
12410302		13	0.3%
12410401		13	0.3%
12410701		13	0.3%
12410802		13	0.3%
20110602		39	1.0%
20111009		13	0.3%
20320203		13	0.3%
20330101		26	0.6%
20330304		13	0.3%
20410103		13	0.3%
20410204		13	0.3%
20420301		13	0.3%
20430101		13	0.3%
20430102		13	0.3%
20430205		13	0.3%
20510401		13	0.3%
20710301		13	0.3%
20810214		26	0.6%
20810404		13	0.3%
20810713		13	0.3%
20920101		13	0.3%
20920104		13	0.3%
21020504		26	0.6%
21110105		13	0.3%
21110303		13	0.3%
21110603		13	0.3%
21210403		13	0.3%
21210504		13	0.3%
21220201		13	0.3%
21230502		13	0.3%
21231101		13	0.3%
21410104		13	0.3%
21410106		13	0.3%
21410202		13	0.3%
21410801		13	0.3%
21411301		13	0.3%
21411303		52	1.3%
21510902		13	0.3%
21511502		13	0.3%

File : CSEC6B

Parish: Parish/ward

Value	Label	Cases	Percentage
21512002		13	<div><div></div></div> 0.3%
21620203		26	<div><div></div></div> 0.6%
21810302		13	<div><div></div></div> 0.3%
21811504		13	<div><div></div></div> 0.3%
21910313		13	<div><div></div></div> 0.3%
21910317		26	<div><div></div></div> 0.6%
22110902		13	<div><div></div></div> 0.3%
22110905		13	<div><div></div></div> 0.3%
22210602		13	<div><div></div></div> 0.3%
22310805		13	<div><div></div></div> 0.3%
22312002		13	<div><div></div></div> 0.3%
22312101		26	<div><div></div></div> 0.6%
22312103		13	<div><div></div></div> 0.3%
22312601		13	<div><div></div></div> 0.3%
22312801		13	<div><div></div></div> 0.3%
22410505		13	<div><div></div></div> 0.3%
22510304		13	<div><div></div></div> 0.3%
22511103		13	<div><div></div></div> 0.3%
22610101		13	<div><div></div></div> 0.3%
22610302		13	<div><div></div></div> 0.3%
22610303		13	<div><div></div></div> 0.3%
22610405		13	<div><div></div></div> 0.3%
22810203		13	<div><div></div></div> 0.3%
23010709		13	<div><div></div></div> 0.3%
23210104		13	<div><div></div></div> 0.3%
23220304		13	<div><div></div></div> 0.3%
30210102		13	<div><div></div></div> 0.3%
30220105		13	<div><div></div></div> 0.3%
30220107		13	<div><div></div></div> 0.3%
30220302		13	<div><div></div></div> 0.3%
30220405		13	<div><div></div></div> 0.3%
30220505		13	<div><div></div></div> 0.3%
30320102		13	<div><div></div></div> 0.3%
30320207		13	<div><div></div></div> 0.3%
30320405		13	<div><div></div></div> 0.3%
30340204		13	<div><div></div></div> 0.3%
30340401		13	<div><div></div></div> 0.3%
30340403		13	<div><div></div></div> 0.3%
30340507		13	<div><div></div></div> 0.3%
30350304		13	<div><div></div></div> 0.3%
30350402		13	<div><div></div></div> 0.3%
30410201		13	<div><div></div></div> 0.3%
30420401		13	<div><div></div></div> 0.3%

File : CSEC6B

Parish: Parish/ward

Value	Label	Cases	Percentage
30420402		13	0.3%
30430104		13	0.3%
30510208		13	0.3%
30610203		13	0.3%
30610301		26	0.6%
30610601		13	0.3%
30710802		13	0.3%
30710803		13	0.3%
30720203		13	0.3%
30810206		13	0.3%
30910205		13	0.3%
30910305		13	0.3%
30920406		13	0.3%
31010202		13	0.3%
31020603		13	0.3%
31020604		13	0.3%
31020706		13	0.3%
31110302		26	0.6%
31130201		13	0.3%
31210502		13	0.3%
31310205		13	0.3%
31310403		13	0.3%
31410304		13	0.3%
31710101		13	0.3%
31710202		13	0.3%
31710605		13	0.3%
31810302		26	0.6%
31810705		13	0.3%
31811402		13	0.3%
31910303		13	0.3%
31910508		13	0.3%
31910702		13	0.3%
32010303		13	0.3%
32010808		13	0.3%
32110304		13	0.3%
32110505		13	0.3%
32110601		13	0.3%
32110706		13	0.3%
32210802		13	0.3%
32211104		13	0.3%
32310403		13	0.3%
32310604		13	0.3%
32310701		13	0.3%

File : CSEC6B

Parish: Parish/ward

Value	Label	Cases	Percentage
32310802		13	<div></div> 0.3%
32510102		13	<div></div> 0.3%
32510305		13	<div></div> 0.3%
32510306		26	<div></div> 0.6%
32710303		13	<div></div> 0.3%
32910602		13	<div></div> 0.3%
33010701		13	<div></div> 0.3%
33010703		13	<div></div> 0.3%
33011001		13	<div></div> 0.3%
40220705		13	<div></div> 0.3%
40220805		13	<div></div> 0.3%
40310102		13	<div></div> 0.3%
40310505		13	<div></div> 0.3%
40320102		13	<div></div> 0.3%
40320504		13	<div></div> 0.3%
40330104		13	<div></div> 0.3%
40410203		13	<div></div> 0.3%
40420704		13	<div></div> 0.3%
40440303		13	<div></div> 0.3%
40510402		13	<div></div> 0.3%
40520803		13	<div></div> 0.3%
40521103		13	<div></div> 0.3%
40530104		13	<div></div> 0.3%
40530203		13	<div></div> 0.3%
40610804		13	<div></div> 0.3%
40620102		13	<div></div> 0.3%
40621003		13	<div></div> 0.3%
40621201		13	<div></div> 0.3%
40630307		13	<div></div> 0.3%
40720204		13	<div></div> 0.3%
40720501		13	<div></div> 0.3%
40730303		13	<div></div> 0.3%
40730604		13	<div></div> 0.3%
40810201		13	<div></div> 0.3%
40811202		13	<div></div> 0.3%
40811304		13	<div></div> 0.3%
40910104		13	<div></div> 0.3%
40920305		13	<div></div> 0.3%
40930103		13	<div></div> 0.3%
41010204		13	<div></div> 0.3%
41010502		13	<div></div> 0.3%
41020101		39	<div></div> 1.0%
41030306		13	<div></div> 0.3%

File : CSEC6B

Parish: Parish/ward

Value	Label	Cases	Percentage	
41110301		13	<div></div>	0.3%
41120302		13	<div></div>	0.3%
41130202		13	<div></div>	0.3%
41130402		13	<div></div>	0.3%
41140202		13	<div></div>	0.3%
41140303		13	<div></div>	0.3%
41210304		13	<div></div>	0.3%
41220107		13	<div></div>	0.3%
41220304		13	<div></div>	0.3%
41411601		13	<div></div>	0.3%
41510502		13	<div></div>	0.3%
41510608		13	<div></div>	0.3%
41511004		13	<div></div>	0.3%
41511407		13	<div></div>	0.3%
41710101		13	<div></div>	0.3%
41710201		13	<div></div>	0.3%
41710401		13	<div></div>	0.3%
41710501		13	<div></div>	0.3%
41711004		13	<div></div>	0.3%
41711404		13	<div></div>	0.3%
41810403		13	<div></div>	0.3%
41820102		13	<div></div>	0.3%
41820201		13	<div></div>	0.3%
41820907		13	<div></div>	0.3%
41920402		13	<div></div>	0.3%
42010704		13	<div></div>	0.3%
42010803		13	<div></div>	0.3%
42110801		13	<div></div>	0.3%
42210204		13	<div></div>	0.3%
42310905		13	<div></div>	0.3%
42610402		13	<div></div>	0.3%

Warning: these figures indicate the number of cases found in the data file. They cannot be interpreted as summary statistics of the population of interest.

Villagecode: Village code

Information	[Type= discrete] [Format=numeric] [Range= 1012040204-4261040201] [Missing=*]			
Statistics [NW/ W]	[Valid=4030 /-] [Invalid=0 /-]			
Value	Label	Cases	Percentage	
1012040204		13	<div></div>	0.3%
1021010402		13	<div></div>	0.3%
1021010802		13	<div></div>	0.3%
1021020205		13	<div></div>	0.3%
1021020504		13	<div></div>	0.3%
1021020601		13	<div></div>	0.3%
1021020805		13	<div></div>	0.3%

File : CSEC6B

Villagecode: Village code

Value	Label	Cases	Percentage
1021030109		13	0.3%
1021030203		13	0.3%
1021030412		13	0.3%
1021030504		13	0.3%
1021030509		13	0.3%
1021030606		13	0.3%
1021030803		13	0.3%
1021030904		26	0.6%
1021031208		13	0.3%
1021040102		13	0.3%
1021040203		13	0.3%
1021041002		13	0.3%
1021041118		13	0.3%
1021041701		13	0.3%
1021041903		13	0.3%
1021050106		13	0.3%
1021050307		13	0.3%
1021050405		26	0.6%
1021051004		13	0.3%
1021051305		13	0.3%
1021051506		13	0.3%
1021051832		13	0.3%
1031050505		13	0.3%
1041020405		13	0.3%
1041040304		13	0.3%
1041050403		13	0.3%
1042080404		13	0.3%
1051050201		13	0.3%
1061010108		13	0.3%
1061010902		13	0.3%
1061060602		13	0.3%
1071050302		13	0.3%
1071050503		13	0.3%
1072020601		13	0.3%
1073020305		13	0.3%
1073050702		13	0.3%
1081060309		13	0.3%
1083010101		13	0.3%
1083010505		13	0.3%
1083050204		13	0.3%
1101050107		13	0.3%
1102030601		13	0.3%
1102040107		13	0.3%

File : CSEC6B

Villagecode: Village code

Value	Label	Cases	Percentage	
1102060309		13	<div></div>	0.3%
1102070403		13	<div></div>	0.3%
1103050102		13	<div></div>	0.3%
1103060102		13	<div></div>	0.3%
1111020105		13	<div></div>	0.3%
1112020403		13	<div></div>	0.3%
1112020618		13	<div></div>	0.3%
1121020302		13	<div></div>	0.3%
1121040209		13	<div></div>	0.3%
1122030104		13	<div></div>	0.3%
1122040303		13	<div></div>	0.3%
1131050402		13	<div></div>	0.3%
1131050505		13	<div></div>	0.3%
1131110205		13	<div></div>	0.3%
1131120307		13	<div></div>	0.3%
1131130204		13	<div></div>	0.3%
1131130602		13	<div></div>	0.3%
1133030101		13	<div></div>	0.3%
1133030109		13	<div></div>	0.3%
1133030504		13	<div></div>	0.3%
1133040308		13	<div></div>	0.3%
1133060601		13	<div></div>	0.3%
1133070102		13	<div></div>	0.3%
1151030204		13	<div></div>	0.3%
1151040307		13	<div></div>	0.3%
1152020907		13	<div></div>	0.3%
1152030702		13	<div></div>	0.3%
1152050405		13	<div></div>	0.3%
1152070306		13	<div></div>	0.3%
1161020501		13	<div></div>	0.3%
1171030802		13	<div></div>	0.3%
1171040504		13	<div></div>	0.3%
1171100309		13	<div></div>	0.3%
1171100312		13	<div></div>	0.3%
1181010407		13	<div></div>	0.3%
1191030304		13	<div></div>	0.3%
1201050202		13	<div></div>	0.3%
1221020604		13	<div></div>	0.3%
1221050203		13	<div></div>	0.3%
1221060206		13	<div></div>	0.3%
1231080303		13	<div></div>	0.3%
1241010603		13	<div></div>	0.3%
1241030216		13	<div></div>	0.3%

File : CSEC6B

Villagecode: Village code

Value	Label	Cases	Percentage
1241040102		13	0.3%
1241070106		13	0.3%
1241080210		13	0.3%
2011060205		39	1.0%
2011100902		13	0.3%
2032020304		13	0.3%
2033010101		26	0.6%
2033030403		13	0.3%
2041010302		13	0.3%
2041020405		13	0.3%
2042030105		13	0.3%
2043010103		13	0.3%
2043010202		13	0.3%
2043020514		13	0.3%
2051040101		13	0.3%
2071030105		13	0.3%
2081021402		26	0.6%
2081040401		13	0.3%
2081071301		13	0.3%
2092010105		13	0.3%
2092010401		13	0.3%
2102050401		26	0.6%
2111010504		13	0.3%
2111030302		13	0.3%
2111060303		13	0.3%
2121040306		13	0.3%
2121050407		13	0.3%
2122020101		13	0.3%
2123050204		13	0.3%
2123110101		13	0.3%
2141010403		13	0.3%
2141010604		13	0.3%
2141020206		13	0.3%
2141080105		13	0.3%
2141130103		13	0.3%
2141130307		52	1.3%
2151090208		13	0.3%
2151150202		13	0.3%
2151200204		13	0.3%
2162020306		26	0.6%
2181030213		13	0.3%
2181150401		13	0.3%
2191031301		13	0.3%

File : CSEC6B

Villagecode: Village code

Value	Label	Cases	Percentage
2191031702		26	<div></div> 0.6%
2211090203		13	<div></div> 0.3%
2211090505		13	<div></div> 0.3%
2221060201		13	<div></div> 0.3%
2231080506		13	<div></div> 0.3%
2231200204		13	<div></div> 0.3%
2231210104		13	<div></div> 0.3%
2231210105		13	<div></div> 0.3%
2231210302		13	<div></div> 0.3%
2231260115		13	<div></div> 0.3%
2231280102		13	<div></div> 0.3%
2241050511		13	<div></div> 0.3%
2251030415		13	<div></div> 0.3%
2251110322		13	<div></div> 0.3%
2261010102		13	<div></div> 0.3%
2261030205		13	<div></div> 0.3%
2261030301		13	<div></div> 0.3%
2261040510		13	<div></div> 0.3%
2281020304		13	<div></div> 0.3%
2301070905		13	<div></div> 0.3%
2321010406		13	<div></div> 0.3%
2322030405		13	<div></div> 0.3%
3021010215		13	<div></div> 0.3%
3022010508		13	<div></div> 0.3%
3022010708		13	<div></div> 0.3%
3022030205		13	<div></div> 0.3%
3022040505		13	<div></div> 0.3%
3022050502		13	<div></div> 0.3%
3032010205		13	<div></div> 0.3%
3032020706		13	<div></div> 0.3%
3032040506		13	<div></div> 0.3%
3034020408		13	<div></div> 0.3%
3034040102		13	<div></div> 0.3%
3034040304		13	<div></div> 0.3%
3034050711		13	<div></div> 0.3%
3035030411		13	<div></div> 0.3%
3035040205		13	<div></div> 0.3%
3041020101		13	<div></div> 0.3%
3042040105		13	<div></div> 0.3%
3042040201		13	<div></div> 0.3%
3043010404		13	<div></div> 0.3%
3051020803		13	<div></div> 0.3%
3061020306		13	<div></div> 0.3%

File : CSEC6B

Villagecode: Village code

Value	Label	Cases	Percentage
3061030101		26	<div></div> 0.6%
3061060103		13	<div></div> 0.3%
3071080206		13	<div></div> 0.3%
3071080301		13	<div></div> 0.3%
3072020302		13	<div></div> 0.3%
3081020606		13	<div></div> 0.3%
3091020502		13	<div></div> 0.3%
3091030501		13	<div></div> 0.3%
3092040606		13	<div></div> 0.3%
3101020203		13	<div></div> 0.3%
3102060309		13	<div></div> 0.3%
3102060408		13	<div></div> 0.3%
3102070603		13	<div></div> 0.3%
3111030202		26	<div></div> 0.6%
3113020101		13	<div></div> 0.3%
3121050202		13	<div></div> 0.3%
3131020505		13	<div></div> 0.3%
3131040312		13	<div></div> 0.3%
3141030403		13	<div></div> 0.3%
3171010102		13	<div></div> 0.3%
3171020201		13	<div></div> 0.3%
3171060512		13	<div></div> 0.3%
3181030204		26	<div></div> 0.6%
3181070501		13	<div></div> 0.3%
3181140207		13	<div></div> 0.3%
3191030304		13	<div></div> 0.3%
3191050803		13	<div></div> 0.3%
3191070202		13	<div></div> 0.3%
3201030323		13	<div></div> 0.3%
3201080801		13	<div></div> 0.3%
3211030405		13	<div></div> 0.3%
3211050502		13	<div></div> 0.3%
3211060105		13	<div></div> 0.3%
3211070617		13	<div></div> 0.3%
3221080206		13	<div></div> 0.3%
3221110412		13	<div></div> 0.3%
3231040301		13	<div></div> 0.3%
3231060409		13	<div></div> 0.3%
3231070104		13	<div></div> 0.3%
3231080204		13	<div></div> 0.3%
3251010205		13	<div></div> 0.3%
3251030508		13	<div></div> 0.3%
3251030601		13	<div></div> 0.3%

File : CSEC6B

Villagecode: Village code

Value	Label	Cases	Percentage	
3251030602		13	<div></div>	0.3%
3271030305		13	<div></div>	0.3%
3291060206		13	<div></div>	0.3%
3301070101		13	<div></div>	0.3%
3301070303		13	<div></div>	0.3%
3301100102		13	<div></div>	0.3%
4022070507		13	<div></div>	0.3%
4022080505		13	<div></div>	0.3%
4031010202		13	<div></div>	0.3%
4031050502		13	<div></div>	0.3%
4032010205		13	<div></div>	0.3%
4032050403		13	<div></div>	0.3%
4033010412		13	<div></div>	0.3%
4041020302		13	<div></div>	0.3%
4042070409		13	<div></div>	0.3%
4044030303		13	<div></div>	0.3%
4051040205		13	<div></div>	0.3%
4052080304		13	<div></div>	0.3%
4052110310		13	<div></div>	0.3%
4053010409		13	<div></div>	0.3%
4053020304		13	<div></div>	0.3%
4061080401		13	<div></div>	0.3%
4062010203		13	<div></div>	0.3%
4062100306		13	<div></div>	0.3%
4062120102		13	<div></div>	0.3%
4063030706		13	<div></div>	0.3%
4072020402		13	<div></div>	0.3%
4072050104		13	<div></div>	0.3%
4073030305		13	<div></div>	0.3%
4073060419		13	<div></div>	0.3%
4081020104		13	<div></div>	0.3%
4081120206		13	<div></div>	0.3%
4081130406		13	<div></div>	0.3%
4091010401		13	<div></div>	0.3%
4092030509		13	<div></div>	0.3%
4093010304		13	<div></div>	0.3%
4101020405		13	<div></div>	0.3%
4101050204		13	<div></div>	0.3%
4102010106		13	<div></div>	0.3%
4102010107		26	<div></div>	0.6%
4103030601		13	<div></div>	0.3%
4111030105		13	<div></div>	0.3%
4112030202		13	<div></div>	0.3%

File : CSEC6B

Villagecode: Village code

Value	Label	Cases	Percentage	
4113020204		13	<div></div>	0.3%
4113040203		13	<div></div>	0.3%
4114020204		13	<div></div>	0.3%
4114030308		13	<div></div>	0.3%
4121030414		13	<div></div>	0.3%
4122010704		13	<div></div>	0.3%
4122030405		13	<div></div>	0.3%
4141160106		13	<div></div>	0.3%
4151050204		13	<div></div>	0.3%
4151060812		13	<div></div>	0.3%
4151100404		13	<div></div>	0.3%
4151140703		13	<div></div>	0.3%
4171010109		13	<div></div>	0.3%
4171020103		13	<div></div>	0.3%
4171040107		13	<div></div>	0.3%
4171050107		13	<div></div>	0.3%
4171100404		13	<div></div>	0.3%
4171140402		13	<div></div>	0.3%
4181040301		13	<div></div>	0.3%
4182010203		13	<div></div>	0.3%
4182020104		13	<div></div>	0.3%
4182090702		13	<div></div>	0.3%
4192040205		13	<div></div>	0.3%
4201070403		13	<div></div>	0.3%
4201080309		13	<div></div>	0.3%
4211080107		13	<div></div>	0.3%
4221020401		13	<div></div>	0.3%
4231090509		13	<div></div>	0.3%
4261040201		13	<div></div>	0.3%

Warning: these figures indicate the number of cases found in the data file. They cannot be interpreted as summary statistics of the population of interest.

Community_groups_ID: CFCommunityGroup

Information		[Type= discrete] [Format=numeric] [Range= 301-313] [Missing=*]		
Statistics [NW/ W]		[Valid=4030 /-] [Invalid=0 /-]		
Value	Label	Cases	Percentage	
301	Agricultural Coop	310		7.7%
302	Farmer's Group	310		7.7%
303	Livestock Assoc.	310		7.7%
304	Saving & Credit Coop	310		7.7%
305	Business Assoc.	310		7.7%
306	Women's Group	310		7.7%
307	Youth Group	310		7.7%
308	Cultural Group	310		7.7%
309	Sports Group	310		7.7%

File : CSEC6B

Community_groups_ID: CFCommunityGroup

Value	Label	Cases	Percentage
310	Community Police/Watch Group	310	<div></div> 7.7%
311	Disabled Assoc.	310	<div></div> 7.7%
312	Other community group (Specify1)	310	<div></div> 7.7%
313	Other community group (Specify2)	310	<div></div> 7.7%

Warning: these figures indicate the number of cases found in the data file. They cannot be interpreted as summary statistics of the population of interest.

C6BQ1: Which of the following organizations exist in the community?

Information	[Type= discrete] [Format=numeric] [Range= 1-2] [Missing=*]
Statistics [NW/ W]	[Valid=3950 /-] [Invalid=80 /-]

Value	Label	Cases	Percentage
1	Yes	863	<div></div> 21.8%
2	No	3087	<div></div> 78.2%
Sysmiss		80	

Warning: these figures indicate the number of cases found in the data file. They cannot be interpreted as summary statistics of the population of interest.

C6BQ1_Other: Other type of community group?

Information	[Type= discrete] [Format=character] [Missing=*]
Statistics [NW/ W]	[Valid=68 /-] [Invalid=0 /-]

Value	Label	Cases	Percentage
BATAKA		1	<div></div> 1.5%
BATAKA KWETERANA GROUP		1	<div></div> 1.5%
BATAKKA KWEZIKA		2	<div></div> 2.9%
BATTAKA KWEZIKA(USEI IN TIME OF SORROW)		2	<div></div> 2.9%
BEE KEEPERS		1	<div></div> 1.5%
BRACK		1	<div></div> 1.5%
BURIAL aSSOCIATION		1	<div></div> 1.5%
BURL GROUPRIA		1	<div></div> 1.5%
BURRIAL ASSOCIATION		1	<div></div> 1.5%
CHAI GROUP		2	<div></div> 2.9%
COMUNTY DEVELOPMENT		1	<div></div> 1.5%
DIGGING GROUP		1	<div></div> 1.5%
DIGGING GROUP [AWAK		1	<div></div> 1.5%
ELDERLY GROUP		2	<div></div> 2.9%
ELDERS ASS.		1	<div></div> 1.5%

File : CSEC6B

C6BQ1_Other: Other type of community group?

Value	Label	Cases	Percentage
ELDERS GROUP		1	<div><div></div></div> 1.5%
Eldery group		1	<div><div></div></div> 1.5%
FISHERIES GROUP		1	<div><div></div></div> 1.5%
HELP WHEN A MEMBER LOSTS SOMEONE(DEA		1	<div><div></div></div> 1.5%
Help members who have lost family members		1	<div><div></div></div> 1.5%
KAHENDERO FISHERMEN ASSOCIATION		1	<div><div></div></div> 1.5%
KATUMBA TUKWATANISE PROUP		1	<div><div></div></div> 1.5%
KITONGOLE TWEZIKE GROUP		1	<div><div></div></div> 1.5%
LOCAL SAVINGS GROUP		1	<div><div></div></div> 1.5%
MALWA GROUP		1	<div><div></div></div> 1.5%
MARUA GROUP		2	<div><div></div></div> 2.9%
MEN'S GROUP		1	<div><div></div></div> 1.5%
MUNOMUKABE		1	<div><div></div></div> 1.5%
MWEZIKYE		1	<div><div></div></div> 1.5%
MWEZIKYE FOR MEN		1	<div><div></div></div> 1.5%
MWEZIKYE FOR WOMEN		1	<div><div></div></div> 1.5%
MWEZIKYE(HE MEMBERS WHEN THEY HAVE LOST A RELATIVE)		1	<div><div></div></div> 1.5%
MWEZIKYE(HE ON BARIALS)		1	<div><div></div></div> 1.5%
Mwezikye(Help during barial)		1	<div><div></div></div> 1.5%
NIGINA(CLAN GROUPS)		1	<div><div></div></div> 1.5%
PEOPLE LIVING WITH HIV AIDS		1	<div><div></div></div> 1.5%
PEOPLE WITH AIDS		1	<div><div></div></div> 1.5%
SAVINGS GROUP		1	<div><div></div></div> 1.5%

File : CSEC6B

C6BQ1_Other: Other type of community group?

Value	Label	Cases	Percentage
SAVUNG GROUP		1	<div></div> 1.5%
Self-help Group		1	<div></div> 1.5%
TWEZIKE		1	<div></div> 1.5%
TWEZIKYE		1	<div></div> 1.5%
VHT		1	<div></div> 1.5%
VILLAGE BANK		2	<div></div> 2.9%
VILLAGE SAVING		2	<div></div> 2.9%
VILLAGE SAVINGS		4	<div></div> 5.9%
WENAPS		1	<div></div> 1.5%
XMAS GROUP		1	<div></div> 1.5%
beech mgt commitee		1	<div></div> 1.5%
burial		1	<div></div> 1.5%
desaster preparedness		1	<div></div> 1.5%
elder ass.		1	<div></div> 1.5%
elders group		1	<div></div> 1.5%
kwezika(Groups which help members during barials)		1	<div></div> 1.5%
oldge group a		1	<div></div> 1.5%
twezikye		1	<div></div> 1.5%
village savings		2	<div></div> 2.9%

Warning: these figures indicate the number of cases found in the data file. They cannot be interpreted as summary statistics of the population of interest.

C6BQ2: How many [GROUP]s are there in the community?

Information	[Type= continuous] [Format=numeric] [Range= 1-100] [Missing=*]
Statistics [NW/ W]	[Valid=856 /-] [Invalid=3174 /-]

C6BQ3: When did the [GROUP] begin?

Information	[Type= discrete] [Format=character] [Missing=*]
Statistics [NW/ W]	[Valid=858 /-] [Invalid=0 /-]

Value	Label	Cases	Percentage
10		2	<div></div> 0.2%
1963		1	<div></div> 0.1%
1968		1	<div></div> 0.1%
1970		1	<div></div> 0.1%
1975		2	<div></div> 0.2%
1978		1	<div></div> 0.1%
1979		1	<div></div> 0.1%
1980		2	<div></div> 0.2%
1985		1	<div></div> 0.1%

File : CSEC6B

C6BQ3: When did the [GROUP] begin?

Value	Label	Cases	Percentage
1986		3	0.3%
1987		3	0.3%
1988		2	0.2%
1990		11	1.3%
1992		4	0.5%
1993		5	0.6%
1994		2	0.2%
1995		3	0.3%
1996		3	0.3%
1997		7	0.8%
1998		9	1.0%
1999		9	1.0%
20		2	0.2%
2000		41	4.8%
20006		1	0.1%
2001		15	1.7%
2002		16	1.9%
2003		22	2.6%
2004		18	2.1%
2005		43	5.0%
2006		43	5.0%
2007		40	4.7%
2008		80	9.3%
2009		88	10.3%
2009`		1	0.1%
2010		129	15.0%
20105		1	0.1%
2011		83	9.7%
20110		1	0.1%
2012		79	9.2%
2013		68	7.9%
2014		1	0.1%
2010		1	0.1%
206		1	0.1%
2010		1	0.1%
4		1	0.1%
6		1	0.1%
9999		7	0.8%
SIKHANA WOMEN GOROUP		1	0.1%

Warning: these figures indicate the number of cases found in the data file. They cannot be interpreted as summary statistics of the population of interest.

C6BQ4: How often do the members of the [GROUP] meet?

Information	[Type= discrete] [Format=numeric] [Range= 1-9] [Missing=*]
-------------	--

File : CSEC6B

C6BQ4: How often do the members of the [GROUP] meet?

Statistics [NW/ W] [Valid=860 /-] [Invalid=3170 /-]

Value	Label	Cases	Percentage
1	Weekly	257	29.9%
2	Monthly	399	46.4%
3	Quarterly	100	11.6%
4	Semi-Annually	26	3.0%
5	Annually	17	2.0%
9	Other (Specify)	61	7.1%
Sysmiss		3170	

Warning: these figures indicate the number of cases found in the data file. They cannot be interpreted as summary statistics of the population of interest.

C6BQ5: How many female members does the [GROUP] have?

Information [Type= continuous] [Format=numeric] [Range= 0-864] [Missing=*]

Statistics [NW/ W] [Valid=860 /-] [Invalid=3170 /-]

End_commgrou: End community group section

Information [Type= discrete] [Format=numeric] [Missing=*]

Statistics [NW/ W] [Valid=0 /-] [Invalid=4030 /-]

Value	Label	Cases	Percentage
Sysmiss		4030	

Warning: these figures indicate the number of cases found in the data file. They cannot be interpreted as summary statistics of the population of interest.

Survey_Visit: Select visit 1 or 2 for the entire survey

Information [Type= discrete] [Format=numeric] [Range= 1-2] [Missing=*]

Statistics [NW/ W] [Valid=4030 /-] [Invalid=0 /-]

Value	Label	Cases	Percentage
1	Visit 1	507	12.6%
2	Visit 2	3523	87.4%

Warning: these figures indicate the number of cases found in the data file. They cannot be interpreted as summary statistics of the population of interest.

ComOrg_Response: Community Organisations Response Status

Information [Type= discrete] [Format=numeric] [Range= 1-3] [Missing=*]

Statistics [NW/ W] [Valid=3328 /-] [Invalid=702 /-]

Value	Label	Cases	Percentage
1	Completed	2522	75.8%
2	Partially Done	377	11.3%
3	Not Done	429	12.9%
Sysmiss		702	

Warning: these figures indicate the number of cases found in the data file. They cannot be interpreted as summary statistics of the population of interest.

Reason_Comm_Org_Not_Done: Reason Community Organisations not done

Information [Type= discrete] [Format=character] [Missing=*]

Statistics [NW/ W] [Valid=416 /-] [Invalid=0 /-]

File : CSEC6B

Reason_Comm_Org_Not_Done: Reason Community Organisations not done

Value	Label	Cases	Percentage
CLOSED OVER THE WEEKEND		13	3.1%
COMPLETED VISIT 1		13	3.1%
COMPLETED VISIT 1		13	3.1%
Done complete visit 1		13	3.1%
FACILITY USED IS HOSPITAL		13	3.1%
Health Centre demolished for renovation		13	3.1%
Hospital		13	3.1%
Hospital level		13	3.1%
NO ELIGIBLE STAFF AT HEALTH CENTRE		13	3.1%
On Holiday		13	3.1%
Refferal Hospital		13	3.1%
SHARED WITH CLUSTER		13	3.1%
Shared with cluster 1171100312		13	3.1%
THE COMMUNITY USE A PRIVATE HOSPITAL- KINYARA S.W HOSPITAL		13	3.1%
THE COMMUNITY USE MASINDI HOSPITAL		13	3.1%
THE COMMUNITY USES THE HOSPITAL		13	3.1%
THE INCHARGE WAS NOT AROUND AND OTHER STAFF COULD NOT HELP		13	3.1%
THEY USE NSAMBYA HOSPITAL		13	3.1%
The community members access		13	3.1%

File : CSEC6B

Reason_Comm_Org_Not_Done: Reason Community Organisations not done

Value	Label	Cases	Percentage
their treatment from Naguru Hospital			
The community uses the Hospital-Rubaga Hospital		13	3.1%
WEEKEND AND BAD WEATHER - NO STAFF		13	3.1%
WEEKEND NO ELIGIBLE STAFF		13	3.1%
community uses BUTABIKA HOSPITAL		13	3.1%
completed during first visit		13	3.1%
health centre demolished for renovation		13	3.1%
hospital		13	3.1%
no health centre at the island		13	3.1%
the community go to kagadi hospital		13	3.1%
the community use the hospital		13	3.1%
the community uses the Hospital		13	3.1%
the community uses the hospital		13	3.1%
they uses mulago hospital - very near		13	3.1%

Warning: these figures indicate the number of cases found in the data file. They cannot be interpreted as summary statistics of the population of interest.

File : CSEC6C

District_Name: District name

Information [Type= discrete] [Format=numeric] [Range= 101-426] [Missing=*]

Statistics [NW/ W] [Valid=370 /-] [Invalid=0 /-]

Value	Label	Cases	Percentage
101		1	0.3%
102		35	9.5%
103		2	0.5%
104		4	1.1%
105		1	0.3%
106		3	0.8%
107		5	1.4%
108		8	2.2%
110		8	2.2%
111		3	0.8%
112		5	1.4%
113		13	3.5%
115		8	2.2%
116		1	0.3%
117		4	1.1%
118		1	0.3%
119		1	0.3%
120		1	0.3%
122		3	0.8%
123		1	0.3%
124		6	1.6%
201		4	1.1%
203		7	1.9%
204		12	3.2%
205		1	0.3%
207		2	0.5%
208		4	1.1%
209		2	0.5%
210		2	0.5%
211		4	1.1%
212		8	2.2%
214		7	1.9%
215		3	0.8%
216		2	0.5%
218		2	0.5%
219		3	0.8%
221		2	0.5%
222		1	0.3%
223		7	1.9%
224		2	0.5%
225		2	0.5%

File : CSEC6C

District_Name: District name

Value	Label	Cases	Percentage
226		4	1.1%
228		1	0.3%
230		1	0.3%
232		2	0.5%
302		7	1.9%
303		9	2.4%
304		8	2.2%
305		1	0.3%
306		4	1.1%
307		6	1.6%
308		3	0.8%
309		3	0.8%
310		4	1.1%
311		6	1.6%
312		2	0.5%
313		2	0.5%
314		1	0.3%
317		3	0.8%
318		6	1.6%
319		3	0.8%
320		2	0.5%
321		5	1.4%
322		5	1.4%
323		6	1.6%
325		4	1.1%
327		2	0.5%
329		1	0.3%
330		4	1.1%
402		2	0.5%
403		5	1.4%
404		4	1.1%
405		5	1.4%
406		5	1.4%
407		4	1.1%
408		3	0.8%
409		3	0.8%
410		6	1.6%
411		8	2.2%
412		3	0.8%
414		1	0.3%
415		4	1.1%
417		6	1.6%
418		8	2.2%

File : CSEC6C

District_Name: District name

Value	Label	Cases	Percentage
419		1	0.3%
420		2	0.5%
421		1	0.3%
422		1	0.3%
423		1	0.3%
426		1	0.3%

Warning: these figures indicate the number of cases found in the data file. They cannot be interpreted as summary statistics of the population of interest.

SubCounty: Sub-county/division/town council

Information	[Type= discrete] [Format=numeric] [Range= 101204-426104] [Missing=*]
Statistics [NW/ W]	[Valid=370 /-] [Invalid=0 /-]

Value	Label	Cases	Percentage
101204		1	0.3%
102101		2	0.5%
102102		4	1.1%
102103		11	3.0%
102104		8	2.2%
102105		10	2.7%
103105		2	0.5%
104102		1	0.3%
104104		1	0.3%
104105		1	0.3%
104208		1	0.3%
105105		1	0.3%
106101		2	0.5%
106106		1	0.3%
107105		2	0.5%
107202		1	0.3%
107302		1	0.3%
107305		1	0.3%
108106		2	0.5%
108301		5	1.4%
108305		1	0.3%
110105		1	0.3%
110203		1	0.3%
110204		1	0.3%
110206		1	0.3%
110207		2	0.5%
110305		1	0.3%
110306		1	0.3%
111102		1	0.3%
111202		2	0.5%
112102		1	0.3%
112104		1	0.3%

File : CSEC6C

SubCounty: Sub-county/division/town council

Value	Label	Cases	Percentage
112203		2	0.5%
112204		1	0.3%
113105		2	0.5%
113111		1	0.3%
113112		1	0.3%
113113		3	0.8%
113303		3	0.8%
113304		1	0.3%
113306		1	0.3%
113307		1	0.3%
115103		2	0.5%
115104		1	0.3%
115202		1	0.3%
115203		1	0.3%
115205		1	0.3%
115207		2	0.5%
116102		1	0.3%
117103		1	0.3%
117104		1	0.3%
117110		2	0.5%
118101		1	0.3%
119103		1	0.3%
120105		1	0.3%
122102		1	0.3%
122105		1	0.3%
122106		1	0.3%
123108		1	0.3%
124101		1	0.3%
124103		1	0.3%
124104		2	0.5%
124107		1	0.3%
124108		1	0.3%
201106		3	0.8%
201110		1	0.3%
203202		1	0.3%
203301		2	0.5%
203303		4	1.1%
204101		1	0.3%
204102		1	0.3%
204203		2	0.5%
204301		5	1.4%
204302		3	0.8%
205104		1	0.3%

File : CSEC6C

SubCounty: Sub-county/division/town council

Value	Label	Cases	Percentage
207103		2	<div></div> 0.5%
208102		2	<div></div> 0.5%
208104		1	<div></div> 0.3%
208107		1	<div></div> 0.3%
209201		2	<div></div> 0.5%
210205		2	<div></div> 0.5%
211101		1	<div></div> 0.3%
211103		2	<div></div> 0.5%
211106		1	<div></div> 0.3%
212104		2	<div></div> 0.5%
212105		3	<div></div> 0.8%
212202		1	<div></div> 0.3%
212305		1	<div></div> 0.3%
212311		1	<div></div> 0.3%
214101		2	<div></div> 0.5%
214102		1	<div></div> 0.3%
214108		1	<div></div> 0.3%
214113		3	<div></div> 0.8%
215109		1	<div></div> 0.3%
215115		1	<div></div> 0.3%
215120		1	<div></div> 0.3%
216202		2	<div></div> 0.5%
218103		1	<div></div> 0.3%
218115		1	<div></div> 0.3%
219103		3	<div></div> 0.8%
221109		2	<div></div> 0.5%
222106		1	<div></div> 0.3%
223108		1	<div></div> 0.3%
223120		1	<div></div> 0.3%
223121		3	<div></div> 0.8%
223126		1	<div></div> 0.3%
223128		1	<div></div> 0.3%
224105		2	<div></div> 0.5%
225103		1	<div></div> 0.3%
225111		1	<div></div> 0.3%
226101		1	<div></div> 0.3%
226103		2	<div></div> 0.5%
226104		1	<div></div> 0.3%
228102		1	<div></div> 0.3%
230107		1	<div></div> 0.3%
232101		1	<div></div> 0.3%
232203		1	<div></div> 0.3%
302101		1	<div></div> 0.3%

File : CSEC6C

SubCounty: Sub-county/division/town council

Value	Label	Cases	Percentage
302201		2	0.5%
302203		2	0.5%
302204		1	0.3%
302205		1	0.3%
303201		1	0.3%
303202		1	0.3%
303204		1	0.3%
303402		1	0.3%
303404		2	0.5%
303405		1	0.3%
303503		1	0.3%
303504		1	0.3%
304102		2	0.5%
304204		3	0.8%
304301		3	0.8%
305102		1	0.3%
306102		1	0.3%
306103		2	0.5%
306106		1	0.3%
307108		5	1.4%
307202		1	0.3%
308102		3	0.8%
309102		1	0.3%
309103		1	0.3%
309204		1	0.3%
310102		1	0.3%
310206		2	0.5%
310207		1	0.3%
311103		2	0.5%
311302		4	1.1%
312105		2	0.5%
313102		1	0.3%
313104		1	0.3%
314103		1	0.3%
317101		1	0.3%
317102		1	0.3%
317106		1	0.3%
318103		4	1.1%
318107		1	0.3%
318114		1	0.3%
319103		1	0.3%
319105		1	0.3%
319107		1	0.3%

File : CSEC6C

SubCounty: Sub-county/division/town council

Value	Label	Cases	Percentage
320103		1	0.3%
320108		1	0.3%
321103		1	0.3%
321105		1	0.3%
321106		2	0.5%
321107		1	0.3%
322108		1	0.3%
322111		4	1.1%
323104		3	0.8%
323106		1	0.3%
323107		1	0.3%
323108		1	0.3%
325101		1	0.3%
325103		3	0.8%
327103		2	0.5%
329106		1	0.3%
330107		2	0.5%
330110		2	0.5%
402207		1	0.3%
402208		1	0.3%
403101		1	0.3%
403105		1	0.3%
403201		1	0.3%
403205		1	0.3%
403301		1	0.3%
404102		1	0.3%
404207		1	0.3%
404403		2	0.5%
405104		1	0.3%
405208		1	0.3%
405211		1	0.3%
405301		1	0.3%
405302		1	0.3%
406108		1	0.3%
406201		1	0.3%
406210		1	0.3%
406212		1	0.3%
406303		1	0.3%
407202		1	0.3%
407205		1	0.3%
407303		1	0.3%
407306		1	0.3%
408102		1	0.3%

File : CSEC6C

SubCounty: Sub-county/division/town council

Value	Label	Cases	Percentage
408112		1	<div></div> 0.3%
408113		1	<div></div> 0.3%
409101		1	<div></div> 0.3%
409203		1	<div></div> 0.3%
409301		1	<div></div> 0.3%
410102		1	<div></div> 0.3%
410105		1	<div></div> 0.3%
410201		3	<div></div> 0.8%
410303		1	<div></div> 0.3%
411103		1	<div></div> 0.3%
411203		1	<div></div> 0.3%
411302		1	<div></div> 0.3%
411304		2	<div></div> 0.5%
411402		1	<div></div> 0.3%
411403		2	<div></div> 0.5%
412103		1	<div></div> 0.3%
412201		1	<div></div> 0.3%
412203		1	<div></div> 0.3%
414116		1	<div></div> 0.3%
415105		1	<div></div> 0.3%
415106		1	<div></div> 0.3%
415110		1	<div></div> 0.3%
415114		1	<div></div> 0.3%
417101		1	<div></div> 0.3%
417102		1	<div></div> 0.3%
417104		1	<div></div> 0.3%
417105		1	<div></div> 0.3%
417110		1	<div></div> 0.3%
417114		1	<div></div> 0.3%
418104		1	<div></div> 0.3%
418201		1	<div></div> 0.3%
418202		4	<div></div> 1.1%
418209		2	<div></div> 0.5%
419204		1	<div></div> 0.3%
420107		1	<div></div> 0.3%
420108		1	<div></div> 0.3%
421108		1	<div></div> 0.3%
422102		1	<div></div> 0.3%
423109		1	<div></div> 0.3%
426104		1	<div></div> 0.3%

Warning: these figures indicate the number of cases found in the data file. They cannot be interpreted as summary statistics of the population of interest.

Parish: Parish/ward

Information [Type= discrete] [Format=numeric] [Range= 10120402-42610402] [Missing=*]

File : CSEC6C

Parish: Parish/ward

Statistics [NW/ W] [Valid=370 /-] [Invalid=0 /-]

Value	Label	Cases	Percentage
10120402		1	0.3%
10210104		1	0.3%
10210108		1	0.3%
10210202		1	0.3%
10210205		1	0.3%
10210206		1	0.3%
10210208		1	0.3%
10210301		1	0.3%
10210302		2	0.5%
10210304		1	0.3%
10210305		2	0.5%
10210306		1	0.3%
10210308		1	0.3%
10210309		2	0.5%
10210312		1	0.3%
10210401		1	0.3%
10210402		1	0.3%
10210410		1	0.3%
10210411		1	0.3%
10210417		1	0.3%
10210419		3	0.8%
10210501		1	0.3%
10210503		3	0.8%
10210504		2	0.5%
10210510		1	0.3%
10210513		1	0.3%
10210515		1	0.3%
10210518		1	0.3%
10310505		2	0.5%
10410204		1	0.3%
10410403		1	0.3%
10410504		1	0.3%
10420804		1	0.3%
10510502		1	0.3%
10610101		1	0.3%
10610109		1	0.3%
10610606		1	0.3%
10710503		1	0.3%
10710505		1	0.3%
10720206		1	0.3%
10730203		1	0.3%
10730507		1	0.3%

File : CSEC6C

Parish: Parish/ward

Value	Label	Cases	Percentage
10810603		2	0.5%
10830101		1	0.3%
10830105		4	1.1%
10830502		1	0.3%
11010501		1	0.3%
11020306		1	0.3%
11020401		1	0.3%
11020603		1	0.3%
11020704		2	0.5%
11030501		1	0.3%
11030601		1	0.3%
11110201		1	0.3%
11120204		1	0.3%
11120206		1	0.3%
11210203		1	0.3%
11210402		1	0.3%
11220301		2	0.5%
11220403		1	0.3%
11310504		1	0.3%
11310505		1	0.3%
11311102		1	0.3%
11311203		1	0.3%
11311302		2	0.5%
11311306		1	0.3%
11330301		2	0.5%
11330305		1	0.3%
11330403		1	0.3%
11330606		1	0.3%
11330701		1	0.3%
11510302		2	0.5%
11510403		1	0.3%
11520209		1	0.3%
11520307		1	0.3%
11520504		1	0.3%
11520703		2	0.5%
11610205		1	0.3%
11710308		1	0.3%
11710405		1	0.3%
11711003		2	0.5%
11810104		1	0.3%
11910303		1	0.3%
12010502		1	0.3%
12210206		1	0.3%

File : CSEC6C

Parish: Parish/ward

Value	Label	Cases	Percentage
12210502		1	0.3%
12210602		1	0.3%
12310803		1	0.3%
12410106		1	0.3%
12410302		1	0.3%
12410401		2	0.5%
12410701		1	0.3%
12410802		1	0.3%
20110602		3	0.8%
20111009		1	0.3%
20320203		1	0.3%
20330101		2	0.5%
20330304		4	1.1%
20410103		1	0.3%
20410204		1	0.3%
20420301		2	0.5%
20430101		2	0.5%
20430102		3	0.8%
20430205		3	0.8%
20510401		1	0.3%
20710301		2	0.5%
20810214		2	0.5%
20810404		1	0.3%
20810713		1	0.3%
20920101		1	0.3%
20920104		1	0.3%
21020504		2	0.5%
21110105		1	0.3%
21110303		2	0.5%
21110603		1	0.3%
21210403		2	0.5%
21210504		3	0.8%
21220201		1	0.3%
21230502		1	0.3%
21231101		1	0.3%
21410104		1	0.3%
21410106		1	0.3%
21410202		1	0.3%
21410801		1	0.3%
21411301		1	0.3%
21411303		2	0.5%
21510902		1	0.3%
21511502		1	0.3%

File : CSEC6C

Parish: Parish/ward

Value	Label	Cases	Percentage
21512002		1	0.3%
21620203		2	0.5%
21810302		1	0.3%
21811504		1	0.3%
21910313		1	0.3%
21910317		2	0.5%
22110902		1	0.3%
22110905		1	0.3%
22210602		1	0.3%
22310805		1	0.3%
22312002		1	0.3%
22312101		2	0.5%
22312103		1	0.3%
22312601		1	0.3%
22312801		1	0.3%
22410505		2	0.5%
22510304		1	0.3%
22511103		1	0.3%
22610101		1	0.3%
22610302		1	0.3%
22610303		1	0.3%
22610405		1	0.3%
22810203		1	0.3%
23010709		1	0.3%
23210104		1	0.3%
23220304		1	0.3%
30210102		1	0.3%
30220105		1	0.3%
30220107		1	0.3%
30220302		2	0.5%
30220405		1	0.3%
30220505		1	0.3%
30320102		1	0.3%
30320207		1	0.3%
30320405		1	0.3%
30340204		1	0.3%
30340401		1	0.3%
30340403		1	0.3%
30340507		1	0.3%
30350304		1	0.3%
30350402		1	0.3%
30410201		2	0.5%
30420401		1	0.3%

File : CSEC6C

Parish: Parish/ward

Value	Label	Cases	Percentage
30420402		2	0.5%
30430104		3	0.8%
30510208		1	0.3%
30610203		1	0.3%
30610301		2	0.5%
30610601		1	0.3%
30710802		1	0.3%
30710803		4	1.1%
30720203		1	0.3%
30810206		3	0.8%
30910205		1	0.3%
30910305		1	0.3%
30920406		1	0.3%
31010202		1	0.3%
31020603		1	0.3%
31020604		1	0.3%
31020706		1	0.3%
31110302		2	0.5%
31130201		4	1.1%
31210502		2	0.5%
31310205		1	0.3%
31310403		1	0.3%
31410304		1	0.3%
31710101		1	0.3%
31710202		1	0.3%
31710605		1	0.3%
31810302		4	1.1%
31810705		1	0.3%
31811402		1	0.3%
31910303		1	0.3%
31910508		1	0.3%
31910702		1	0.3%
32010303		1	0.3%
32010808		1	0.3%
32110304		1	0.3%
32110505		1	0.3%
32110601		2	0.5%
32110706		1	0.3%
32210802		1	0.3%
32211104		4	1.1%
32310403		3	0.8%
32310604		1	0.3%
32310701		1	0.3%

File : CSEC6C

Parish: Parish/ward

Value	Label	Cases	Percentage
32310802		1	0.3%
32510102		1	0.3%
32510305		1	0.3%
32510306		2	0.5%
32710303		2	0.5%
32910602		1	0.3%
33010701		1	0.3%
33010703		1	0.3%
33011001		2	0.5%
40220705		1	0.3%
40220805		1	0.3%
40310102		1	0.3%
40310505		1	0.3%
40320102		1	0.3%
40320504		1	0.3%
40330104		1	0.3%
40410203		1	0.3%
40420704		1	0.3%
40440303		2	0.5%
40510402		1	0.3%
40520803		1	0.3%
40521103		1	0.3%
40530104		1	0.3%
40530203		1	0.3%
40610804		1	0.3%
40620102		1	0.3%
40621003		1	0.3%
40621201		1	0.3%
40630307		1	0.3%
40720204		1	0.3%
40720501		1	0.3%
40730303		1	0.3%
40730604		1	0.3%
40810201		1	0.3%
40811202		1	0.3%
40811304		1	0.3%
40910104		1	0.3%
40920305		1	0.3%
40930103		1	0.3%
41010204		1	0.3%
41010502		1	0.3%
41020101		3	0.8%
41030306		1	0.3%

File : CSEC6C

Parish: Parish/ward

Value	Label	Cases	Percentage
41110301		1	0.3%
41120302		1	0.3%
41130202		1	0.3%
41130402		2	0.5%
41140202		1	0.3%
41140303		2	0.5%
41210304		1	0.3%
41220107		1	0.3%
41220304		1	0.3%
41411601		1	0.3%
41510502		1	0.3%
41510608		1	0.3%
41511004		1	0.3%
41511407		1	0.3%
41710101		1	0.3%
41710201		1	0.3%
41710401		1	0.3%
41710501		1	0.3%
41711004		1	0.3%
41711404		1	0.3%
41810403		1	0.3%
41820102		1	0.3%
41820201		4	1.1%
41820907		2	0.5%
41920402		1	0.3%
42010704		1	0.3%
42010803		1	0.3%
42110801		1	0.3%
42210204		1	0.3%
42310905		1	0.3%
42610402		1	0.3%

Warning: these figures indicate the number of cases found in the data file. They cannot be interpreted as summary statistics of the population of interest.

Villagecode: Village code

Information	[Type= discrete] [Format=numeric] [Range= 1012040204-4261040201] [Missing=*]		
Statistics [NW/ W]	[Valid=370 +/-] [Invalid=0 +/-]		
Value	Label	Cases	Percentage
1012040204		1	0.3%
1021010402		1	0.3%
1021010802		1	0.3%
1021020205		1	0.3%
1021020504		1	0.3%
1021020601		1	0.3%
1021020805		1	0.3%

File : CSEC6C

Villagecode: Village code

Value	Label	Cases	Percentage
1021030109		1	0.3%
1021030203		2	0.5%
1021030412		1	0.3%
1021030504		1	0.3%
1021030509		1	0.3%
1021030606		1	0.3%
1021030803		1	0.3%
1021030904		2	0.5%
1021031208		1	0.3%
1021040102		1	0.3%
1021040203		1	0.3%
1021041002		1	0.3%
1021041118		1	0.3%
1021041701		1	0.3%
1021041903		3	0.8%
1021050106		1	0.3%
1021050307		3	0.8%
1021050405		2	0.5%
1021051004		1	0.3%
1021051305		1	0.3%
1021051506		1	0.3%
1021051832		1	0.3%
1031050505		2	0.5%
1041020405		1	0.3%
1041040304		1	0.3%
1041050403		1	0.3%
1042080404		1	0.3%
1051050201		1	0.3%
1061010108		1	0.3%
1061010902		1	0.3%
1061060602		1	0.3%
1071050302		1	0.3%
1071050503		1	0.3%
1072020601		1	0.3%
1073020305		1	0.3%
1073050702		1	0.3%
1081060309		2	0.5%
1083010101		1	0.3%
1083010505		4	1.1%
1083050204		1	0.3%
1101050107		1	0.3%
1102030601		1	0.3%
1102040107		1	0.3%

File : CSEC6C

Villagecode: Village code

Value	Label	Cases	Percentage
1102060309		1	0.3%
1102070403		2	0.5%
1103050102		1	0.3%
1103060102		1	0.3%
1111020105		1	0.3%
1112020403		1	0.3%
1112020618		1	0.3%
1121020302		1	0.3%
1121040209		1	0.3%
1122030104		2	0.5%
1122040303		1	0.3%
1131050402		1	0.3%
1131050505		1	0.3%
1131110205		1	0.3%
1131120307		1	0.3%
1131130204		2	0.5%
1131130602		1	0.3%
1133030101		1	0.3%
1133030109		1	0.3%
1133030504		1	0.3%
1133040308		1	0.3%
1133060601		1	0.3%
1133070102		1	0.3%
1151030204		2	0.5%
1151040307		1	0.3%
1152020907		1	0.3%
1152030702		1	0.3%
1152050405		1	0.3%
1152070306		2	0.5%
1161020501		1	0.3%
1171030802		1	0.3%
1171040504		1	0.3%
1171100309		1	0.3%
1171100312		1	0.3%
1181010407		1	0.3%
1191030304		1	0.3%
1201050202		1	0.3%
1221020604		1	0.3%
1221050203		1	0.3%
1221060206		1	0.3%
1231080303		1	0.3%
1241010603		1	0.3%
1241030216		1	0.3%

File : CSEC6C

Villagecode: Village code

Value	Label	Cases	Percentage
1241040102		2	0.5%
1241070106		1	0.3%
1241080210		1	0.3%
2011060205		3	0.8%
2011100902		1	0.3%
2032020304		1	0.3%
2033010101		2	0.5%
2033030403		4	1.1%
2041010302		1	0.3%
2041020405		1	0.3%
2042030105		2	0.5%
2043010103		2	0.5%
2043010202		3	0.8%
2043020514		3	0.8%
2051040101		1	0.3%
2071030105		2	0.5%
2081021402		2	0.5%
2081040401		1	0.3%
2081071301		1	0.3%
2092010105		1	0.3%
2092010401		1	0.3%
2102050401		2	0.5%
2111010504		1	0.3%
2111030302		2	0.5%
2111060303		1	0.3%
2121040306		2	0.5%
2121050407		3	0.8%
2122020101		1	0.3%
2123050204		1	0.3%
2123110101		1	0.3%
2141010403		1	0.3%
2141010604		1	0.3%
2141020206		1	0.3%
2141080105		1	0.3%
2141130103		1	0.3%
2141130307		2	0.5%
2151090208		1	0.3%
2151150202		1	0.3%
2151200204		1	0.3%
2162020306		2	0.5%
2181030213		1	0.3%
2181150401		1	0.3%
2191031301		1	0.3%

File : CSEC6C

Villagecode: Village code

Value	Label	Cases	Percentage
2191031702		2	0.5%
2211090203		1	0.3%
2211090505		1	0.3%
2221060201		1	0.3%
2231080506		1	0.3%
2231200204		1	0.3%
2231210104		1	0.3%
2231210105		1	0.3%
2231210302		1	0.3%
2231260115		1	0.3%
2231280102		1	0.3%
2241050511		2	0.5%
2251030415		1	0.3%
2251110322		1	0.3%
2261010102		1	0.3%
2261030205		1	0.3%
2261030301		1	0.3%
2261040510		1	0.3%
2281020304		1	0.3%
2301070905		1	0.3%
2321010406		1	0.3%
2322030405		1	0.3%
3021010215		1	0.3%
3022010508		1	0.3%
3022010708		1	0.3%
3022030205		2	0.5%
3022040505		1	0.3%
3022050502		1	0.3%
3032010205		1	0.3%
3032020706		1	0.3%
3032040506		1	0.3%
3034020408		1	0.3%
3034040102		1	0.3%
3034040304		1	0.3%
3034050711		1	0.3%
3035030411		1	0.3%
3035040205		1	0.3%
3041020101		2	0.5%
3042040105		1	0.3%
3042040201		2	0.5%
3043010404		3	0.8%
3051020803		1	0.3%
3061020306		1	0.3%

File : CSEC6C

Villagecode: Village code

Value	Label	Cases	Percentage
3061030101		2	0.5%
3061060103		1	0.3%
3071080206		1	0.3%
3071080301		4	1.1%
3072020302		1	0.3%
3081020606		3	0.8%
3091020502		1	0.3%
3091030501		1	0.3%
3092040606		1	0.3%
3101020203		1	0.3%
3102060309		1	0.3%
3102060408		1	0.3%
3102070603		1	0.3%
3111030202		2	0.5%
3113020101		4	1.1%
3121050202		2	0.5%
3131020505		1	0.3%
3131040312		1	0.3%
3141030403		1	0.3%
3171010102		1	0.3%
3171020201		1	0.3%
3171060512		1	0.3%
3181030204		4	1.1%
3181070501		1	0.3%
3181140207		1	0.3%
3191030304		1	0.3%
3191050803		1	0.3%
3191070202		1	0.3%
3201030323		1	0.3%
3201080801		1	0.3%
3211030405		1	0.3%
3211050502		1	0.3%
3211060105		2	0.5%
3211070617		1	0.3%
3221080206		1	0.3%
3221110412		4	1.1%
3231040301		3	0.8%
3231060409		1	0.3%
3231070104		1	0.3%
3231080204		1	0.3%
3251010205		1	0.3%
3251030508		1	0.3%
3251030601		1	0.3%

File : CSEC6C

Villagecode: Village code

Value	Label	Cases	Percentage
3251030602		1	0.3%
3271030305		2	0.5%
3291060206		1	0.3%
3301070101		1	0.3%
3301070303		1	0.3%
3301100102		2	0.5%
4022070507		1	0.3%
4022080505		1	0.3%
4031010202		1	0.3%
4031050502		1	0.3%
4032010205		1	0.3%
4032050403		1	0.3%
4033010412		1	0.3%
4041020302		1	0.3%
4042070409		1	0.3%
4044030303		2	0.5%
4051040205		1	0.3%
4052080304		1	0.3%
4052110310		1	0.3%
4053010409		1	0.3%
4053020304		1	0.3%
4061080401		1	0.3%
4062010203		1	0.3%
4062100306		1	0.3%
4062120102		1	0.3%
4063030706		1	0.3%
4072020402		1	0.3%
4072050104		1	0.3%
4073030305		1	0.3%
4073060419		1	0.3%
4081020104		1	0.3%
4081120206		1	0.3%
4081130406		1	0.3%
4091010401		1	0.3%
4092030509		1	0.3%
4093010304		1	0.3%
4101020405		1	0.3%
4101050204		1	0.3%
4102010106		1	0.3%
4102010107		2	0.5%
4103030601		1	0.3%
4111030105		1	0.3%
4112030202		1	0.3%

File : CSEC6C

Villagecode: Village code

Value	Label	Cases	Percentage
4113020204		1	<div><div></div></div> 0.3%
4113040203		2	<div><div></div></div> 0.5%
4114020204		1	<div><div></div></div> 0.3%
4114030308		2	<div><div></div></div> 0.5%
4121030414		1	<div><div></div></div> 0.3%
4122010704		1	<div><div></div></div> 0.3%
4122030405		1	<div><div></div></div> 0.3%
4141160106		1	<div><div></div></div> 0.3%
4151050204		1	<div><div></div></div> 0.3%
4151060812		1	<div><div></div></div> 0.3%
4151100404		1	<div><div></div></div> 0.3%
4151140703		1	<div><div></div></div> 0.3%
4171010109		1	<div><div></div></div> 0.3%
4171020103		1	<div><div></div></div> 0.3%
4171040107		1	<div><div></div></div> 0.3%
4171050107		1	<div><div></div></div> 0.3%
4171100404		1	<div><div></div></div> 0.3%
4171140402		1	<div><div></div></div> 0.3%
4181040301		1	<div><div></div></div> 0.3%
4182010203		1	<div><div></div></div> 0.3%
4182020104		4	<div><div></div></div> 1.1%
4182090702		2	<div><div></div></div> 0.5%
4192040205		1	<div><div></div></div> 0.3%
4201070403		1	<div><div></div></div> 0.3%
4201080309		1	<div><div></div></div> 0.3%
4211080107		1	<div><div></div></div> 0.3%
4221020401		1	<div><div></div></div> 0.3%
4231090509		1	<div><div></div></div> 0.3%
4261040201		1	<div><div></div></div> 0.3%

Warning: these figures indicate the number of cases found in the data file. They cannot be interpreted as summary statistics of the population of interest.

NGO_ID: CFCommunityNGO

Information	[Type= discrete] [Format=numeric] [Range= 1-4] [Missing=*]
Statistics [NW/ W]	[Valid=176 /-] [Invalid=194 /-]

Value	Label	Cases	Percentage
1		113	<div><div></div></div> 64.2%
2		42	<div><div></div></div> 23.9%
3		14	<div><div></div></div> 8.0%
4		7	<div><div></div></div> 4.0%
Sysmiss		194	

Warning: these figures indicate the number of cases found in the data file. They cannot be interpreted as summary statistics of the population of interest.

C6CQ1: What is the type of [NGO]?

Information	[Type= discrete] [Format=numeric] [Range= 1-96] [Missing=*]
-------------	---

File : CSEC6C

C6CQ1: What is the type of [NGO]?

Statistics [NW/ W] [Valid=173 /-] [Invalid=197 /-]

Value	Label	Cases	Percentage
1	Local	16	<div><div></div></div> 9.2%
2	National	61	<div><div></div></div> 35.3%
3	International	96	<div><div></div></div> 55.5%
96	Other (specify)	0	
Sysmiss		197	

Warning: these figures indicate the number of cases found in the data file. They cannot be interpreted as summary statistics of the population of interest.

C6CQ2: When did the [NGO] begin?

Information [Type= continuous] [Format=numeric] [Range= 1974-9999] [Missing=*]

Statistics [NW/ W] [Valid=173 /-] [Invalid=197 /-]

C6CQ3: What is the main purpose of the [NGO]?

Information [Type= discrete] [Format=numeric] [Range= 1-96] [Missing=*]

Statistics [NW/ W] [Valid=173 /-] [Invalid=197 /-]

Value	Label	Cases	Percentage
1	Health/Sanitation	32	<div><div></div></div> 18.5%
2	Domestic Water Sources	4	<div><div></div></div> 2.3%
3	Maternal/Child Nutrition	6	<div><div></div></div> 3.5%
4	Education	44	<div><div></div></div> 25.4%
5	Crop Production (Gen'l)	28	<div><div></div></div> 16.2%
6	Irrigation	0	
7	Sustainable Land Mgmt	5	<div><div></div></div> 2.9%
8	Forest/Agro-Forestry	5	<div><div></div></div> 2.9%
9	Livestock Production (Gen'l)	6	<div><div></div></div> 3.5%
10	Livestock Health	1	<div><div></div></div> 0.6%
11	Fishing	1	<div><div></div></div> 0.6%
96	Other (specify)	41	<div><div></div></div> 23.7%
Sysmiss		197	

Warning: these figures indicate the number of cases found in the data file. They cannot be interpreted as summary statistics of the population of interest.

C6CQ4: How many members does the [NGO] have?

Information [Type= continuous] [Format=numeric] [Range= 0-9999] [Missing=*]

Statistics [NW/ W] [Valid=166 /-] [Invalid=204 /-]

C6CQ5: How many female members does the [GROUP] have?

Information [Type= continuous] [Format=numeric] [Range= 0-9999] [Missing=*]

Statistics [NW/ W] [Valid=166 /-] [Invalid=204 /-]

Survey_Visit: Select visit 1 or 2 for the entire survey

Information [Type= discrete] [Format=numeric] [Range= 1-2] [Missing=*]

Statistics [NW/ W] [Valid=370 /-] [Invalid=0 /-]

Value	Label	Cases	Percentage
1	Visit 1	42	<div><div></div></div> 11.4%
2	Visit 2	328	<div><div></div></div> 88.6%

File : CSEC6C




Survey_Visit: Select visit 1 or 2 for the entire survey

Warning: these figures indicate the number of cases found in the data file. They cannot be interpreted as summary statistics of the population of interest.

ComOrg_Response: Community Organisations Response Status

Information [Type= discrete] [Format=numeric] [Range= 1-3] [Missing=*]

Statistics [NW/ W] [Valid=302 /-] [Invalid=68 /-]















Value	Label	Cases	Percentage
1	Completed	224	 74.2%
2	Partially Done	38	 12.6%
3	Not Done	40	 13.2%
Sysmiss		68	

Warning: these figures indicate the number of cases found in the data file. They cannot be interpreted as summary statistics of the population of interest.

Reason_Comm_Org_Not_Done: Reason Community Organisations not done

Information [Type= discrete] [Format=character] [Missing=*]

Statistics [NW/ W] [Valid=39 /-] [Invalid=0 /-]

Value	Label	Cases	Percentage
CLOSED OVER THE WEEKEND		1	 2.6%
COMPLETED VISIT 1		1	 2.6%
COMPLETED VISIT 1		1	 2.6%
Done complete visit 1		1	 2.6%
FACILITY USED IS HOSPITAL		2	 5.1%
Health Centre demolished for renovation		3	 7.7%
Hospital		1	 2.6%
Hospital level		2	 5.1%
NO ELIGIBLE STAFF AT HEALTH CENTRE		1	 2.6%
On Holiday		1	 2.6%
Refferal Hospital		1	 2.6%
SHARED WITH CLUSTER		1	 2.6%
Shared with cluster 1171100312		1	 2.6%
THE COMMUNITY USE A PRIVATE HOSPITAL- KINYARA S.W HOSPITAL		1	 2.6%

File : CSEC6C

Reason_Comm_Org_Not_Done: Reason Community Organisations not done

Value	Label	Cases	Percentage
THE COMMUNITY USE MASINDI HOSPITAL		1	<div><div></div></div> 2.6%
THE COMMUNITY USES THE HOSPITAL		1	<div><div></div></div> 2.6%
THE INCHARGE WAS NOT AROUND AND OTHER STAFF COULD NOT HELP		1	<div><div></div></div> 2.6%
THEY USE NSAMBYA HOSPITAL		1	<div><div></div></div> 2.6%
The community members access their treatment from Naguru Hospital		1	<div><div></div></div> 2.6%
The community uses the Hospital-Rubaga Hospital		1	<div><div></div></div> 2.6%
WEEKEND AND BAD WEATHER - NO STAFF		1	<div><div></div></div> 2.6%
WEEKEND NO ELIGIBLE STAFF		1	<div><div></div></div> 2.6%
community uses BUTABIKA HOSPITAL		1	<div><div></div></div> 2.6%
completed during first visit		4	<div><div></div></div> 10.3%
health centre demolished for renovation		1	<div><div></div></div> 2.6%
hospital		1	<div><div></div></div> 2.6%
no health centre at the island		1	<div><div></div></div> 2.6%
the community go to kagadi hospital		1	<div><div></div></div> 2.6%
the community use the hospital		1	<div><div></div></div> 2.6%
the community uses the Hospital		1	<div><div></div></div> 2.6%
the community uses the hospital		1	<div><div></div></div> 2.6%

File : CSEC6C

Reason_Comm_Org_Not_Done: Reason Community Organisations not done

Value	Label	Cases	Percentage
they uses mulago hospital - very near		1	<div></div> 2.6%

Warning: these figures indicate the number of cases found in the data file. They cannot be interpreted as summary statistics of the population of interest.

File : CSEC6D

District_Name: District name

Information [Type= discrete] [Format=numeric] [Range= 101-426] [Missing=*]

Statistics [NW/ W] [Valid=3410 /-] [Invalid=0 /-]

Value	Label	Cases	Percentage
101		11	0.3%
102		330	9.7%
103		11	0.3%
104		44	1.3%
105		11	0.3%
106		33	1.0%
107		55	1.6%
108		44	1.3%
110		77	2.3%
111		33	1.0%
112		44	1.3%
113		132	3.9%
115		66	1.9%
116		11	0.3%
117		44	1.3%
118		11	0.3%
119		11	0.3%
120		11	0.3%
122		33	1.0%
123		11	0.3%
124		55	1.6%
201		44	1.3%
203		44	1.3%
204		66	1.9%
205		11	0.3%
207		11	0.3%
208		44	1.3%
209		22	0.6%
210		22	0.6%
211		33	1.0%
212		55	1.6%
214		99	2.9%
215		33	1.0%
216		22	0.6%
218		22	0.6%
219		33	1.0%
221		22	0.6%
222		11	0.3%
223		77	2.3%
224		11	0.3%
225		22	0.6%

File : CSEC6D

District_Name: District name

Value	Label	Cases	Percentage
226		44	<div></div> 1.3%
228		11	<div></div> 0.3%
230		11	<div></div> 0.3%
232		22	<div></div> 0.6%
302		66	<div></div> 1.9%
303		99	<div></div> 2.9%
304		44	<div></div> 1.3%
305		11	<div></div> 0.3%
306		44	<div></div> 1.3%
307		33	<div></div> 1.0%
308		11	<div></div> 0.3%
309		33	<div></div> 1.0%
310		44	<div></div> 1.3%
311		33	<div></div> 1.0%
312		11	<div></div> 0.3%
313		22	<div></div> 0.6%
314		11	<div></div> 0.3%
317		33	<div></div> 1.0%
318		44	<div></div> 1.3%
319		33	<div></div> 1.0%
320		22	<div></div> 0.6%
321		44	<div></div> 1.3%
322		22	<div></div> 0.6%
323		44	<div></div> 1.3%
325		44	<div></div> 1.3%
327		11	<div></div> 0.3%
329		11	<div></div> 0.3%
330		33	<div></div> 1.0%
402		22	<div></div> 0.6%
403		55	<div></div> 1.6%
404		33	<div></div> 1.0%
405		55	<div></div> 1.6%
406		55	<div></div> 1.6%
407		44	<div></div> 1.3%
408		33	<div></div> 1.0%
409		33	<div></div> 1.0%
410		66	<div></div> 1.9%
411		66	<div></div> 1.9%
412		33	<div></div> 1.0%
414		11	<div></div> 0.3%
415		44	<div></div> 1.3%
417		66	<div></div> 1.9%
418		44	<div></div> 1.3%

File : CSEC6D

District_Name: District name

Value	Label	Cases	Percentage
419		11	<div></div> 0.3%
420		22	<div></div> 0.6%
421		11	<div></div> 0.3%
422		11	<div></div> 0.3%
423		11	<div></div> 0.3%
426		11	<div></div> 0.3%

Warning: these figures indicate the number of cases found in the data file. They cannot be interpreted as summary statistics of the population of interest.

SubCounty: Sub-county/division/town council

Information	[Type= discrete] [Format=numeric] [Range= 101204-426104] [Missing=*]
Statistics [NW/ W]	[Valid=3410 /-] [Invalid=0 /-]

Value	Label	Cases	Percentage
101204		11	<div></div> 0.3%
102101		22	<div></div> 0.6%
102102		44	<div></div> 1.3%
102103		110	<div></div> 3.2%
102104		66	<div></div> 1.9%
102105		88	<div></div> 2.6%
103105		11	<div></div> 0.3%
104102		11	<div></div> 0.3%
104104		11	<div></div> 0.3%
104105		11	<div></div> 0.3%
104208		11	<div></div> 0.3%
105105		11	<div></div> 0.3%
106101		22	<div></div> 0.6%
106106		11	<div></div> 0.3%
107105		22	<div></div> 0.6%
107202		11	<div></div> 0.3%
107302		11	<div></div> 0.3%
107305		11	<div></div> 0.3%
108106		11	<div></div> 0.3%
108301		22	<div></div> 0.6%
108305		11	<div></div> 0.3%
110105		11	<div></div> 0.3%
110203		11	<div></div> 0.3%
110204		11	<div></div> 0.3%
110206		11	<div></div> 0.3%
110207		11	<div></div> 0.3%
110305		11	<div></div> 0.3%
110306		11	<div></div> 0.3%
111102		11	<div></div> 0.3%
111202		22	<div></div> 0.6%
112102		11	<div></div> 0.3%
112104		11	<div></div> 0.3%

File : CSEC6D

SubCounty: Sub-county/division/town council

Value	Label	Cases	Percentage
112203		11	<div></div> 0.3%
112204		11	<div></div> 0.3%
113105		22	<div></div> 0.6%
113111		11	<div></div> 0.3%
113112		11	<div></div> 0.3%
113113		22	<div></div> 0.6%
113303		33	<div></div> 1.0%
113304		11	<div></div> 0.3%
113306		11	<div></div> 0.3%
113307		11	<div></div> 0.3%
115103		11	<div></div> 0.3%
115104		11	<div></div> 0.3%
115202		11	<div></div> 0.3%
115203		11	<div></div> 0.3%
115205		11	<div></div> 0.3%
115207		11	<div></div> 0.3%
116102		11	<div></div> 0.3%
117103		11	<div></div> 0.3%
117104		11	<div></div> 0.3%
117110		22	<div></div> 0.6%
118101		11	<div></div> 0.3%
119103		11	<div></div> 0.3%
120105		11	<div></div> 0.3%
122102		11	<div></div> 0.3%
122105		11	<div></div> 0.3%
122106		11	<div></div> 0.3%
123108		11	<div></div> 0.3%
124101		11	<div></div> 0.3%
124103		11	<div></div> 0.3%
124104		11	<div></div> 0.3%
124107		11	<div></div> 0.3%
124108		11	<div></div> 0.3%
201106		33	<div></div> 1.0%
201110		11	<div></div> 0.3%
203202		11	<div></div> 0.3%
203301		22	<div></div> 0.6%
203303		11	<div></div> 0.3%
204101		11	<div></div> 0.3%
204102		11	<div></div> 0.3%
204203		11	<div></div> 0.3%
204301		22	<div></div> 0.6%
204302		11	<div></div> 0.3%
205104		11	<div></div> 0.3%

File : CSEC6D

SubCounty: Sub-county/division/town council

Value	Label	Cases	Percentage
207103		11	0.3%
208102		22	0.6%
208104		11	0.3%
208107		11	0.3%
209201		22	0.6%
210205		22	0.6%
211101		11	0.3%
211103		11	0.3%
211106		11	0.3%
212104		11	0.3%
212105		11	0.3%
212202		11	0.3%
212305		11	0.3%
212311		11	0.3%
214101		22	0.6%
214102		11	0.3%
214108		11	0.3%
214113		55	1.6%
215109		11	0.3%
215115		11	0.3%
215120		11	0.3%
216202		22	0.6%
218103		11	0.3%
218115		11	0.3%
219103		33	1.0%
221109		22	0.6%
222106		11	0.3%
223108		11	0.3%
223120		11	0.3%
223121		33	1.0%
223126		11	0.3%
223128		11	0.3%
224105		11	0.3%
225103		11	0.3%
225111		11	0.3%
226101		11	0.3%
226103		22	0.6%
226104		11	0.3%
228102		11	0.3%
230107		11	0.3%
232101		11	0.3%
232203		11	0.3%
302101		11	0.3%












































File : CSEC6D

SubCounty: Sub-county/division/town council

Value	Label	Cases	Percentage
302201		22	0.6%
302203		11	0.3%
302204		11	0.3%
302205		11	0.3%
303201		11	0.3%
303202		11	0.3%
303204		11	0.3%
303402		11	0.3%
303404		22	0.6%
303405		11	0.3%
303503		11	0.3%
303504		11	0.3%
304102		11	0.3%
304204		22	0.6%
304301		11	0.3%
305102		11	0.3%
306102		11	0.3%
306103		22	0.6%
306106		11	0.3%
307108		22	0.6%
307202		11	0.3%
308102		11	0.3%
309102		11	0.3%
309103		11	0.3%
309204		11	0.3%
310102		11	0.3%
310206		22	0.6%
310207		11	0.3%
311103		22	0.6%
311302		11	0.3%
312105		11	0.3%
313102		11	0.3%
313104		11	0.3%
314103		11	0.3%
317101		11	0.3%
317102		11	0.3%
317106		11	0.3%
318103		22	0.6%
318107		11	0.3%
318114		11	0.3%
319103		11	0.3%
319105		11	0.3%
319107		11	0.3%

File : CSEC6D

SubCounty: Sub-county/division/town council

Value	Label	Cases	Percentage
320103		11	 0.3%
320108		11	 0.3%
321103		11	 0.3%
321105		11	 0.3%
321106		11	 0.3%
321107		11	 0.3%
322108		11	 0.3%
322111		11	 0.3%
323104		11	 0.3%
323106		11	 0.3%
323107		11	 0.3%
323108		11	 0.3%
325101		11	 0.3%
325103		33	 1.0%
327103		11	 0.3%
329106		11	 0.3%
330107		22	 0.6%
330110		11	 0.3%
402207		11	 0.3%
402208		11	 0.3%
403101		11	 0.3%
403105		11	 0.3%
403201		11	 0.3%
403205		11	 0.3%
403301		11	 0.3%
404102		11	 0.3%
404207		11	 0.3%
404403		11	 0.3%
405104		11	 0.3%
405208		11	 0.3%
405211		11	 0.3%
405301		11	 0.3%
405302		11	 0.3%
406108		11	 0.3%
406201		11	 0.3%
406210		11	 0.3%
406212		11	 0.3%
406303		11	 0.3%
407202		11	 0.3%
407205		11	 0.3%
407303		11	 0.3%
407306		11	 0.3%
408102		11	 0.3%

File : CSEC6D

SubCounty: Sub-county/division/town council

Value	Label	Cases	Percentage
408112		11	<div></div> 0.3%
408113		11	<div></div> 0.3%
409101		11	<div></div> 0.3%
409203		11	<div></div> 0.3%
409301		11	<div></div> 0.3%
410102		11	<div></div> 0.3%
410105		11	<div></div> 0.3%
410201		33	<div></div> 1.0%
410303		11	<div></div> 0.3%
411103		11	<div></div> 0.3%
411203		11	<div></div> 0.3%
411302		11	<div></div> 0.3%
411304		11	<div></div> 0.3%
411402		11	<div></div> 0.3%
411403		11	<div></div> 0.3%
412103		11	<div></div> 0.3%
412201		11	<div></div> 0.3%
412203		11	<div></div> 0.3%
414116		11	<div></div> 0.3%
415105		11	<div></div> 0.3%
415106		11	<div></div> 0.3%
415110		11	<div></div> 0.3%
415114		11	<div></div> 0.3%
417101		11	<div></div> 0.3%
417102		11	<div></div> 0.3%
417104		11	<div></div> 0.3%
417105		11	<div></div> 0.3%
417110		11	<div></div> 0.3%
417114		11	<div></div> 0.3%
418104		11	<div></div> 0.3%
418201		11	<div></div> 0.3%
418202		11	<div></div> 0.3%
418209		11	<div></div> 0.3%
419204		11	<div></div> 0.3%
420107		11	<div></div> 0.3%
420108		11	<div></div> 0.3%
421108		11	<div></div> 0.3%
422102		11	<div></div> 0.3%
423109		11	<div></div> 0.3%
426104		11	<div></div> 0.3%

Warning: these figures indicate the number of cases found in the data file. They cannot be interpreted as summary statistics of the population of interest.

Parish: Parish/ward

Information [Type= discrete] [Format=numeric] [Range= 10120402-42610402] [Missing=*]

File : CSEC6D

Parish: Parish/ward

Statistics [NW/ W] [Valid=3410 /-] [Invalid=0 /-]

Value	Label	Cases	Percentage
10120402		11	0.3%
10210104		11	0.3%
10210108		11	0.3%
10210202		11	0.3%
10210205		11	0.3%
10210206		11	0.3%
10210208		11	0.3%
10210301		11	0.3%
10210302		11	0.3%
10210304		11	0.3%
10210305		22	0.6%
10210306		11	0.3%
10210308		11	0.3%
10210309		22	0.6%
10210312		11	0.3%
10210401		11	0.3%
10210402		11	0.3%
10210410		11	0.3%
10210411		11	0.3%
10210417		11	0.3%
10210419		11	0.3%
10210501		11	0.3%
10210503		11	0.3%
10210504		22	0.6%
10210510		11	0.3%
10210513		11	0.3%
10210515		11	0.3%
10210518		11	0.3%
10310505		11	0.3%
10410204		11	0.3%
10410403		11	0.3%
10410504		11	0.3%
10420804		11	0.3%
10510502		11	0.3%
10610101		11	0.3%
10610109		11	0.3%
10610606		11	0.3%
10710503		11	0.3%
10710505		11	0.3%
10720206		11	0.3%
10730203		11	0.3%
10730507		11	0.3%

File : CSEC6D

Parish: Parish/ward

Value	Label	Cases	Percentage	
10810603		11	<div></div>	0.3%
10830101		11	<div></div>	0.3%
10830105		11	<div></div>	0.3%
10830502		11	<div></div>	0.3%
11010501		11	<div></div>	0.3%
11020306		11	<div></div>	0.3%
11020401		11	<div></div>	0.3%
11020603		11	<div></div>	0.3%
11020704		11	<div></div>	0.3%
11030501		11	<div></div>	0.3%
11030601		11	<div></div>	0.3%
11110201		11	<div></div>	0.3%
11120204		11	<div></div>	0.3%
11120206		11	<div></div>	0.3%
11210203		11	<div></div>	0.3%
11210402		11	<div></div>	0.3%
11220301		11	<div></div>	0.3%
11220403		11	<div></div>	0.3%
11310504		11	<div></div>	0.3%
11310505		11	<div></div>	0.3%
11311102		11	<div></div>	0.3%
11311203		11	<div></div>	0.3%
11311302		11	<div></div>	0.3%
11311306		11	<div></div>	0.3%
11330301		22	<div></div>	0.6%
11330305		11	<div></div>	0.3%
11330403		11	<div></div>	0.3%
11330606		11	<div></div>	0.3%
11330701		11	<div></div>	0.3%
11510302		11	<div></div>	0.3%
11510403		11	<div></div>	0.3%
11520209		11	<div></div>	0.3%
11520307		11	<div></div>	0.3%
11520504		11	<div></div>	0.3%
11520703		11	<div></div>	0.3%
11610205		11	<div></div>	0.3%
11710308		11	<div></div>	0.3%
11710405		11	<div></div>	0.3%
11711003		22	<div></div>	0.6%
11810104		11	<div></div>	0.3%
11910303		11	<div></div>	0.3%
12010502		11	<div></div>	0.3%
12210206		11	<div></div>	0.3%

File : CSEC6D

Parish: Parish/ward

Value	Label	Cases	Percentage
12210502		11	0.3%
12210602		11	0.3%
12310803		11	0.3%
12410106		11	0.3%
12410302		11	0.3%
12410401		11	0.3%
12410701		11	0.3%
12410802		11	0.3%
20110602		33	1.0%
20111009		11	0.3%
20320203		11	0.3%
20330101		22	0.6%
20330304		11	0.3%
20410103		11	0.3%
20410204		11	0.3%
20420301		11	0.3%
20430101		11	0.3%
20430102		11	0.3%
20430205		11	0.3%
20510401		11	0.3%
20710301		11	0.3%
20810214		22	0.6%
20810404		11	0.3%
20810713		11	0.3%
20920101		11	0.3%
20920104		11	0.3%
21020504		22	0.6%
21110105		11	0.3%
21110303		11	0.3%
21110603		11	0.3%
21210403		11	0.3%
21210504		11	0.3%
21220201		11	0.3%
21230502		11	0.3%
21231101		11	0.3%
21410104		11	0.3%
21410106		11	0.3%
21410202		11	0.3%
21410801		11	0.3%
21411301		11	0.3%
21411303		44	1.3%
21510902		11	0.3%
21511502		11	0.3%

File : CSEC6D

Parish: Parish/ward

Value	Label	Cases	Percentage
21512002		11	<div><div></div></div> 0.3%
21620203		22	<div><div></div></div> 0.6%
21810302		11	<div><div></div></div> 0.3%
21811504		11	<div><div></div></div> 0.3%
21910313		11	<div><div></div></div> 0.3%
21910317		22	<div><div></div></div> 0.6%
22110902		11	<div><div></div></div> 0.3%
22110905		11	<div><div></div></div> 0.3%
22210602		11	<div><div></div></div> 0.3%
22310805		11	<div><div></div></div> 0.3%
22312002		11	<div><div></div></div> 0.3%
22312101		22	<div><div></div></div> 0.6%
22312103		11	<div><div></div></div> 0.3%
22312601		11	<div><div></div></div> 0.3%
22312801		11	<div><div></div></div> 0.3%
22410505		11	<div><div></div></div> 0.3%
22510304		11	<div><div></div></div> 0.3%
22511103		11	<div><div></div></div> 0.3%
22610101		11	<div><div></div></div> 0.3%
22610302		11	<div><div></div></div> 0.3%
22610303		11	<div><div></div></div> 0.3%
22610405		11	<div><div></div></div> 0.3%
22810203		11	<div><div></div></div> 0.3%
23010709		11	<div><div></div></div> 0.3%
23210104		11	<div><div></div></div> 0.3%
23220304		11	<div><div></div></div> 0.3%
30210102		11	<div><div></div></div> 0.3%
30220105		11	<div><div></div></div> 0.3%
30220107		11	<div><div></div></div> 0.3%
30220302		11	<div><div></div></div> 0.3%
30220405		11	<div><div></div></div> 0.3%
30220505		11	<div><div></div></div> 0.3%
30320102		11	<div><div></div></div> 0.3%
30320207		11	<div><div></div></div> 0.3%
30320405		11	<div><div></div></div> 0.3%
30340204		11	<div><div></div></div> 0.3%
30340401		11	<div><div></div></div> 0.3%
30340403		11	<div><div></div></div> 0.3%
30340507		11	<div><div></div></div> 0.3%
30350304		11	<div><div></div></div> 0.3%
30350402		11	<div><div></div></div> 0.3%
30410201		11	<div><div></div></div> 0.3%
30420401		11	<div><div></div></div> 0.3%

File : CSEC6D

Parish: Parish/ward

Value	Label	Cases	Percentage
30420402		11	0.3%
30430104		11	0.3%
30510208		11	0.3%
30610203		11	0.3%
30610301		22	0.6%
30610601		11	0.3%
30710802		11	0.3%
30710803		11	0.3%
30720203		11	0.3%
30810206		11	0.3%
30910205		11	0.3%
30910305		11	0.3%
30920406		11	0.3%
31010202		11	0.3%
31020603		11	0.3%
31020604		11	0.3%
31020706		11	0.3%
31110302		22	0.6%
31130201		11	0.3%
31210502		11	0.3%
31310205		11	0.3%
31310403		11	0.3%
31410304		11	0.3%
31710101		11	0.3%
31710202		11	0.3%
31710605		11	0.3%
31810302		22	0.6%
31810705		11	0.3%
31811402		11	0.3%
31910303		11	0.3%
31910508		11	0.3%
31910702		11	0.3%
32010303		11	0.3%
32010808		11	0.3%
32110304		11	0.3%
32110505		11	0.3%
32110601		11	0.3%
32110706		11	0.3%
32210802		11	0.3%
32211104		11	0.3%
32310403		11	0.3%
32310604		11	0.3%
32310701		11	0.3%

File : CSEC6D

Parish: Parish/ward

Value	Label	Cases	Percentage
32310802		11	<div></div> 0.3%
32510102		11	<div></div> 0.3%
32510305		11	<div></div> 0.3%
32510306		22	<div></div> 0.6%
32710303		11	<div></div> 0.3%
32910602		11	<div></div> 0.3%
33010701		11	<div></div> 0.3%
33010703		11	<div></div> 0.3%
33011001		11	<div></div> 0.3%
40220705		11	<div></div> 0.3%
40220805		11	<div></div> 0.3%
40310102		11	<div></div> 0.3%
40310505		11	<div></div> 0.3%
40320102		11	<div></div> 0.3%
40320504		11	<div></div> 0.3%
40330104		11	<div></div> 0.3%
40410203		11	<div></div> 0.3%
40420704		11	<div></div> 0.3%
40440303		11	<div></div> 0.3%
40510402		11	<div></div> 0.3%
40520803		11	<div></div> 0.3%
40521103		11	<div></div> 0.3%
40530104		11	<div></div> 0.3%
40530203		11	<div></div> 0.3%
40610804		11	<div></div> 0.3%
40620102		11	<div></div> 0.3%
40621003		11	<div></div> 0.3%
40621201		11	<div></div> 0.3%
40630307		11	<div></div> 0.3%
40720204		11	<div></div> 0.3%
40720501		11	<div></div> 0.3%
40730303		11	<div></div> 0.3%
40730604		11	<div></div> 0.3%
40810201		11	<div></div> 0.3%
40811202		11	<div></div> 0.3%
40811304		11	<div></div> 0.3%
40910104		11	<div></div> 0.3%
40920305		11	<div></div> 0.3%
40930103		11	<div></div> 0.3%
41010204		11	<div></div> 0.3%
41010502		11	<div></div> 0.3%
41020101		33	<div></div> 1.0%
41030306		11	<div></div> 0.3%

File : CSEC6D

Parish: Parish/ward

Value	Label	Cases	Percentage	
41110301		11	<div></div>	0.3%
41120302		11	<div></div>	0.3%
41130202		11	<div></div>	0.3%
41130402		11	<div></div>	0.3%
41140202		11	<div></div>	0.3%
41140303		11	<div></div>	0.3%
41210304		11	<div></div>	0.3%
41220107		11	<div></div>	0.3%
41220304		11	<div></div>	0.3%
41411601		11	<div></div>	0.3%
41510502		11	<div></div>	0.3%
41510608		11	<div></div>	0.3%
41511004		11	<div></div>	0.3%
41511407		11	<div></div>	0.3%
41710101		11	<div></div>	0.3%
41710201		11	<div></div>	0.3%
41710401		11	<div></div>	0.3%
41710501		11	<div></div>	0.3%
41711004		11	<div></div>	0.3%
41711404		11	<div></div>	0.3%
41810403		11	<div></div>	0.3%
41820102		11	<div></div>	0.3%
41820201		11	<div></div>	0.3%
41820907		11	<div></div>	0.3%
41920402		11	<div></div>	0.3%
42010704		11	<div></div>	0.3%
42010803		11	<div></div>	0.3%
42110801		11	<div></div>	0.3%
42210204		11	<div></div>	0.3%
42310905		11	<div></div>	0.3%
42610402		11	<div></div>	0.3%

Warning: these figures indicate the number of cases found in the data file. They cannot be interpreted as summary statistics of the population of interest.

Villagecode: Village code

Information	[Type= discrete] [Format=numeric] [Range= 1012040204-4261040201] [Missing=*]			
Statistics [NW/ W]	[Valid=3410 /-] [Invalid=0 /-]			
Value	Label	Cases	Percentage	
1012040204		11	<div></div>	0.3%
1021010402		11	<div></div>	0.3%
1021010802		11	<div></div>	0.3%
1021020205		11	<div></div>	0.3%
1021020504		11	<div></div>	0.3%
1021020601		11	<div></div>	0.3%
1021020805		11	<div></div>	0.3%

File : CSEC6D

Villagecode: Village code

Value	Label	Cases	Percentage
1021030109		11	0.3%
1021030203		11	0.3%
1021030412		11	0.3%
1021030504		11	0.3%
1021030509		11	0.3%
1021030606		11	0.3%
1021030803		11	0.3%
1021030904		22	0.6%
1021031208		11	0.3%
1021040102		11	0.3%
1021040203		11	0.3%
1021041002		11	0.3%
1021041118		11	0.3%
1021041701		11	0.3%
1021041903		11	0.3%
1021050106		11	0.3%
1021050307		11	0.3%
1021050405		22	0.6%
1021051004		11	0.3%
1021051305		11	0.3%
1021051506		11	0.3%
1021051832		11	0.3%
1031050505		11	0.3%
1041020405		11	0.3%
1041040304		11	0.3%
1041050403		11	0.3%
1042080404		11	0.3%
1051050201		11	0.3%
1061010108		11	0.3%
1061010902		11	0.3%
1061060602		11	0.3%
1071050302		11	0.3%
1071050503		11	0.3%
1072020601		11	0.3%
1073020305		11	0.3%
1073050702		11	0.3%
1081060309		11	0.3%
1083010101		11	0.3%
1083010505		11	0.3%
1083050204		11	0.3%
1101050107		11	0.3%
1102030601		11	0.3%
1102040107		11	0.3%

File : CSEC6D

Villagecode: Village code

Value	Label	Cases	Percentage	
1102060309		11	<div></div>	0.3%
1102070403		11	<div></div>	0.3%
1103050102		11	<div></div>	0.3%
1103060102		11	<div></div>	0.3%
1111020105		11	<div></div>	0.3%
1112020403		11	<div></div>	0.3%
1112020618		11	<div></div>	0.3%
1121020302		11	<div></div>	0.3%
1121040209		11	<div></div>	0.3%
1122030104		11	<div></div>	0.3%
1122040303		11	<div></div>	0.3%
1131050402		11	<div></div>	0.3%
1131050505		11	<div></div>	0.3%
1131110205		11	<div></div>	0.3%
1131120307		11	<div></div>	0.3%
1131130204		11	<div></div>	0.3%
1131130602		11	<div></div>	0.3%
1133030101		11	<div></div>	0.3%
1133030109		11	<div></div>	0.3%
1133030504		11	<div></div>	0.3%
1133040308		11	<div></div>	0.3%
1133060601		11	<div></div>	0.3%
1133070102		11	<div></div>	0.3%
1151030204		11	<div></div>	0.3%
1151040307		11	<div></div>	0.3%
1152020907		11	<div></div>	0.3%
1152030702		11	<div></div>	0.3%
1152050405		11	<div></div>	0.3%
1152070306		11	<div></div>	0.3%
1161020501		11	<div></div>	0.3%
1171030802		11	<div></div>	0.3%
1171040504		11	<div></div>	0.3%
1171100309		11	<div></div>	0.3%
1171100312		11	<div></div>	0.3%
1181010407		11	<div></div>	0.3%
1191030304		11	<div></div>	0.3%
1201050202		11	<div></div>	0.3%
1221020604		11	<div></div>	0.3%
1221050203		11	<div></div>	0.3%
1221060206		11	<div></div>	0.3%
1231080303		11	<div></div>	0.3%
1241010603		11	<div></div>	0.3%
1241030216		11	<div></div>	0.3%

File : CSEC6D

Villagecode: Village code

Value	Label	Cases	Percentage
1241040102		11	0.3%
1241070106		11	0.3%
1241080210		11	0.3%
2011060205		33	1.0%
2011100902		11	0.3%
2032020304		11	0.3%
2033010101		22	0.6%
2033030403		11	0.3%
2041010302		11	0.3%
2041020405		11	0.3%
2042030105		11	0.3%
2043010103		11	0.3%
2043010202		11	0.3%
2043020514		11	0.3%
2051040101		11	0.3%
2071030105		11	0.3%
2081021402		22	0.6%
2081040401		11	0.3%
2081071301		11	0.3%
2092010105		11	0.3%
2092010401		11	0.3%
2102050401		22	0.6%
2111010504		11	0.3%
2111030302		11	0.3%
2111060303		11	0.3%
2121040306		11	0.3%
2121050407		11	0.3%
2122020101		11	0.3%
2123050204		11	0.3%
2123110101		11	0.3%
2141010403		11	0.3%
2141010604		11	0.3%
2141020206		11	0.3%
2141080105		11	0.3%
2141130103		11	0.3%
2141130307		44	1.3%
2151090208		11	0.3%
2151150202		11	0.3%
2151200204		11	0.3%
2162020306		22	0.6%
2181030213		11	0.3%
2181150401		11	0.3%
2191031301		11	0.3%

File : CSEC6D

Villagecode: Village code

Value	Label	Cases	Percentage
2191031702		22	<div></div> 0.6%
2211090203		11	<div></div> 0.3%
2211090505		11	<div></div> 0.3%
2221060201		11	<div></div> 0.3%
2231080506		11	<div></div> 0.3%
2231200204		11	<div></div> 0.3%
2231210104		11	<div></div> 0.3%
2231210105		11	<div></div> 0.3%
2231210302		11	<div></div> 0.3%
2231260115		11	<div></div> 0.3%
2231280102		11	<div></div> 0.3%
2241050511		11	<div></div> 0.3%
2251030415		11	<div></div> 0.3%
2251110322		11	<div></div> 0.3%
2261010102		11	<div></div> 0.3%
2261030205		11	<div></div> 0.3%
2261030301		11	<div></div> 0.3%
2261040510		11	<div></div> 0.3%
2281020304		11	<div></div> 0.3%
2301070905		11	<div></div> 0.3%
2321010406		11	<div></div> 0.3%
2322030405		11	<div></div> 0.3%
3021010215		11	<div></div> 0.3%
3022010508		11	<div></div> 0.3%
3022010708		11	<div></div> 0.3%
3022030205		11	<div></div> 0.3%
3022040505		11	<div></div> 0.3%
3022050502		11	<div></div> 0.3%
3032010205		11	<div></div> 0.3%
3032020706		11	<div></div> 0.3%
3032040506		11	<div></div> 0.3%
3034020408		11	<div></div> 0.3%
3034040102		11	<div></div> 0.3%
3034040304		11	<div></div> 0.3%
3034050711		11	<div></div> 0.3%
3035030411		11	<div></div> 0.3%
3035040205		11	<div></div> 0.3%
3041020101		11	<div></div> 0.3%
3042040105		11	<div></div> 0.3%
3042040201		11	<div></div> 0.3%
3043010404		11	<div></div> 0.3%
3051020803		11	<div></div> 0.3%
3061020306		11	<div></div> 0.3%

File : CSEC6D

Villagecode: Village code

Value	Label	Cases	Percentage
3061030101		22	<div></div> 0.6%
3061060103		11	<div></div> 0.3%
3071080206		11	<div></div> 0.3%
3071080301		11	<div></div> 0.3%
3072020302		11	<div></div> 0.3%
3081020606		11	<div></div> 0.3%
3091020502		11	<div></div> 0.3%
3091030501		11	<div></div> 0.3%
3092040606		11	<div></div> 0.3%
3101020203		11	<div></div> 0.3%
3102060309		11	<div></div> 0.3%
3102060408		11	<div></div> 0.3%
3102070603		11	<div></div> 0.3%
3111030202		22	<div></div> 0.6%
3113020101		11	<div></div> 0.3%
3121050202		11	<div></div> 0.3%
3131020505		11	<div></div> 0.3%
3131040312		11	<div></div> 0.3%
3141030403		11	<div></div> 0.3%
3171010102		11	<div></div> 0.3%
3171020201		11	<div></div> 0.3%
3171060512		11	<div></div> 0.3%
3181030204		22	<div></div> 0.6%
3181070501		11	<div></div> 0.3%
3181140207		11	<div></div> 0.3%
3191030304		11	<div></div> 0.3%
3191050803		11	<div></div> 0.3%
3191070202		11	<div></div> 0.3%
3201030323		11	<div></div> 0.3%
3201080801		11	<div></div> 0.3%
3211030405		11	<div></div> 0.3%
3211050502		11	<div></div> 0.3%
3211060105		11	<div></div> 0.3%
3211070617		11	<div></div> 0.3%
3221080206		11	<div></div> 0.3%
3221110412		11	<div></div> 0.3%
3231040301		11	<div></div> 0.3%
3231060409		11	<div></div> 0.3%
3231070104		11	<div></div> 0.3%
3231080204		11	<div></div> 0.3%
3251010205		11	<div></div> 0.3%
3251030508		11	<div></div> 0.3%
3251030601		11	<div></div> 0.3%

File : CSEC6D

Villagecode: Village code

Value	Label	Cases	Percentage
3251030602		11	0.3%
3271030305		11	0.3%
3291060206		11	0.3%
3301070101		11	0.3%
3301070303		11	0.3%
3301100102		11	0.3%
4022070507		11	0.3%
4022080505		11	0.3%
4031010202		11	0.3%
4031050502		11	0.3%
4032010205		11	0.3%
4032050403		11	0.3%
4033010412		11	0.3%
4041020302		11	0.3%
4042070409		11	0.3%
4044030303		11	0.3%
4051040205		11	0.3%
4052080304		11	0.3%
4052110310		11	0.3%
4053010409		11	0.3%
4053020304		11	0.3%
4061080401		11	0.3%
4062010203		11	0.3%
4062100306		11	0.3%
4062120102		11	0.3%
4063030706		11	0.3%
4072020402		11	0.3%
4072050104		11	0.3%
4073030305		11	0.3%
4073060419		11	0.3%
4081020104		11	0.3%
4081120206		11	0.3%
4081130406		11	0.3%
4091010401		11	0.3%
4092030509		11	0.3%
4093010304		11	0.3%
4101020405		11	0.3%
4101050204		11	0.3%
4102010106		11	0.3%
4102010107		22	0.6%
4103030601		11	0.3%
4111030105		11	0.3%
4112030202		11	0.3%

File : CSEC6D

Villagecode: Village code

Value	Label	Cases	Percentage	
4113020204		11	<div></div>	0.3%
4113040203		11	<div></div>	0.3%
4114020204		11	<div></div>	0.3%
4114030308		11	<div></div>	0.3%
4121030414		11	<div></div>	0.3%
4122010704		11	<div></div>	0.3%
4122030405		11	<div></div>	0.3%
4141160106		11	<div></div>	0.3%
4151050204		11	<div></div>	0.3%
4151060812		11	<div></div>	0.3%
4151100404		11	<div></div>	0.3%
4151140703		11	<div></div>	0.3%
4171010109		11	<div></div>	0.3%
4171020103		11	<div></div>	0.3%
4171040107		11	<div></div>	0.3%
4171050107		11	<div></div>	0.3%
4171100404		11	<div></div>	0.3%
4171140402		11	<div></div>	0.3%
4181040301		11	<div></div>	0.3%
4182010203		11	<div></div>	0.3%
4182020104		11	<div></div>	0.3%
4182090702		11	<div></div>	0.3%
4192040205		11	<div></div>	0.3%
4201070403		11	<div></div>	0.3%
4201080309		11	<div></div>	0.3%
4211080107		11	<div></div>	0.3%
4221020401		11	<div></div>	0.3%
4231090509		11	<div></div>	0.3%
4261040201		11	<div></div>	0.3%

Warning: these figures indicate the number of cases found in the data file. They cannot be interpreted as summary statistics of the population of interest.

community_needs_id: CFCommunityNeed

Information	[Type= discrete] [Format=numeric] [Range= 101-111] [Missing=*]			
Statistics [NW/ W]	[Valid=3410 /-] [Invalid=0 /-]			
Value	Label	Cases	Percentage	
101	Road: Construction/Improvement	310	<div></div>	9.1%
102	Bridge: Construction/Improvement	310	<div></div>	9.1%
103	Primary School: Construction/Improvement	310	<div></div>	9.1%
104	Secondary School: Construction/Improvement	310	<div></div>	9.1%
105	Health Center/Clinic/Dispensary: Construction/Improvement	310	<div></div>	9.1%
106	Piped Water/Boreholes/Wells: Construction/Improvement	310	<div></div>	9.1%
107	Maize Mill: Construction/Improvement	310	<div></div>	9.1%
108	Public Transportation: Initiation/Improvement	310	<div></div>	9.1%

File : CSEC6D

community_needs_id: CFCommunityNeed

Value	Label	Cases	Percentage
109	Agricultural/Fishery/Livestock Extension Services: Initiation/Improvement	310	9.1%
110	Law Enforcement: Initiation/Improvement	310	9.1%
111	Other (specify)	310	9.1%

Warning: these figures indicate the number of cases found in the data file. They cannot be interpreted as summary statistics of the population of interest.

C6DQ1: During the past 5 years, has any of the community members ever approached the LC

Information	[Type= discrete] [Format=numeric] [Range= 1-2] [Missing=*]
Statistics [NW/ W]	[Valid=3344 /-] [Invalid=66 /-]

Value	Label	Cases	Percentage
1	Yes	551	16.5%
2	No	2793	83.5%
Sysmiss		66	

Warning: these figures indicate the number of cases found in the data file. They cannot be interpreted as summary statistics of the population of interest.

C6DQ2: During the past 5 years, has the LC1 or other village leader or political leader

Information	[Type= discrete] [Format=numeric] [Range= 1-2] [Missing=*]
Statistics [NW/ W]	[Valid=3344 /-] [Invalid=66 /-]

Value	Label	Cases	Percentage
1	Yes	567	17.0%
2	No	2777	83.0%
Sysmiss		66	

Warning: these figures indicate the number of cases found in the data file. They cannot be interpreted as summary statistics of the population of interest.

C6DQ1_Other: Other item in the community ?

Information	[Type= discrete] [Format=character] [Missing=*]
Statistics [NW/ W]	[Valid=18 /-] [Invalid=0 /-]

Value	Label	Cases	Percentage
BUSINESS OPPORTUNITIE		1	5.6%
COMMUNITY CENTER		1	5.6%
CRASH		1	5.6%
DISASTER		1	5.6%
DRAINAGE IMPROVEMENT		1	5.6%
DRAINAGE SYSTEM		1	5.6%
ELECTRICITY		1	5.6%
GOVERNMENT MARKET		1	5.6%
NEED FOR A NURSARY SCHOOL		1	5.6%
NEED FOR A NURSARY SCHOOL AND FUNCTIONAL		1	5.6%

File : CSEC6D

C6DQ1_Other: Other item in the community ?

Value	Label	Cases	Percentage
ADULT LITERACY			
NEED FOR IDS		1	<div></div> 5.6%
PUBLIC TOILET		1	<div></div> 5.6%
Rural Electrification		1	<div></div> 5.6%
TO BE GIVEN A SUBCOUNTY		1	<div></div> 5.6%
ccc		1	<div></div> 5.6%
connection of electric power		1	<div></div> 5.6%
nursary		1	<div></div> 5.6%
provision of bee hives		1	<div></div> 5.6%

Warning: these figures indicate the number of cases found in the data file. They cannot be interpreted as summary statistics of the population of interest.

C6DQ4: During the past 5 years, even if there was no communal or leadership action to e

Information		[Type= discrete] [Format=numeric] [Range= 1-2] [Missing=*]	
Statistics [NW/ W]		[Valid=2723 /-] [Invalid=687 /-]	
Value	Label	Cases	Percentage
1	Yes	73	<div><div></div></div> 2.7%
2	No	2650	<div><div></div></div> 97.3%
Sysmiss		687	

Warning: these figures indicate the number of cases found in the data file. They cannot be interpreted as summary statistics of the population of interest.

C6DQ5: During the past 5 years, did the community members (besides LC1 and other local/

Information		[Type= discrete] [Format=numeric] [Range= 1-2] [Missing=*]	
Statistics [NW/ W]		[Valid=618 /-] [Invalid=2792 /-]	
Value	Label	Cases	Percentage
1	Yes	351	<div></div> 56.8%
2	No	267	<div></div> 43.2%
Sysmiss		2792	

Warning: these figures indicate the number of cases found in the data file. They cannot be interpreted as summary statistics of the population of interest.

C6DQ6: Under whose leadership was the meeting(s) organized?

Information		[Type= discrete] [Format=numeric] [Range= 1-96] [Missing=*]	
Statistics [NW/ W]		[Valid=351 /-] [Invalid=3059 /-]	
Value	Label	Cases	Percentage
1	LC1	242	<div></div> 68.9%
2	Group Village Headman	41	<div></div> 11.7%
3	School Committee	18	<div></div> 5.1%
4	Health Committee	5	<div></div> 1.4%
5	Agricultural Coop/Farmers Group	8	<div></div> 2.3%
6	Agricultural Extension Officer	8	<div></div> 2.3%
7	NGO/Religious or International Org	2	<div></div> 0.6%

File : CSEC6D

C6DQ6: Under whose leadership was the meeting(s) organized?

Value	Label	Cases	Percentage
8	MP	11	<div><div></div></div> 3.1%
9	District Assembly	3	<div><div></div></div> 0.9%
96	Other (specify)	13	<div><div></div></div> 3.7%
Sysmiss		3059	

Warning: these figures indicate the number of cases found in the data file. They cannot be interpreted as summary statistics of the population of interest.

C6DQ7: Was the meeting(s) successful in determining the steps that were needed to be ta

Information	[Type= discrete] [Format=numeric] [Range= 1-2] [Missing=*]
Statistics [NW/ W]	[Valid=351 /-] [Invalid=3059 /-]

Value	Label	Cases	Percentage
1	Yes	287	<div><div></div></div> 81.8%
2	No	64	<div><div></div></div> 18.2%
Sysmiss		3059	

Warning: these figures indicate the number of cases found in the data file. They cannot be interpreted as summary statistics of the population of interest.

C6DQ8A: To address the need for [ITEM], what actions did the community take?-FIRST ACTIO

Information	[Type= discrete] [Format=numeric] [Range= 1-9999] [Missing=*]
Statistics [NW/ W]	[Valid=618 /-] [Invalid=2792 /-]

Value	Label	Cases	Percentage
1	Mobilize manpower among community members	192	<div><div></div></div> 31.1%
2	mobilize financial resources among community members	37	<div><div></div></div> 6.0%
3	Seek resources through the local funding agency	169	<div><div></div></div> 27.3%
4	Seek resources through the city/district assembly/commissioner	97	<div><div></div></div> 15.7%
5	Seek resources through the relevant MP	18	<div><div></div></div> 2.9%
6	Seek resources through other influential person	42	<div><div></div></div> 6.8%
7	Seek resources through an NGO or Religious/International Org	4	<div><div></div></div> 0.6%
9	Other (specify)	5	<div><div></div></div> 0.8%
9999	None	54	<div><div></div></div> 8.7%
Sysmiss		2792	

Warning: these figures indicate the number of cases found in the data file. They cannot be interpreted as summary statistics of the population of interest.

C6DQ8B: To address the need for [ITEM], what actions did the community take?-SECOND ACTI

Information	[Type= discrete] [Format=numeric] [Range= 1-9999] [Missing=*]
Statistics [NW/ W]	[Valid=543 /-] [Invalid=2867 /-]

Value	Label	Cases	Percentage
1	Mobilize manpower among community members	31	<div><div></div></div> 5.7%
2	mobilize financial resources among community members	47	<div><div></div></div> 8.7%
3	Seek resources through the local funding agency	97	<div><div></div></div> 17.9%
4	Seek resources through the city/district assembly/commissioner	89	<div><div></div></div> 16.4%
5	Seek resources through the relevant MP	21	<div><div></div></div> 3.9%
6	Seek resources through other influential person	28	<div><div></div></div> 5.2%
7	Seek resources through an NGO or Religious/International Org	13	<div><div></div></div> 2.4%
9	Other (specify)	0	
9999	None	217	<div><div></div></div> 40.0%

File : CSEC6D

C6DQ8B: To address the need for [ITEM], what actions did the community take?-SECOND ACTI

Value	Label	Cases	Percentage
Sysmiss		2867	

Warning: these figures indicate the number of cases found in the data file. They cannot be interpreted as summary statistics of the population of interest.

C6DQ8C: To address the need for [ITEM], what actions did the community take?-THIRD ACTIO

Information	[Type= discrete] [Format=numeric] [Range= 1-9999] [Missing=*]
Statistics [NW/ W]	[Valid=331 /-] [Invalid=3079 /-]

Value	Label	Cases	Percentage
1	Mobilize manpower among community members	21	6.3%
2	mobilize financial resources among community members	12	3.6%
3	Seek resources through the local funding agency	93	28.1%
4	Seek resources through the city/district assembly/commissioner	45	13.6%
5	Seek resources through the relevant MP	12	3.6%
6	Seek resources through other influential person	11	3.3%
7	Seek resources through an NGO or Religious/International Org	8	2.4%
9	Other (specify)	3	0.9%
9999	None	126	38.1%
Sysmiss		3079	

Warning: these figures indicate the number of cases found in the data file. They cannot be interpreted as summary statistics of the population of interest.

C6DQ9: DID THE COMMUNITY TAKE ANY ACTION TO ADDRESS NEED FOR[ITEM] ,AS REPORTED IN PREV

Information	[Type= discrete] [Format=numeric] [Range= 1-2] [Missing=*]
Statistics [NW/ W]	[Valid=347 /-] [Invalid=3063 /-]

Value	Label	Cases	Percentage
1	Yes	186	53.6%
2	No	161	46.4%
Sysmiss		3063	

Warning: these figures indicate the number of cases found in the data file. They cannot be interpreted as summary statistics of the population of interest.

C6DQ10: Was the need for [ITEM] addressed?

Information	[Type= discrete] [Format=numeric] [Range= 1-5] [Missing=*]
Statistics [NW/ W]	[Valid=618 /-] [Invalid=2792 /-]

Value	Label	Cases	Percentage
1	Addressed/Being Addressed	269	43.5%
2	To be addressed/Response positive	15	2.4%
3	Promised but not addressed	100	16.2%
4	Not addressed, Response Pending	98	15.9%
5	Not addressed, Attempts Failed	136	22.0%
Sysmiss		2792	

Warning: these figures indicate the number of cases found in the data file. They cannot be interpreted as summary statistics of the population of interest.

C6DQ11: When was the need for the [ITEM] addressed?

Information	[Type= continuous] [Format=numeric] [Range= 0-200000000] [Missing=*]
Statistics [NW/ W]	[Valid=355 /-] [Invalid=3055 /-]

File : CSEC6D

C6DQ12A: What was/will be the source of the funds for [ITEM]?-FIRST SOURCE

Information	[Type= discrete] [Format=numeric] [Range= 1-9999] [Missing=*]
Statistics [NW/ W]	[Valid=353 /-] [Invalid=3057 /-]

Value	Label	Cases	Percentage
1	Community Members	100	28.3%
2	Local Funding Agency	33	9.3%
3	District/City Assembly	81	22.9%
4	Central Government	53	15.0%
5	NGO	24	6.8%
6	Religious Organisation/Institution	7	2.0%
7	International Organisation	1	0.3%
9	Other (specify)	18	5.1%
9999	None	36	10.2%
Sysmiss		3057	

Warning: these figures indicate the number of cases found in the data file. They cannot be interpreted as summary statistics of the population of interest.

C6DQ12B: What was/will be the source of the funds for [ITEM]?-SECOND SOURCE

Information	[Type= discrete] [Format=numeric] [Range= 1-9999] [Missing=*]
Statistics [NW/ W]	[Valid=307 /-] [Invalid=3103 /-]

Value	Label	Cases	Percentage
1	Community Members	18	5.9%
2	Local Funding Agency	20	6.5%
3	District/City Assembly	41	13.4%
4	Central Government	18	5.9%
5	NGO	19	6.2%
6	Religious Organisation/Institution	2	0.7%
7	International Organisation	3	1.0%
9	Other (specify)	8	2.6%
9999	None	178	58.0%
Sysmiss		3103	

Warning: these figures indicate the number of cases found in the data file. They cannot be interpreted as summary statistics of the population of interest.

C6DQ12C: What was/will be the source of the funds for [ITEM]?-THIRD SOURCE

Information	[Type= discrete] [Format=numeric] [Range= 1-9999] [Missing=*]
Statistics [NW/ W]	[Valid=133 /-] [Invalid=3277 /-]

Value	Label	Cases	Percentage
1	Community Members	7	5.3%
2	Local Funding Agency	10	7.5%
3	District/City Assembly	15	11.3%
4	Central Government	18	13.5%
5	NGO	16	12.0%
6	Religious Organisation/Institution	1	0.8%
7	International Organisation	0	
9	Other (specify)	3	2.3%
9999	None	63	47.4%

File : CSEC6D

C6DQ12C: What was/will be the source of the funds for [ITEM]?-THIRD SOURCE

Value	Label	Cases	Percentage
Sysmiss		3277	

Warning: these figures indicate the number of cases found in the data file. They cannot be interpreted as summary statistics of the population of interest.

C6DQ13: What was/will be the total funding for [ITEM]?

Information	[Type= continuous] [Format=numeric] [Range= 0-250000000] [Missing=*]
Statistics [NW/ W]	[Valid=324 -] [Invalid=3086 -]

C6DQ14: What was/will be the total amount of money contributed by community members?

Information	[Type= continuous] [Format=numeric] [Range= 0-14500000] [Missing=*]
Statistics [NW/ W]	[Valid=344 -] [Invalid=3066 -]

C6DQ15: How were/will be the contributions raised?

Information	[Type= discrete] [Format=numeric] [Range= 1-96] [Missing=*]
Statistics [NW/ W]	[Valid=91 -] [Invalid=3319 -]

Value	Label	Cases	Percentage
1	Voluntary	51	<div></div> 56.0%
2	Compulsory	27	<div></div> 29.7%
96	Other (specify)	13	<div></div> 14.3%
Sysmiss		3319	

Warning: these figures indicate the number of cases found in the data file. They cannot be interpreted as summary statistics of the population of interest.

C6DQ16: To address the need for [ITEM], did the community members contribute in kind?

Information	[Type= discrete] [Format=numeric] [Range= 1-2] [Missing=*]
Statistics [NW/ W]	[Valid=353 -] [Invalid=3057 -]

Value	Label	Cases	Percentage
1	Yes	151	<div></div> 42.8%
2	No	202	<div></div> 57.2%
Sysmiss		3057	

Warning: these figures indicate the number of cases found in the data file. They cannot be interpreted as summary statistics of the population of interest.

C6DQ17A: How did the community members contribute in kind?-FIRST POSSIBILITY

Information	[Type= discrete] [Format=numeric] [Range= 1-9999] [Missing=*]
Statistics [NW/ W]	[Valid=151 -] [Invalid=3259 -]

Value	Label	Cases	Percentage
1	Supply manual labor	119	<div></div> 78.8%
2	Serve in the project committee	5	<div></div> 3.3%
3	Provide material input such as bricks and sand	10	<div></div> 6.6%
9	Supply any other in kind contribution (specify)	13	<div></div> 8.6%
9999	None	4	<div></div> 2.6%
Sysmiss		3259	

Warning: these figures indicate the number of cases found in the data file. They cannot be interpreted as summary statistics of the population of interest.

C6DQ17B: How did the community members contribute in kind?-SECOND POSSIBILITY

Information	[Type= discrete] [Format=numeric] [Range= 1-9999] [Missing=*]
Statistics [NW/ W]	[Valid=146 -] [Invalid=3264 -]

File : CSEC6D

C6DQ17B: How did the community members contribute in kind?-SECOND POSSIBILITY

Value	Label	Cases	Percentage
1	Supply manual labor	12	8.2%
2	Serve in the project committee	21	14.4%
3	Provide material input such as bricks and sand	22	15.1%
9	Supply any other in kind contribution (specify)	7	4.8%
9999	None	84	57.5%
Sysmiss		3264	

Warning: these figures indicate the number of cases found in the data file. They cannot be interpreted as summary statistics of the population of interest.

C6DQ17C: How did the community members contribute in kind?-THIRD POSSIBILITY

Information	[Type= discrete] [Format=numeric] [Range= 1-9999] [Missing=*]
Statistics [NW/ W]	[Valid=63 /-] [Invalid=3347 /-]

Value	Label	Cases	Percentage
1	Supply manual labor	6	9.5%
2	Serve in the project committee	7	11.1%
3	Provide material input such as bricks and sand	16	25.4%
9	Supply any other in kind contribution (specify)	4	6.3%
9999	None	30	47.6%
Sysmiss		3347	

Warning: these figures indicate the number of cases found in the data file. They cannot be interpreted as summary statistics of the population of interest.

End_comm_needs: End of community needs, action and achievement section

Information	[Type= discrete] [Format=numeric] [Missing=*]
Statistics [NW/ W]	[Valid=0 /-] [Invalid=3410 /-]

Value	Label	Cases	Percentage
Sysmiss		3410	

Warning: these figures indicate the number of cases found in the data file. They cannot be interpreted as summary statistics of the population of interest.

Survey_Visit: Select visit 1 or 2 for the entire survey

Information	[Type= discrete] [Format=numeric] [Range= 1-2] [Missing=*]
Statistics [NW/ W]	[Valid=3410 /-] [Invalid=0 /-]

Value	Label	Cases	Percentage
1	Visit 1	429	12.6%
2	Visit 2	2981	87.4%

Warning: these figures indicate the number of cases found in the data file. They cannot be interpreted as summary statistics of the population of interest.

ComOrg_Response: Community Organisations Response Status

Information	[Type= discrete] [Format=numeric] [Range= 1-3] [Missing=*]
Statistics [NW/ W]	[Valid=2816 /-] [Invalid=594 /-]

Value	Label	Cases	Percentage
1	Completed	2134	75.8%
2	Partially Done	319	11.3%
3	Not Done	363	12.9%
Sysmiss		594	

Warning: these figures indicate the number of cases found in the data file. They cannot be interpreted as summary statistics of the population of interest.

File : CSEC6D

Reason_Comm_Org_Not_Done: Reason Community Organisations not done

Information [Type= discrete] [Format=character] [Missing=*]

Statistics [NW/ W] [Valid=352 /-] [Invalid=0 /-]

Value	Label	Cases	Percentage
CLOSED OVER THE WEEKEND		11	3.1%
COMPLETED VISIT 1		11	3.1%
COMPLETED VISIT 1		11	3.1%
Done complete visit 1		11	3.1%
FACILITY USED IS HOSPITAL		11	3.1%
Health Centre demolished for renovation		11	3.1%
Hospital		11	3.1%
Hospital level		11	3.1%
NO ELIGIBLE STAFF AT HEALTH CENTRE		11	3.1%
On Holiday		11	3.1%
Refferal Hospital		11	3.1%
SHARED WITH CLUSTER		11	3.1%
Shared with cluster 1171100312		11	3.1%
THE COMMUNITY USE A PRIVATE HOSPITAL- KINYARA S.W HOSPITAL		11	3.1%
THE COMMUNITY USE MASINDI HOSPITAL		11	3.1%
THE COMMUNITY USES THE HOSPITAL		11	3.1%
THE INCHARGE WAS NOT AROUND AND OTHER STAFF COULD NOT HELP		11	3.1%

File : CSEC6D

Reason_Comm_Org_Not_Done: Reason Community Organisations not done

Value	Label	Cases	Percentage
THEY USE NSAMBYA HOSPITAL		11	3.1%
The community members access their treatment from Naguru Hospital		11	3.1%
The community uses the Hospital-Rubaga Hospital		11	3.1%
WEEKEND AND BAD WEATHER - NO STAFF		11	3.1%
WEEKEND NO ELIGIBLE STAFF		11	3.1%
community uses BUTABIKA HOSPITAL		11	3.1%
completed during first visit		11	3.1%
health centre demolished for renovation		11	3.1%
hospital		11	3.1%
no health centre at the island		11	3.1%
the community go to kagadi hospital		11	3.1%
the community use the hospital		11	3.1%
the community uses the Hospital		11	3.1%
the community uses the hospital		11	3.1%
they uses mulago hospital - very near		11	3.1%

Warning: these figures indicate the number of cases found in the data file. They cannot be interpreted as summary statistics of the population of interest.

File : CSEC6E

District_Name: District name

Information [Type= discrete] [Format=numeric] [Range= 101-426] [Missing=*]

Statistics [NW/ W] [Valid=1550 /-] [Invalid=0 /-]

Value	Label	Cases	Percentage
101		5	0.3%
102		150	9.7%
103		5	0.3%
104		20	1.3%
105		5	0.3%
106		15	1.0%
107		25	1.6%
108		20	1.3%
110		35	2.3%
111		15	1.0%
112		20	1.3%
113		60	3.9%
115		30	1.9%
116		5	0.3%
117		20	1.3%
118		5	0.3%
119		5	0.3%
120		5	0.3%
122		15	1.0%
123		5	0.3%
124		25	1.6%
201		20	1.3%
203		20	1.3%
204		30	1.9%
205		5	0.3%
207		5	0.3%
208		20	1.3%
209		10	0.6%
210		10	0.6%
211		15	1.0%
212		25	1.6%
214		45	2.9%
215		15	1.0%
216		10	0.6%
218		10	0.6%
219		15	1.0%
221		10	0.6%
222		5	0.3%
223		35	2.3%
224		5	0.3%
225		10	0.6%

File : CSEC6E

District_Name: District name

Value	Label	Cases	Percentage
226		20	<div></div> 1.3%
228		5	<div></div> 0.3%
230		5	<div></div> 0.3%
232		10	<div></div> 0.6%
302		30	<div></div> 1.9%
303		45	<div></div> 2.9%
304		20	<div></div> 1.3%
305		5	<div></div> 0.3%
306		20	<div></div> 1.3%
307		15	<div></div> 1.0%
308		5	<div></div> 0.3%
309		15	<div></div> 1.0%
310		20	<div></div> 1.3%
311		15	<div></div> 1.0%
312		5	<div></div> 0.3%
313		10	<div></div> 0.6%
314		5	<div></div> 0.3%
317		15	<div></div> 1.0%
318		20	<div></div> 1.3%
319		15	<div></div> 1.0%
320		10	<div></div> 0.6%
321		20	<div></div> 1.3%
322		10	<div></div> 0.6%
323		20	<div></div> 1.3%
325		20	<div></div> 1.3%
327		5	<div></div> 0.3%
329		5	<div></div> 0.3%
330		15	<div></div> 1.0%
402		10	<div></div> 0.6%
403		25	<div></div> 1.6%
404		15	<div></div> 1.0%
405		25	<div></div> 1.6%
406		25	<div></div> 1.6%
407		20	<div></div> 1.3%
408		15	<div></div> 1.0%
409		15	<div></div> 1.0%
410		30	<div></div> 1.9%
411		30	<div></div> 1.9%
412		15	<div></div> 1.0%
414		5	<div></div> 0.3%
415		20	<div></div> 1.3%
417		30	<div></div> 1.9%
418		20	<div></div> 1.3%

File : CSEC6E

District_Name: District name

Value	Label	Cases	Percentage
419		5	0.3%
420		10	0.6%
421		5	0.3%
422		5	0.3%
423		5	0.3%
426		5	0.3%

Warning: these figures indicate the number of cases found in the data file. They cannot be interpreted as summary statistics of the population of interest.

SubCounty: Sub-county/division/town council

Information	[Type= discrete] [Format=numeric] [Range= 101204-426104] [Missing=*]
Statistics [NW/ W]	[Valid=1550 /-] [Invalid=0 /-]

Value	Label	Cases	Percentage
101204		5	0.3%
102101		10	0.6%
102102		20	1.3%
102103		50	3.2%
102104		30	1.9%
102105		40	2.6%
103105		5	0.3%
104102		5	0.3%
104104		5	0.3%
104105		5	0.3%
104208		5	0.3%
105105		5	0.3%
106101		10	0.6%
106106		5	0.3%
107105		10	0.6%
107202		5	0.3%
107302		5	0.3%
107305		5	0.3%
108106		5	0.3%
108301		10	0.6%
108305		5	0.3%
110105		5	0.3%
110203		5	0.3%
110204		5	0.3%
110206		5	0.3%
110207		5	0.3%
110305		5	0.3%
110306		5	0.3%
111102		5	0.3%
111202		10	0.6%
112102		5	0.3%
112104		5	0.3%

File : CSEC6E

SubCounty: Sub-county/division/town council

Value	Label	Cases	Percentage
112203		5	<div></div> 0.3%
112204		5	<div></div> 0.3%
113105		10	<div></div> 0.6%
113111		5	<div></div> 0.3%
113112		5	<div></div> 0.3%
113113		10	<div></div> 0.6%
113303		15	<div></div> 1.0%
113304		5	<div></div> 0.3%
113306		5	<div></div> 0.3%
113307		5	<div></div> 0.3%
115103		5	<div></div> 0.3%
115104		5	<div></div> 0.3%
115202		5	<div></div> 0.3%
115203		5	<div></div> 0.3%
115205		5	<div></div> 0.3%
115207		5	<div></div> 0.3%
116102		5	<div></div> 0.3%
117103		5	<div></div> 0.3%
117104		5	<div></div> 0.3%
117110		10	<div></div> 0.6%
118101		5	<div></div> 0.3%
119103		5	<div></div> 0.3%
120105		5	<div></div> 0.3%
122102		5	<div></div> 0.3%
122105		5	<div></div> 0.3%
122106		5	<div></div> 0.3%
123108		5	<div></div> 0.3%
124101		5	<div></div> 0.3%
124103		5	<div></div> 0.3%
124104		5	<div></div> 0.3%
124107		5	<div></div> 0.3%
124108		5	<div></div> 0.3%
201106		15	<div></div> 1.0%
201110		5	<div></div> 0.3%
203202		5	<div></div> 0.3%
203301		10	<div></div> 0.6%
203303		5	<div></div> 0.3%
204101		5	<div></div> 0.3%
204102		5	<div></div> 0.3%
204203		5	<div></div> 0.3%
204301		10	<div></div> 0.6%
204302		5	<div></div> 0.3%
205104		5	<div></div> 0.3%

File : CSEC6E

SubCounty: Sub-county/division/town council

Value	Label	Cases	Percentage
207103		5	0.3%
208102		10	0.6%
208104		5	0.3%
208107		5	0.3%
209201		10	0.6%
210205		10	0.6%
211101		5	0.3%
211103		5	0.3%
211106		5	0.3%
212104		5	0.3%
212105		5	0.3%
212202		5	0.3%
212305		5	0.3%
212311		5	0.3%
214101		10	0.6%
214102		5	0.3%
214108		5	0.3%
214113		25	1.6%
215109		5	0.3%
215115		5	0.3%
215120		5	0.3%
216202		10	0.6%
218103		5	0.3%
218115		5	0.3%
219103		15	1.0%
221109		10	0.6%
222106		5	0.3%
223108		5	0.3%
223120		5	0.3%
223121		15	1.0%
223126		5	0.3%
223128		5	0.3%
224105		5	0.3%
225103		5	0.3%
225111		5	0.3%
226101		5	0.3%
226103		10	0.6%
226104		5	0.3%
228102		5	0.3%
230107		5	0.3%
232101		5	0.3%
232203		5	0.3%
302101		5	0.3%

File : CSEC6E

SubCounty: Sub-county/division/town council

Value	Label	Cases	Percentage
302201		10	0.6%
302203		5	0.3%
302204		5	0.3%
302205		5	0.3%
303201		5	0.3%
303202		5	0.3%
303204		5	0.3%
303402		5	0.3%
303404		10	0.6%
303405		5	0.3%
303503		5	0.3%
303504		5	0.3%
304102		5	0.3%
304204		10	0.6%
304301		5	0.3%
305102		5	0.3%
306102		5	0.3%
306103		10	0.6%
306106		5	0.3%
307108		10	0.6%
307202		5	0.3%
308102		5	0.3%
309102		5	0.3%
309103		5	0.3%
309204		5	0.3%
310102		5	0.3%
310206		10	0.6%
310207		5	0.3%
311103		10	0.6%
311302		5	0.3%
312105		5	0.3%
313102		5	0.3%
313104		5	0.3%
314103		5	0.3%
317101		5	0.3%
317102		5	0.3%
317106		5	0.3%
318103		10	0.6%
318107		5	0.3%
318114		5	0.3%
319103		5	0.3%
319105		5	0.3%
319107		5	0.3%

File : CSEC6E

SubCounty: Sub-county/division/town council

Value	Label	Cases	Percentage
320103		5	<div></div> 0.3%
320108		5	<div></div> 0.3%
321103		5	<div></div> 0.3%
321105		5	<div></div> 0.3%
321106		5	<div></div> 0.3%
321107		5	<div></div> 0.3%
322108		5	<div></div> 0.3%
322111		5	<div></div> 0.3%
323104		5	<div></div> 0.3%
323106		5	<div></div> 0.3%
323107		5	<div></div> 0.3%
323108		5	<div></div> 0.3%
325101		5	<div></div> 0.3%
325103		15	<div></div> 1.0%
327103		5	<div></div> 0.3%
329106		5	<div></div> 0.3%
330107		10	<div></div> 0.6%
330110		5	<div></div> 0.3%
402207		5	<div></div> 0.3%
402208		5	<div></div> 0.3%
403101		5	<div></div> 0.3%
403105		5	<div></div> 0.3%
403201		5	<div></div> 0.3%
403205		5	<div></div> 0.3%
403301		5	<div></div> 0.3%
404102		5	<div></div> 0.3%
404207		5	<div></div> 0.3%
404403		5	<div></div> 0.3%
405104		5	<div></div> 0.3%
405208		5	<div></div> 0.3%
405211		5	<div></div> 0.3%
405301		5	<div></div> 0.3%
405302		5	<div></div> 0.3%
406108		5	<div></div> 0.3%
406201		5	<div></div> 0.3%
406210		5	<div></div> 0.3%
406212		5	<div></div> 0.3%
406303		5	<div></div> 0.3%
407202		5	<div></div> 0.3%
407205		5	<div></div> 0.3%
407303		5	<div></div> 0.3%
407306		5	<div></div> 0.3%
408102		5	<div></div> 0.3%

File : CSEC6E

SubCounty: Sub-county/division/town council

Value	Label	Cases	Percentage
408112		5	<div></div> 0.3%
408113		5	<div></div> 0.3%
409101		5	<div></div> 0.3%
409203		5	<div></div> 0.3%
409301		5	<div></div> 0.3%
410102		5	<div></div> 0.3%
410105		5	<div></div> 0.3%
410201		15	<div></div> 1.0%
410303		5	<div></div> 0.3%
411103		5	<div></div> 0.3%
411203		5	<div></div> 0.3%
411302		5	<div></div> 0.3%
411304		5	<div></div> 0.3%
411402		5	<div></div> 0.3%
411403		5	<div></div> 0.3%
412103		5	<div></div> 0.3%
412201		5	<div></div> 0.3%
412203		5	<div></div> 0.3%
414116		5	<div></div> 0.3%
415105		5	<div></div> 0.3%
415106		5	<div></div> 0.3%
415110		5	<div></div> 0.3%
415114		5	<div></div> 0.3%
417101		5	<div></div> 0.3%
417102		5	<div></div> 0.3%
417104		5	<div></div> 0.3%
417105		5	<div></div> 0.3%
417110		5	<div></div> 0.3%
417114		5	<div></div> 0.3%
418104		5	<div></div> 0.3%
418201		5	<div></div> 0.3%
418202		5	<div></div> 0.3%
418209		5	<div></div> 0.3%
419204		5	<div></div> 0.3%
420107		5	<div></div> 0.3%
420108		5	<div></div> 0.3%
421108		5	<div></div> 0.3%
422102		5	<div></div> 0.3%
423109		5	<div></div> 0.3%
426104		5	<div></div> 0.3%

Warning: these figures indicate the number of cases found in the data file. They cannot be interpreted as summary statistics of the population of interest.

Parish: Parish/ward

Information [Type= discrete] [Format=numeric] [Range= 10120402-42610402] [Missing=*]

File : CSEC6E

Parish: Parish/ward

Statistics [NW/ W] [Valid=1550 /-] [Invalid=0 /-]

Value	Label	Cases	Percentage
10120402		5	0.3%
10210104		5	0.3%
10210108		5	0.3%
10210202		5	0.3%
10210205		5	0.3%
10210206		5	0.3%
10210208		5	0.3%
10210301		5	0.3%
10210302		5	0.3%
10210304		5	0.3%
10210305		10	0.6%
10210306		5	0.3%
10210308		5	0.3%
10210309		10	0.6%
10210312		5	0.3%
10210401		5	0.3%
10210402		5	0.3%
10210410		5	0.3%
10210411		5	0.3%
10210417		5	0.3%
10210419		5	0.3%
10210501		5	0.3%
10210503		5	0.3%
10210504		10	0.6%
10210510		5	0.3%
10210513		5	0.3%
10210515		5	0.3%
10210518		5	0.3%
10310505		5	0.3%
10410204		5	0.3%
10410403		5	0.3%
10410504		5	0.3%
10420804		5	0.3%
10510502		5	0.3%
10610101		5	0.3%
10610109		5	0.3%
10610606		5	0.3%
10710503		5	0.3%
10710505		5	0.3%
10720206		5	0.3%
10730203		5	0.3%
10730507		5	0.3%

File : CSEC6E

Parish: Parish/ward

Value	Label	Cases	Percentage
10810603		5	0.3%
10830101		5	0.3%
10830105		5	0.3%
10830502		5	0.3%
11010501		5	0.3%
11020306		5	0.3%
11020401		5	0.3%
11020603		5	0.3%
11020704		5	0.3%
11030501		5	0.3%
11030601		5	0.3%
11110201		5	0.3%
11120204		5	0.3%
11120206		5	0.3%
11210203		5	0.3%
11210402		5	0.3%
11220301		5	0.3%
11220403		5	0.3%
11310504		5	0.3%
11310505		5	0.3%
11311102		5	0.3%
11311203		5	0.3%
11311302		5	0.3%
11311306		5	0.3%
11330301		10	0.6%
11330305		5	0.3%
11330403		5	0.3%
11330606		5	0.3%
11330701		5	0.3%
11510302		5	0.3%
11510403		5	0.3%
11520209		5	0.3%
11520307		5	0.3%
11520504		5	0.3%
11520703		5	0.3%
11610205		5	0.3%
11710308		5	0.3%
11710405		5	0.3%
11711003		10	0.6%
11810104		5	0.3%
11910303		5	0.3%
12010502		5	0.3%
12210206		5	0.3%

File : CSEC6E

Parish: Parish/ward

Value	Label	Cases	Percentage
12210502		5	0.3%
12210602		5	0.3%
12310803		5	0.3%
12410106		5	0.3%
12410302		5	0.3%
12410401		5	0.3%
12410701		5	0.3%
12410802		5	0.3%
20110602		15	1.0%
20111009		5	0.3%
20320203		5	0.3%
20330101		10	0.6%
20330304		5	0.3%
20410103		5	0.3%
20410204		5	0.3%
20420301		5	0.3%
20430101		5	0.3%
20430102		5	0.3%
20430205		5	0.3%
20510401		5	0.3%
20710301		5	0.3%
20810214		10	0.6%
20810404		5	0.3%
20810713		5	0.3%
20920101		5	0.3%
20920104		5	0.3%
21020504		10	0.6%
21110105		5	0.3%
21110303		5	0.3%
21110603		5	0.3%
21210403		5	0.3%
21210504		5	0.3%
21220201		5	0.3%
21230502		5	0.3%
21231101		5	0.3%
21410104		5	0.3%
21410106		5	0.3%
21410202		5	0.3%
21410801		5	0.3%
21411301		5	0.3%
21411303		20	1.3%
21510902		5	0.3%
21511502		5	0.3%

File : CSEC6E

Parish: Parish/ward

Value	Label	Cases	Percentage
21512002		5	<div></div> 0.3%
21620203		10	<div></div> 0.6%
21810302		5	<div></div> 0.3%
21811504		5	<div></div> 0.3%
21910313		5	<div></div> 0.3%
21910317		10	<div></div> 0.6%
22110902		5	<div></div> 0.3%
22110905		5	<div></div> 0.3%
22210602		5	<div></div> 0.3%
22310805		5	<div></div> 0.3%
22312002		5	<div></div> 0.3%
22312101		10	<div></div> 0.6%
22312103		5	<div></div> 0.3%
22312601		5	<div></div> 0.3%
22312801		5	<div></div> 0.3%
22410505		5	<div></div> 0.3%
22510304		5	<div></div> 0.3%
22511103		5	<div></div> 0.3%
22610101		5	<div></div> 0.3%
22610302		5	<div></div> 0.3%
22610303		5	<div></div> 0.3%
22610405		5	<div></div> 0.3%
22810203		5	<div></div> 0.3%
23010709		5	<div></div> 0.3%
23210104		5	<div></div> 0.3%
23220304		5	<div></div> 0.3%
30210102		5	<div></div> 0.3%
30220105		5	<div></div> 0.3%
30220107		5	<div></div> 0.3%
30220302		5	<div></div> 0.3%
30220405		5	<div></div> 0.3%
30220505		5	<div></div> 0.3%
30320102		5	<div></div> 0.3%
30320207		5	<div></div> 0.3%
30320405		5	<div></div> 0.3%
30340204		5	<div></div> 0.3%
30340401		5	<div></div> 0.3%
30340403		5	<div></div> 0.3%
30340507		5	<div></div> 0.3%
30350304		5	<div></div> 0.3%
30350402		5	<div></div> 0.3%
30410201		5	<div></div> 0.3%
30420401		5	<div></div> 0.3%

File : CSEC6E

Parish: Parish/ward

Value	Label	Cases	Percentage
30420402		5	0.3%
30430104		5	0.3%
30510208		5	0.3%
30610203		5	0.3%
30610301		10	0.6%
30610601		5	0.3%
30710802		5	0.3%
30710803		5	0.3%
30720203		5	0.3%
30810206		5	0.3%
30910205		5	0.3%
30910305		5	0.3%
30920406		5	0.3%
31010202		5	0.3%
31020603		5	0.3%
31020604		5	0.3%
31020706		5	0.3%
31110302		10	0.6%
31130201		5	0.3%
31210502		5	0.3%
31310205		5	0.3%
31310403		5	0.3%
31410304		5	0.3%
31710101		5	0.3%
31710202		5	0.3%
31710605		5	0.3%
31810302		10	0.6%
31810705		5	0.3%
31811402		5	0.3%
31910303		5	0.3%
31910508		5	0.3%
31910702		5	0.3%
32010303		5	0.3%
32010808		5	0.3%
32110304		5	0.3%
32110505		5	0.3%
32110601		5	0.3%
32110706		5	0.3%
32210802		5	0.3%
32211104		5	0.3%
32310403		5	0.3%
32310604		5	0.3%
32310701		5	0.3%

File : CSEC6E

Parish: Parish/ward

Value	Label	Cases	Percentage
32310802		5	0.3%
32510102		5	0.3%
32510305		5	0.3%
32510306		10	0.6%
32710303		5	0.3%
32910602		5	0.3%
33010701		5	0.3%
33010703		5	0.3%
33011001		5	0.3%
40220705		5	0.3%
40220805		5	0.3%
40310102		5	0.3%
40310505		5	0.3%
40320102		5	0.3%
40320504		5	0.3%
40330104		5	0.3%
40410203		5	0.3%
40420704		5	0.3%
40440303		5	0.3%
40510402		5	0.3%
40520803		5	0.3%
40521103		5	0.3%
40530104		5	0.3%
40530203		5	0.3%
40610804		5	0.3%
40620102		5	0.3%
40621003		5	0.3%
40621201		5	0.3%
40630307		5	0.3%
40720204		5	0.3%
40720501		5	0.3%
40730303		5	0.3%
40730604		5	0.3%
40810201		5	0.3%
40811202		5	0.3%
40811304		5	0.3%
40910104		5	0.3%
40920305		5	0.3%
40930103		5	0.3%
41010204		5	0.3%
41010502		5	0.3%
41020101		15	1.0%
41030306		5	0.3%

File : CSEC6E

Parish: Parish/ward

Value	Label	Cases	Percentage	
41110301		5	<div></div>	0.3%
41120302		5	<div></div>	0.3%
41130202		5	<div></div>	0.3%
41130402		5	<div></div>	0.3%
41140202		5	<div></div>	0.3%
41140303		5	<div></div>	0.3%
41210304		5	<div></div>	0.3%
41220107		5	<div></div>	0.3%
41220304		5	<div></div>	0.3%
41411601		5	<div></div>	0.3%
41510502		5	<div></div>	0.3%
41510608		5	<div></div>	0.3%
41511004		5	<div></div>	0.3%
41511407		5	<div></div>	0.3%
41710101		5	<div></div>	0.3%
41710201		5	<div></div>	0.3%
41710401		5	<div></div>	0.3%
41710501		5	<div></div>	0.3%
41711004		5	<div></div>	0.3%
41711404		5	<div></div>	0.3%
41810403		5	<div></div>	0.3%
41820102		5	<div></div>	0.3%
41820201		5	<div></div>	0.3%
41820907		5	<div></div>	0.3%
41920402		5	<div></div>	0.3%
42010704		5	<div></div>	0.3%
42010803		5	<div></div>	0.3%
42110801		5	<div></div>	0.3%
42210204		5	<div></div>	0.3%
42310905		5	<div></div>	0.3%
42610402		5	<div></div>	0.3%

Warning: these figures indicate the number of cases found in the data file. They cannot be interpreted as summary statistics of the population of interest.

Villagecode: Village code

Information	[Type= discrete] [Format=numeric] [Range= 1012040204-4261040201] [Missing=*]			
Statistics [NW/ W]	[Valid=1550 /-] [Invalid=0 /-]			
Value	Label	Cases	Percentage	
1012040204		5	<div></div>	0.3%
1021010402		5	<div></div>	0.3%
1021010802		5	<div></div>	0.3%
1021020205		5	<div></div>	0.3%
1021020504		5	<div></div>	0.3%
1021020601		5	<div></div>	0.3%
1021020805		5	<div></div>	0.3%

File : CSEC6E

Villagecode: Village code

Value	Label	Cases	Percentage
1021030109		5	0.3%
1021030203		5	0.3%
1021030412		5	0.3%
1021030504		5	0.3%
1021030509		5	0.3%
1021030606		5	0.3%
1021030803		5	0.3%
1021030904		10	0.6%
1021031208		5	0.3%
1021040102		5	0.3%
1021040203		5	0.3%
1021041002		5	0.3%
1021041118		5	0.3%
1021041701		5	0.3%
1021041903		5	0.3%
1021050106		5	0.3%
1021050307		5	0.3%
1021050405		10	0.6%
1021051004		5	0.3%
1021051305		5	0.3%
1021051506		5	0.3%
1021051832		5	0.3%
1031050505		5	0.3%
1041020405		5	0.3%
1041040304		5	0.3%
1041050403		5	0.3%
1042080404		5	0.3%
1051050201		5	0.3%
1061010108		5	0.3%
1061010902		5	0.3%
1061060602		5	0.3%
1071050302		5	0.3%
1071050503		5	0.3%
1072020601		5	0.3%
1073020305		5	0.3%
1073050702		5	0.3%
1081060309		5	0.3%
1083010101		5	0.3%
1083010505		5	0.3%
1083050204		5	0.3%
1101050107		5	0.3%
1102030601		5	0.3%
1102040107		5	0.3%

File : CSEC6E

Villagecode: Village code

Value	Label	Cases	Percentage	
1102060309		5	<div></div>	0.3%
1102070403		5	<div></div>	0.3%
1103050102		5	<div></div>	0.3%
1103060102		5	<div></div>	0.3%
1111020105		5	<div></div>	0.3%
1112020403		5	<div></div>	0.3%
1112020618		5	<div></div>	0.3%
1121020302		5	<div></div>	0.3%
1121040209		5	<div></div>	0.3%
1122030104		5	<div></div>	0.3%
1122040303		5	<div></div>	0.3%
1131050402		5	<div></div>	0.3%
1131050505		5	<div></div>	0.3%
1131110205		5	<div></div>	0.3%
1131120307		5	<div></div>	0.3%
1131130204		5	<div></div>	0.3%
1131130602		5	<div></div>	0.3%
1133030101		5	<div></div>	0.3%
1133030109		5	<div></div>	0.3%
1133030504		5	<div></div>	0.3%
1133040308		5	<div></div>	0.3%
1133060601		5	<div></div>	0.3%
1133070102		5	<div></div>	0.3%
1151030204		5	<div></div>	0.3%
1151040307		5	<div></div>	0.3%
1152020907		5	<div></div>	0.3%
1152030702		5	<div></div>	0.3%
1152050405		5	<div></div>	0.3%
1152070306		5	<div></div>	0.3%
1161020501		5	<div></div>	0.3%
1171030802		5	<div></div>	0.3%
1171040504		5	<div></div>	0.3%
1171100309		5	<div></div>	0.3%
1171100312		5	<div></div>	0.3%
1181010407		5	<div></div>	0.3%
1191030304		5	<div></div>	0.3%
1201050202		5	<div></div>	0.3%
1221020604		5	<div></div>	0.3%
1221050203		5	<div></div>	0.3%
1221060206		5	<div></div>	0.3%
1231080303		5	<div></div>	0.3%
1241010603		5	<div></div>	0.3%
1241030216		5	<div></div>	0.3%

File : CSEC6E

Villagecode: Village code

Value	Label	Cases	Percentage
1241040102		5	0.3%
1241070106		5	0.3%
1241080210		5	0.3%
2011060205		15	1.0%
2011100902		5	0.3%
2032020304		5	0.3%
2033010101		10	0.6%
2033030403		5	0.3%
2041010302		5	0.3%
2041020405		5	0.3%
2042030105		5	0.3%
2043010103		5	0.3%
2043010202		5	0.3%
2043020514		5	0.3%
2051040101		5	0.3%
2071030105		5	0.3%
2081021402		10	0.6%
2081040401		5	0.3%
2081071301		5	0.3%
2092010105		5	0.3%
2092010401		5	0.3%
2102050401		10	0.6%
2111010504		5	0.3%
2111030302		5	0.3%
2111060303		5	0.3%
2121040306		5	0.3%
2121050407		5	0.3%
2122020101		5	0.3%
2123050204		5	0.3%
2123110101		5	0.3%
2141010403		5	0.3%
2141010604		5	0.3%
2141020206		5	0.3%
2141080105		5	0.3%
2141130103		5	0.3%
2141130307		20	1.3%
2151090208		5	0.3%
2151150202		5	0.3%
2151200204		5	0.3%
2162020306		10	0.6%
2181030213		5	0.3%
2181150401		5	0.3%
2191031301		5	0.3%

File : CSEC6E

Villagecode: Village code

Value	Label	Cases	Percentage
2191031702		10	<div></div> 0.6%
2211090203		5	<div></div> 0.3%
2211090505		5	<div></div> 0.3%
2221060201		5	<div></div> 0.3%
2231080506		5	<div></div> 0.3%
2231200204		5	<div></div> 0.3%
2231210104		5	<div></div> 0.3%
2231210105		5	<div></div> 0.3%
2231210302		5	<div></div> 0.3%
2231260115		5	<div></div> 0.3%
2231280102		5	<div></div> 0.3%
2241050511		5	<div></div> 0.3%
2251030415		5	<div></div> 0.3%
2251110322		5	<div></div> 0.3%
2261010102		5	<div></div> 0.3%
2261030205		5	<div></div> 0.3%
2261030301		5	<div></div> 0.3%
2261040510		5	<div></div> 0.3%
2281020304		5	<div></div> 0.3%
2301070905		5	<div></div> 0.3%
2321010406		5	<div></div> 0.3%
2322030405		5	<div></div> 0.3%
3021010215		5	<div></div> 0.3%
3022010508		5	<div></div> 0.3%
3022010708		5	<div></div> 0.3%
3022030205		5	<div></div> 0.3%
3022040505		5	<div></div> 0.3%
3022050502		5	<div></div> 0.3%
3032010205		5	<div></div> 0.3%
3032020706		5	<div></div> 0.3%
3032040506		5	<div></div> 0.3%
3034020408		5	<div></div> 0.3%
3034040102		5	<div></div> 0.3%
3034040304		5	<div></div> 0.3%
3034050711		5	<div></div> 0.3%
3035030411		5	<div></div> 0.3%
3035040205		5	<div></div> 0.3%
3041020101		5	<div></div> 0.3%
3042040105		5	<div></div> 0.3%
3042040201		5	<div></div> 0.3%
3043010404		5	<div></div> 0.3%
3051020803		5	<div></div> 0.3%
3061020306		5	<div></div> 0.3%

File : CSEC6E

Villagecode: Village code

Value	Label	Cases	Percentage
3061030101		10	<div></div> 0.6%
3061060103		5	<div></div> 0.3%
3071080206		5	<div></div> 0.3%
3071080301		5	<div></div> 0.3%
3072020302		5	<div></div> 0.3%
3081020606		5	<div></div> 0.3%
3091020502		5	<div></div> 0.3%
3091030501		5	<div></div> 0.3%
3092040606		5	<div></div> 0.3%
3101020203		5	<div></div> 0.3%
3102060309		5	<div></div> 0.3%
3102060408		5	<div></div> 0.3%
3102070603		5	<div></div> 0.3%
3111030202		10	<div></div> 0.6%
3113020101		5	<div></div> 0.3%
3121050202		5	<div></div> 0.3%
3131020505		5	<div></div> 0.3%
3131040312		5	<div></div> 0.3%
3141030403		5	<div></div> 0.3%
3171010102		5	<div></div> 0.3%
3171020201		5	<div></div> 0.3%
3171060512		5	<div></div> 0.3%
3181030204		10	<div></div> 0.6%
3181070501		5	<div></div> 0.3%
3181140207		5	<div></div> 0.3%
3191030304		5	<div></div> 0.3%
3191050803		5	<div></div> 0.3%
3191070202		5	<div></div> 0.3%
3201030323		5	<div></div> 0.3%
3201080801		5	<div></div> 0.3%
3211030405		5	<div></div> 0.3%
3211050502		5	<div></div> 0.3%
3211060105		5	<div></div> 0.3%
3211070617		5	<div></div> 0.3%
3221080206		5	<div></div> 0.3%
3221110412		5	<div></div> 0.3%
3231040301		5	<div></div> 0.3%
3231060409		5	<div></div> 0.3%
3231070104		5	<div></div> 0.3%
3231080204		5	<div></div> 0.3%
3251010205		5	<div></div> 0.3%
3251030508		5	<div></div> 0.3%
3251030601		5	<div></div> 0.3%

File : CSEC6E

Villagecode: Village code

Value	Label	Cases	Percentage	
3251030602		5	<div></div>	0.3%
3271030305		5	<div></div>	0.3%
3291060206		5	<div></div>	0.3%
3301070101		5	<div></div>	0.3%
3301070303		5	<div></div>	0.3%
3301100102		5	<div></div>	0.3%
4022070507		5	<div></div>	0.3%
4022080505		5	<div></div>	0.3%
4031010202		5	<div></div>	0.3%
4031050502		5	<div></div>	0.3%
4032010205		5	<div></div>	0.3%
4032050403		5	<div></div>	0.3%
4033010412		5	<div></div>	0.3%
4041020302		5	<div></div>	0.3%
4042070409		5	<div></div>	0.3%
4044030303		5	<div></div>	0.3%
4051040205		5	<div></div>	0.3%
4052080304		5	<div></div>	0.3%
4052110310		5	<div></div>	0.3%
4053010409		5	<div></div>	0.3%
4053020304		5	<div></div>	0.3%
4061080401		5	<div></div>	0.3%
4062010203		5	<div></div>	0.3%
4062100306		5	<div></div>	0.3%
4062120102		5	<div></div>	0.3%
4063030706		5	<div></div>	0.3%
4072020402		5	<div></div>	0.3%
4072050104		5	<div></div>	0.3%
4073030305		5	<div></div>	0.3%
4073060419		5	<div></div>	0.3%
4081020104		5	<div></div>	0.3%
4081120206		5	<div></div>	0.3%
4081130406		5	<div></div>	0.3%
4091010401		5	<div></div>	0.3%
4092030509		5	<div></div>	0.3%
4093010304		5	<div></div>	0.3%
4101020405		5	<div></div>	0.3%
4101050204		5	<div></div>	0.3%
4102010106		5	<div></div>	0.3%
4102010107		10	<div></div>	0.6%
4103030601		5	<div></div>	0.3%
4111030105		5	<div></div>	0.3%
4112030202		5	<div></div>	0.3%

File : CSEC6E

Villagecode: Village code

Value	Label	Cases	Percentage	
4113020204		5	<div></div>	0.3%
4113040203		5	<div></div>	0.3%
4114020204		5	<div></div>	0.3%
4114030308		5	<div></div>	0.3%
4121030414		5	<div></div>	0.3%
4122010704		5	<div></div>	0.3%
4122030405		5	<div></div>	0.3%
4141160106		5	<div></div>	0.3%
4151050204		5	<div></div>	0.3%
4151060812		5	<div></div>	0.3%
4151100404		5	<div></div>	0.3%
4151140703		5	<div></div>	0.3%
4171010109		5	<div></div>	0.3%
4171020103		5	<div></div>	0.3%
4171040107		5	<div></div>	0.3%
4171050107		5	<div></div>	0.3%
4171100404		5	<div></div>	0.3%
4171140402		5	<div></div>	0.3%
4181040301		5	<div></div>	0.3%
4182010203		5	<div></div>	0.3%
4182020104		5	<div></div>	0.3%
4182090702		5	<div></div>	0.3%
4192040205		5	<div></div>	0.3%
4201070403		5	<div></div>	0.3%
4201080309		5	<div></div>	0.3%
4211080107		5	<div></div>	0.3%
4221020401		5	<div></div>	0.3%
4231090509		5	<div></div>	0.3%
4261040201		5	<div></div>	0.3%

Warning: these figures indicate the number of cases found in the data file. They cannot be interpreted as summary statistics of the population of interest.

Communal_Resource_ID: CFCommunityResource

Information		[Type= discrete] [Format=numeric] [Range= 101-105] [Missing=*]		
Statistics [NW/ W]		[Valid=1550 /-] [Invalid=0 /-]		
Value	Label	Cases	Percentage	
101	Crop Land	310		20.0%
102	Forest	310		20.0%
103	Pasture	310		20.0%
104	Water Body: Specify	310		20.0%
105	Other (specify)	310		20.0%

Warning: these figures indicate the number of cases found in the data file. They cannot be interpreted as summary statistics of the population of interest.



C6EQ1: Does the community own any communal [resources]?

Information	[Type= discrete] [Format=numeric] [Range= 1-2] [Missing=*]
-------------	--

File : CSEC6E

C6EQ1: Does the community own any communal [resources]?

Statistics [NW/ W] [Valid=1515 /-] [Invalid=35 /-]














Value	Label	Cases	Percentage
1	Yes	123	 8.1%
2	No	1392	 91.9%
Sysmiss		35	

Warning: these figures indicate the number of cases found in the data file. They cannot be interpreted as summary statistics of the population of interest.

Other_C6EQ1: Other communal resource

Information [Type= discrete] [Format=character] [Missing=*]

Statistics [NW/ W] [Valid=14 /-] [Invalid=0 /-]



Value	Label	Cases	Percentage
Dam		1	 7.1%
Function item hiring		1	 7.1%
Household Utencils		1	 7.1%
Household Utencils		1	 7.1%
Household items (Utencils)		1	 7.1%
Household utencils		2	 14.3%
Livestock project		1	 7.1%
Plot of land		1	 7.1%
Primary School		1	 7.1%
ROCK		1	 7.1%
Rental of tents and saucepans		1	 7.1%
Tents and chair rentals		1	 7.1%
grazing land		1	 7.1%

Warning: these figures indicate the number of cases found in the data file. They cannot be interpreted as summary statistics of the population of interest.

C6EQ2: Is the community able to determine independently the rules of access and use of

Information [Type= discrete] [Format=numeric] [Range= 1-2] [Missing=*]

Statistics [NW/ W] [Valid=123 /-] [Invalid=1427 /-]

Value	Label	Cases	Percentage
1	Yes	103	 83.7%
2	No	20	 16.3%
Sysmiss		1427	

Warning: these figures indicate the number of cases found in the data file. They cannot be interpreted as summary statistics of the population of interest.

C6EQ3: Is the communal [RESOURCE] recognized by the district council?

Information [Type= discrete] [Format=numeric] [Range= 1-2] [Missing=*]

Statistics [NW/ W] [Valid=123 /-] [Invalid=1427 /-]

File : CSEC6E

C6EQ3: Is the communal [RESOURCE] recognized by the district council?

Value	Label	Cases	Percentage
1	Yes	98	<div><div></div></div> 79.7%
2	No	25	<div><div></div></div> 20.3%
Sysmiss		1427	

Warning: these figures indicate the number of cases found in the data file. They cannot be interpreted as summary statistics of the population of interest.

C6EQ4: Is the communal [RESOURCE] challenged or disputed by neighbouring villages or es

Information	[Type= discrete] [Format=numeric] [Range= 1-2] [Missing=*]
Statistics [NW/ W]	[Valid=123 /-] [Invalid=1427 /-]

Value	Label	Cases	Percentage
1	Yes	17	<div><div></div></div> 13.8%
2	No	106	<div><div></div></div> 86.2%
Sysmiss		1427	

Warning: these figures indicate the number of cases found in the data file. They cannot be interpreted as summary statistics of the population of interest.

C6EQ5: Is the communal [RESOURCE] sometimes used by outsiders or neighbouring villager

Information	[Type= discrete] [Format=numeric] [Range= 1-2] [Missing=*]
Statistics [NW/ W]	[Valid=123 /-] [Invalid=1427 /-]

Value	Label	Cases	Percentage
1	Yes	93	<div><div></div></div> 75.6%
2	No	30	<div><div></div></div> 24.4%
Sysmiss		1427	

Warning: these figures indicate the number of cases found in the data file. They cannot be interpreted as summary statistics of the population of interest.

C6EQ6: Does the community have any specific exclusion mechanism targeted at keeping out

Information	[Type= discrete] [Format=numeric] [Range= 1-2] [Missing=*]
Statistics [NW/ W]	[Valid=123 /-] [Invalid=1427 /-]

Value	Label	Cases	Percentage
1	Yes	15	<div><div></div></div> 12.2%
2	No	108	<div><div></div></div> 87.8%
Sysmiss		1427	

Warning: these figures indicate the number of cases found in the data file. They cannot be interpreted as summary statistics of the population of interest.

C6EQ7A: How does the community manage to exclude outsiders from using communal [RESOURCE]

Information	[Type= discrete] [Format=numeric] [Range= 1-96] [Missing=*]
Statistics [NW/ W]	[Valid=15 /-] [Invalid=1535 /-]

Value	Label	Cases	Percentage
1	Use guards	2	<div><div></div></div> 13.3%
2	Use the threat of fine	10	<div><div></div></div> 66.7%
3	Religious sanctions	0	
4	Physical punishment	0	
96	Other (specify)	3	<div><div></div></div> 20.0%
Sysmiss		1535	

Warning: these figures indicate the number of cases found in the data file. They cannot be interpreted as summary statistics of the population of interest.

File : CSEC6E

C6EQ7B: How does the community manage to exclude outsiders from using communal [RESOURCE

Information [Type= discrete] [Format=numeric] [Range= 1-96] [Missing=*]

Statistics [NW/ W] [Valid=14 /-] [Invalid=1536 /-]

Value	Label	Cases	Percentage
1	Use guards	4	28.6%
2	Use the threat of fine	5	35.7%
3	Religious sanctions	0	
4	Physical punishment	1	7.1%
96	Other (specify)	4	28.6%
Sysmiss		1536	

Warning: these figures indicate the number of cases found in the data file. They cannot be interpreted as summary statistics of the population of interest.

C6EQ7C: How does the community manage to exclude outsiders from using communal [RESOURCE

Information [Type= discrete] [Format=numeric] [Range= 1-96] [Missing=*]

Statistics [NW/ W] [Valid=12 /-] [Invalid=1538 /-]

Value	Label	Cases	Percentage
1	Use guards	2	16.7%
2	Use the threat of fine	3	25.0%
3	Religious sanctions	0	
4	Physical punishment	2	16.7%
96	Other (specify)	5	41.7%
Sysmiss		1538	

Warning: these figures indicate the number of cases found in the data file. They cannot be interpreted as summary statistics of the population of interest.

C6EQ8A: What forms of restriction does the community place on its members regarding acce

Information [Type= discrete] [Format=numeric] [Range= 1-96] [Missing=*]

Statistics [NW/ W] [Valid=123 /-] [Invalid=1427 /-]

Value	Label	Cases	Percentage
1	Time restrictions	13	10.6%
2	Limitation on number of users at a given time	6	4.9%
3	Rotation among groups of families	1	0.8%
4	No restrictions	82	66.7%
96	Other (specify)	21	17.1%
Sysmiss		1427	

Warning: these figures indicate the number of cases found in the data file. They cannot be interpreted as summary statistics of the population of interest.

C6EQ8B: What forms of restriction does the community place on its members regarding acce

Information [Type= discrete] [Format=numeric] [Range= 1-96] [Missing=*]

Statistics [NW/ W] [Valid=41 /-] [Invalid=1509 /-]

Value	Label	Cases	Percentage
1	Time restrictions	5	12.2%
2	Limitation on number of users at a given time	2	4.9%
3	Rotation among groups of families	1	2.4%
4	No restrictions	5	12.2%
96	Other (specify)	28	68.3%
Sysmiss		1509	

File : CSEC6E

C6EQ8B: What forms of restriction does the community place on its members regarding acce

Warning: these figures indicate the number of cases found in the data file. They cannot be interpreted as summary statistics of the population of interest.

C6EQ8C: What forms of restriction does the community place on its members regarding acce

Information [Type= discrete] [Format=numeric] [Range= 1-96] [Missing=*]

Statistics [NW/ W] [Valid=37 /-] [Invalid=1513 /-]

Value	Label	Cases	Percentage
1	Time restrictions	4	10.8%
2	Limitation on number of users at a given time	2	5.4%
3	Rotation among groups of families	0	
4	No restrictions	7	18.9%
96	Other (specify)	24	64.9%
Sysmiss		1513	

Warning: these figures indicate the number of cases found in the data file. They cannot be interpreted as summary statistics of the population of interest.

C6EQ9A: How does community ensure among its members compliance with use rules for commun

Information [Type= discrete] [Format=numeric] [Range= 1-96] [Missing=*]

Statistics [NW/ W] [Valid=123 /-] [Invalid=1427 /-]

Value	Label	Cases	Percentage
1	Fine	60	48.8%
2	Confiscation of tools/products	7	5.7%
3	Taking away use rights	6	4.9%
4	Religious sanctions	0	
5	Social sanctions	1	0.8%
6	Physical punishment	9	7.3%
7	Discrimination at future handouts	0	
8	Do nothing	32	26.0%
96	Other (specify)	8	6.5%
Sysmiss		1427	

Warning: these figures indicate the number of cases found in the data file. They cannot be interpreted as summary statistics of the population of interest.

C6EQ9B: How does community ensure among its members compliance with use rules for commun

Information [Type= discrete] [Format=numeric] [Range= 1-96] [Missing=*]

Statistics [NW/ W] [Valid=123 /-] [Invalid=1427 /-]

Value	Label	Cases	Percentage
1	Fine	13	10.6%
2	Confiscation of tools/products	6	4.9%
3	Taking away use rights	4	3.3%
4	Religious sanctions	0	
5	Social sanctions	3	2.4%
6	Physical punishment	4	3.3%
7	Discrimination at future handouts	0	
8	Do nothing	55	44.7%
96	Other (specify)	38	30.9%
Sysmiss		1427	

Warning: these figures indicate the number of cases found in the data file. They cannot be interpreted as summary statistics of the population of interest.

File : CSEC6E

C6EQ9C: How does community ensure among its members compliance with use rules for commun

Information [Type= discrete] [Format=numeric] [Range= 1-96] [Missing=*]

Statistics [NW/ W] [Valid=123 /-] [Invalid=1427 /-]

Value	Label	Cases	Percentage
1	Fine	6	4.9%
2	Confiscation of tools/products	2	1.6%
3	Taking away use rights	2	1.6%
4	Religious sanctions	0	
5	Social sanctions	0	
6	Physical punishment	4	3.3%
7	Discrimination at future handouts	0	
8	Do nothing	68	55.3%
96	Other (specify)	41	33.3%
Sysmiss		1427	

Warning: these figures indicate the number of cases found in the data file. They cannot be interpreted as summary statistics of the population of interest.

C6EQ10: In general, how effective are community policies to ensure compliance concerning

Information [Type= discrete] [Format=numeric] [Range= 1-3] [Missing=*]

Statistics [NW/ W] [Valid=123 /-] [Invalid=1427 /-]

Value	Label	Cases	Percentage
1	Not effective	30	24.4%
2	Somewhat effective	46	37.4%
3	Fully effective	47	38.2%
Sysmiss		1427	

Warning: these figures indicate the number of cases found in the data file. They cannot be interpreted as summary statistics of the population of interest.

C6EQ11: In the past 5 years, has government taken over any communal [RESOURCE] ?

Information [Type= discrete] [Format=numeric] [Range= 1-2] [Missing=*]

Statistics [NW/ W] [Valid=123 /-] [Invalid=1427 /-]

Value	Label	Cases	Percentage
1	Yes	7	5.7%
2	No	116	94.3%
Sysmiss		1427	

Warning: these figures indicate the number of cases found in the data file. They cannot be interpreted as summary statistics of the population of interest.

C6EQ12: What was the reason for the government takeover?

Information [Type= discrete] [Format=numeric] [Range= 1-96] [Missing=*]

Statistics [NW/ W] [Valid=7 /-] [Invalid=1543 /-]

Value	Label	Cases	Percentage
1	Initiate agricultural scheme	0	
2	Construct public facilities	2	28.6%
3	Convert into forest reserve	1	14.3%
4	Convert into national park land	1	14.3%
5	Convert into wildlife park land	0	
96	Other (specify)	3	42.9%
Sysmiss		1543	

File : CSEC6E			
# C6EQ12: What was the reason for the government takeover?			
<i>Warning: these figures indicate the number of cases found in the data file. They cannot be interpreted as summary statistics of the population of interest.</i>			
# C6EQ13: In the past 5 years, has a neighboring village taken over any communal [RESOURCE]			
Information	[Type= discrete] [Format=numeric] [Range= 1-2] [Missing=*]		
Statistics [NW/ W]	[Valid=123 /-] [Invalid=1427 /-]		
Value	Label	Cases	Percentage
1	Yes	1	0.8%
2	No	122	99.2%
Sysmiss		1427	
<i>Warning: these figures indicate the number of cases found in the data file. They cannot be interpreted as summary statistics of the population of interest.</i>			
# C6EQ14: Did the community lose rights to previously communal [RESOURCE] following a medi			
Information	[Type= discrete] [Format=numeric] [Range= 1-2] [Missing=*]		
Statistics [NW/ W]	[Valid=1 /-] [Invalid=1549 /-]		
Value	Label	Cases	Percentage
1	Yes	1	100.0%
2	No	0	
Sysmiss		1549	
<i>Warning: these figures indicate the number of cases found in the data file. They cannot be interpreted as summary statistics of the population of interest.</i>			
# End_comm_resource: End of communal resource management			
Information	[Type= discrete] [Format=numeric] [Missing=*]		
Statistics [NW/ W]	[Valid=0 /-] [Invalid=1550 /-]		
Value	Label	Cases	Percentage
Sysmiss		1550	
<i>Warning: these figures indicate the number of cases found in the data file. They cannot be interpreted as summary statistics of the population of interest.</i>			
# Survey_Visit: Select visit 1 or 2 for the entire survey			
Information	[Type= discrete] [Format=numeric] [Range= 1-2] [Missing=*]		
Statistics [NW/ W]	[Valid=1550 /-] [Invalid=0 /-]		
Value	Label	Cases	Percentage
1	Visit 1	195	12.6%
2	Visit 2	1355	87.4%
<i>Warning: these figures indicate the number of cases found in the data file. They cannot be interpreted as summary statistics of the population of interest.</i>			
# ComOrg_Response: Community Organisations Response Status			
Information	[Type= discrete] [Format=numeric] [Range= 1-3] [Missing=*]		
Statistics [NW/ W]	[Valid=1280 /-] [Invalid=270 /-]		
Value	Label	Cases	Percentage
1	Completed	970	75.8%
2	Partially Done	145	11.3%
3	Not Done	165	12.9%
Sysmiss		270	
<i>Warning: these figures indicate the number of cases found in the data file. They cannot be interpreted as summary statistics of the population of interest.</i>			
# Reason_Comm_Org_Not_Done: Reason Community Organisations not done			
Information	[Type= discrete] [Format=character] [Missing=*]		

File : CSEC6E

Reason_Comm_Org_Not_Done: Reason Community Organisations not done

Statistics [NW/ W] [Valid=160 /-] [Invalid=0 /-]

Value	Label	Cases	Percentage
CLOSED OVER THE WEEKEND		5	3.1%
COMPLETED VISIT 1		5	3.1%
COMPLETED VISIT 1		5	3.1%
Done complete visit 1		5	3.1%
FACILITY USED IS HOSPITAL		5	3.1%
Health Centre demolished for renovation		5	3.1%
Hospital		5	3.1%
Hospital level		5	3.1%
NO ELIGIBLE STAFF AT HEALTH CENTRE		5	3.1%
On Holiday		5	3.1%
Refferal Hospital		5	3.1%
SHARED WITH CLUSTER		5	3.1%
Shared with cluster 1171100312		5	3.1%
THE COMMUNITY USE A PRIVATE HOSPITAL- KINYARA S.W HOSPITAL		5	3.1%
THE COMMUNITY USE MASINDI HOSPITAL		5	3.1%
THE COMMUNITY USES THE HOSPITAL		5	3.1%
THE INCHARGE WAS NOT AROUND AND OTHER STAFF COULD NOT HELP		5	3.1%
THEY USE NSAMBYA HOSPITAL		5	3.1%

File : CSEC6E

Reason_Comm_Org_Not_Done: Reason Community Organisations not done

Value	Label	Cases	Percentage
The community members access their treatment from Naguru Hospital		5	3.1%
The community uses the Hospital-Rubaga Hospital		5	3.1%
WEEKEND AND BAD WEATHER - NO STAFF		5	3.1%
WEEKEND NO ELIGIBLE STAFF		5	3.1%
community uses BUTABIKA HOSPITAL		5	3.1%
completed during first visit		5	3.1%
health centre demolished for renovation		5	3.1%
hospital		5	3.1%
no health centre at the island		5	3.1%
the community go to kagadi hospital		5	3.1%
the community use the hospital		5	3.1%
the community uses the Hospital		5	3.1%
the community uses the hospital		5	3.1%
they uses mulago hospital - very near		5	3.1%

Warning: these figures indicate the number of cases found in the data file. They cannot be interpreted as summary statistics of the population of interest.

File : pov2013_14

HHID: Household unique identifier

Information [Type= discrete] [Format=character] [Missing=*]

Statistics [NW/ W] [Valid=3118 /-] [Invalid=0 /-]

district_code: District of residence - 2013/14 divisions

Information [Type= discrete] [Format=character] [Missing=*]

Statistics [NW/ W] [Valid=3118 /-] [Invalid=0 /-]

Value	Label	Cases	Percentage
101		3	0.1%
102		209	6.7%
103		20	0.6%
104		34	1.1%
105		15	0.5%
106		30	1.0%
107		40	1.3%
108		38	1.2%
109		1	0.0%
110		68	2.2%
111		28	0.9%
112		37	1.2%
113		106	3.4%
114		5	0.2%
115		55	1.8%
116		11	0.4%
117		68	2.2%
118		11	0.4%
119		10	0.3%
120		7	0.2%
121		1	0.0%
122		28	0.9%
123		7	0.2%
124		65	2.1%
201		32	1.0%
202		11	0.4%
203		33	1.1%
204		65	2.1%
205		35	1.1%
207		15	0.5%
208		41	1.3%
209		13	0.4%
210		21	0.7%
211		38	1.2%
212		46	1.5%
213		1	0.0%
214		56	1.8%

File : pov2013_14

district_code: District of residence - 2013/14 divisions

Value	Label	Cases	Percentage
215		29	0.9%
216		10	0.3%
218		19	0.6%
219		22	0.7%
221		21	0.7%
222		10	0.3%
223		75	2.4%
224		12	0.4%
225		19	0.6%
226		43	1.4%
227		1	0.0%
228		10	0.3%
229		15	0.5%
230		30	1.0%
231		2	0.1%
232		20	0.6%
301		1	0.0%
302		55	1.8%
303		90	2.9%
304		48	1.5%
305		9	0.3%
306		27	0.9%
307		44	1.4%
308		12	0.4%
309		39	1.3%
310		37	1.2%
311		16	0.5%
312		12	0.4%
313		19	0.6%
314		10	0.3%
315		14	0.4%
316		1	0.0%
317		26	0.8%
318		29	0.9%
319		28	0.9%
320		22	0.7%
321		50	1.6%
322		22	0.7%
323		39	1.3%
325		50	1.6%
326		1	0.0%
327		9	0.3%
329		14	0.4%

File : pov2013_14

district_code: District of residence - 2013/14 divisions

Value	Label	Cases	Percentage
330		37	1.2%
402		25	0.8%
403		52	1.7%
404		32	1.0%
405		51	1.6%
406		53	1.7%
407		36	1.2%
408		32	1.0%
409		14	0.4%
410		51	1.6%
411		58	1.9%
412		37	1.2%
413		2	0.1%
414		11	0.4%
415		47	1.5%
417		73	2.3%
418		45	1.4%
419		11	0.4%
420		26	0.8%
421		3	0.1%
422		19	0.6%
423		13	0.4%
424		10	0.3%
426		14	0.4%

Warning: these figures indicate the number of cases found in the data file. They cannot be interpreted as summary statistics of the population of interest.

urban: Rural/urban

Information	[Type= discrete] [Format=numeric] [Range= 0-3] [Missing=*]
Statistics [NW/ W]	[Valid=3118 /-] [Invalid=0 /-]

Value	Label	Cases	Percentage
0		2303	73.9%
1	Urban	815	26.1%
2	Other urban	0	
3	Rural	0	

Warning: these figures indicate the number of cases found in the data file. They cannot be interpreted as summary statistics of the population of interest.

region: Region of Residence in 2010/11

Information	[Type= discrete] [Format=numeric] [Range= 1-4] [Missing=*]
Statistics [NW/ W]	[Valid=3118 /-] [Invalid=0 /-]

Value	Label	Cases	Percentage
1	Central	897	28.8%
2	Eastern	745	23.9%
3	Northern	761	24.4%
4	Western	715	22.9%

File : pov2013_14

region: Region of Residence in 2010/11

Warning: these figures indicate the number of cases found in the data file. They cannot be interpreted as summary statistics of the population of interest.

regurb: RegionxRural/Urban

Information	[Type= continuous] [Format=numeric] [Range= 10-41] [Missing=*]		
Statistics [NW/ W]	[Valid=3118 /-] [Invalid=0 /-]		

rotate: Household rotation status

Information	[Type= discrete] [Format=numeric] [Range= 0-2] [Missing=*]		
Statistics [NW/ W]	[Valid=3118 /-] [Invalid=0 /-]		

Value	Label	Cases	Percentage	
0	rotated in 2013/14	1016		32.6%
1	Covered in wave 2011/12	2102		67.4%
2	split-off in 2013/14	0		

Warning: these figures indicate the number of cases found in the data file. They cannot be interpreted as summary statistics of the population of interest.

HHID_old: Household Identifier link to previous waves(2005/06-2011/2012)

Information	[Type= continuous] [Format=numeric] [Range= 1013000201-3.0108300200205e+15] [Missing=*]		
Statistics [NW/ W]	[Valid=1834 /-] [Invalid=1284 /-]		

equiv: Adult Equivalence Scale Based on Variable hsize

Information	[Type= continuous] [Format=numeric] [Range= 0.773800015449524-17.4814332872629] [Missing=*]		
Statistics [NW/ W]	[Valid=3118 /-] [Invalid=0 /-]		

hsize: Count of Usual Members Present/Absent

Information	[Type= continuous] [Format=numeric] [Range= 1-24] [Missing=*]		
Statistics [NW/ W]	[Valid=3118 /-] [Invalid=0 /-]		

nrrexp30: Monthly household expenditures in nominal prices

Information	[Type= continuous] [Format=numeric] [Range= 37946.31640625-11542258] [Missing=*]		
Statistics [NW/ W]	[Valid=3118 /-] [Invalid=0 /-]		

cpexp30: Monthly household expenditures in 2005/06 constant prices

Information	[Type= continuous] [Format=numeric] [Range= 15373.927734375-4705564] [Missing=*]		
Statistics [NW/ W]	[Valid=3118 /-] [Invalid=0 /-]		

welfare: Welfare based on usual members present

Information	[Type= continuous] [Format=numeric] [Range= 4114.50341796875-4036518] [Missing=*]		
Statistics [NW/ W]	[Valid=3118 /-] [Invalid=0 /-]		

plinen: Poverty line in nominal terms

Information	[Type= continuous] [Format=numeric] [Range= 11463.4453125-11463.4453125] [Missing=*]		
Statistics [NW/ W]	[Valid=3118 /-] [Invalid=0 /-]		

ctpline: Poverty line in 2005/06 constant prices

Information	[Type= continuous] [Format=numeric] [Range= 15188.53515625-17313.681640625] [Missing=*]		
Statistics [NW/ W]	[Valid=3118 /-] [Invalid=0 /-]		

hpline: Food poverty line in 2005/06 constant prices

Information	[Type= continuous] [Format=numeric] [Range= 21257.646484375-21257.646484375] [Missing=*]		
-------------	--	--	--

File : pov2013_14

hpline: Food poverty line in 2005/06 constant prices

Statistics [NW/ W] [Valid=3118 /-] [Invalid=0 /-]

spline: Poverty line in 2005/06 constant prices

Information [Type= continuous] [Format=numeric] [Range= 28165.3984375-32106.240234375] [Missing=*]

Statistics [NW/ W] [Valid=3118 /-] [Invalid=0 /-]

poor_13: 2013/14 Absolute Poverty status

Information [Type= discrete] [Format=numeric] [Range= 0-1] [Missing=*]

Statistics [NW/ W] [Valid=3118 /-] [Invalid=0 /-]

Value	Label	Cases	Percentage
0	Non-poor	2452	78.6%
1	Poor	666	21.4%

Warning: these figures indicate the number of cases found in the data file. They cannot be interpreted as summary statistics of the population of interest.