

FY16 Peru Country Opinion Survey Report

THE WORLD BANK GROUP

Public Opinion Research Group



WORLD BANK GROUP

July 2016



Acknowledgements

The Peru Country Opinion Survey is part of the Country Opinion Survey Program series of the World Bank Group. This report was prepared by the Public Opinion Research Group (PORG) team led by Sharon Felzer (Senior Communications Officer, Head of PORG), Jing Guo, Svetlana Markova, Jessica Cameron, and Calita Woods. Dania Mendoza provided data support. The report was prepared under the overall guidance and supervision of Sumir Lal (Director, ECRGP). PORG acknowledges the significant contribution from the Peru country team and the local fielding agency IPSOS. In particular, PORG is grateful for the support from Sandra Arzubiaga (Communications Officer), who coordinated the survey related activities from Lima, Peru.



Country Opinion Surveys
THE WORLD BANK GROUP



Table of Contents

| | |
|---|----|
| I. Objectives | 3 |
| II. Methodology..... | 3 |
| III. Demographics of the Sample..... | 4 |
| IV. General Issues Facing Peru | 9 |
| V. Overall Attitudes toward the World Bank Group..... | 14 |
| VI. Sectoral Effectiveness..... | 22 |
| VII. How the World Bank Group Operates | 26 |
| VIII. World Bank Group's Knowledge and Instruments | 32 |
| IX. The Future Role of the World Bank Group in Peru | 36 |
| X. Communication and Outreach | 39 |
| XI. Appendices..... | 43 |





I. Objectives

This survey was designed to assist the World Bank Group (WBG) in gaining a better understanding of how stakeholders in Peru perceive the WBG. The survey explored:

- *General Issues Facing Peru*
- *Overall Attitudes toward the World Bank Group*
- *World Bank Group's Effectiveness and Results*
- *The World Bank Group's Knowledge Work and Activities*
- *Working with the World Bank Group*
- *The Future Role of the World Bank Group in Peru*
- *Communication and Information Sharing*
- *Background Information*

II. Methodology

From April 2016 to June 2016, 562 stakeholders of the WBG in Peru were invited to provide their opinions on the WBG's work in the country by participating in a country opinion survey. Participants were drawn from the Office of the President/Prime Minister; office of a minister; office of a parliamentarian; ministries/ministerial departments; Project Management Units (PMUs) overseeing implementation of WBG projects; consultants/contractors working on WBG-supported projects/ programs; local governments; bilateral/multilateral agencies; private sector organizations; private foundations; the financial sector/private banks; non-profit organizations/community based organizations; the media; independent government institutions; trade unions; faith-based groups; youth groups; academia/research institutes/think tanks; the judiciary branch; and other organizations. A total of 209 stakeholders participated in the survey (37% response rate).

Most respondents received and completed the questionnaire online. A few others received and filled out the questionnaire via email. Respondents were asked about: general issues facing Peru; their overall attitudes toward the WBG; the WBG's effectiveness and results; the WBG's knowledge work and activities; working with the WBG; the WBG's future role in Peru; and the WBG's communication and information sharing.

Every country that engages in the Country Opinion Survey must include specific indicator questions that will be aggregated for the World Bank Group's annual Corporate Scorecard. These questions are identified throughout the survey report.

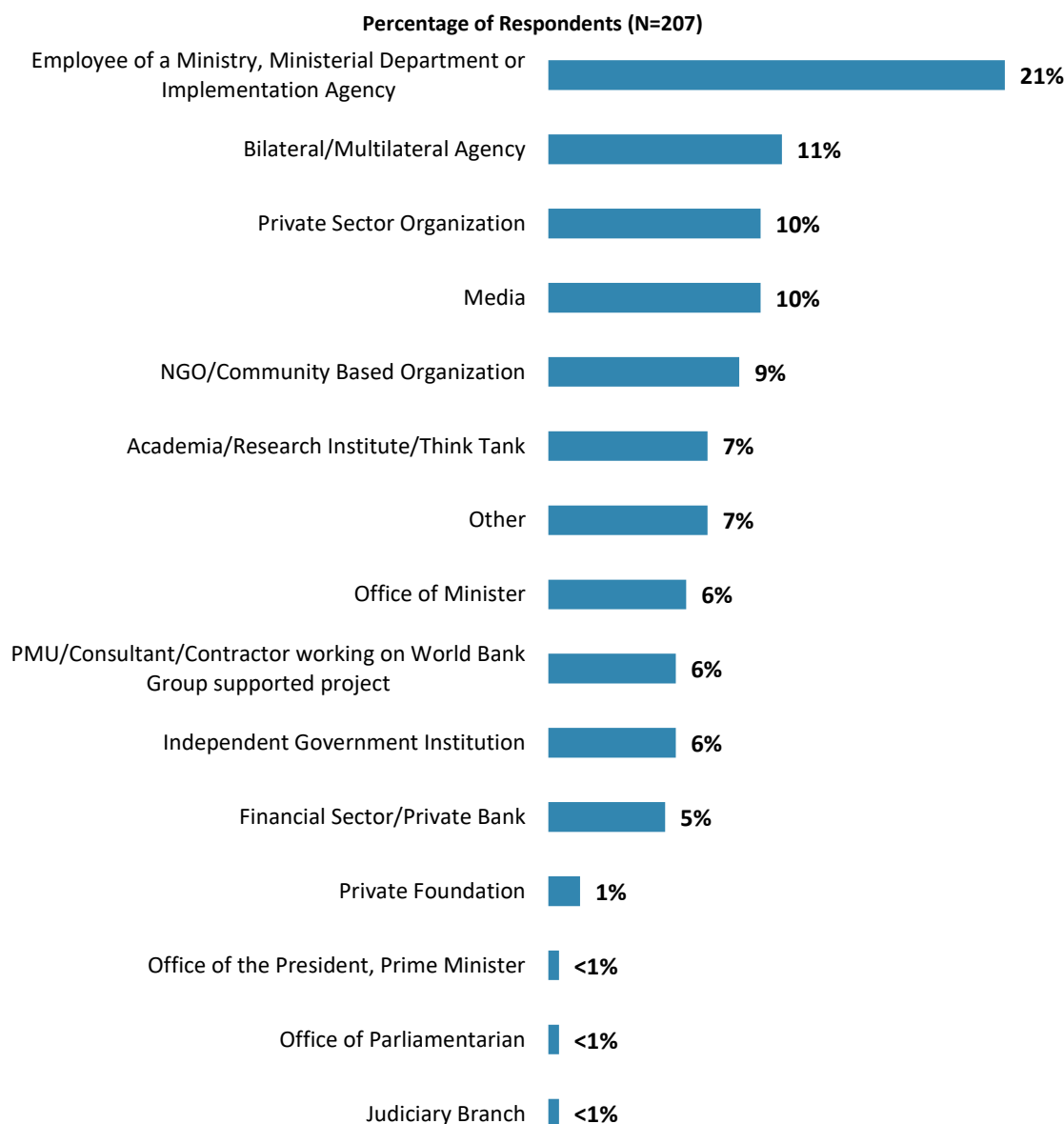
The results in this year's Country Survey were compared to those in the Country Survey conducted in FY'14 (response rate is 42%, N=197). Data were weighted to reach the same stakeholder composition in two years, which allows for year comparisons. Stakeholder groups which were not present in both fiscal years were not included in the comparison. Respondents who belonged to the "other" stakeholder category were not included either. As a result, means of the FY'16 data and the total number of respondents in both years are slightly different from those of the original data reported in appendices A, B, C, and E. For the weighted stakeholder breakdown and year comparison results, please see appendix D (page 91).



III. Demographics of the Sample

Current Position

- For further analyses, respondents from the Office of the President/Prime Minister and the Office of Minister were combined. Respondents from the financial sector/private banks were combined with those from private sector organizations. Respondents from private foundations and NGOs/CBOs were combined into the “CSO” category. Few respondents from the office of a parliamentarian, the judiciary branch, and other organizations were included in the “Other” category. There were no respondents from local governments, trade unions, faith-based groups or youth groups.

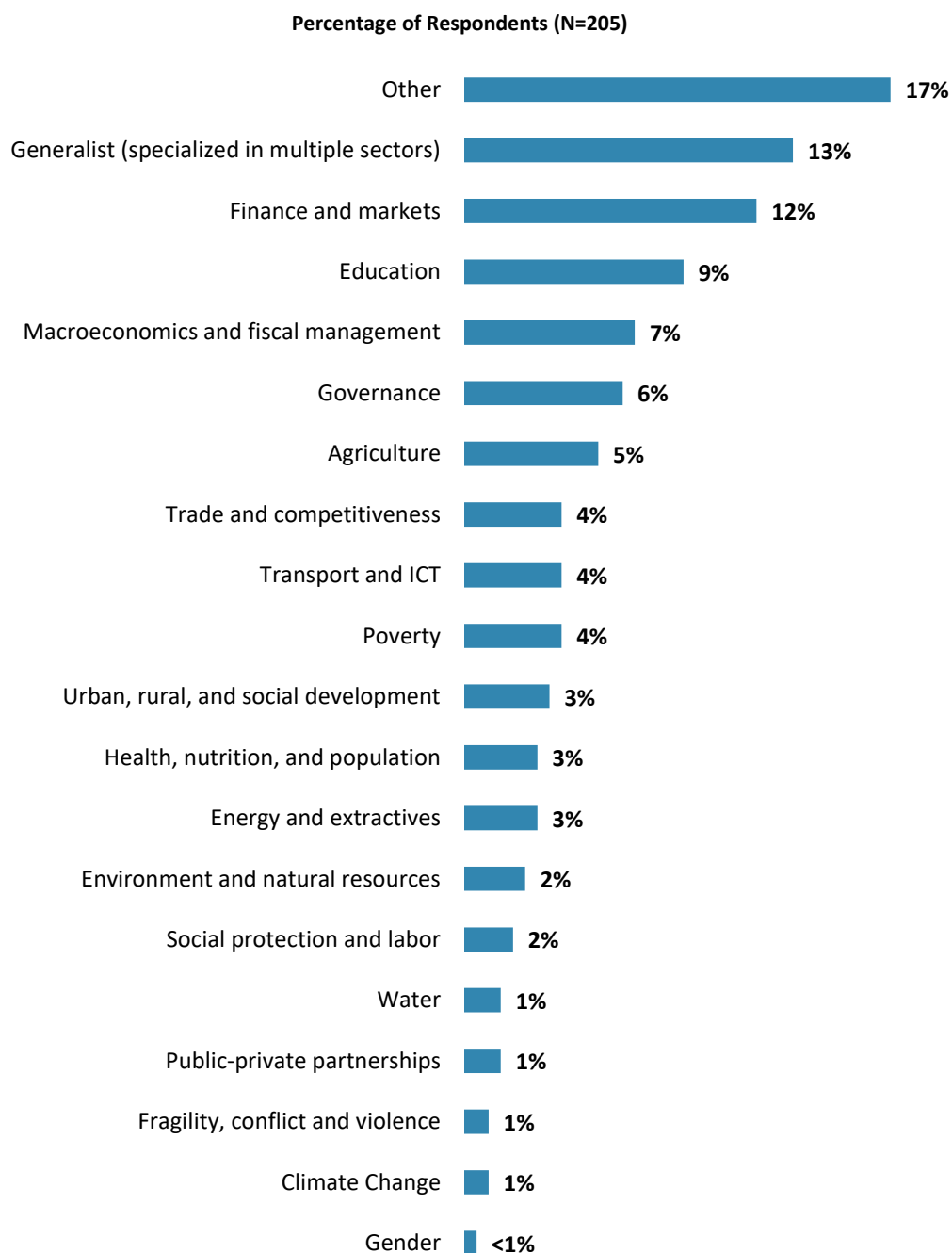


“Which of the following best describes your current position?” (Respondents chose from a list.)



III. Demographics of the Sample (continued)

Area of Primary Specialization



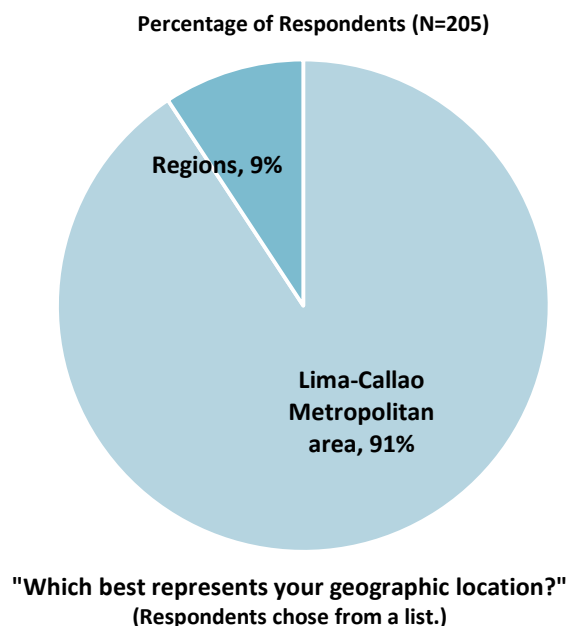
“Please identify the primary specialization of your work.” (Respondents chose from a list.)



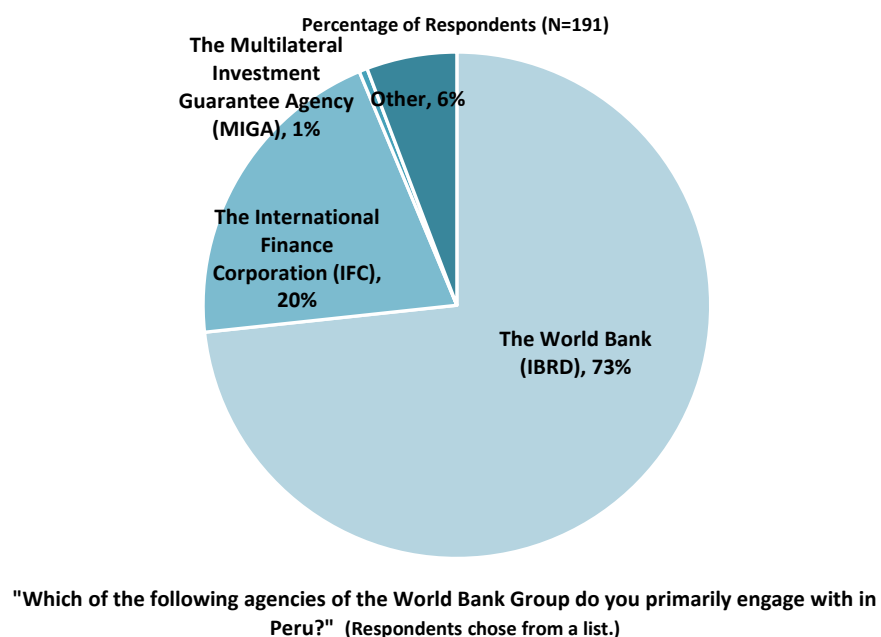
III. Demographics of the Sample (continued)

Geographic locations

- **Note:** Because of the small number of respondents from regions, analyses comparing geographic locations would not be statistically reliable and, therefore, were not conducted.



Exposure to Agencies within the World Bank Group

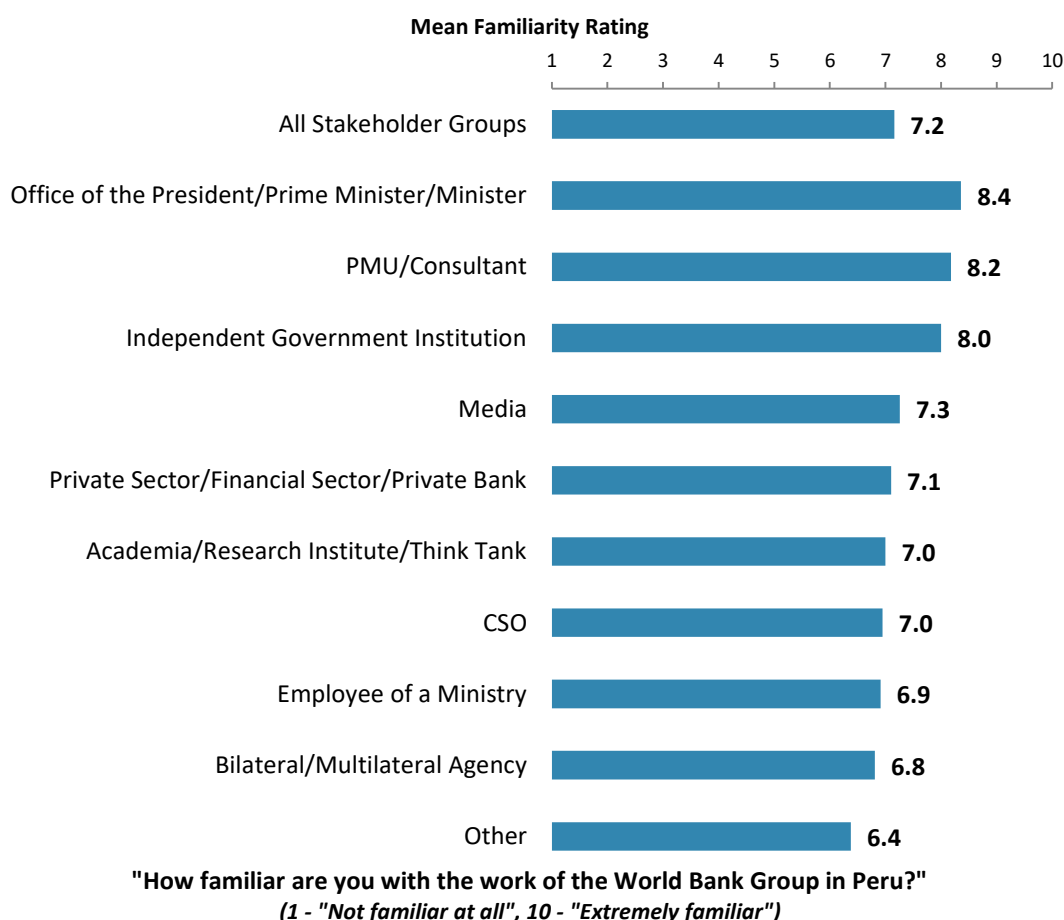




III. Demographics of the Sample (continued)

Familiarity with the World Bank Group

- **Year comparison:** Respondents in this year's country survey and the FY'14 country survey had statistically similar levels of familiarity with the WBG (weighted mean in FY'16 = 7.2; weighted mean in FY'14 = 7.6)¹.
- Respondents' levels of familiarity with the WBG were significantly, strongly correlated with their ratings of the WBG's overall effectiveness in Peru, and significantly, moderately correlated with the extent to which the WBG plays a relevant role in development in Peru and the extent to which the WBG helps to achieve development results in the country.



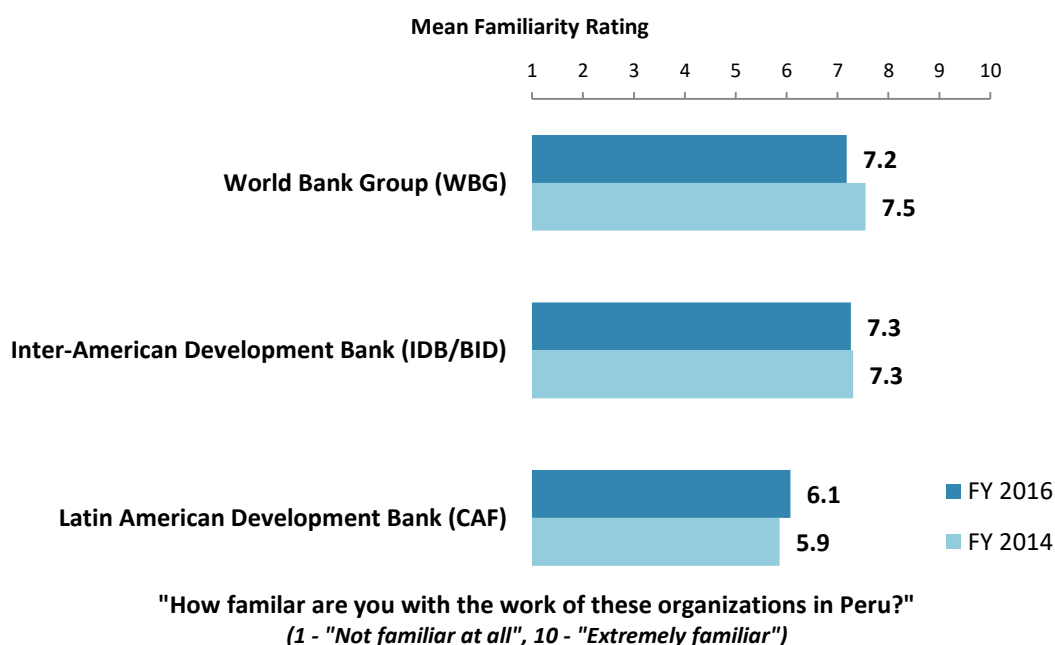
¹ Please refer to Appendix D (page 91) for more details on weighting. The means in the chart were calculated based on un-weighted data.



III. Demographics of the Sample (continued)

Familiarity with the World Bank Group and Other Development Banks

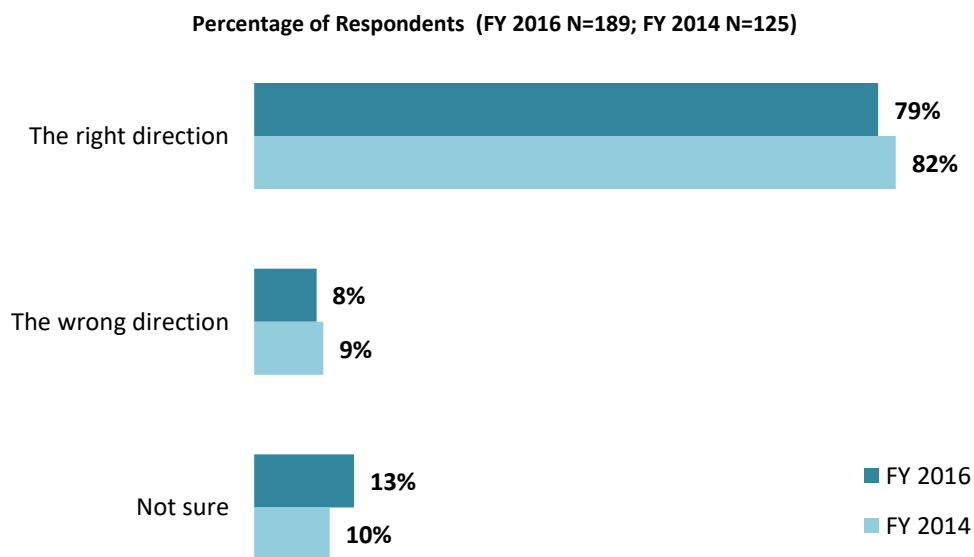
- **Year comparison:** Stakeholders in both FY'14 and FY'16 have statistically similar levels of familiarity with the World Bank Group, the Inter-American Development Bank, and the Latin American Development Bank.
- This year's stakeholders in Peru were significantly more familiar with the WBG than the Latin American Development Bank. Their levels of familiarity with the WBG and the Inter-American Development Bank were statistically similar.





IV. General Issues Facing Peru

Headed in the Right Direction²



"In general, would you say that Peru is headed in ...?"
(Respondents chose from a list.) (Note: percentages may not total 100 due to rounding)

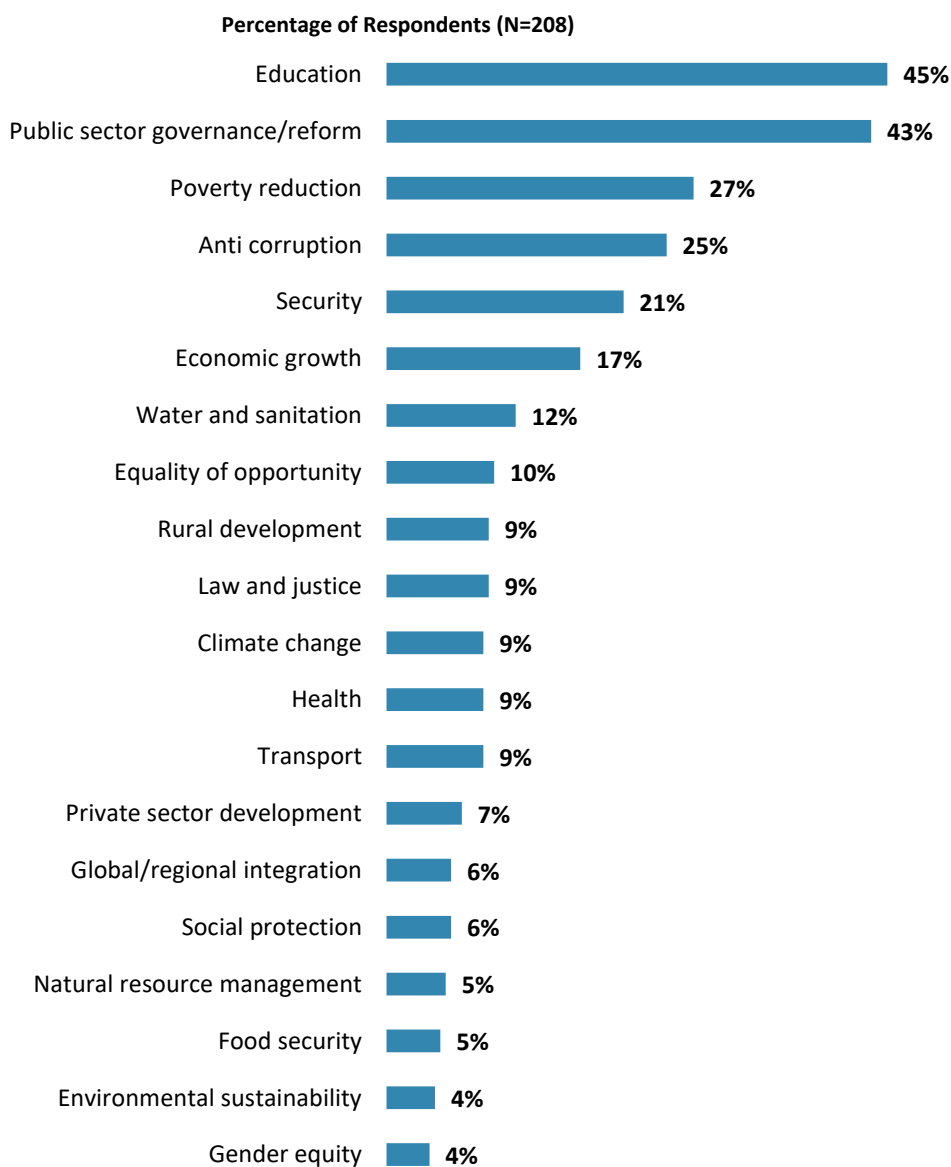
²All percentages presented in the chart were calculated based on weighted data from FY 2016 and FY 2014 country surveys. Please refer to Appendix D for more details on weighting.



IV. General Issues Facing Peru (continued)

Development Priority

- **Year comparison:** Respondents in the previous FY'14 Country Survey indicated that the most important development priorities in Peru were “*education*” (65%), “*public sector governance/reform*” (37%), and “*water and sanitation* (17%).



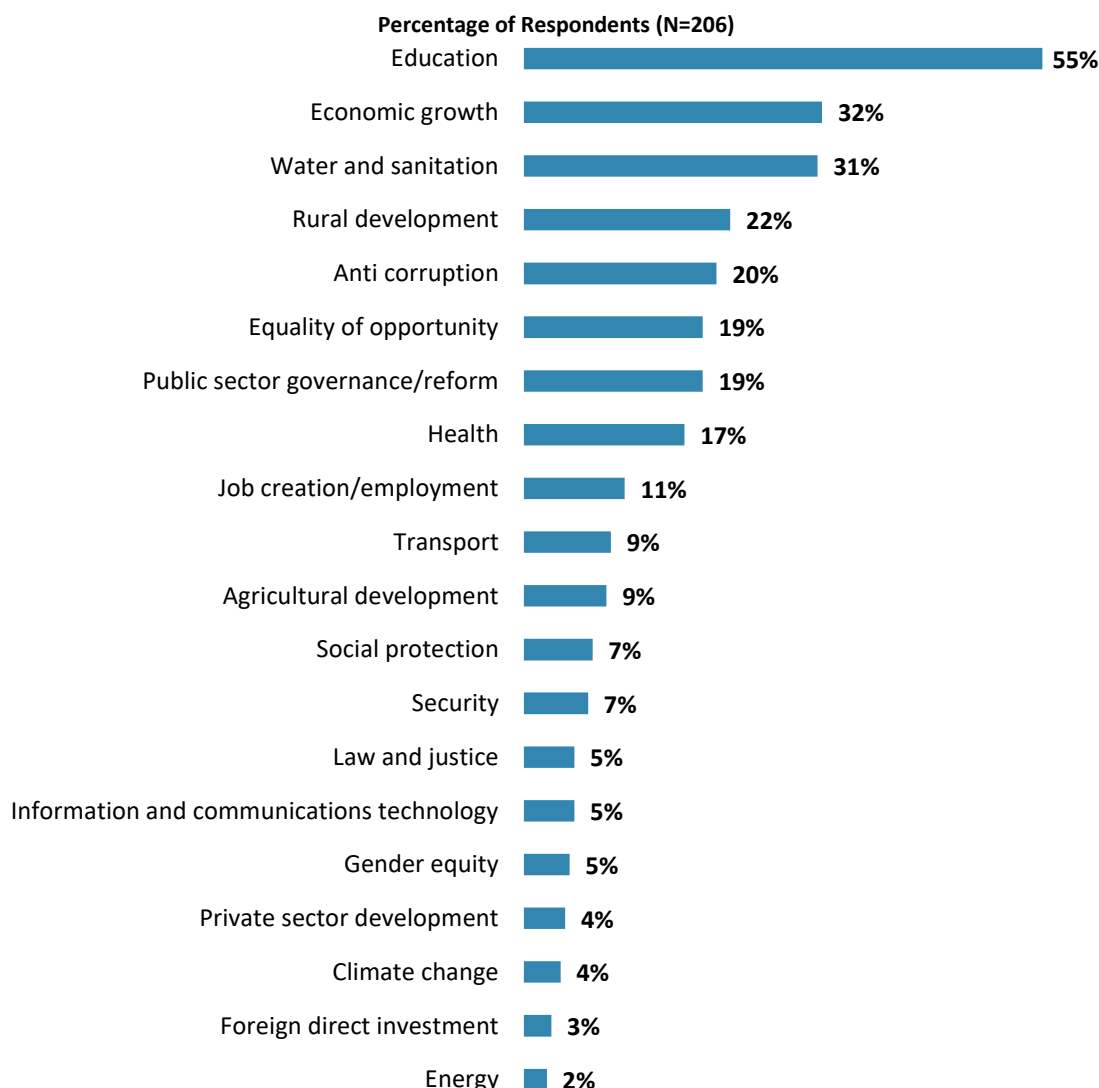
"Listed below are a number of development priorities in Peru. Please identify which of the following you consider the most important development priorities in Peru. (Choose no more than THREE)" (Respondents chose from a list. Responses combined. Top 20 of 31 response options shown.)



IV. General Issues Facing Peru (continued)

What Would Contribute Most to Reducing Poverty

- **Year comparison:** In the previous FY'14 Country Survey, respondents indicated that the greatest contributors to poverty reduction in Peru were “*education*” (63%), “*water and sanitation*” (33%), “*rural development*” (31%), and “*economic growth*” (26%).



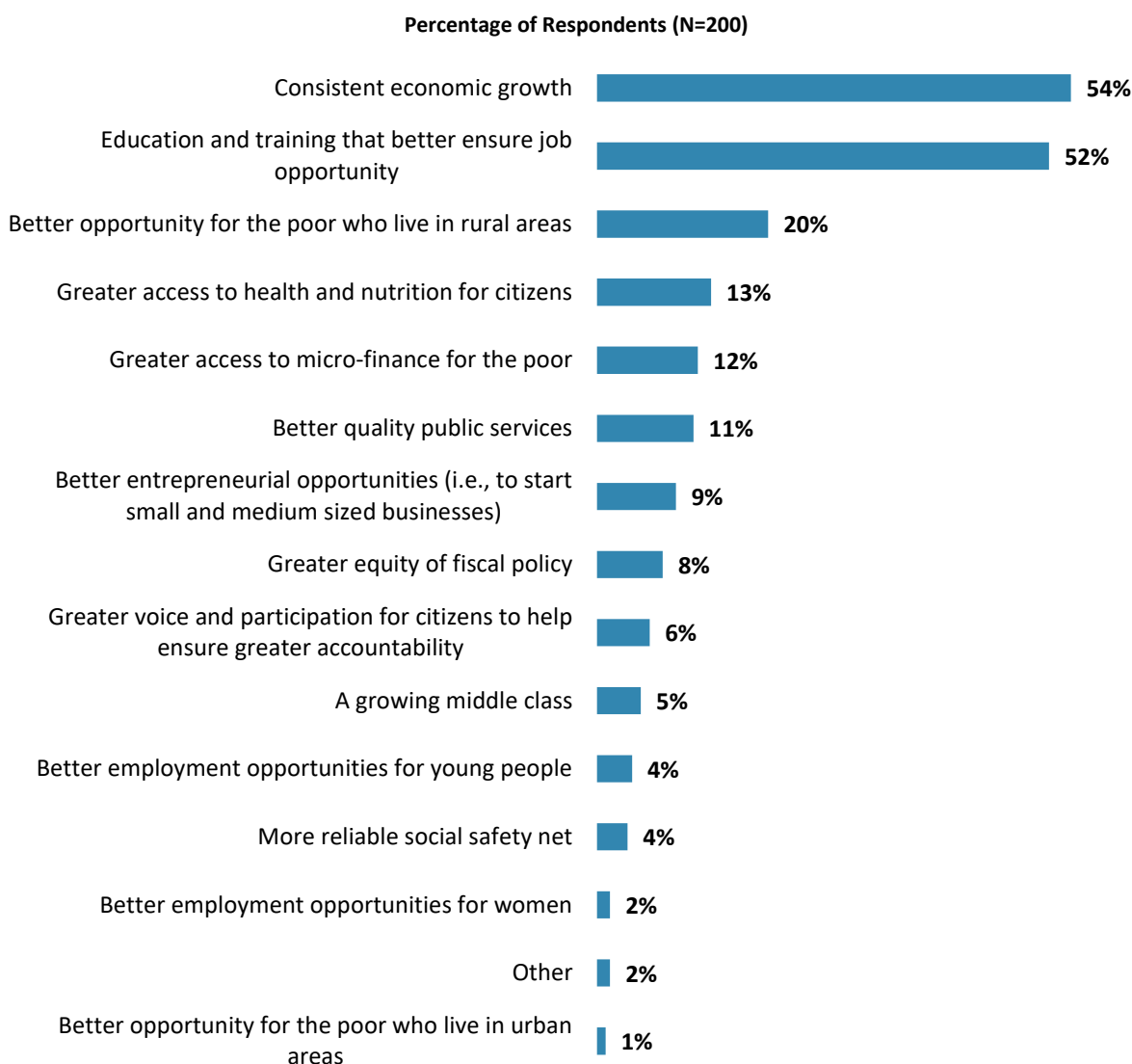
"The World Bank Group has committed itself to two goals: ending extreme poverty by 2030 and boosting shared prosperity. Poverty reduction is a broad term that encompasses work in many different areas. Which THREE areas of development listed below do you believe would contribute most to reducing poverty in Peru? (Choose no more than THREE)"

(Respondents chose from a list. Responses combined. Top 20 of 30 response options shown.)



IV. General Issues Facing Peru (continued)

Factors Contributing to “Shared Prosperity”

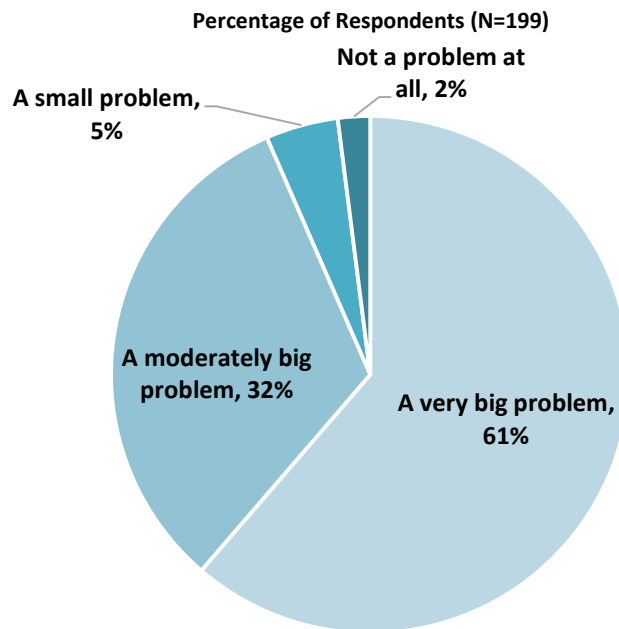


"The World Bank Group's "Shared Prosperity" goal captures two key elements, economic growth and equity. It will seek to foster income growth among the bottom 40 percent of a country's population. Improvement in the Shared Prosperity Indicator requires growth and well-being of the less well-off. When thinking about the idea of "shared prosperity" in your country, which of the following TWO best illustrate how this would be achieved in Peru? (Choose no more than TWO)"
(Respondents chose from a list. Responses combined.)



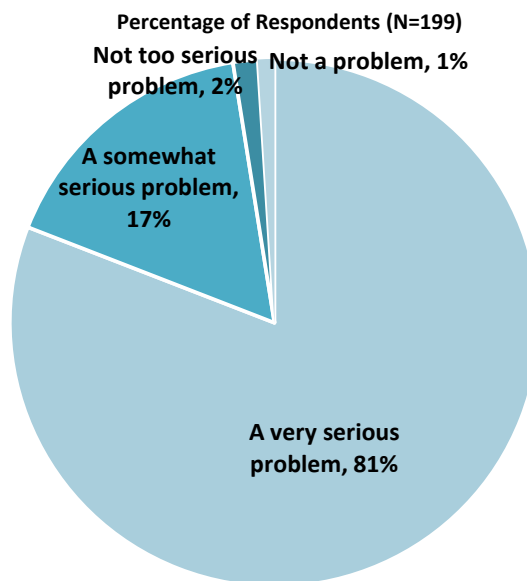
IV. General Issues Facing Peru (continued)

Gap between the Rich and the Poor



"Do you think the gap between the rich and the poor is a very big problem, a moderately big problem, a small problem or not a problem at all in Peru?" (Respondents chose from a list.)

Climate Change



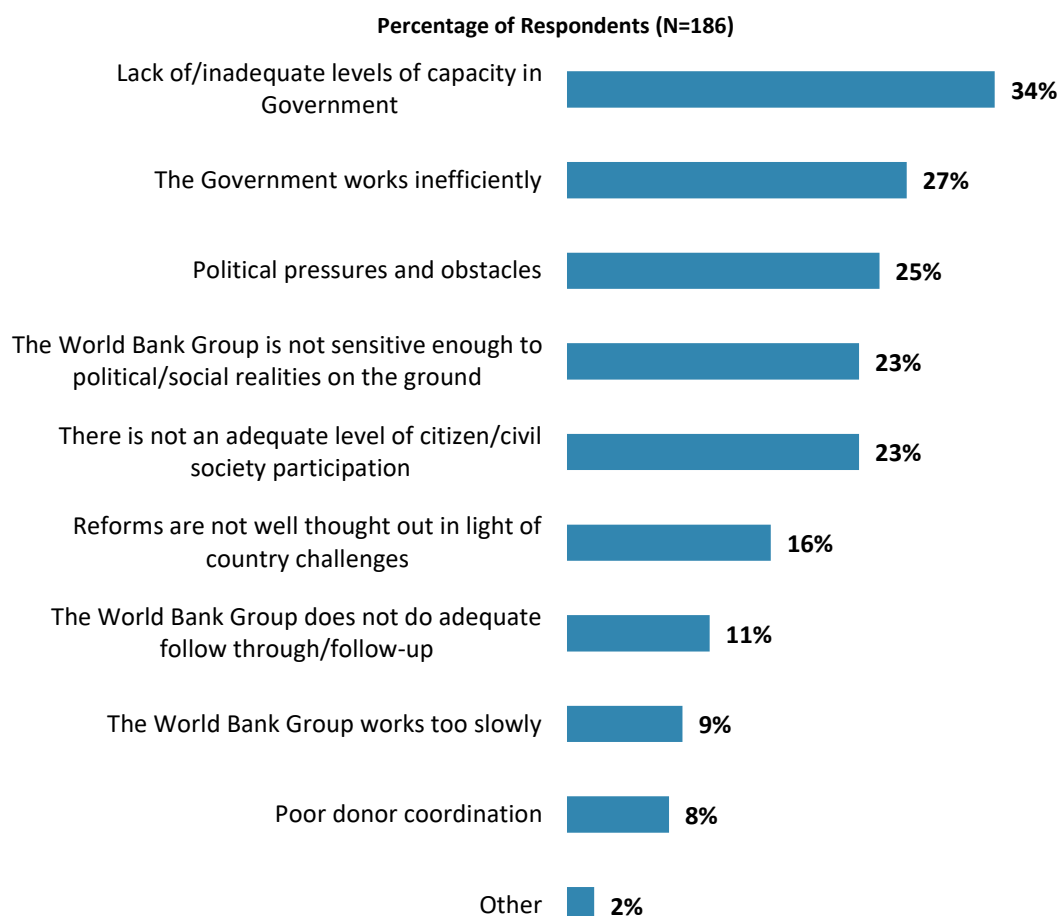
"In your view, is global climate change a very serious problem, somewhat serious, not too serious, or not a problem?" (Respondents chose from a list.) (Note: percentages may not total 100 due to rounding)



V. Overall Attitudes toward the World Bank Group

Attributing Failed/Slow Reform Efforts

- **Year comparison:** Respondents in the FY'14 Country Survey attributed failed or slow WBG assisted reforms to “*inadequate level of citizen/civil society participation (30%),*” “*the WBG not being sensitive enough to political/social realities on the ground (30%),*” and “*political pressures and obstacles (30%).*”
- **Stakeholder groups:** Among this year's respondents, respondents from independent government institutions were significantly more likely to attribute failed or slow WBG assisted reform efforts to that “*a lack of/inadequate levels of capacity in Government*” compared to respondents from other stakeholder groups.



"When World Bank Group assisted reform efforts fail or are slow to take place, which of the following would you attribute this to? (Choose no more than TWO)"
(Respondents chose from a list. Responses combined.)

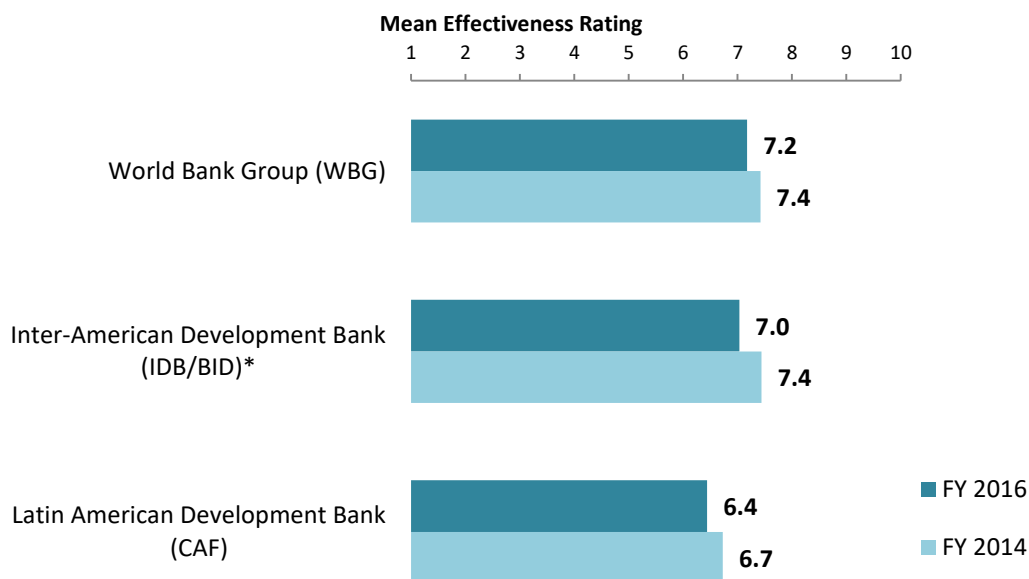


V. Overall Attitudes toward the World Bank Group (continued)

As noted in the "Methodology" section, the indicator questions referred to throughout the survey report are questions that are asked in every country that engages in the Country Opinion Survey. These will be aggregated for the World Bank Group's annual Corporate Scorecard.

The Effectiveness of the World Bank Group and Other Development Banks³ (Indicator Question)

- **Year comparison:** This year's respondents gave significantly lower ratings for the effectiveness of the Inter-American Development Bank than respondents in the FY'14 Country Survey.
- Stakeholders gave significantly higher ratings for the WBG's effectiveness than the effectiveness of the Latin American Development Bank, and statistically similar ratings for the effectiveness of the Inter-American Development Bank.



"Overall, please rate your impression of the World Bank Group's effectiveness in Peru."

(1 - "Not effective at all", 10 - "Very effective")

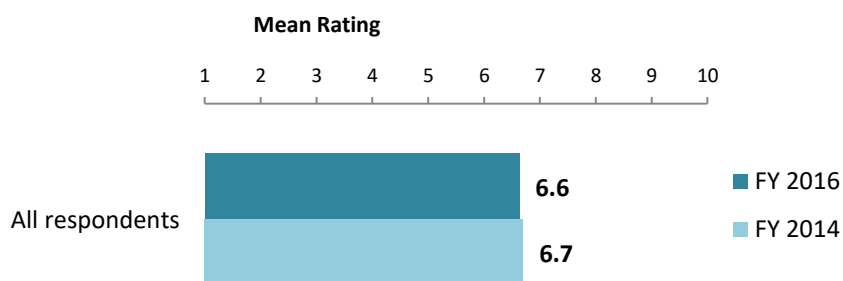
(*Significantly different between FY 2016 and FY 2014)

³ Means in the chart were calculated based on weighted data.



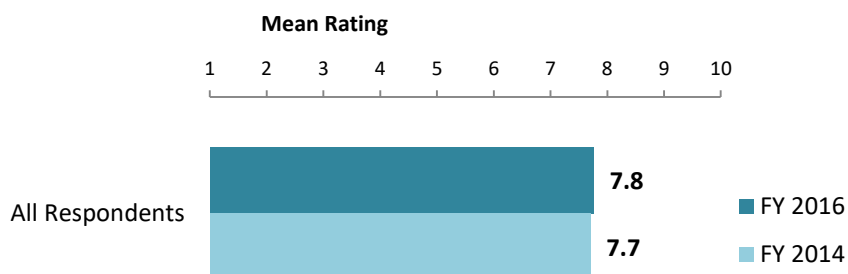
V. Overall Attitudes toward the World Bank Group (continued)

Achieving Development Results (*Indicator Question*)⁴



"To what extent does the World Bank Group's work help to achieve development results in Peru?" (1-"To no degree at all", 10-"To a very significant degree")

WBG Staff Preparedness



"To what extent do you believe the World Bank Group's staff is well prepared (e.g., skills and knowledge) to help Peru solve its most complicated development challenges?" (1-"To no degree at all", 10-"To a very significant degree")

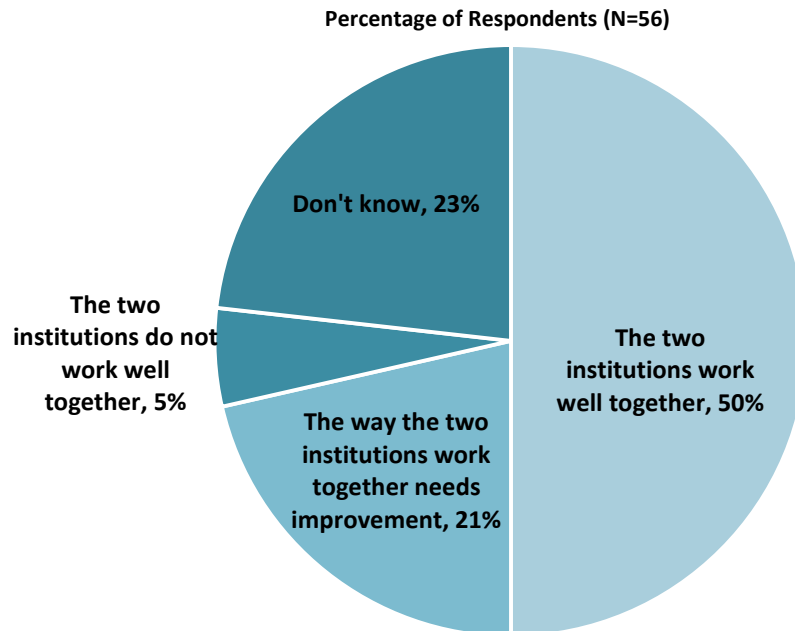
⁴ All means presented in this page were calculated based on weighted data from FY'16 and FY'14.



V. Overall Attitudes toward the World Bank Group (continued)

The World Bank and the IFC Working Together

- Only those stakeholders who responded “Yes” to the question “*Do your projects involve both the World Bank and the IFC?*” provided their views on the working relationship between the World Bank and the IFC.



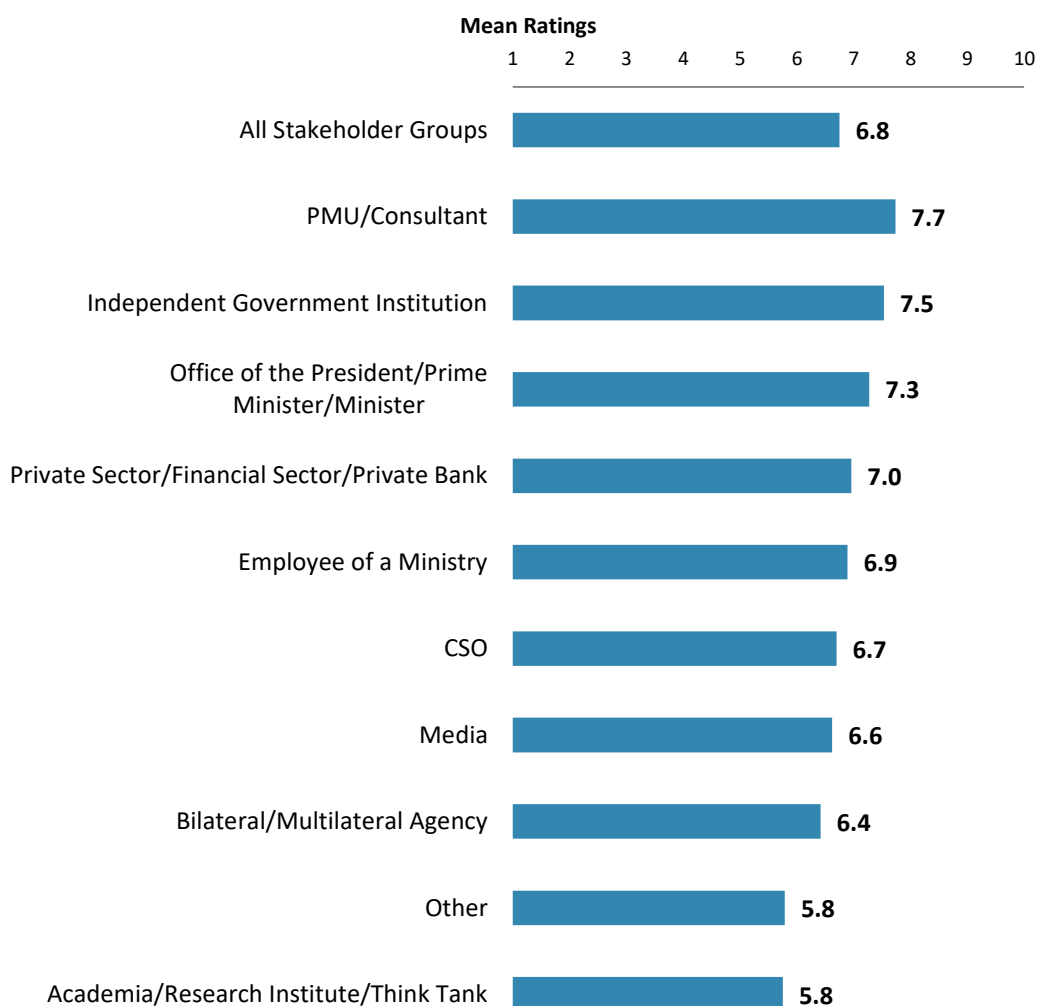
“If your projects involved both the World Bank and the IFC, what was your view on the two institutions working together in Peru?” (Respondents chose from a list.)
(Note: percentages may not total 100 due to rounding)



V. Overall Attitudes toward the World Bank Group (continued)

Overall Ratings for Indicator Questions by Stakeholder Groups⁵

- **Stakeholder groups:** respondents from PMUs, consultants working on WBG projects, and respondents from independent government institutions had significantly higher overall ratings for the indicator questions than respondents from other stakeholder groups.
- **Collaboration:** respondents who do and do not collaborate with the WBG had statistically similar overall ratings (means =6.9 and 6.7 respectively) for the twenty six indicator questions.



Mean Ratings for All Indicator Questions by Stakeholder Groups on a Scale from 1 to 10

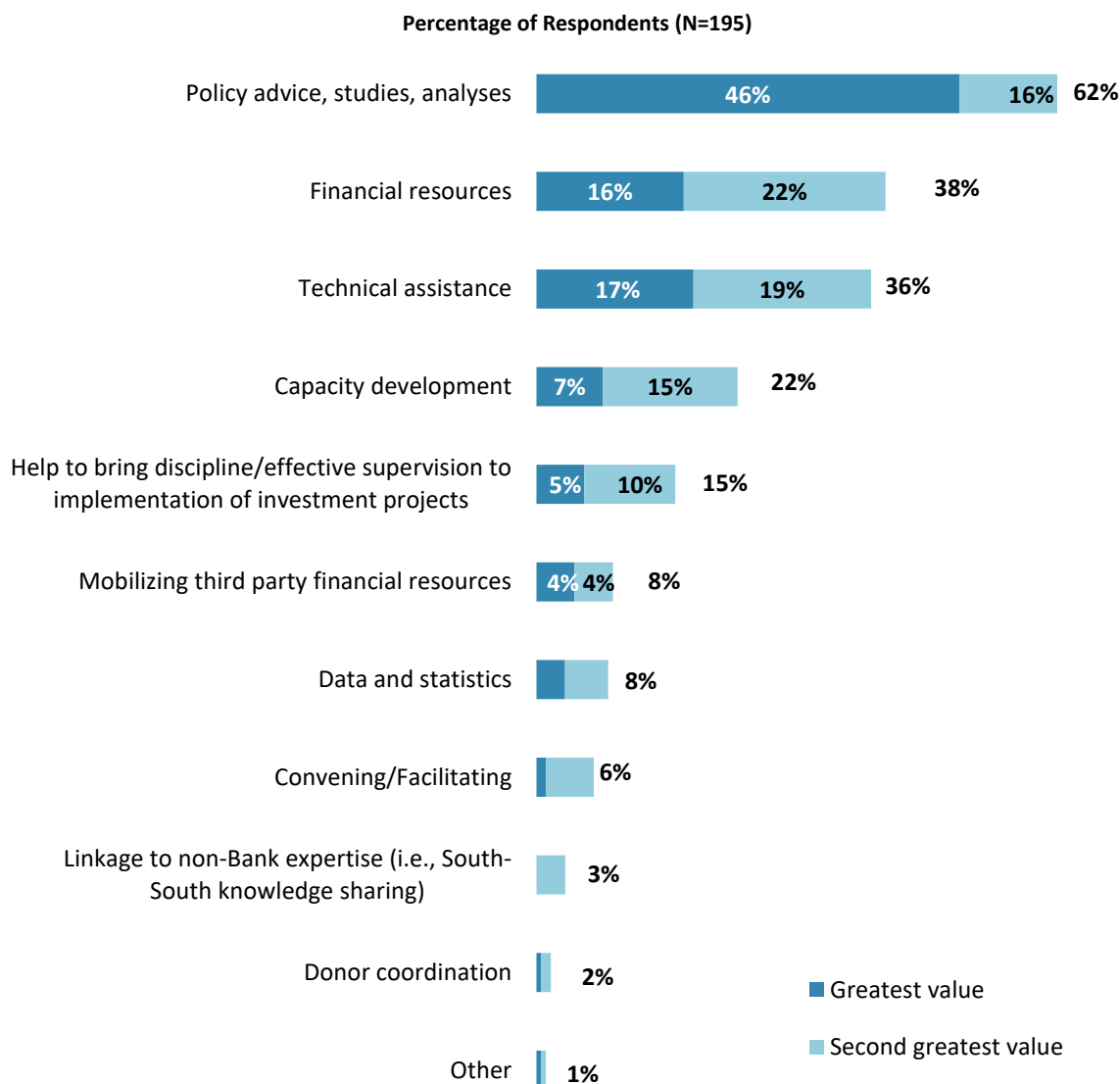
⁵ Responses to all twenty six indicator questions by stakeholder levels of collaboration with the WBG can be found in Appendix E (page 97).



V. Overall Attitudes toward the World Bank Group (continued)

Greatest Values

- **Year comparison:** Respondents in the previous FY'14 Country Survey indicated that the World Bank's greatest value to Peru were its "*policy advice, studies, analyses*" (46%) and "*capacity development, institutional strengthening*" (44%).



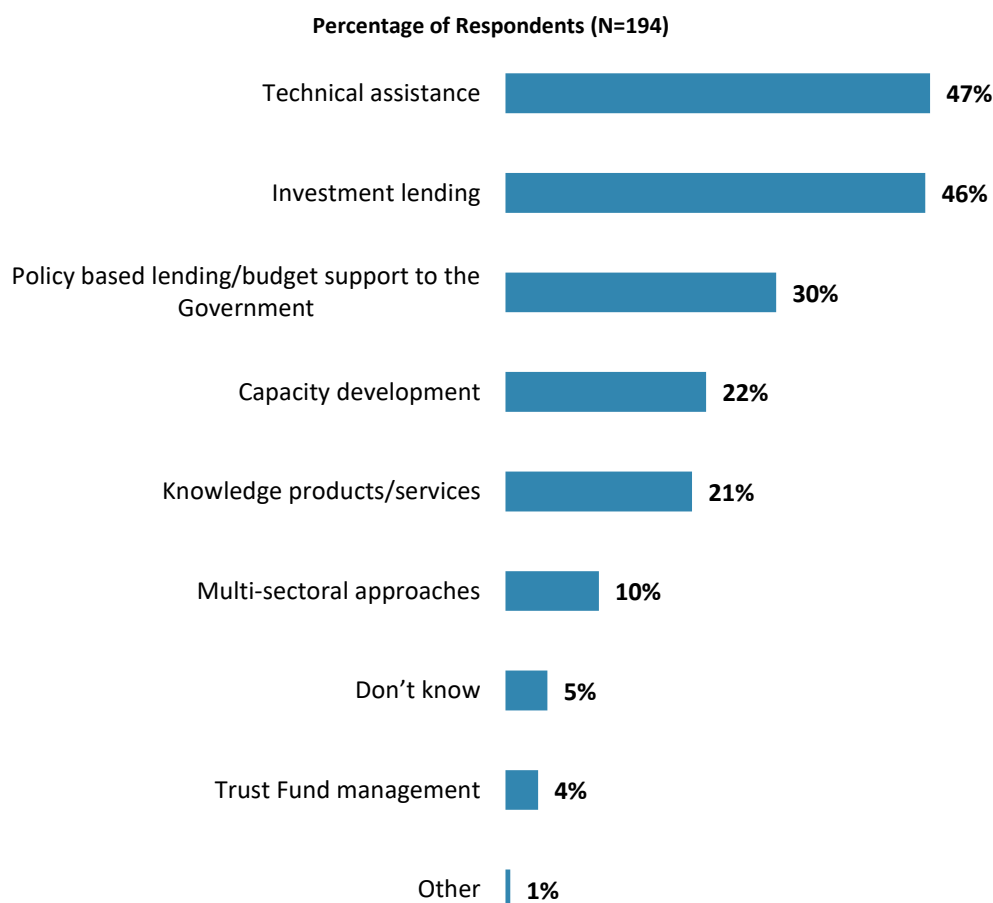
"When thinking about the World Bank Group's role, which activity do you believe is of greatest VALUE and which activity is of second greatest value in Peru?"
(Respondents chose from a list.)



V. Overall Attitudes toward the World Bank Group (continued)

Most Effective Instruments in Reducing Poverty

- **Year comparison:** Respondents from the previous FY'14 Country Survey indicated that the most effective World Bank's instruments in reducing poverty in Peru were "*capacity development, institutional strengthening*" (48%), "*technical assistance*" (48%), and "*investment lending*" (43%).



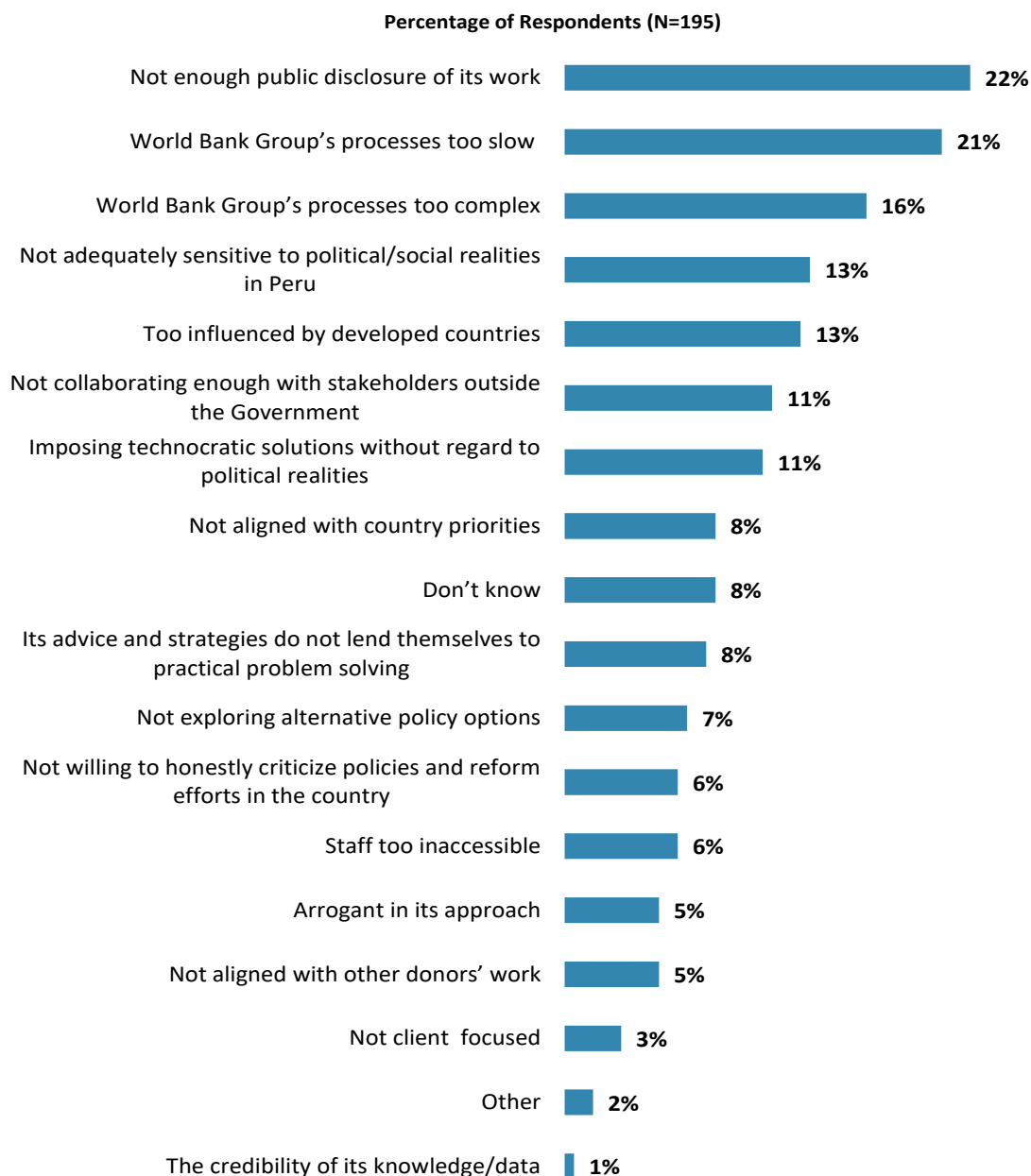
"Which World Bank Group's instruments do you believe are the MOST effective in reducing poverty in Peru? (Choose no more than TWO)"
(Respondents chose from a list. Responses combined.)



V. Overall Attitudes toward the World Bank Group (continued)

Greatest Weakness

- **Year comparison:** Respondents in the previous FY'14 Country Survey indicated that the World Bank's greatest weaknesses in its work in Peru were "*not enough public disclosure of its work*," (30%), "*not adequately sensitive to political/social realities in Peru*" (23%), and "*the WBG's processes being too complex*" (14%).

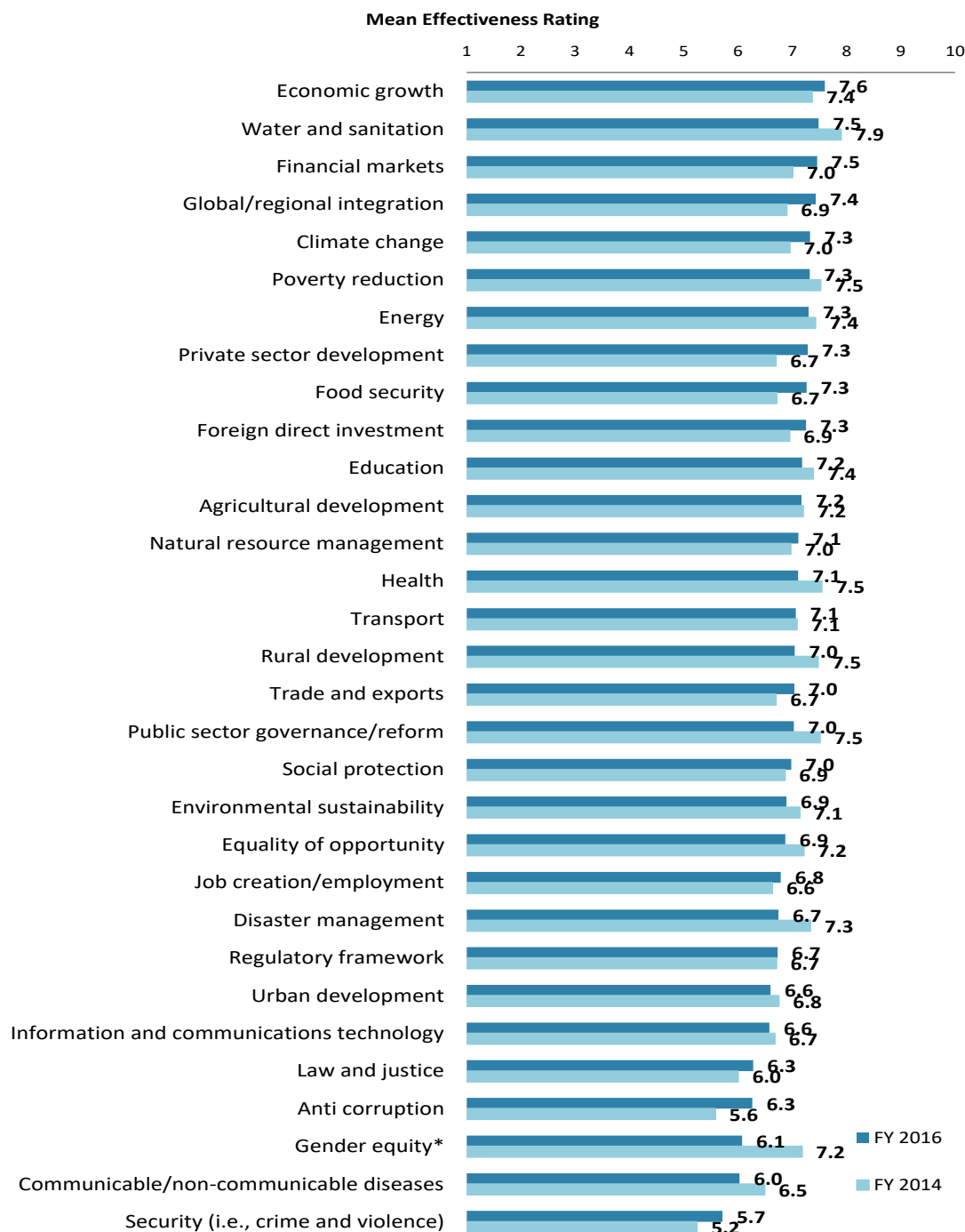


"Which of the following do you identify as the World Bank Group's greatest WEAKNESSES in its work in Peru? (Choose no more than TWO)" (Respondents chose from a list. Responses combined.)



VI. Sectoral Effectiveness

Effectiveness of WBG's Support in Sectoral Areas: Year Comparison⁶



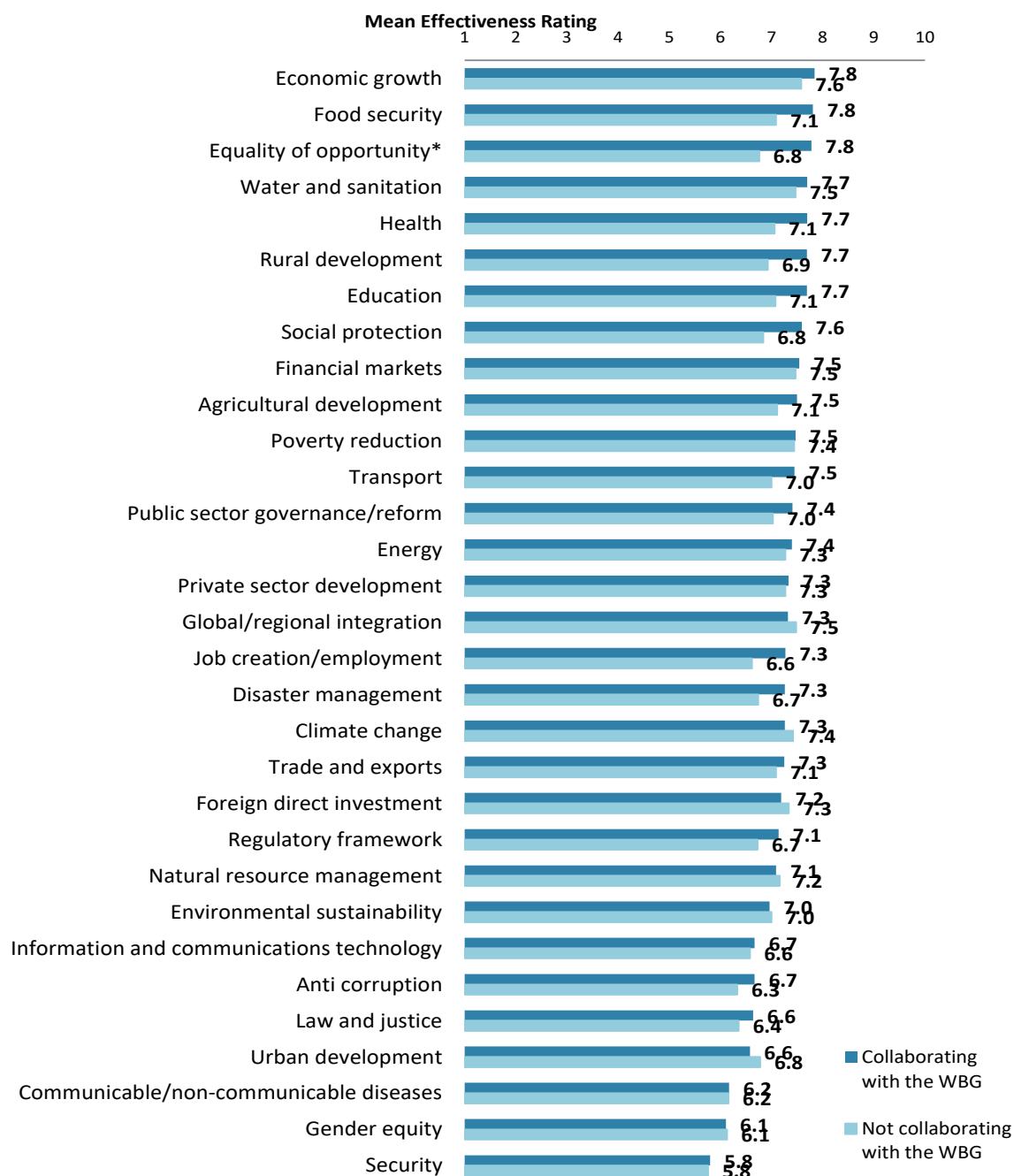
"How EFFECTIVE do you believe the World Bank Group is in terms of the work it does in the following areas of development in Peru?" (1-"Not effective at all", 10-"Very effective")
 (*Significantly different between FY 2016 and FY 2014)

⁶All means presented in this chart are calculated based on weighted data. See Appendix D for details.



VI. Sectoral Effectiveness (continued)

Effectiveness of WBG's Support in Sectoral Areas: Collaboration⁷




"How EFFECTIVE do you believe the World Bank Group is in terms of the work it does in the following areas of development in Peru?" (1-"Not effective at all", 10-"Very effective")
(*Significantly different between collaborators and non-collaborators with the WBG)

⁷ Note in the Appendix on the sectoral effectiveness (Appendix A, page 46) that primarily informed stakeholders responded to this question. Respondents were given the option of "don't know" if they did not have exposure to the WBG's work in certain development areas.



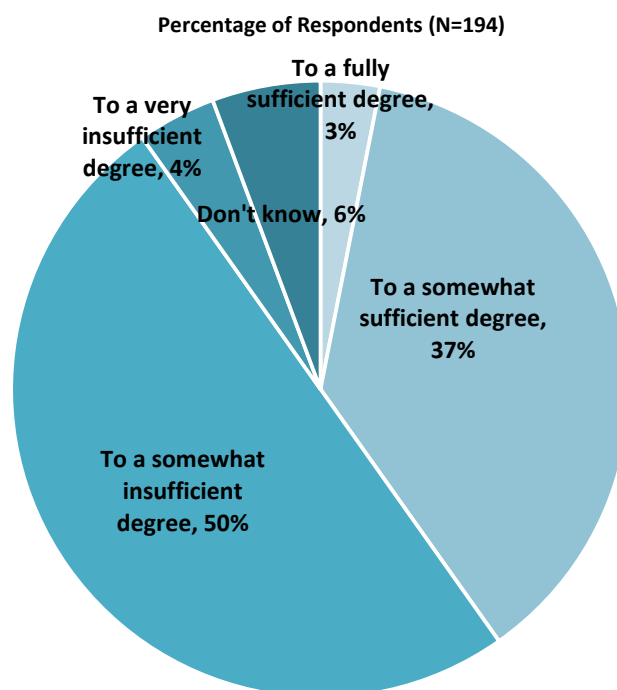
VI. Sectoral Effectiveness (continued)

The WBG Promoting Private Public Partnerships



"To what extent do you believe that the World Bank Group's work helps to find solutions that promote private public partnerships in Peru?"
(1 - "To no degree at all", 10 - "To a very significant degree")

Helping the Poorest



"To what extent do you believe that the World Bank Group's work and support help the poorest in Peru?" (Respondents chose from a list.)



VI. Sectoral Effectiveness (continued)

Drivers of Effectiveness

To determine the key drivers of respondents' ratings of the World Bank Group's overall effectiveness and ratings of its ability to help achieve development results in Peru, bivariate correlational analyses were conducted using respondents' ratings of the thirty one specific areas of effectiveness.

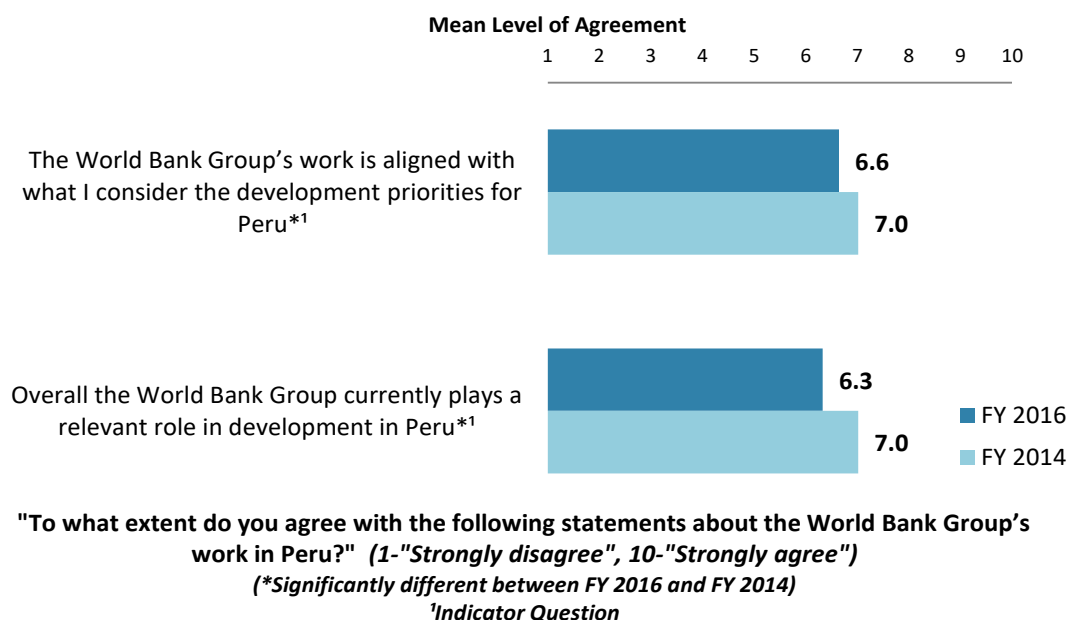
Correlational analyses, however, are not able to tell us exactly what is causing respondents' ratings of the World Bank Group's overall effectiveness or ratings of its ability to help achieve development results. Rather, these analyses tell us that as ratings of effectiveness in one area increase, respondents' ratings of the WBG's overall effectiveness increase, or as ratings of effectiveness in one area increase, ratings of the WBG's ability to help achieve development results increase. Thus, it can be inferred that respondents' perceptions of effectiveness in one specific area are related to, or drive, respondents' perceptions of the WBG's overall effectiveness or perceptions of the WBG's ability to help achieve development results.

- Overall Effectiveness: Those specific areas with the highest Pearson Product-Moment correlations were determined to be the most closely related to perceptions of the WBG's overall effectiveness, suggesting that ratings of effectiveness in those specific areas are drivers of perceptions of the WBG's overall effectiveness in Peru. The areas determined to be key drivers from these analyses were:
 - The WBG's effectiveness at law and justice;
 - The WBG's effectiveness at transport; and
 - The WBG's effectiveness at gender equity.
- Achieving Development Results: Those specific areas with the highest Pearson Product-Moment correlations were determined to be the most closely related to perceptions of the WBG's ability to help achieve development results in Peru, suggesting that ratings of effectiveness in those specific areas are drivers of perceptions of the WBG's ability to help achieve development results. The areas determined to be key drivers from these analyses were:
 - The WBG's effectiveness at gender equity;
 - The WBG's effectiveness at information and communications technology; and
 - The WBG's effectiveness at transport.

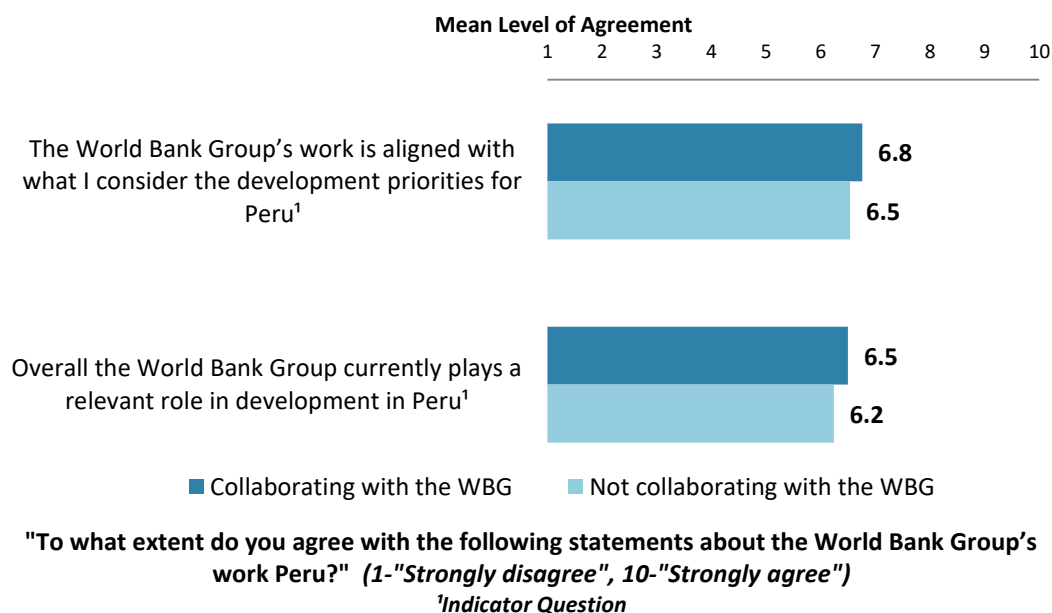


VII. How the World Bank Group Operates

The World Bank Group's Work in Peru: Year Comparison⁸



The World Bank Group's Work in Peru: Collaboration

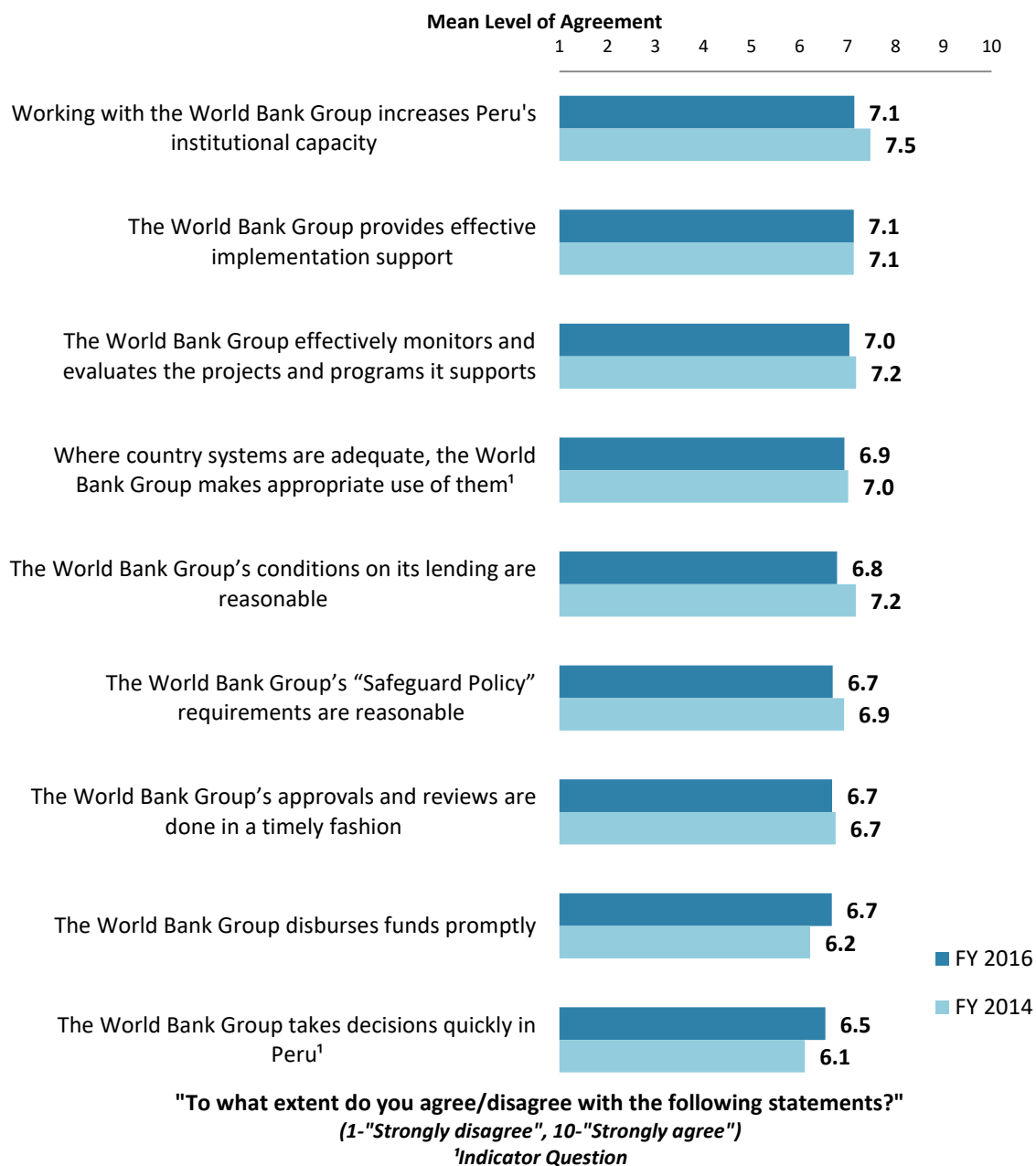


⁸ Means in the chart were calculated based on weighted data. For more information about weighting, please see Appendix D.



VII. How the World Bank Group Operates (continued)

Overall Perceptions: Year Comparison⁹

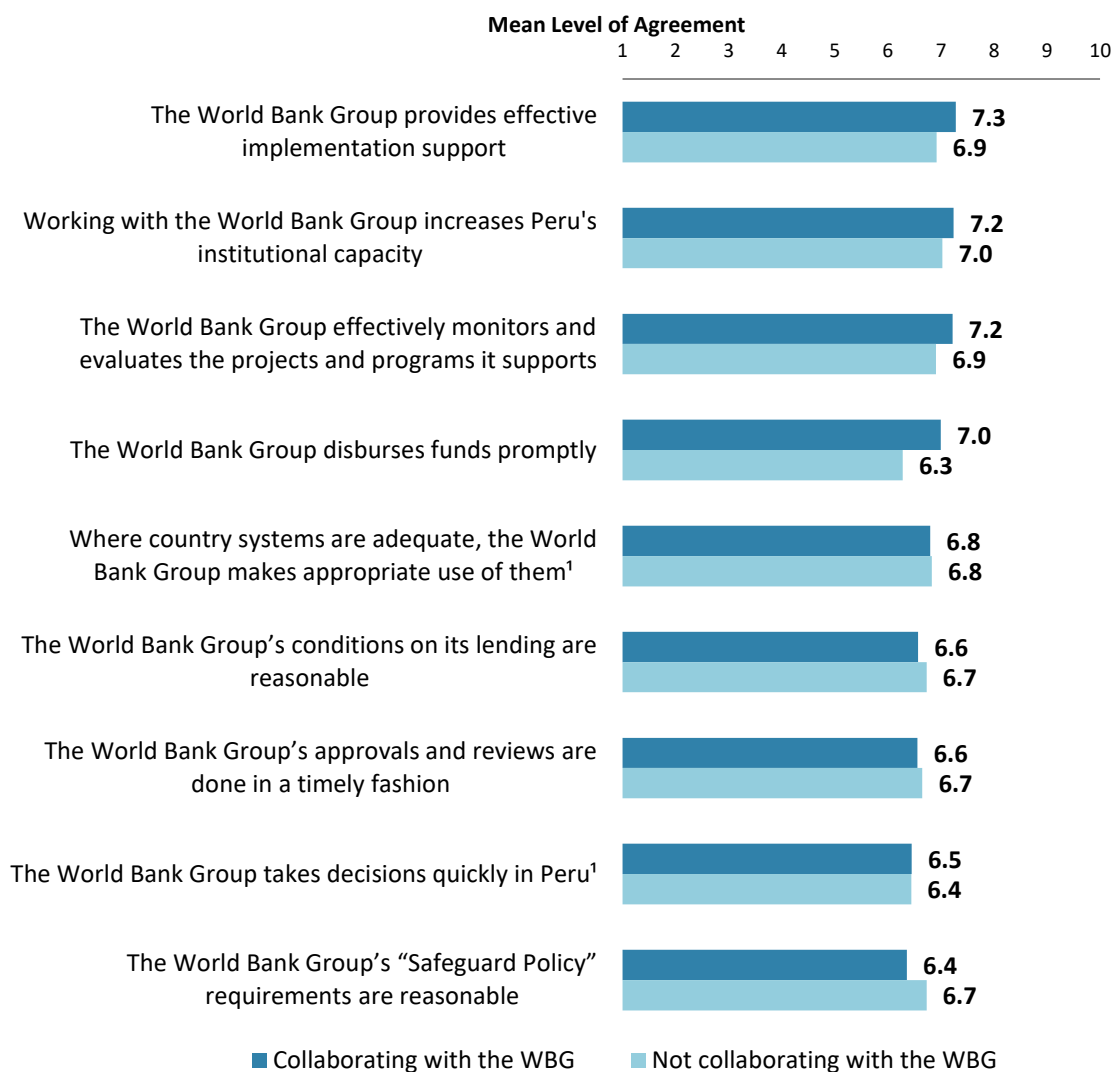


⁹ Means in the chart were calculated based on weighted data.



VII. How the World Bank Group Operates (continued)

Overall Perceptions: Collaboration



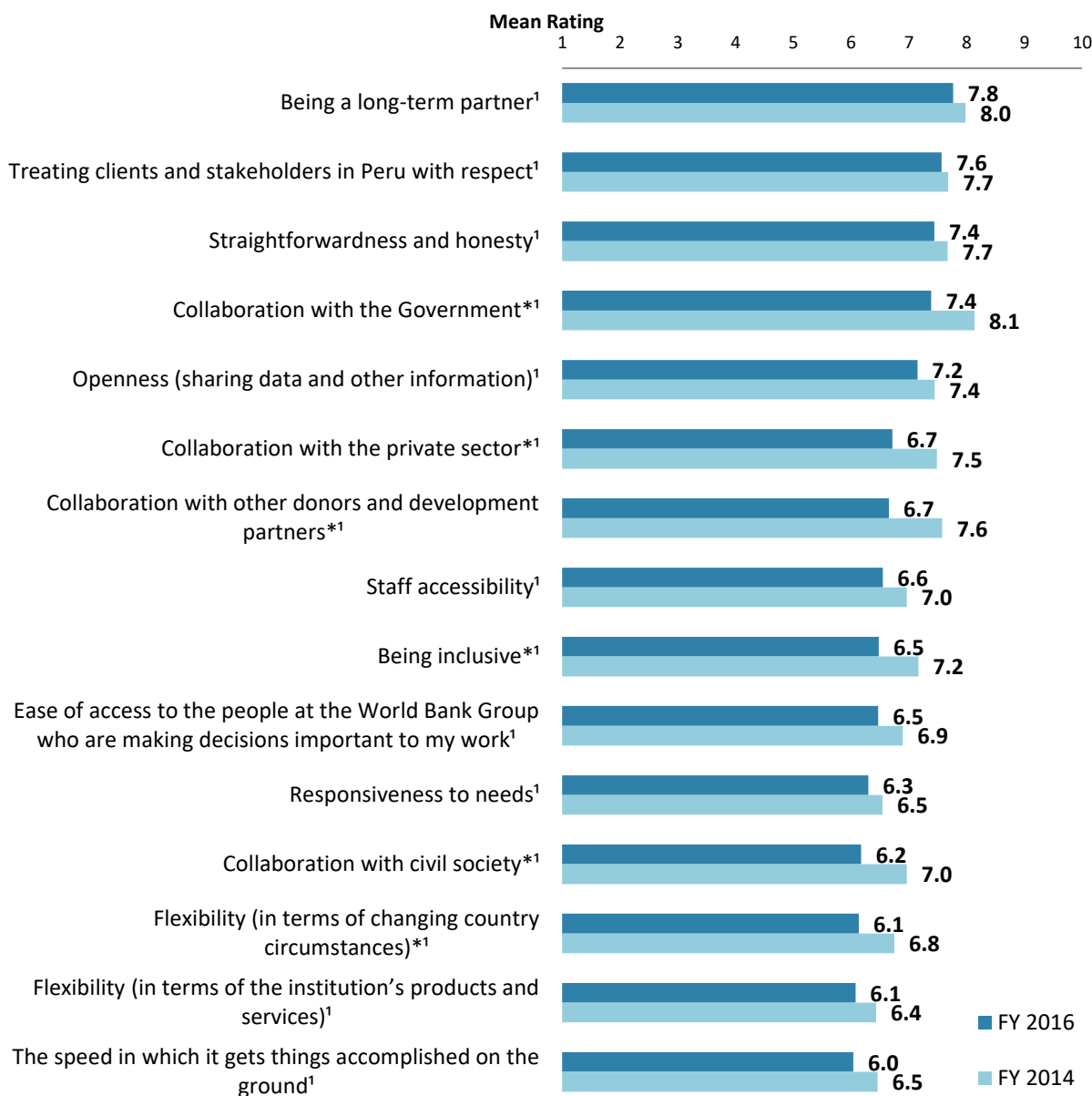
"To what extent do you agree/disagree with the following statements?"
(1-"Strongly disagree", 10-"Strongly agree")
Indicator Question



VII. How the World Bank Group Operates (continued)

The WBG as an Effective Development Partner: Year Comparison¹⁰

- **Year comparison:** As indicated in the chart below, respondents in this year's Country Survey gave significantly lower ratings for several qualities of the WBG as an effective development partner, compared to respondents in the FY'14 Country Survey.



"To what extent is the World Bank Group an effective development partner in Peru, in terms of each of the following?" (1-"To no degree at all", 10-"To a very significant degree")

(*Significantly different between FY 2016 and FY 2014)

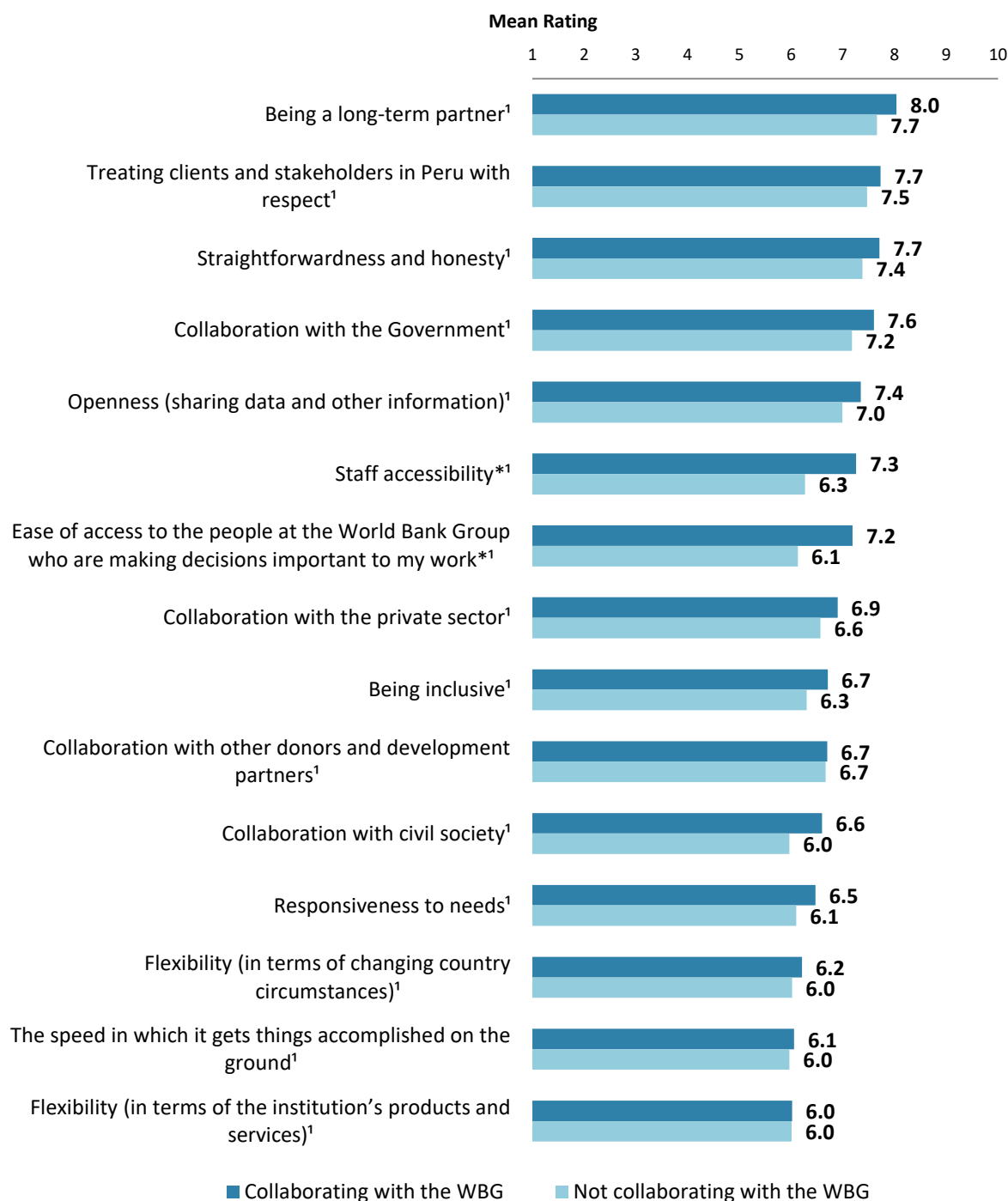
¹Indicator Question

¹⁰ All means in this chart were calculated based on weighted data.



VII. How the World Bank Group Operates (continued)

The WBG as an Effective Development Partner: Collaboration



"To what extent is the World Bank Group an effective development partner in Peru, in terms of each of the following?" (1-"To no degree at all", 10-"To a very significant degree")

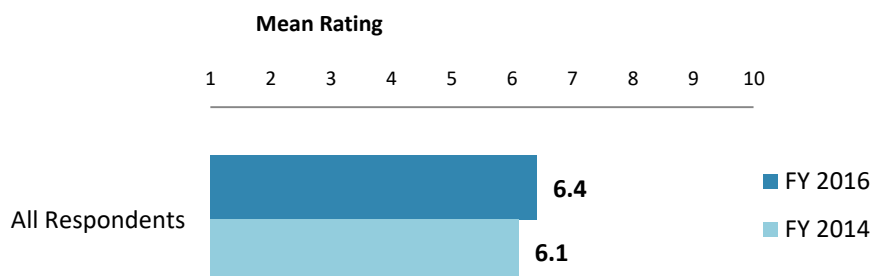
(*Significantly different between collaborators and non-collaborators with the WBG)

¹Indicator Question



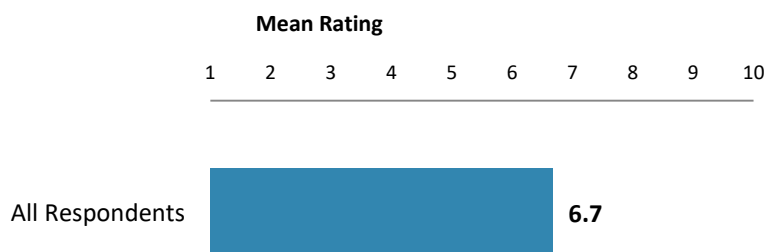
VII. How the World Bank Group Operates (continued)

Internal Measuring and Monitoring



"To what extent do you believe the World Bank Group measures and corrects its work in real time in Peru?" (1-"To no degree at all", 10-"To a very significant degree")

Reimbursable Advisory Services

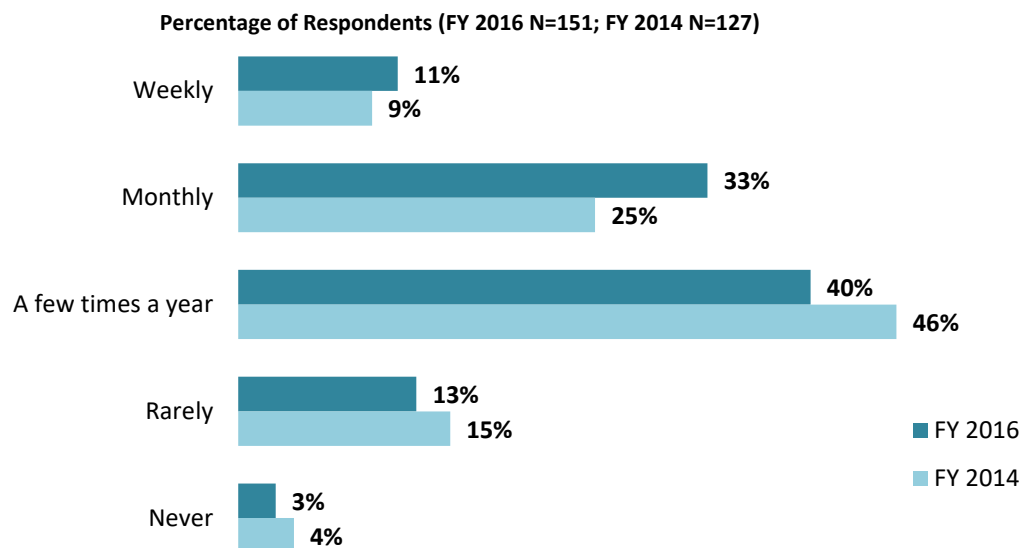


"To what extent do you believe that Peru received value for money from the World Bank Group's Reimbursable Advisory Services (RAS)?" (1-"To no degree at all", 10-"To a very significant degree")



VIII. World Bank Group's Knowledge and Instruments

Frequency of Consulting WBG Knowledge Work and Activities¹¹



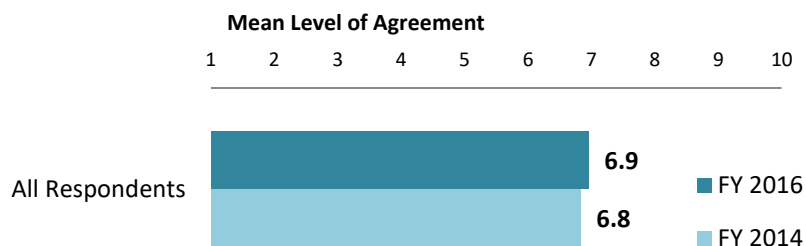
"How frequently do you consult World Bank Group's knowledge work and activities in the work you do?"
(Respondents chose from a list.)

¹¹ Percentages in this chart were calculated based on weighted data.




VIII. World Bank Group's Knowledge and Instruments (continued)

Meeting Peru's Knowledge Needs¹² (Indicator Question)



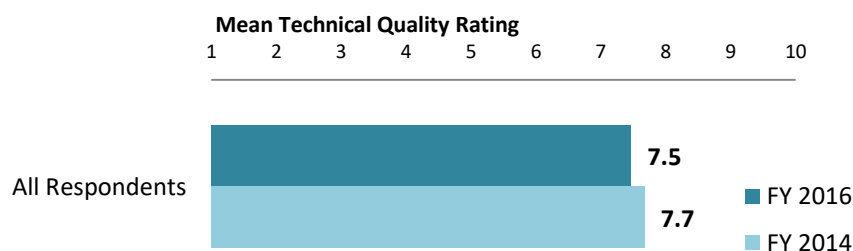
"The World Bank Group meets Peru's needs for knowledge services (e.g., research, analysis, data, technical assistance)" (1-"Strongly disagree", 10-"Strongly agree")

Contribution of the WBG's Knowledge Work and Activities (Indicator Question)



"Overall, how significant a contribution do you believe the World Bank Group's knowledge work and activities make to development results in your country?" (1-"Not significant at all", 10-"Very significant")

Technical Quality of the WBG's Knowledge Work and Activities (Indicator Question)



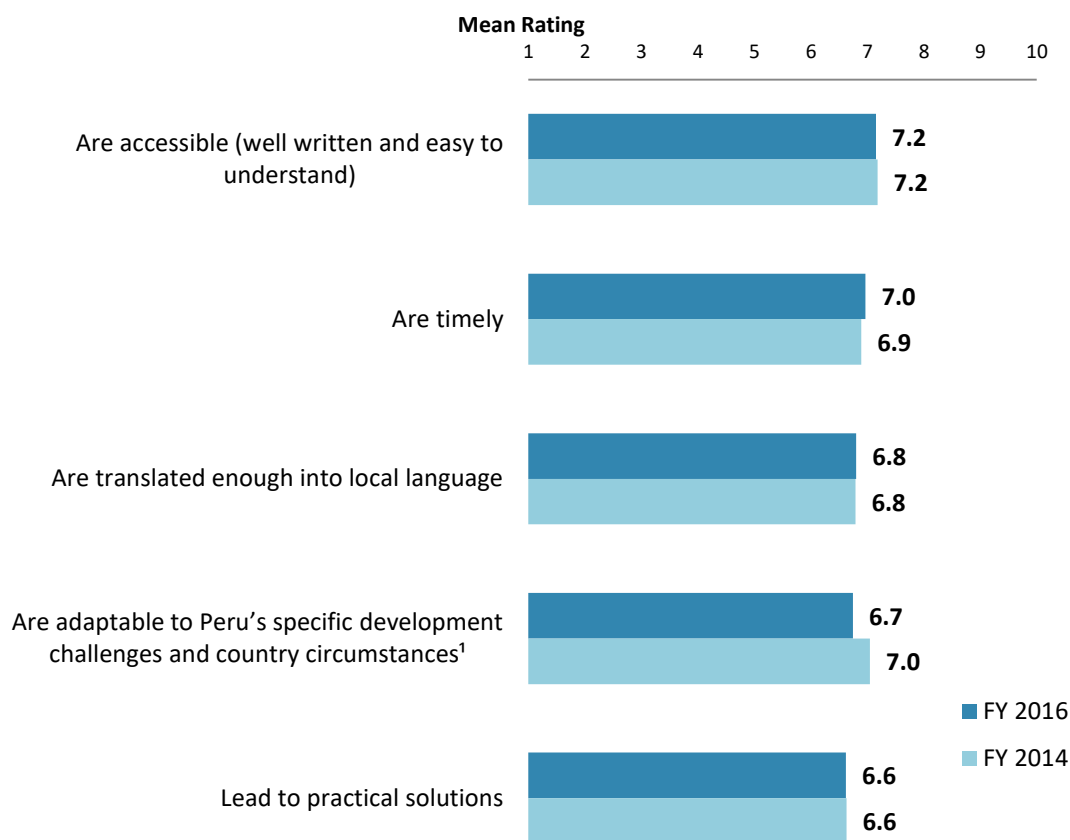
"Overall, how would you rate the technical quality of the World Bank Group's knowledge work and activities?" (1-"Very low technical quality", 10-"Very high technical quality")

¹²All means in the charts on this page were calculated based on weighted data.



VIII. World Bank Group's Knowledge and Instruments (continued)

Qualities of the WBG's Knowledge Work and Activities¹³




"In Peru, to what extent do you believe that the World Bank Group's knowledge work and activities:" (1-"To no degree at all", 10-"To a very significant degree")
Indicator Question

¹³ All means in this chart were calculated based on weighted data.



VIII. World Bank Group's Knowledge and Instruments (continued)

Meeting Peru's Needs for Financial Instruments¹⁴ (*Indicator Question*)



"The World Bank Group's financial instruments (i.e., investment lending, Development Policy Loan, Trust Funds, Program 4 Result, etc.) meet the needs of Peru."
(1-"Strongly disagree", 10-"Strongly agree")

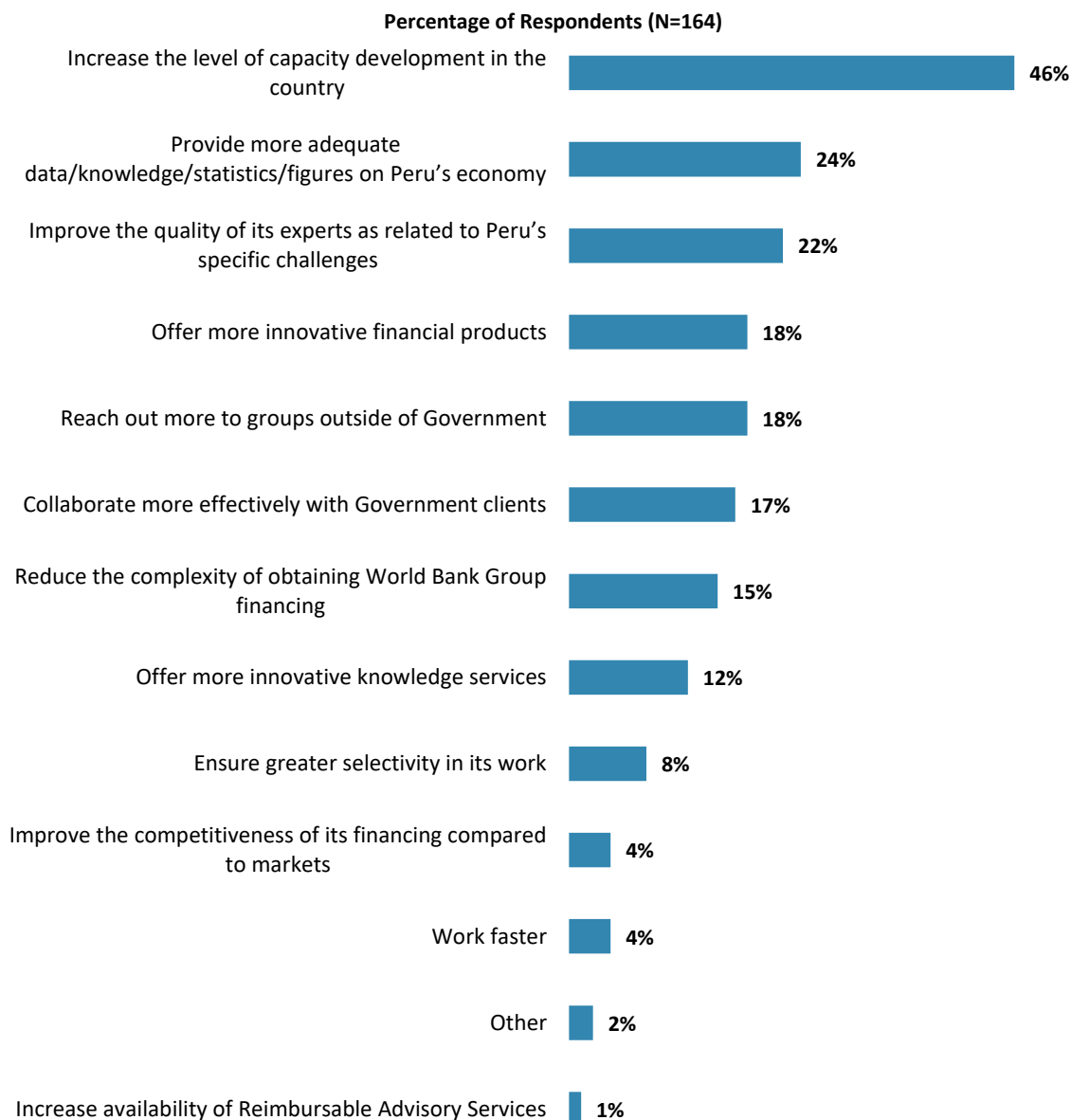
¹⁴ Means in this chart were calculated based on weighted data.



IX. The Future Role of the WBG in Peru

Making the World Bank Group of Greater Value

- **Year comparison:** Respondents in the previous FY'14 Country Survey indicated that the World Bank should “*increase the level of capacity development in the country, especially at subnational level*” (32%) to make itself of greater value in Peru.



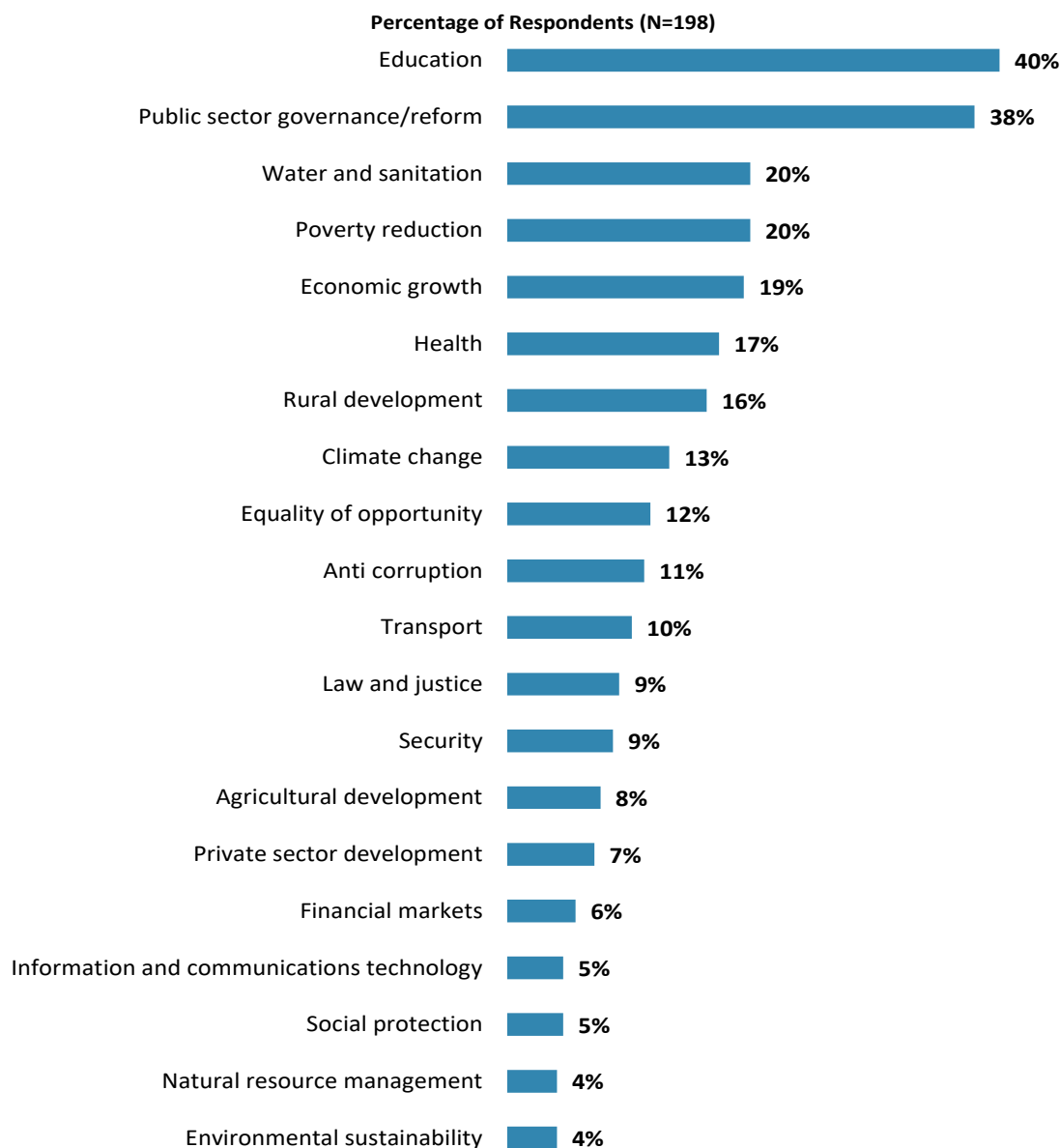
"Which of the following SHOULD the World Bank Group do to make itself of greater value in Peru? (Choose no more than TWO)" (Respondents chose from a list. Responses combined.)



IX. The Future Role of the WBG in Peru (continued)

Where the World Bank Group Should Focus its Resources

- **Year comparison:** Respondents in the previous FY'14 Country Survey indicated that the World Bank should focus its resources on “*education*” (55%) and “*public sector governance/reform*” (41%).

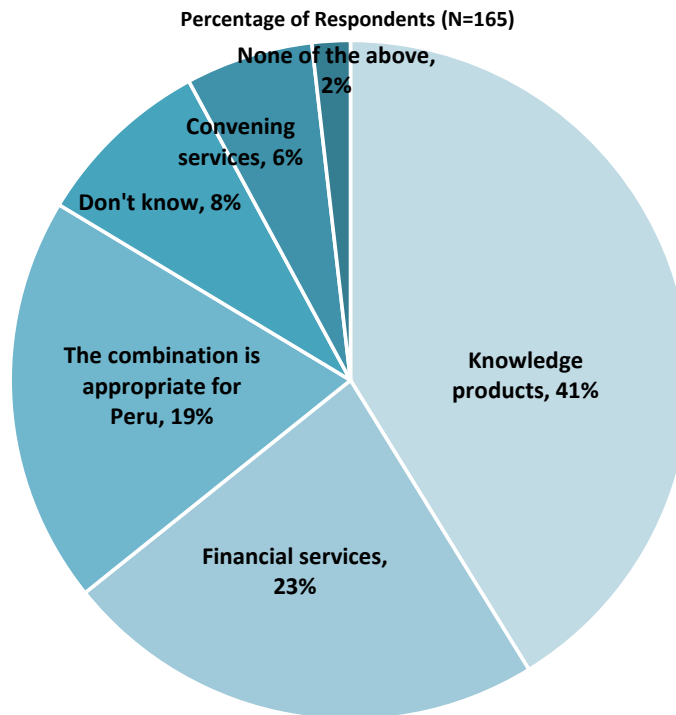


“When thinking about how the World Bank Group can have the most impact on development results in Peru, in which sectoral areas do you believe the WBG should focus most of its resources in Peru? (Choose no more than THREE)” (Respondents chose from a list. Responses combined. Top 20 of 31 response options shown.)



IX. The Future Role of the WBG in Peru (continued)

Future Combination of the WBG services



"When considering the combination of services that the World Bank Group offers in Peru, and taking into account its limited level of resources, which ONE of the following do you believe the WBG should offer more of in Peru?" (Respondents chose from a list.)
(Note: percentages may not total 100 due to rounding)

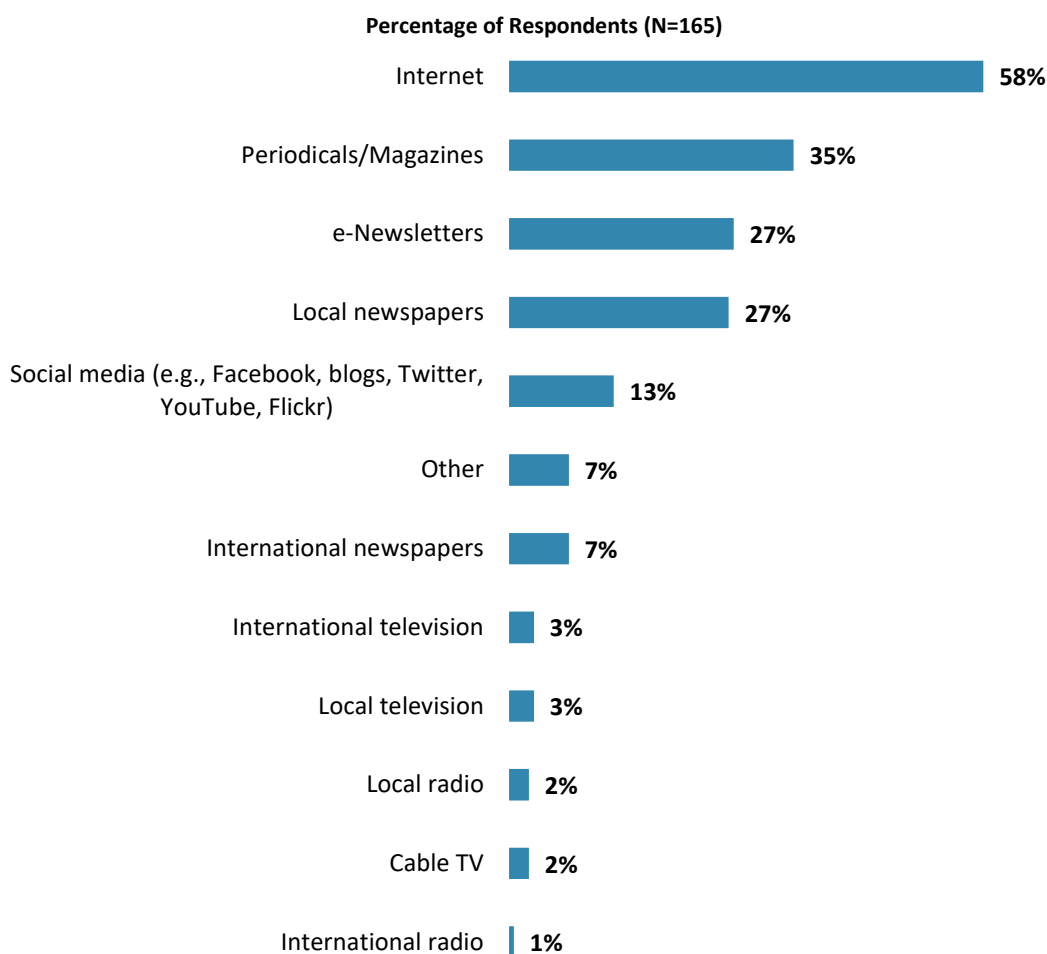


X. Communication and Outreach

Note: When considering the World Bank Group's future outreach with key constituencies, please see Appendix B (page 63) for all responses by stakeholder groups.

General Information Sources

- **Year comparison:** Respondents in the previous FY'14 Country Survey indicated that they got most of their information about economic and social development issues in Peru from “the Internet” (62%), “local newspapers (50%)”, and “periodicals” (41%).



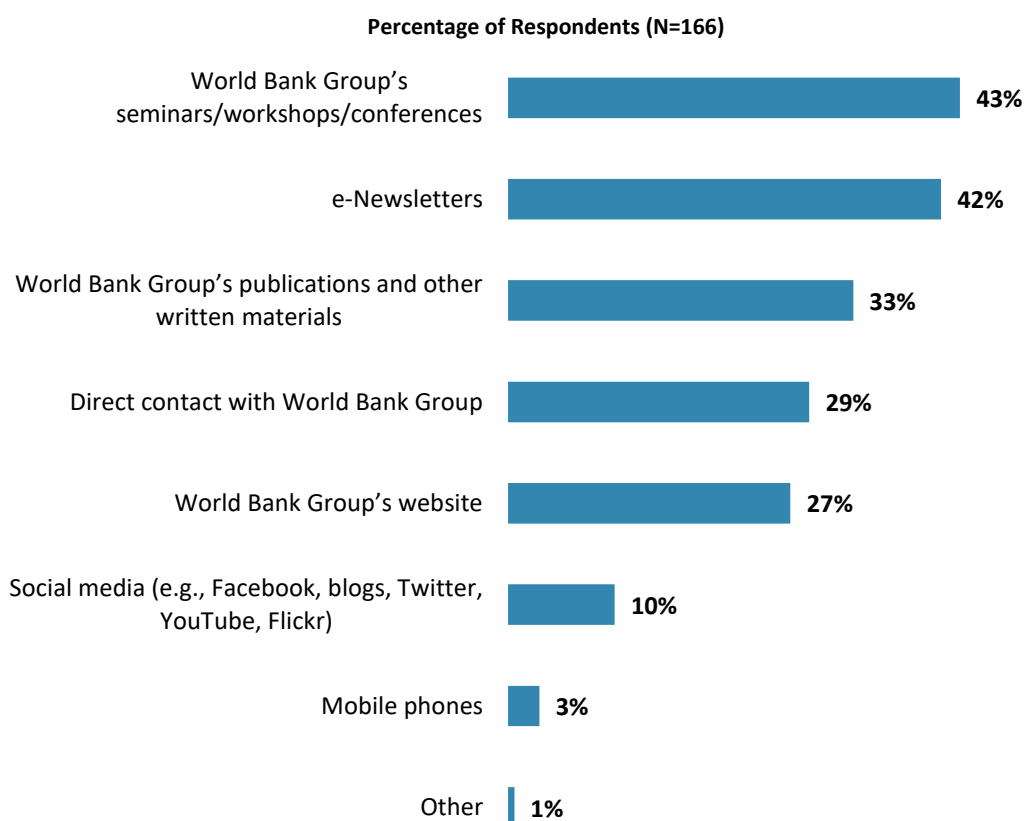
"How do you get most of your information about economic and social development issues in Peru? (Choose no more than TWO)" (Respondents chose from a list. Responses combined.)



X. Communication and Outreach (continued)

Preferred Information Sources

- **Year comparison:** Respondents in the previous FY'14 Country Survey indicated that they would prefer to receive information from the World Bank through “*e-Newsletters*” (46%), “*World Bank seminars/workshops/conferences*” (42%), and “*World Bank Group’s publications and other written materials*” (36%).



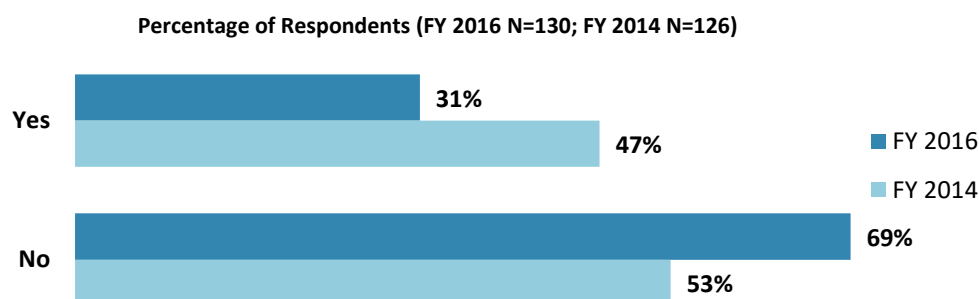
**"How would you prefer to receive information from the World Bank Group?
(Choose no more than TWO)" (Respondents chose from a list. Responses combined.)**



X. Communication and Outreach (continued)

Access to Information¹⁵

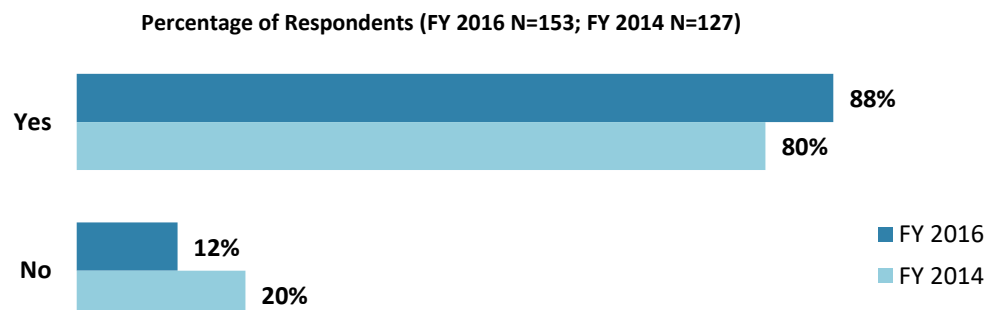
- **Year comparison:** This year's respondents were significantly less likely to be aware of the WBG's AI Policy compared to respondents in the FY'14 Country Survey.



"Are you aware of the World Bank Group's Access to Information Policy under which the WBG will now disclose any information in its possession that is not on a list of exceptions?"

The WBG Website Usage

- **Year comparison:** This year's respondents were significantly more likely to use or have used the WBG website compared to respondents in the FY'14 Country Survey.



"Do you use/have you used the World Bank Group website?"

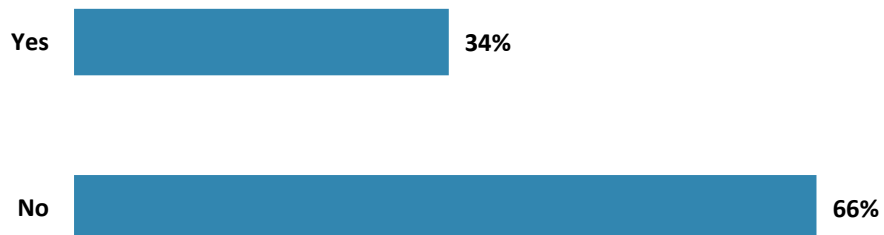
¹⁵ Percentages presented in the charts on this page were calculated based on weighted data.



X. Communication and Outreach (continued)

Use of the WBG's Social Media Channels

Percentage of Respondents (FY 2016 N=167)



"Do you currently consult the World Bank Group social media sites (e.g., blogs, Facebook, Twitter, YouTube, Flickr)?"



XI. Appendices

| | |
|---|----|
| A. Responses to All Questions across All Respondents..... | 44 |
| B. Responses to All Questions by Stakeholder Groups..... | 61 |
| C. Responses to Selected Questions by Level of Collaboration with the World Bank Group | 82 |
| D. Responses to Selected Questions by Year..... | 89 |
| E. Indicator Questions as a Function of Exposure to the WBG | 95 |
| F. WBG Country Opinion Survey FY16 – Peru Questionnaire | 96 |

Peru





Appendix A: Responses to All Questions across All Respondents (N=209)

All rating scale questions are presented with the total number of respondents that provided a rating (N), the number of respondents who indicated that they "Don't know" (DK), the mean rating across all respondents (Mean), and the standard deviation of this mean (SD). Indicator questions are noted with an asterisk ().*

A. General Issues Facing Peru

| 1. In general would you say that Peru is headed in ... ? | Percentage of Respondents (N=206) |
|--|--------------------------------------|
| The right direction | 80.1% |
| The wrong direction | 7.8% |
| Not sure | 12.1% |

**A. General Issues Facing Peru (continued)**

| 2. Listed below are a number of development priorities in Peru. Please identify which of the following you consider the most important development priorities in Peru? (Choose no more than THREE) | Percentage of Respondents (Responses Combined; N=208) |
|---|--|
| Education | 44.7% |
| Public sector governance/reform (i.e., government effectiveness, public financial management, public expenditure, fiscal system reform) | 43.3% |
| Poverty reduction | 27.4% |
| Anti corruption | 25.0% |
| Security (i.e., crime and violence) | 21.2% |
| Economic growth | 17.3% |
| Water and sanitation | 11.5% |
| Equality of opportunity (i.e., equity) | 9.6% |
| Rural development | 9.1% |
| Law and justice (e.g., judicial system) | 9.1% |
| Climate change (e.g., mitigation, adaptation) | 8.7% |
| Health | 8.7% |
| Transport (e.g., roads, bridges, transportation) | 8.7% |
| Private sector development | 6.7% |
| Global/regional integration | 5.8% |
| Social protection (e.g., pensions, targeted social assistance) | 5.8% |
| Natural resource management (e.g., oil, gas, mining) | 5.3% |
| Food security | 4.8% |
| Environmental sustainability | 4.3% |
| Gender equity | 3.8% |
| Information and communications technology | 3.4% |
| Urban development | 2.9% |
| Job creation/employment | 2.9% |
| Agricultural development | 1.9% |
| Financial markets | 1.4% |
| Disaster management | 1.4% |
| Energy | 1.0% |
| Foreign direct investment | 1.0% |
| Trade and exports | 0.5% |
| Regulatory framework | 0.5% |
| Communicable/non-communicable diseases | 0.0% |

**A. General Issues Facing Peru (continued)**

| 3. The World Bank Group has committed itself to twin goals: ending extreme poverty by 2030 and boosting shared prosperity. Poverty reduction is a broad term that encompasses work in many different areas. Which THREE areas of development listed below do you believe would contribute most to reducing poverty in Peru? (Choose no more than THREE) | Percentage of Respondents (Responses Combined; N=206) |
|--|--|
| Education | 54.9% |
| Economic growth | 31.6% |
| Water and sanitation | 31.1% |
| Rural development | 21.8% |
| Anti corruption | 20.4% |
| Equality of opportunity (i.e., equity) | 18.9% |
| Public sector governance/reform (i.e., government effectiveness, public financial management, public expenditure, fiscal system reform) | 18.9% |
| Health | 17.0% |
| Job creation/employment | 10.7% |
| Transport (e.g., roads, bridges, transportation) | 9.2% |
| Agricultural development | 8.7% |
| Social protection (e.g., pensions, targeted social assistance) | 7.3% |
| Security (i.e., crime and violence) | 6.8% |
| Law and justice (e.g., judicial system) | 5.3% |
| Information and communications technology | 5.3% |
| Gender equity | 4.9% |
| Private sector development | 4.4% |
| Climate change (e.g., mitigation, adaptation) | 3.9% |
| Foreign direct investment | 2.9% |
| Energy | 2.4% |
| Food security | 1.9% |
| Financial markets | 1.5% |
| Trade and exports | 1.5% |
| Regulatory framework | 1.5% |
| Natural resource management (e.g., oil, gas, mining) | 1.5% |
| Environmental sustainability | 1.5% |
| Urban development | 1.5% |
| Disaster management | 0.5% |
| Global/regional integration | 0.0% |
| Communicable/non-communicable diseases | 0.0% |

**A. General Issues Facing Peru (continued)**

| 4. The World Bank Group's "Shared Prosperity" goal captures two key elements, economic growth and equity. It will seek to foster income growth among the bottom 40 percent of a country's population. Improvement in the Shared Prosperity Indicator requires growth and well-being of the less well-off. When thinking about the idea of "shared prosperity" in your country, which of the following TWO best illustrate how this would be achieved in Peru? (Choose no more than TWO) | Percentage of Respondents (Responses Combined; N=200) |
|--|--|
| Consistent economic growth | 54.0% |
| Education and training that better ensure job opportunity | 51.5% |
| Better opportunity for the poor who live in rural areas | 19.5% |
| Greater access to health and nutrition for citizens | 13.0% |
| Greater access to micro-finance for the poor | 11.5% |
| Better quality public services | 11.0% |
| Better entrepreneurial opportunities (i.e., to start small and medium sized businesses) | 9.0% |
| Greater equity of fiscal policy | 7.5% |
| Greater voice and participation for citizens to help ensure greater accountability | 6.0% |
| A growing middle class | 5.0% |
| Better employment opportunities for young people | 4.0% |
| More reliable social safety net | 3.5% |
| Better employment opportunities for women | 1.5% |
| Other | 1.5% |
| Better opportunity for the poor who live in urban areas | 1.0% |

| 5. Do you think the gap between the rich and the poor is a very big problem, a moderately big problem, a small problem, or not a problem at all in Peru? (Select only ONE response) | Percentage of Respondents (N=199) |
|--|--|
| A very big problem | 61.3% |
| A moderately big problem | 32.2% |
| A small problem | 4.5% |
| Not a problem at all | 2.0% |
| Don't know | 0.0% |

| 6. In your view, is global climate change a very serious problem, somewhat serious, not too serious, or not a problem? (Select only ONE response) | Percentage of Respondents (N=199) |
|--|--|
| A very serious problem | 80.9% |
| A somewhat serious problem | 16.6% |
| Not too serious problem | 1.5% |
| Not a problem | 1.0% |
| Don't know | 0.0% |

**B. Overall Attitudes toward the World Bank Group**

| How familiar are you with the work of these organizations in Peru? (1-Not familiar at all, 10-Extremely familiar) | Familiarity | | | |
|---|-------------|----|------|------|
| | N | DK | Mean | SD |
| 1. World Bank Group (WBG) | 198 | 0 | 7.16 | 1.98 |
| 2. Inter-American Development Bank (IDB/BID) | 196 | 0 | 7.27 | 1.93 |
| 3. Latin American Development Bank (CAF) | 192 | 0 | 6.13 | 2.34 |

| Overall, please rate your impression of the effectiveness of these organizations in Peru. (1-Not effective at all, 10-Extremely effective) | Effectiveness | | | |
|--|---------------|----|------|------|
| | N | DK | Mean | SD |
| 4. World Bank Group (WBG)* | 181 | 17 | 7.16 | 1.66 |
| 5. Inter-American Development Bank (IDB/BID) | 182 | 15 | 7.04 | 1.71 |
| 6. Latin American Development Bank (CAF) | 148 | 44 | 6.42 | 1.84 |

| Staff Preparedness | N | DK | Mean | SD |
|--|-----|----|------|------|
| 7. To what extent do you believe the World Bank Group's staff is well prepared (e.g., skills and knowledge) to help Peru solve its most complicated development challenges? (1-To no degree at all, 10-To a very significant degree) | 185 | 13 | 7.71 | 1.51 |

**B. Overall Attitudes toward the World Bank Group (continued)**

| 8. When thinking about how the World Bank Group can have the most impact on development results in Peru, in which sectoral areas do you believe the World Bank Group should focus most of its resources (financial and knowledge services) in Peru? (Choose no more than THREE) | Percentage of Respondents (Responses Combined; N=198) |
|--|--|
| Education | 39.9% |
| Public sector governance/reform (i.e., government effectiveness, public financial management, public expenditure, fiscal system reform) | 37.9% |
| Water and sanitation | 19.7% |
| Poverty reduction | 19.7% |
| Economic growth | 19.2% |
| Health | 17.2% |
| Rural development | 16.2% |
| Climate change (e.g., mitigation, adaptation) | 13.1% |
| Equality of opportunity (i.e., equity) | 11.6% |
| Anti corruption | 11.1% |
| Transport (e.g., roads, bridges, transportation) | 10.1% |
| Law and justice (e.g., judicial system) | 9.1% |
| Security (i.e., crime and violence) | 8.6% |
| Agricultural development | 7.6% |
| Private sector development | 7.1% |
| Financial markets | 5.6% |
| Information and communications technology | 4.5% |
| Social protection (e.g., pensions, targeted social assistance) | 4.5% |
| Natural resource management (e.g., oil, gas, mining) | 4.0% |
| Environmental sustainability | 4.0% |
| Job creation/employment | 4.0% |
| Food security | 3.5% |
| Gender equity | 3.5% |
| Urban development | 3.5% |
| Global/regional integration | 2.5% |
| Regulatory framework | 2.5% |
| Foreign direct investment | 2.0% |
| Energy | 1.5% |
| Trade and exports | 1.5% |
| Disaster management | 1.0% |
| Communicable/non-communicable diseases | 0.0% |

**B. Overall Attitudes toward the World Bank Group (continued)**

| 9. When thinking about the World Bank Group's role, which activity do you believe is of greatest VALUE and which activity is of second greatest value in Peru? | Percentage of Respondents (N=195) | | |
|--|-----------------------------------|--------------------------------|----------|
| | Greatest Value | 2 nd Greatest Value | Combined |
| Policy advice, studies, analyses | 45.6% | 16.1% | 61.7% |
| Financial resources | 15.9% | 21.8% | 37.7% |
| Technical assistance | 16.9% | 19.2% | 36.1% |
| Capacity development | 7.2% | 14.5% | 21.7% |
| Help to bring discipline/effective supervision to implementation of investment projects | 5.1% | 9.8% | 15.0% |
| Mobilizing third party financial resources | 4.1% | 4.1% | 8.2% |
| Data and statistics | 3.1% | 4.7% | 7.7% |
| Convening/Facilitating | 1.0% | 5.2% | 6.2% |
| Linkage to non-Bank expertise (i.e., South-South knowledge sharing) | 0.0% | 3.1% | 3.1% |
| Donor coordination | 0.5% | 1.0% | 1.5% |
| Other | 0.5% | 0.5% | 1.0% |

| 10. Which of the following do you identify as the World Bank Group's greatest WEAKNESSES in its work in Peru? (Choose no more than TWO) | Percentage of Respondents (Responses Combined; N=195) |
|---|---|
| Not enough public disclosure of its work | 22.1% |
| World Bank Group's processes too slow (e.g., too bureaucratic in its operational policies and procedures) | 20.5% |
| World Bank Group's processes too complex | 16.4% |
| Not adequately sensitive to political/social realities in Peru | 13.3% |
| Too influenced by developed countries | 12.8% |
| Not collaborating enough with stakeholders outside the Government | 11.3% |
| Imposing technocratic solutions without regard to political realities | 10.8% |
| Not aligned with country priorities | 8.2% |
| Don't know | 8.2% |
| Its advice and strategies do not lend themselves to practical problem solving | 7.7% |
| Not exploring alternative policy options | 6.7% |
| Not willing to honestly criticize policies and reform efforts in the country | 6.2% |
| Staff too inaccessible | 6.2% |
| Arrogant in its approach | 5.1% |
| Not aligned with other donors' work | 5.1% |
| Not client focused | 3.1% |
| Other | 1.5% |
| The credibility of its knowledge/data | 0.5% |

**B. Overall Attitudes toward the World Bank Group (continued)**

| 11. Which World Bank Group's instruments do you believe are the MOST effective in reducing poverty in Peru? (Choose no more than TWO) | Percentage of Respondents (Responses Combined; N=194) |
|--|--|
| Technical assistance (advice, best practice, international experience, etc.) | 46.9% |
| Investment lending (financing specific projects) | 46.4% |
| Policy based lending/budget support to the Government | 29.9% |
| Capacity development | 22.2% |
| Knowledge products/services (analytical work, studies, surveys, etc.) | 20.6% |
| Multi-sectoral approaches | 10.3% |
| Don't know | 4.6% |
| Trust Fund management | 3.6% |
| Other | 0.5% |

| 12. To what extent do you believe that the World Bank Group's work and support help the poorest in Peru? (Select only ONE response) | Percentage of Respondents (N=194) |
|--|--|
| To a fully sufficient degree | 3.1% |
| To a somewhat sufficient degree | 37.1% |
| To a somewhat insufficient degree | 50.0% |
| To a very insufficient degree | 4.1% |
| Don't know | 5.7% |

| To what extent do you agree with the following statements about the World Bank Group's work in Peru? (1-Strongly disagree, 10-Strongly agree) | Level of Agreement | | | |
|--|---------------------------|-----------|-------------|-----------|
| | N | DK | Mean | SD |
| 13. Overall the World Bank Group currently plays a relevant role in development in Peru* | 189 | 3 | 6.30 | 1.73 |
| 14. The World Bank Group's work is aligned with what I consider the development priorities for Peru* | 187 | 6 | 6.59 | 1.58 |

**B. Overall Attitudes toward the World Bank Group (continued)**

| To what extent is the World Bank Group an effective development partner in Peru, in terms of each of the following? (1-To no degree at all, 10-To a very significant degree) | Degree | | | |
|--|--------|----|------|------|
| | N | DK | Mean | SD |
| 15. Responsiveness to needs* | 164 | 17 | 6.20 | 1.84 |
| 16. Flexibility (in terms of the institution's products and services)* | 168 | 15 | 5.99 | 1.80 |
| 17. Flexibility (in terms of changing country circumstances)* | 171 | 14 | 6.06 | 1.81 |
| 18. Being inclusive* | 168 | 14 | 6.41 | 1.78 |
| 19. Openness (sharing data and other information)* | 176 | 7 | 7.09 | 1.90 |
| 20. Collaboration with the Government* | 173 | 11 | 7.29 | 1.68 |
| 21. The speed in which it gets things accomplished on the ground* | 158 | 20 | 5.98 | 1.85 |
| 22. Ease of access to the people at the World Bank Group who are making decisions important to my work* | 167 | 14 | 6.44 | 2.17 |
| 23. Collaboration with civil society* | 153 | 26 | 6.12 | 2.04 |
| 24. Staff accessibility* | 163 | 20 | 6.55 | 2.18 |
| 25. Collaboration with other donors and development partners* | 147 | 30 | 6.66 | 1.92 |
| 26. Collaboration with the private sector* | 144 | 37 | 6.63 | 1.80 |
| 27. Straightforwardness and honesty* | 162 | 18 | 7.46 | 1.86 |
| 28. Treating clients and stakeholders in Peru with respect* | 168 | 14 | 7.54 | 1.80 |
| 29. Being a long-term partner* | 163 | 19 | 7.75 | 1.96 |

| 30. When World Bank Group assisted reform efforts fail or are slow to take place, which of the following would you attribute this to? (Choose no more than TWO) | Percentage of Respondents (Responses Combined; N=186) |
|---|---|
| Lack of/inadequate levels of capacity in Government | 33.9% |
| The Government works inefficiently | 26.9% |
| Political pressures and obstacles | 24.7% |
| The World Bank Group is not sensitive enough to political/social realities on the ground | 23.1% |
| There is not an adequate level of citizen/civil society participation | 23.1% |
| Reforms are not well thought out in light of country challenges | 16.1% |
| The World Bank Group does not do adequate follow through/follow-up | 11.3% |
| The World Bank Group works too slowly | 9.1% |
| Poor donor coordination | 8.1% |
| Other | 2.2% |

**C. World Bank Group's Effectiveness and Results**

| 1. In your opinion, how IMPORTANT is it for the World Bank Group to be involved in the following areas of development in Peru? (1-Not important at all, 10-Very important) | Importance | | | |
|---|------------|----|------|------|
| | N | DK | Mean | SD |
| 1. Security (i.e., crime and violence) | 149 | 21 | 6.87 | 2.35 |
| 2. Financial markets | 156 | 13 | 7.46 | 1.88 |
| 3. Transport (e.g., roads, bridges, transportation) | 159 | 12 | 7.61 | 1.87 |
| 4. Anti corruption | 162 | 14 | 7.76 | 2.08 |
| 5. Law and justice (e.g., judicial system) | 152 | 19 | 7.21 | 2.13 |
| 6. Urban development | 154 | 17 | 7.47 | 2.01 |
| 7. Environmental sustainability | 164 | 9 | 7.88 | 1.93 |
| 8. Trade and exports | 146 | 19 | 7.11 | 1.98 |
| 9. Information and communications technology | 156 | 14 | 7.43 | 1.88 |
| 10. Poverty reduction | 164 | 12 | 8.48 | 1.84 |
| 11. Gender equity | 162 | 11 | 7.52 | 2.14 |
| 12. Private sector development | 153 | 17 | 7.42 | 1.93 |
| 13. Foreign direct investment | 152 | 16 | 7.19 | 2.12 |
| 14. Water and sanitation | 162 | 10 | 8.33 | 1.74 |
| 15. Regulatory framework | 158 | 13 | 7.50 | 2.02 |
| 16. Economic growth | 160 | 13 | 8.23 | 1.74 |
| 17. Energy | 159 | 12 | 7.84 | 1.90 |
| 18. Disaster management | 150 | 18 | 7.67 | 1.98 |
| 19. Public sector governance/reform (i.e., government effectiveness, public financial management, public expenditure, fiscal system reform) | 163 | 11 | 8.26 | 1.76 |
| 20. Job creation/employment | 154 | 16 | 7.03 | 2.12 |
| 21. Communicable/non-communicable diseases | 149 | 21 | 6.87 | 2.13 |
| 22. Equality of opportunity (i.e., equity) | 155 | 14 | 7.59 | 2.09 |
| 23. Social protection (e.g., pensions reform, targeted social assistance) | 159 | 12 | 7.26 | 2.18 |
| 24. Rural development | 155 | 15 | 7.88 | 1.94 |
| 25. Global/regional integration | 145 | 21 | 7.50 | 2.06 |
| 26. Food security | 150 | 19 | 7.41 | 2.16 |
| 27. Natural resource management (e.g., oil, gas, mining) | 153 | 17 | 7.58 | 2.08 |
| 28. Health | 154 | 16 | 8.01 | 2.02 |
| 29. Climate change (e.g., mitigation, adaptation) | 158 | 14 | 8.08 | 1.91 |
| 30. Agricultural development | 155 | 16 | 7.88 | 1.87 |
| 31. Education | 155 | 18 | 8.48 | 1.88 |

**C. World Bank Group's Effectiveness and Results (continued)**

| 2. How EFFECTIVE do you believe the World Bank Group is in terms of the work it does in the following areas of development in Peru? (1-Not effective at all, 10-Very effective) | Effectiveness | | | |
|--|---------------|-----|------|------|
| | N | DK | Mean | SD |
| 1. Gender equity | 74 | 94 | 6.09 | 2.03 |
| 2. Information and communications technology | 66 | 101 | 6.53 | 1.96 |
| 3. Transport (e.g., roads, bridges, transportation) | 86 | 78 | 7.06 | 1.93 |
| 4. Security (i.e., crime and violence) | 58 | 108 | 5.69 | 1.89 |
| 5. Law and justice (e.g., judicial system) | 71 | 94 | 6.34 | 2.08 |
| 6. Urban development | 76 | 88 | 6.64 | 2.00 |
| 7. Environmental sustainability | 90 | 75 | 6.93 | 1.89 |
| 8. Regulatory framework | 84 | 77 | 6.77 | 2.04 |
| 9. Communicable/non-communicable diseases | 58 | 103 | 6.07 | 2.08 |
| 10. Poverty reduction | 126 | 43 | 7.40 | 1.95 |
| 11. Anti corruption | 84 | 82 | 6.35 | 2.25 |
| 12. Private sector development | 87 | 74 | 7.20 | 1.86 |
| 13. Foreign direct investment | 79 | 82 | 7.22 | 1.99 |
| 14. Water and sanitation | 108 | 54 | 7.49 | 1.96 |
| 15. Trade and exports | 74 | 86 | 7.04 | 1.82 |
| 16. Economic growth | 110 | 55 | 7.57 | 1.87 |
| 17. Health | 99 | 67 | 7.18 | 2.04 |
| 18. Disaster management | 79 | 85 | 6.80 | 2.25 |
| 19. Public sector governance/reform (i.e., government effectiveness, public financial management, public expenditure, fiscal system reform) | 113 | 52 | 7.08 | 2.10 |
| 20. Job creation/employment | 76 | 86 | 6.72 | 2.04 |
| 21. Financial markets | 90 | 73 | 7.40 | 1.80 |
| 22. Equality of opportunity (i.e., equity) | 92 | 72 | 6.95 | 2.12 |
| 23. Energy | 82 | 82 | 7.22 | 1.77 |
| 24. Rural development | 95 | 69 | 7.08 | 2.02 |
| 25. Global/regional integration | 82 | 80 | 7.35 | 1.88 |
| 26. Food security | 80 | 83 | 7.23 | 2.10 |
| 27. Education | 109 | 56 | 7.21 | 2.14 |
| 28. Social protection (e.g., pensions, targeted social assistance) | 81 | 81 | 6.96 | 2.08 |
| 29. Climate change (e.g., mitigation, adaptation) | 92 | 70 | 7.30 | 2.00 |
| 30. Agricultural development | 87 | 78 | 7.16 | 2.05 |
| 31. Natural resource management (e.g., oil, gas, mining) | 87 | 76 | 7.08 | 2.11 |

**C. World Bank Group's Effectiveness and Results (continued)**

| Achieving Development Results* | N | DK | Mean | SD |
|---|----------|-----------|-------------|-----------|
| 3. To what extent does the World Bank Group's work help to achieve development results in Peru? <i>(1-To no degree at all, 10-To a very significant degree)</i> | 162 | 7 | 6.62 | 1.47 |
| To what extent do you agree with the following statements about the World Bank Group in Peru? <i>(1-Strongly disagree, 10-Strongly agree)</i> | N | DK | Mean | SD |
| 4. The World Bank Group's financial instruments (i.e., investment lending, Development Policy Loan, Trust Funds, Program 4 Result, etc.) meet the needs of Peru* | 153 | 17 | 6.73 | 1.77 |
| 5. The World Bank Group meets Peru's needs for knowledge services (e.g., research, analysis, data, technical assistance)* | 160 | 10 | 6.87 | 1.75 |
| Reimbursable Advisory Services | N | DK | Mean | SD |
| 6. To what extent do you believe that Peru received value for money from the World Bank Group's Reimbursable Advisory Services (RAS)? <i>(1-To no degree at all, 10-To a very significant degree)</i> | 126 | 43 | 6.67 | 1.78 |
| Measuring The World Bank Group's Work | N | DK | Mean | SD |
| 7. To what extent do you believe the World Bank Group measures and corrects its work in real time in Peru? <i>(1-To no degree at all, 10-To a very significant degree)</i> | 127 | 42 | 6.31 | 1.81 |

D. The World Bank Group's Knowledge Work and Activities

| 1. How frequently do you consult World Bank Group’s knowledge work and activities in the work you do? | Percentage of Respondents (N=168) | | | |
|---|-----------------------------------|--|--|--|
| Weekly | 11.3% | | | |
| Monthly | 33.3% | | | |
| A few times a year | 40.5% | | | |
| Rarely | 11.9% | | | |
| Never | 3.0% | | | |

| In Peru, to what extent do you believe that the World Bank Group’s knowledge work and activities: (1-To no degree at all, 10-To a very significant degree) | Degree | | | |
|--|--------|----|------|------|
| | N | DK | Mean | SD |
| 2. Are timely | 149 | 18 | 6.97 | 1.65 |
| 3. Lead to practical solutions | 151 | 15 | 6.64 | 1.71 |
| 4. Are accessible (well written and easy to understand) | 157 | 11 | 7.15 | 1.74 |
| 5. Are translated enough into local language | 147 | 20 | 6.80 | 2.01 |
| 6. Are adaptable to Peru’s specific development challenges and country circumstances* | 150 | 17 | 6.79 | 1.82 |

| Overall Evaluations | N | DK | Mean | SD |
|---|-----|----|------|------|
| 7. Overall, how significant a contribution do you believe the World Bank Group’s knowledge work and activities make to development results in your country?*(1-Not significant at all, 10-Very significant) | 158 | 11 | 7.18 | 1.60 |
| 8. Overall, how would you rate the technical quality of the World Bank Group’s knowledge work and activities?*(1-Very low technical quality, 10-Very high technical quality) | 164 | 6 | 7.41 | 1.54 |

**E. Working with the World Bank Group**

| To what extent do you agree/disagree with the following statements? (1-Strongly disagree, 10-Strongly agree) | Level of Agreement | | | |
|--|--------------------|----|------|------|
| | N | DK | Mean | SD |
| 1. The World Bank Group disburses funds promptly | 97 | 66 | 6.52 | 2.00 |
| 2. The World Bank Group effectively monitors and evaluates the projects and programs it supports | 133 | 31 | 7.00 | 1.78 |
| 3. The World Bank Group's approvals and reviews are done in a timely fashion | 109 | 52 | 6.61 | 1.81 |
| 4. The World Bank Group's "Safeguard Policy" requirements are reasonable | 99 | 62 | 6.59 | 1.68 |
| 5. The World Bank Group's conditions on its lending are reasonable | 116 | 46 | 6.66 | 1.75 |
| 6. The World Bank Group takes decisions quickly in Peru* | 113 | 49 | 6.44 | 1.89 |
| 7. Working with the World Bank Group increases Peru's institutional capacity | 138 | 24 | 7.09 | 1.85 |
| 8. Where country systems (e.g., procurement, financial management, etc.) are adequate, the World Bank Group makes appropriate use of them* | 95 | 66 | 6.80 | 1.86 |
| 9. The World Bank Group provides effective implementation support (i.e., supervision of projects) | 116 | 45 | 7.03 | 1.75 |

| WBG Promoting PPP in Peru | N | DK | Mean | SD |
|---|-----|----|------|------|
| 10. To what extent do you believe that the World Bank Group's work helps to find solutions that promote private public partnerships in Peru? (1-To no degree at all, 10-To a very significant degree) | 125 | 37 | 6.79 | 1.76 |

| 11. Which of the following best describes the World Bank Group's support in Peru? (Select only ONE response) | Percentage of Respondents (N=163) |
|---|-----------------------------------|
| The World Bank Group is sufficiently selective and focuses on the most important development challenges in Peru | 51.5% |
| The World Bank Group is not sufficiently selective in Peru, and it is involved in too many areas of development | 19.0% |
| Don't know | 29.4% |

F. The Future Role of the World Bank Group in Peru

| 1. Which of the following SHOULD the World Bank Group do to make itself of greater value in Peru? (Choose no more than TWO) | Percentage of Respondents (Responses Combined; N=164) |
|---|---|
| Increase the level of capacity development in the country | 45.7% |
| Provide more adequate data/knowledge/statistics/figures on Peru's economy | 23.8% |
| Improve the quality of its experts as related to Peru's specific challenges | 22.0% |
| Offer more innovative financial products | 18.3% |
| Reach out more to groups outside of Government | 18.3% |
| Collaborate more effectively with Government clients (e.g., national, state, local) | 17.1% |
| Reduce the complexity of obtaining World Bank Group financing | 15.2% |
| Offer more innovative knowledge services | 12.2% |
| Ensure greater selectivity in its work | 7.9% |
| Improve the competitiveness of its financing compared to markets (e.g., cost, timeliness, other terms) | 4.3% |
| Work faster | 4.3% |
| Other | 2.4% |
| Increase availability of Reimbursable Advisory Services (RAS) | 1.2% |

**F. The Future Role of the World Bank Group in Peru (continued)**

| 2. When considering the combination of services that the World Bank Group offers in Peru, and taking into account its limited level of resources, which ONE of the following do you believe the World Bank Group should offer more of in Peru? (Select only ONE response) | Percentage of Respondents (N=165) |
|--|--|
| Knowledge products | 41.2% |
| Financial services | 23.0% |
| The combination is appropriate for Peru | 19.4% |
| Don't know | 8.5% |
| Convening services | 6.1% |
| None of the above | 1.8% |

G. Communication and Information Sharing

| 1. How do you get most of your information about economic and social development issues in Peru? (Choose no more than TWO) | Percentage of Respondents (Responses Combined; N=165) |
|---|--|
| Internet | 57.6% |
| Periodicals/Magazines | 34.5% |
| e-Newsletters | 27.3% |
| Local newspapers | 26.7% |
| Social media (e.g., Facebook, blogs, Twitter, YouTube, Flickr) | 12.7% |
| Other | 7.3% |
| International newspapers | 7.3% |
| International television | 3.0% |
| Local television | 3.0% |
| Local radio | 2.4% |
| Cable TV | 2.4% |
| International radio | 0.6% |

| 2. How would you prefer to receive information from the World Bank Group? (Choose no more than TWO) | Percentage of Respondents (Responses Combined; N=166) |
|--|--|
| World Bank Group's seminars/workshops/conferences | 43.4% |
| e-Newsletters | 41.6% |
| World Bank Group's publications and other written materials | 33.1% |
| Direct contact with World Bank Group (i.e., face to face meetings/discussions) | 28.9% |
| World Bank Group's website | 27.1% |
| Social media (e.g., Facebook, blogs, Twitter, YouTube, Flickr) | 10.2% |
| Mobile phones | 3.0% |
| Other | 0.6% |

| 3. Are you aware of the World Bank Group's Access to Information Policies under which the World Bank Group discloses any information in its possession that is not on a list of exceptions? | Percentage of Respondents (N=144) |
|--|--|
| Yes | 29.9% |
| No | 70.1% |

**G. Communication and Information Sharing (continued)**

| 4. If yes, from which of the following sources did you learn about the World Bank Group's Access to Information Policies? (Select only ONE response) | Percentage of Respondents (N=42) |
|---|---|
| World Bank Group's website | 59.5% |
| World Bank Group's seminars/workshops/conferences | 16.7% |
| Colleagues/Friends/Peer organizations | 14.3% |
| World Bank Group's e-Newsletters | 4.8% |
| News/Media | 2.4% |
| Other | 2.4% |

| 5. Have you requested information from the World Bank Group on its activities in the past year? | Percentage of Respondents (N=167) |
|--|--|
| Yes | 26.9% |
| No | 73.1% |

| 6. Were you able to obtain this information? | Percentage of Respondents (N=45) |
|---|---|
| Yes | 84.4% |
| No | 15.6% |

| 7. Do you use/have you used the World Bank Group website? | Percentage of Respondents (N=168) |
|--|--|
| Yes | 87.5% |
| No | 12.5% |

| 8. Do you currently consult the World Bank Group social media sites (e.g., Facebook, blogs, Twitter, YouTube, and Flickr)? | Percentage of Respondents (N=167) |
|---|--|
| Yes | 33.5% |
| No | 66.5% |

| Please rate how much you agree with the following statements. <i>(1-Strongly disagree, 10-Strongly agree)</i> | Level of Agreement | | | |
|--|---------------------------|-----------|-------------|-----------|
| | N | DK | Mean | SD |
| 9. When I need information from the World Bank Group I know how to find it (e.g., whom to call, where to reach them, etc.) | 158 | 8 | 6.97 | 2.21 |
| 10. The World Bank Group's social media channels (e.g., blogs, Facebook, Twitter, YouTube, Flickr) are valuable sources of information about the institution | 109 | 54 | 6.39 | 2.33 |
| 11. The World Bank Group is responsive to my information requests and inquiries | 109 | 54 | 6.99 | 2.17 |

**H. Background Information**

| 1. Which of the following best describes your current position? (Select only ONE response) | Percentage of Respondents (N=207) |
|--|--|
| Employee of a Ministry, Ministerial Department or Implementation Agency | 20.8% |
| Bilateral/Multilateral Agency | 10.6% |
| Private Sector Organization | 9.7% |
| Media (press, radio, TV, web, etc.) | 9.7% |
| NGO/Community Based Organization | 8.7% |
| Academia/Research Institute/Think Tank | 7.2% |
| Other | 7.2% |
| Office of Minister | 6.3% |
| Project Management Unit (PMU) overseeing implementation of project/Consultant/Contractor working on World Bank Group supported project/program | 5.8% |
| Independent Government Institution (i.e., Regulatory Agency, Central Bank/oversight institution) | 5.8% |
| Financial Sector/Private Bank | 5.3% |
| Private Foundation | 1.4% |
| Office of the President, Prime Minister | 0.5% |
| Office of Parliamentarian | 0.5% |
| Judiciary Branch | 0.5% |

| 2. Please identify the primary specialization of your work. (Select only ONE response) | Percentage of Respondents (N=205) |
|---|--|
| Other | 17.1% |
| Generalist (specialized in multiple sectors) | 13.2% |
| Finance and markets | 11.7% |
| Education | 8.8% |
| Macroeconomics and fiscal management | 6.8% |
| Governance | 6.3% |
| Agriculture | 5.4% |
| Trade and competitiveness | 3.9% |
| Transport and ICT | 3.9% |
| Poverty | 3.9% |
| Urban, rural, and social development | 3.4% |
| Health, nutrition, and population | 2.9% |
| Energy and extractives | 2.9% |
| Environment and natural resources | 2.4% |
| Social protection and labor | 2.0% |
| Water | 1.5% |
| Public-private partnerships | 1.5% |
| Fragility, conflict and violence | 1.0% |
| Climate Change | 1.0% |
| Gender | 0.5% |

| 3. Currently, do you professionally collaborate/work with the World Bank Group (IBRD, IFC, or MIGA) in your country? (Select only ONE response) | Percentage of Respondents (N=206) |
|--|--|
| Yes | 28.2% |
| No | 71.8% |

**H. Background Information (continued)**

| 4. Which of the following agencies of the World Bank Group do you primarily engage with in Peru? (Select only ONE response) | Percentage of Respondents (N=191) |
|--|--|
| The World Bank (IBRD) | 73.3% |
| The International Finance Corporation (IFC) | 20.4% |
| The Multilateral Investment Guarantee Agency (MIGA) | 0.5% |
| Other | 5.8% |

| 5. Do your projects involve both the World Bank and the IFC? | Percentage of Respondents (N=195) |
|---|--|
| Yes | 28.7% |
| No | 71.3% |

| 6. If yes, what was your view of how the two institutions work together in Peru? (Select only ONE response) | Percentage of Respondents (N=56) |
|--|---|
| The two institutions work well together | 50.0% |
| The way the two institutions work together needs improvement | 21.4% |
| The two institutions do not work well together | 5.4% |
| Don't know | 23.2% |

| 7. Which of the following describes most of your exposure to the World Bank Group in Peru? (Choose no more than TWO) | Percentage of Respondents (Responses Combined; N=205) |
|---|--|
| Engage in World Bank Group related/sponsored events/activities | 52.7% |
| Use World Bank Group reports/data | 40.5% |
| Use World Bank Group website for information, data, research, etc. | 27.3% |
| Collaborate as part of my professional duties | 25.9% |
| Observer (i.e., follow in media, discuss in informal conversations, etc.) | 14.6% |

| 8. What's your gender? | Percentage of Respondents (N=207) |
|-------------------------------|--|
| Female | 36.2% |
| Male | 63.8% |

| 9. Which best represents your geographic location? | Percentage of Respondents (N=205) |
|---|--|
| Lima-Callao Metropolitan area | 90.7% |
| Regions | 9.3% |

Appendix B: Responses to All Questions by Stakeholder Groups¹⁶

- Office of President/Prime Minister/Minister N=14 ● Employee of a Ministry N=43 ● PMU/Consultant on WBG-supported Project N=12
- Bilateral/Multilateral Agency N=22 ● Private Sector/Financial Sector/Private Bank N=31 ● CSO N=21 ● Media N=20
- Independent Government Institution N=12 ● Academia/Research Institute/Think Tank N=15 ● Other N=17

A. General Issues facing Peru

In general, would you say that Peru is headed in ... ?

| Percentage of Respondents | Office of President/Prime Minister/Minister | Employee of a Ministry | PMU/Consultant | Bilateral/Multilateral Agency | Private Sector/Financial Sector/Private Bank | CSO | Media | Independent Government Institution | Academia/Research Institute/Think Tank | Other |
|---------------------------|---|------------------------|----------------|-------------------------------|--|-------|-------|------------------------------------|--|-------|
| The right direction | 92.9% | 83.7% | 83.3% | 85.7% | 80.6% | 57.1% | 80.0% | 91.7% | 60.0% | 87.5% |
| The wrong direction | 0.0% | 7.0% | 0.0% | 0.0% | 9.7% | 19.0% | 5.0% | 8.3% | 20.0% | 6.3% |
| Not sure | 7.1% | 9.3% | 16.7% | 14.3% | 9.7% | 23.8% | 15.0% | 0.0% | 20.0% | 6.3% |

¹⁶ Only 207 respondents provided information about their current positions. Therefore, only these respondents were included in the across-stakeholder analysis presented in this appendix.

A. General Issues facing Peru (continued)

Listed below are a number of development priorities in Peru. Please identify which of the following you consider the most important development priorities in Peru?
(Choose no more than THREE)

| Percentage of Respondents (Responses combined) | Office of President/Prime Minister/Minister | Employee of a Ministry | PMU/ Consultant | Bilateral/ Multilateral Agency | Private Sector/ Financial Sector/ Private Bank | CSO | Media | Independent Government Institution | Academia/ Research Institute/ Think Tank | Other |
|---|---|---------------------------|--------------------|--------------------------------------|--|-------|-------|--|--|-------|
| Global/regional integration | 7.1% | 9.3% | 0.0% | 0.0% | 6.5% | 0.0% | 15.0% | 0.0% | 0.0% | 11.8% |
| Food security | 21.4% | 2.3% | 0.0% | 9.1% | 3.2% | 4.8% | 0.0% | 0.0% | 0.0% | 5.9% |
| Public sector governance/reform | 50.0% | 55.8% | 41.7% | 50.0% | 45.2% | 19.0% | 50.0% | 41.7% | 46.7% | 17.6% |
| Social protection | 7.1% | 4.7% | 0.0% | 13.6% | 0.0% | 4.8% | 10.0% | 16.7% | 6.7% | 0.0% |
| Gender equity | 0.0% | 2.3% | 0.0% | 4.5% | 3.2% | 14.3% | 5.0% | 0.0% | 0.0% | 5.9% |
| Private sector development | 0.0% | 7.0% | 0.0% | 9.1% | 6.5% | 9.5% | 10.0% | 8.3% | 6.7% | 5.9% |
| Foreign direct investment | 0.0% | 0.0% | 0.0% | 0.0% | 0.0% | 4.8% | 5.0% | 0.0% | 0.0% | 0.0% |
| Urban development | 0.0% | 4.7% | 8.3% | 9.1% | 3.2% | 0.0% | 0.0% | 0.0% | 0.0% | 0.0% |
| Energy | 0.0% | 4.7% | 0.0% | 0.0% | 0.0% | 0.0% | 0.0% | 0.0% | 0.0% | 0.0% |
| Job creation/employment | 0.0% | 0.0% | 0.0% | 4.5% | 6.5% | 0.0% | 10.0% | 0.0% | 6.7% | 0.0% |
| Rural development | 14.3% | 14.0% | 8.3% | 9.1% | 3.2% | 9.5% | 10.0% | 0.0% | 0.0% | 17.6% |
| Financial markets | 0.0% | 2.3% | 0.0% | 0.0% | 0.0% | 4.8% | 0.0% | 8.3% | 0.0% | 0.0% |
| Water and sanitation | 7.1% | 9.3% | 16.7% | 18.2% | 12.9% | 9.5% | 10.0% | 8.3% | 6.7% | 11.8% |
| Environmental sustainability | 0.0% | 7.0% | 0.0% | 9.1% | 0.0% | 0.0% | 15.0% | 0.0% | 0.0% | 5.9% |
| Equality of opportunity* | 14.3% | 9.3% | 16.7% | 9.1% | 3.2% | 14.3% | 0.0% | 0.0% | 40.0% | 0.0% |
| Health | 21.4% | 7.0% | 16.7% | 0.0% | 12.9% | 0.0% | 0.0% | 8.3% | 13.3% | 17.6% |
| Climate change | 7.1% | 14.0% | 0.0% | 9.1% | 3.2% | 9.5% | 10.0% | 0.0% | 0.0% | 23.5% |
| Poverty reduction | 28.6% | 18.6% | 16.7% | 22.7% | 29.0% | 57.1% | 15.0% | 33.3% | 26.7% | 35.3% |
| Transport | 0.0% | 9.3% | 8.3% | 9.1% | 16.1% | 0.0% | 5.0% | 33.3% | 0.0% | 5.9% |
| Education | 50.0% | 34.9% | 58.3% | 31.8% | 48.4% | 28.6% | 50.0% | 66.7% | 66.7% | 41.2% |
| Agricultural development | 0.0% | 4.7% | 0.0% | 0.0% | 0.0% | 4.8% | 0.0% | 0.0% | 0.0% | 5.9% |
| Trade and exports | 0.0% | 0.0% | 0.0% | 0.0% | 0.0% | 0.0% | 0.0% | 0.0% | 0.0% | 5.9% |
| Security | 14.3% | 16.3% | 33.3% | 18.2% | 35.5% | 14.3% | 10.0% | 41.7% | 13.3% | 23.5% |
| Anti corruption | 21.4% | 27.9% | 33.3% | 36.4% | 16.1% | 42.9% | 20.0% | 0.0% | 20.0% | 23.5% |
| Law and justice | 7.1% | 4.7% | 25.0% | 13.6% | 19.4% | 0.0% | 0.0% | 8.3% | 13.3% | 5.9% |
| Regulatory framework | 0.0% | 0.0% | 0.0% | 0.0% | 0.0% | 0.0% | 0.0% | 8.3% | 0.0% | 0.0% |
| Communicable/non-communicable diseases | 0.0% | 0.0% | 0.0% | 0.0% | 0.0% | 0.0% | 0.0% | 0.0% | 0.0% | 0.0% |
| Natural resource management | 0.0% | 9.3% | 8.3% | 4.5% | 0.0% | 4.8% | 5.0% | 8.3% | 6.7% | 5.9% |
| Economic growth | 28.6% | 11.6% | 0.0% | 9.1% | 12.9% | 28.6% | 30.0% | 8.3% | 26.7% | 23.5% |
| Disaster management | 0.0% | 0.0% | 0.0% | 0.0% | 0.0% | 9.5% | 5.0% | 0.0% | 0.0% | 0.0% |
| Information and communications technology | 0.0% | 2.3% | 0.0% | 0.0% | 12.9% | 4.8% | 5.0% | 0.0% | 0.0% | 0.0% |

*Significantly different between stakeholder groups



A. General Issues facing Peru (continued)

The World Bank Group has committed itself to twin goals: ending extreme poverty by 2030 and boosting shared prosperity. Poverty reduction is a broad term that encompasses work in many different areas. Which THREE areas of development listed below do you believe would contribute most to reducing poverty in Peru? (Choose no more than THREE)

| Percentage of Respondents (Responses combined) | Office of President/Prime Minister/Minister | Employee of a Ministry | PMU/ Consultant | Bilateral/ Multilateral Agency | Private Sector/ Financial Sector/ Private Bank | CSO | Media | Independent Government Institution | Academia/ Research Institute/ Think Tank | Other |
|---|---|---------------------------|--------------------|--------------------------------------|--|-------|-------|--|--|-------|
| Water and sanitation | 42.9% | 30.2% | 33.3% | 33.3% | 29.0% | 23.8% | 40.0% | 33.3% | 26.7% | 25.0% |
| Equality of opportunity* | 21.4% | 9.3% | 25.0% | 28.6% | 6.5% | 28.6% | 15.0% | 0.0% | 33.3% | 43.8% |
| Rural development | 21.4% | 20.9% | 16.7% | 23.8% | 22.6% | 19.0% | 20.0% | 16.7% | 6.7% | 50.0% |
| Climate change | 7.1% | 9.3% | 0.0% | 0.0% | 0.0% | 0.0% | 10.0% | 8.3% | 0.0% | 0.0% |
| Global/regional integration | 0.0% | 0.0% | 0.0% | 0.0% | 0.0% | 0.0% | 0.0% | 0.0% | 0.0% | 0.0% |
| Gender equity* | 0.0% | 2.3% | 0.0% | 19.0% | 0.0% | 9.5% | 5.0% | 0.0% | 13.3% | 0.0% |
| Economic growth | 50.0% | 27.9% | 16.7% | 28.6% | 35.5% | 38.1% | 50.0% | 41.7% | 13.3% | 12.5% |
| Urban development | 7.1% | 4.7% | 0.0% | 0.0% | 0.0% | 0.0% | 0.0% | 0.0% | 0.0% | 0.0% |
| Regulatory framework* | 0.0% | 0.0% | 0.0% | 0.0% | 9.7% | 0.0% | 0.0% | 0.0% | 0.0% | 0.0% |
| Social protection | 7.1% | 4.7% | 0.0% | 14.3% | 3.2% | 4.8% | 10.0% | 16.7% | 13.3% | 6.3% |
| Law and justice | 7.1% | 0.0% | 8.3% | 0.0% | 9.7% | 9.5% | 0.0% | 8.3% | 13.3% | 6.3% |
| Transport* | 0.0% | 11.6% | 16.7% | 9.5% | 9.7% | 4.8% | 5.0% | 41.7% | 0.0% | 0.0% |
| Security* | 0.0% | 9.3% | 0.0% | 0.0% | 9.7% | 0.0% | 0.0% | 16.7% | 33.3% | 0.0% |
| Communicable/non-communicable diseases | 0.0% | 0.0% | 0.0% | 0.0% | 0.0% | 0.0% | 0.0% | 0.0% | 0.0% | 0.0% |
| Information and communications technology* | 0.0% | 0.0% | 16.7% | 0.0% | 12.9% | 9.5% | 15.0% | 0.0% | 0.0% | 0.0% |
| Anti corruption | 21.4% | 18.6% | 41.7% | 23.8% | 9.7% | 33.3% | 25.0% | 8.3% | 20.0% | 12.5% |
| Education | 50.0% | 46.5% | 66.7% | 57.1% | 61.3% | 52.4% | 55.0% | 75.0% | 46.7% | 50.0% |
| Foreign direct investment | 0.0% | 7.0% | 0.0% | 4.8% | 6.5% | 0.0% | 0.0% | 0.0% | 0.0% | 0.0% |
| Energy | 7.1% | 2.3% | 0.0% | 4.8% | 0.0% | 0.0% | 0.0% | 0.0% | 0.0% | 12.5% |
| Public sector governance/reform | 14.3% | 23.3% | 8.3% | 23.8% | 22.6% | 14.3% | 20.0% | 0.0% | 20.0% | 18.8% |
| Private sector development | 0.0% | 4.7% | 0.0% | 4.8% | 6.5% | 0.0% | 0.0% | 8.3% | 13.3% | 6.3% |
| Natural resource management | 0.0% | 2.3% | 0.0% | 4.8% | 0.0% | 0.0% | 5.0% | 0.0% | 0.0% | 0.0% |
| Environmental sustainability | 0.0% | 2.3% | 0.0% | 0.0% | 0.0% | 4.8% | 0.0% | 0.0% | 0.0% | 6.3% |
| Health | 14.3% | 16.3% | 50.0% | 4.8% | 19.4% | 14.3% | 15.0% | 8.3% | 13.3% | 25.0% |
| Agricultural development | 7.1% | 20.9% | 0.0% | 4.8% | 3.2% | 9.5% | 5.0% | 0.0% | 6.7% | 12.5% |
| Disaster management | 0.0% | 2.3% | 0.0% | 0.0% | 0.0% | 0.0% | 0.0% | 0.0% | 0.0% | 0.0% |
| Job creation/employment | 21.4% | 9.3% | 0.0% | 9.5% | 16.1% | 14.3% | 0.0% | 8.3% | 20.0% | 6.3% |
| Financial markets | 0.0% | 2.3% | 0.0% | 0.0% | 0.0% | 0.0% | 0.0% | 8.3% | 6.7% | 0.0% |
| Trade and exports | 0.0% | 4.7% | 0.0% | 0.0% | 3.2% | 0.0% | 0.0% | 0.0% | 0.0% | 0.0% |
| Food security | 0.0% | 2.3% | 0.0% | 0.0% | 0.0% | 9.5% | 5.0% | 0.0% | 0.0% | 0.0% |

*Significantly different between stakeholder groups

A. General Issues facing Peru (continued)

The World Bank Group's "Shared Prosperity" goal captures two key elements, economic growth and equity. It will seek to foster income growth among the bottom 40 percent of a country's population. Improvement in the Shared Prosperity Indicator requires growth and well-being of the less well-off. When thinking about the idea of "shared prosperity" in your country, which of the following TWO best illustrate how this would be achieved in Peru? (Choose no more than TWO)

| Percentage of Respondents (Responses combined) | Office of President/Prime Minister/Minister | Employee of a Ministry | PMU/ Consultant | Bilateral/ Multilateral Agency | Private Sector/ Financial Sector/ Private Bank | CSO | Media | Independent Government Institution | Academia/ Research Institute/ Think Tank | Other |
|---|---|---------------------------|--------------------|--------------------------------------|--|-------|-------|--|--|-------|
| Consistent economic growth* | 71.4% | 59.5% | 50.0% | 47.6% | 70.0% | 23.8% | 78.9% | 45.5% | 15.4% | 56.3% |
| More reliable social safety net | 7.1% | 2.4% | 0.0% | 9.5% | 0.0% | 4.8% | 0.0% | 9.1% | 0.0% | 6.3% |
| Greater access to micro-finance for the poor | 0.0% | 4.8% | 0.0% | 14.3% | 10.0% | 23.8% | 26.3% | 18.2% | 0.0% | 18.8% |
| Greater voice and participation for citizens to help ensure greater accountability | 0.0% | 0.0% | 16.7% | 14.3% | 10.0% | 14.3% | 0.0% | 0.0% | 7.7% | 0.0% |
| Greater access to health and nutrition for citizens | 7.1% | 14.3% | 16.7% | 4.8% | 16.7% | 0.0% | 5.3% | 27.3% | 38.5% | 12.5% |
| Better entrepreneurial opportunities (i.e., to start small and medium sized businesses) | 0.0% | 7.1% | 16.7% | 0.0% | 10.0% | 9.5% | 26.3% | 0.0% | 7.7% | 6.3% |
| A growing middle class | 0.0% | 4.8% | 8.3% | 4.8% | 10.0% | 4.8% | 0.0% | 0.0% | 7.7% | 6.3% |
| Better opportunity for the poor who live in rural areas | 35.7% | 14.3% | 16.7% | 28.6% | 6.7% | 23.8% | 21.1% | 18.2% | 7.7% | 37.5% |
| Better opportunity for the poor who live in urban areas | 0.0% | 0.0% | 8.3% | 0.0% | 0.0% | 4.8% | 0.0% | 0.0% | 0.0% | 0.0% |
| Better employment opportunities for young people | 0.0% | 9.5% | 0.0% | 9.5% | 3.3% | 0.0% | 0.0% | 9.1% | 0.0% | 0.0% |
| Better employment opportunities for women | 0.0% | 0.0% | 0.0% | 4.8% | 0.0% | 4.8% | 0.0% | 0.0% | 0.0% | 6.3% |
| Greater equity of fiscal policy | 14.3% | 9.5% | 0.0% | 4.8% | 6.7% | 14.3% | 5.3% | 9.1% | 7.7% | 0.0% |
| Education and training that better ensure job opportunity | 50.0% | 57.1% | 58.3% | 52.4% | 40.0% | 47.6% | 31.6% | 63.6% | 84.6% | 43.8% |
| Better quality public services | 14.3% | 14.3% | 8.3% | 4.8% | 13.3% | 19.0% | 5.3% | 0.0% | 15.4% | 6.3% |
| Other | 0.0% | 0.0% | 0.0% | 0.0% | 3.3% | 4.8% | 0.0% | 0.0% | 7.7% | 0.0% |

*Significantly different between stakeholder groups

Do you think the gap between the rich and the poor is a very big problem, a moderately big problem, a small problem, or not a problem at all in Peru? (Select only ONE response)

| Percentage of Respondents | Office of President/Prime Minister/Minister | Employee of a Ministry | PMU/ Consultant | Bilateral/ Multilateral Agency | Private Sector/ Financial Sector/ Private Bank | CSO | Media | Independent Government Institution | Academia/ Research Institute/ Think Tank | Other |
|---------------------------|---|---------------------------|--------------------|--------------------------------------|--|-------|-------|--|--|-------|
| A very big problem | 71.4% | 51.2% | 58.3% | 76.2% | 53.3% | 90.5% | 50.0% | 36.4% | 57.1% | 68.8% |
| A moderately big problem | 28.6% | 39.0% | 41.7% | 23.8% | 30.0% | 9.5% | 44.4% | 54.5% | 35.7% | 25.0% |
| A small problem | 0.0% | 7.3% | 0.0% | 0.0% | 6.7% | 0.0% | 5.6% | 9.1% | 7.1% | 6.3% |
| Not a problem at all | 0.0% | 2.4% | 0.0% | 0.0% | 10.0% | 0.0% | 0.0% | 0.0% | 0.0% | 0.0% |
| Don't know | 0.0% | 0.0% | 0.0% | 0.0% | 0.0% | 0.0% | 0.0% | 0.0% | 0.0% | 0.0% |

In your view, is global climate change a very serious problem, somewhat serious, not too serious, or not a problem? (Select only ONE response)

| Percentage of Respondents | Office of President/Prime Minister/Minister | Employee of a Ministry | PMU/ Consultant | Bilateral/ Multilateral Agency | Private Sector/ Financial Sector/ Private Bank | CSO | Media | Independent Government Institution | Academia/ Research Institute/ Think Tank | Other |
|----------------------------|---|---------------------------|--------------------|--------------------------------------|--|-------|-------|--|--|-------|
| A very serious problem | 92.9% | 82.9% | 83.3% | 76.2% | 73.3% | 95.2% | 88.9% | 63.6% | 71.4% | 81.3% |
| A somewhat serious problem | 7.1% | 14.6% | 16.7% | 23.8% | 20.0% | 4.8% | 11.1% | 36.4% | 21.4% | 12.5% |
| Not too serious problem | 0.0% | 2.4% | 0.0% | 0.0% | 3.3% | 0.0% | 0.0% | 0.0% | 0.0% | 6.3% |
| Not a problem | 0.0% | 0.0% | 0.0% | 0.0% | 3.3% | 0.0% | 0.0% | 0.0% | 7.1% | 0.0% |
| Don't know | 0.0% | 0.0% | 0.0% | 0.0% | 0.0% | 0.0% | 0.0% | 0.0% | 0.0% | 0.0% |

B. Overall Attitudes toward the World Bank Group

How familiar are you with the work of these organizations in Peru? (1-Not familiar at all, 10-Extremely familiar)

| | Office of President/Prime Minister/Minister | | | Employee of a Ministry | | | PMU/ Consultant | | | Bilateral/ Multilateral Agency | | | Private Sector/ Financial Sector/ Private Bank | | | CSO | | | Media | | | Independent Government Institution | | | Academia/ Research Institute/ Think Tank | | | Other | | |
|---|---|------|------|------------------------|------|------|-----------------|------|------|--------------------------------|------|------|--|------|------|-----|------|------|-------|------|------|------------------------------------|------|------|--|------|------|-------|------|------|
| | N | Mean | SD | N | Mean | SD | N | Mean | SD | N | Mean | SD | N | Mean | SD | N | Mean | SD | N | Mean | SD | N | Mean | SD | N | Mean | SD | N | Mean | SD |
| World Bank Group (WBG) | 14 | 8.36 | 1.28 | 43 | 6.91 | 1.91 | 11 | 8.18 | 1.99 | 21 | 6.81 | 1.50 | 29 | 7.10 | 2.18 | 21 | 6.95 | 1.83 | 19 | 7.26 | 1.97 | 10 | 8.00 | 1.33 | 13 | 7.00 | 2.52 | 16 | 6.38 | 2.58 |
| Inter-American Development Bank (IDB/BID) | 14 | 8.14 | 1.70 | 42 | 7.00 | 1.83 | 11 | 8.45 | 1.37 | 21 | 6.90 | 1.67 | 29 | 7.10 | 2.11 | 21 | 7.43 | 1.66 | 19 | 7.21 | 1.87 | 10 | 7.50 | 1.72 | 13 | 7.15 | 2.54 | 15 | 6.93 | 2.60 |
| Latin American Development Bank (CAF) | 14 | 6.57 | 2.10 | 40 | 5.78 | 2.50 | 11 | 5.73 | 2.33 | 21 | 5.29 | 2.31 | 29 | 6.76 | 1.92 | 21 | 6.38 | 2.44 | 18 | 6.39 | 1.85 | 10 | 5.90 | 2.13 | 13 | 6.31 | 3.12 | 14 | 6.07 | 2.87 |

Overall, please rate your impression of the effectiveness of these organizations in Peru. (1-Not effective at all, 10-Extremely effective)

| | Office of President/Prime Minister/Minister | | | Employee of a Ministry | | | PMU/ Consultant | | | Bilateral/ Multilateral Agency | | | Private Sector/ Financial Sector/ Private Bank | | | CSO | | | Media | | | Independent Government Institution | | | Academia/ Research Institute/ Think Tank | | | Other | | |
|---|---|------|------|------------------------|------|------|-----------------|------|------|--------------------------------|------|------|--|------|------|-----|------|------|-------|------|------|------------------------------------|------|------|--|------|------|-------|------|------|
| | N | Mean | SD | N | Mean | SD | N | Mean | SD | N | Mean | SD | N | Mean | SD | N | Mean | SD | N | Mean | SD | N | Mean | SD | N | Mean | SD | N | Mean | SD |
| World Bank Group (WBG) | 14 | 7.71 | 1.07 | 41 | 7.02 | 1.77 | 11 | 8.18 | 1.54 | 20 | 6.80 | 1.58 | 26 | 7.15 | 1.78 | 16 | 7.19 | 1.52 | 17 | 7.47 | 1.74 | 9 | 8.11 | 1.05 | 11 | 6.36 | 1.57 | 15 | 6.40 | 1.84 |
| Inter-American Development Bank (IDB/BID) | 14 | 7.64 | 1.28 | 39 | 7.10 | 1.68 | 11 | 7.73 | 1.42 | 20 | 6.50 | 1.54 | 26 | 6.65 | 2.13 | 18 | 7.22 | 1.44 | 18 | 7.17 | 1.79 | 9 | 7.67 | 1.50 | 11 | 6.82 | 1.83 | 15 | 6.67 | 1.95 |
| Latin American Development Bank (CAF) | 11 | 6.55 | 1.44 | 31 | 6.13 | 1.96 | 6 | 8.00 | 1.10 | 15 | 6.40 | 1.59 | 25 | 6.52 | 1.78 | 14 | 6.79 | 1.67 | 17 | 6.53 | 2.07 | 8 | 5.88 | 2.42 | 6 | 6.17 | 2.48 | 14 | 6.00 | 1.80 |

| | Office of President/Prime Minister/Minister | | | Employee of a Ministry | | | PMU/ Consultant | | | Bilateral/ Multilateral Agency | | | Private Sector/ Financial Sector/ Private Bank | | | CSO | | | Media | | | Independent Government Institution | | | Academia/ Research Institute/ Think Tank | | | Other | | |
|--|---|------|------|------------------------|------|------|-----------------|------|------|--------------------------------|------|------|--|------|------|-----|------|------|-------|------|------|------------------------------------|------|------|--|------|------|-------|------|------|
| | N | Mean | SD | N | Mean | SD | N | Mean | SD | N | Mean | SD | N | Mean | SD | N | Mean | SD | N | Mean | SD | N | Mean | SD | N | Mean | SD | N | Mean | SD |
| To what extent do you believe the World Bank Group's staff is well prepared to help Peru solve its most complicated development challenges?* | 14 | 7.93 | 1.14 | 43 | 7.65 | 1.45 | 11 | 8.55 | 1.13 | 19 | 7.32 | 1.34 | 27 | 8.11 | 1.31 | 18 | 8.06 | 1.47 | 17 | 7.76 | 1.68 | 9 | 8.44 | 1.13 | 11 | 6.73 | 1.56 | 15 | 6.73 | 2.12 |

(1-To no degree at all, 10-To a very significant degree) *Significantly different between stakeholder groups

B. Overall Attitudes toward the World Bank Group (continued)

When thinking about how the World Bank Group can have the most impact on development results in Peru, in which sectoral areas do you believe the World Bank Group should focus most of its resources (financial and knowledge services) in Peru? (Choose no more than THREE)

| Percentage of Respondents (Responses combined) | Office of President/Prime Minister/Minister | Employee of a Ministry | PMU/ Consultant | Bilateral/ Multilateral Agency | Private Sector/ Financial Sector/ Private Bank | CSO | Media | Independent Government Institution | Academia/ Research Institute/ Think Tank | Other |
|---|---|---------------------------|--------------------|--------------------------------------|--|-------|-------|--|--|-------|
| Health* | 14.3% | 9.3% | 36.4% | 0.0% | 27.6% | 9.5% | 10.5% | 20.0% | 23.1% | 37.5% |
| Security* | 0.0% | 2.3% | 9.1% | 4.8% | 17.2% | 0.0% | 21.1% | 0.0% | 7.7% | 25.0% |
| Transport | 7.1% | 7.0% | 18.2% | 28.6% | 10.3% | 0.0% | 5.3% | 10.0% | 7.7% | 12.5% |
| Agricultural development | 14.3% | 11.6% | 0.0% | 4.8% | 6.9% | 0.0% | 5.3% | 0.0% | 15.4% | 12.5% |
| Global/regional integration | 0.0% | 7.0% | 0.0% | 0.0% | 0.0% | 4.8% | 5.3% | 0.0% | 0.0% | 0.0% |
| Job creation/employment | 0.0% | 2.3% | 9.1% | 0.0% | 3.4% | 4.8% | 15.8% | 0.0% | 7.7% | 0.0% |
| Public sector governance/reform | 42.9% | 51.2% | 36.4% | 47.6% | 27.6% | 33.3% | 31.6% | 30.0% | 30.8% | 31.3% |
| Social protection* | 0.0% | 2.3% | 9.1% | 9.5% | 0.0% | 0.0% | 5.3% | 30.0% | 7.7% | 0.0% |
| Rural development | 21.4% | 16.3% | 9.1% | 23.8% | 20.7% | 9.5% | 5.3% | 10.0% | 7.7% | 31.3% |
| Foreign direct investment | 0.0% | 4.7% | 0.0% | 0.0% | 3.4% | 0.0% | 5.3% | 0.0% | 0.0% | 0.0% |
| Education | 35.7% | 27.9% | 54.5% | 14.3% | 48.3% | 38.1% | 52.6% | 50.0% | 69.2% | 37.5% |
| Energy | 7.1% | 2.3% | 0.0% | 4.8% | 0.0% | 0.0% | 0.0% | 0.0% | 0.0% | 0.0% |
| Gender equity* | 0.0% | 0.0% | 0.0% | 9.5% | 0.0% | 9.5% | 15.8% | 0.0% | 0.0% | 0.0% |
| Financial markets | 0.0% | 9.3% | 0.0% | 9.5% | 10.3% | 0.0% | 0.0% | 20.0% | 0.0% | 0.0% |
| Urban development | 0.0% | 7.0% | 0.0% | 9.5% | 3.4% | 0.0% | 5.3% | 0.0% | 0.0% | 0.0% |
| Environmental sustainability | 0.0% | 11.6% | 0.0% | 4.8% | 0.0% | 4.8% | 5.3% | 0.0% | 0.0% | 0.0% |
| Economic growth | 14.3% | 25.6% | 0.0% | 23.8% | 27.6% | 14.3% | 26.3% | 10.0% | 7.7% | 12.5% |
| Private sector development | 0.0% | 11.6% | 9.1% | 0.0% | 3.4% | 9.5% | 5.3% | 10.0% | 15.4% | 6.3% |
| Water and sanitation | 42.9% | 11.6% | 27.3% | 28.6% | 17.2% | 19.0% | 26.3% | 0.0% | 23.1% | 12.5% |
| Food security | 7.1% | 4.7% | 0.0% | 0.0% | 3.4% | 4.8% | 5.3% | 0.0% | 0.0% | 6.3% |
| Climate change | 21.4% | 20.9% | 18.2% | 14.3% | 0.0% | 19.0% | 5.3% | 20.0% | 7.7% | 6.3% |
| Information and communications technology | 0.0% | 7.0% | 0.0% | 0.0% | 6.9% | 9.5% | 0.0% | 0.0% | 0.0% | 12.5% |
| Trade and exports | 0.0% | 2.3% | 0.0% | 4.8% | 0.0% | 0.0% | 5.3% | 0.0% | 0.0% | 0.0% |
| Equality of opportunity* | 28.6% | 4.7% | 27.3% | 9.5% | 0.0% | 28.6% | 5.3% | 0.0% | 15.4% | 12.5% |
| Law and justice | 7.1% | 2.3% | 9.1% | 4.8% | 20.7% | 14.3% | 0.0% | 20.0% | 7.7% | 12.5% |
| Regulatory framework* | 0.0% | 0.0% | 0.0% | 0.0% | 10.3% | 0.0% | 0.0% | 20.0% | 0.0% | 0.0% |
| Communicable/non-communicable diseases | 0.0% | 0.0% | 0.0% | 0.0% | 0.0% | 0.0% | 0.0% | 0.0% | 0.0% | 0.0% |
| Natural resource management | 7.1% | 7.0% | 0.0% | 0.0% | 3.4% | 9.5% | 5.3% | 0.0% | 0.0% | 0.0% |
| Poverty reduction | 28.6% | 14.0% | 9.1% | 14.3% | 13.8% | 33.3% | 15.8% | 40.0% | 38.5% | 12.5% |
| Anti corruption | 0.0% | 11.6% | 9.1% | 14.3% | 10.3% | 23.8% | 5.3% | 10.0% | 7.7% | 12.5% |
| Disaster management | 0.0% | 0.0% | 9.1% | 0.0% | 3.4% | 0.0% | 0.0% | 0.0% | 0.0% | 0.0% |

*Significantly different between stakeholder groups

B. Overall Attitudes toward the World Bank Group (continued)

When thinking about the World Bank Group's role, which activity do you believe is of greatest VALUE and which activity is of second greatest value in Peru?

| Greatest Value Percentage of Respondents | Office of President/Prime Minister/Minister | Employee of a Ministry | PMU/ Consultant | Bilateral/ Multilateral Agency | Private Sector/ Financial Sector/ Private Bank | CSO | Media | Independent Government Institution | Academia/ Research Institute/ Think Tank | Other |
|--|---|---------------------------|--------------------|--------------------------------------|--|-------|-------|--|--|-------|
| Policy advice, studies, analyses | 35.7% | 42.9% | 27.3% | 47.6% | 55.2% | 55.0% | 66.7% | 20.0% | 33.3% | 43.8% |
| Data and statistics | 0.0% | 2.4% | 9.1% | 4.8% | 0.0% | 0.0% | 5.6% | 0.0% | 16.7% | 0.0% |
| Convening/Facilitating | 0.0% | 0.0% | 9.1% | 0.0% | 3.4% | 0.0% | 0.0% | 0.0% | 0.0% | 0.0% |
| Financial resources | 28.6% | 19.0% | 9.1% | 23.8% | 6.9% | 15.0% | 16.7% | 10.0% | 8.3% | 18.8% |
| Capacity development | 0.0% | 9.5% | 18.2% | 4.8% | 3.4% | 10.0% | 5.6% | 20.0% | 0.0% | 6.3% |
| Technical assistance | 35.7% | 16.7% | 18.2% | 9.5% | 13.8% | 10.0% | 5.6% | 40.0% | 33.3% | 6.3% |
| Help to bring discipline/effective supervision to implementation of investment projects | 0.0% | 2.4% | 0.0% | 4.8% | 6.9% | 10.0% | 0.0% | 10.0% | 8.3% | 12.5% |
| Mobilizing third party financial resources | 0.0% | 7.1% | 0.0% | 4.8% | 10.3% | 0.0% | 0.0% | 0.0% | 0.0% | 6.3% |
| Donor coordination | 0.0% | 0.0% | 9.1% | 0.0% | 0.0% | 0.0% | 0.0% | 0.0% | 0.0% | 0.0% |
| Linkage to non-Bank expertise (i.e., South-South knowledge sharing) | 0.0% | 0.0% | 0.0% | 0.0% | 0.0% | 0.0% | 0.0% | 0.0% | 0.0% | 0.0% |
| Other | 0.0% | 0.0% | 0.0% | 0.0% | 0.0% | 0.0% | 0.0% | 0.0% | 0.0% | 6.3% |

| 2nd Greatest Value Percentage of Respondents | Office of President/Prime Minister/Minister | Employee of a Ministry | PMU/ Consultant | Bilateral/ Multilateral Agency | Private Sector/ Financial Sector/ Private Bank | CSO | Media | Independent Government Institution | Academia/ Research Institute/ Think Tank | Other |
|--|---|---------------------------|--------------------|--------------------------------------|--|-------|-------|--|--|-------|
| Policy advice, studies, analyses | 14.3% | 19.0% | 9.1% | 14.3% | 7.1% | 31.6% | 22.2% | 10.0% | 16.7% | 12.5% |
| Data and statistics | 7.1% | 4.8% | 0.0% | 14.3% | 3.6% | 5.3% | 5.6% | 0.0% | 0.0% | 0.0% |
| Convening/Facilitating | 0.0% | 0.0% | 18.2% | 9.5% | 7.1% | 0.0% | 0.0% | 20.0% | 8.3% | 6.3% |
| Financial resources | 14.3% | 26.2% | 36.4% | 23.8% | 25.0% | 10.5% | 16.7% | 20.0% | 16.7% | 18.8% |
| Capacity development | 28.6% | 7.1% | 0.0% | 19.0% | 10.7% | 15.8% | 22.2% | 10.0% | 16.7% | 25.0% |
| Technical assistance | 21.4% | 19.0% | 9.1% | 14.3% | 32.1% | 10.5% | 5.6% | 30.0% | 16.7% | 25.0% |
| Help to bring discipline/effective supervision to implementation of investment projects | 7.1% | 4.8% | 18.2% | 4.8% | 7.1% | 15.8% | 27.8% | 0.0% | 16.7% | 6.3% |
| Mobilizing third party financial resources | 0.0% | 7.1% | 0.0% | 0.0% | 7.1% | 5.3% | 0.0% | 10.0% | 0.0% | 6.3% |
| Donor coordination | 0.0% | 4.8% | 0.0% | 0.0% | 0.0% | 0.0% | 0.0% | 0.0% | 0.0% | 0.0% |
| Linkage to non-Bank expertise (i.e., South-South knowledge sharing) | 7.1% | 4.8% | 9.1% | 0.0% | 0.0% | 5.3% | 0.0% | 0.0% | 8.3% | 0.0% |
| Other | 0.0% | 2.4% | 0.0% | 0.0% | 0.0% | 0.0% | 0.0% | 0.0% | 0.0% | 0.0% |

B. Overall Attitudes toward the World Bank Group (continued)

Which of the following do you identify as the World Bank Group's greatest WEAKNESSES in its work in Peru? (Choose no more than TWO)

| Percentage of Respondents (Responses combined) | Office of President/Prime Minister/Minister | Employee of a Ministry | PMU/ Consultant | Bilateral/ Multilateral Agency | Private Sector/ Financial Sector/ Private Bank | CSO | Media | Independent Government Institution | Academia/ Research Institute/ Think Tank | Other |
|---|---|---------------------------|--------------------|--------------------------------------|--|-------|-------|--|--|-------|
| Too influenced by developed countries | 7.7% | 16.7% | 18.2% | 4.8% | 10.7% | 19.0% | 16.7% | 0.0% | 0.0% | 25.0% |
| Not exploring alternative policy options | 0.0% | 9.5% | 18.2% | 0.0% | 7.1% | 0.0% | 16.7% | 10.0% | 0.0% | 6.3% |
| Not collaborating enough with stakeholders outside the Government* | 0.0% | 0.0% | 9.1% | 28.6% | 14.3% | 19.0% | 16.7% | 30.0% | 0.0% | 6.3% |
| Its advice and strategies do not lend themselves to practical problem solving | 7.7% | 19.0% | 18.2% | 4.8% | 10.7% | 0.0% | 0.0% | 0.0% | 0.0% | 0.0% |
| Not enough public disclosure of its work | 23.1% | 21.4% | 18.2% | 9.5% | 25.0% | 23.8% | 27.8% | 20.0% | 23.1% | 25.0% |
| Arrogant in its approach | 0.0% | 4.8% | 0.0% | 4.8% | 7.1% | 9.5% | 5.6% | 0.0% | 15.4% | 0.0% |
| Not client focused | 7.7% | 2.4% | 9.1% | 9.5% | 3.6% | 0.0% | 0.0% | 0.0% | 0.0% | 0.0% |
| The credibility of its knowledge/data* | 0.0% | 0.0% | 0.0% | 0.0% | 0.0% | 0.0% | 0.0% | 10.0% | 0.0% | 0.0% |
| World Bank Group's processes too complex | 38.5% | 16.7% | 27.3% | 0.0% | 14.3% | 9.5% | 27.8% | 30.0% | 15.4% | 6.3% |
| Not willing to honestly criticize policies and reform efforts in the country | 0.0% | 9.5% | 9.1% | 9.5% | 3.6% | 4.8% | 0.0% | 0.0% | 15.4% | 6.3% |
| Staff too inaccessible | 0.0% | 4.8% | 0.0% | 9.5% | 10.7% | 14.3% | 0.0% | 0.0% | 7.7% | 6.3% |
| Imposing technocratic solutions without regard to political realities | 23.1% | 7.1% | 18.2% | 9.5% | 10.7% | 9.5% | 5.6% | 0.0% | 15.4% | 12.5% |
| World Bank Group's processes too slow (e.g., too bureaucratic in its operational policies and procedures) | 30.8% | 23.8% | 9.1% | 19.0% | 28.6% | 19.0% | 11.1% | 10.0% | 15.4% | 25.0% |
| Not aligned with other donors' work* | 7.7% | 7.1% | 0.0% | 23.8% | 0.0% | 0.0% | 0.0% | 0.0% | 7.7% | 0.0% |
| Not aligned with country priorities | 7.7% | 9.5% | 0.0% | 0.0% | 0.0% | 9.5% | 5.6% | 20.0% | 15.4% | 25.0% |
| Not adequately sensitive to political/social realities in Peru | 7.7% | 14.3% | 9.1% | 9.5% | 10.7% | 23.8% | 16.7% | 10.0% | 30.8% | 0.0% |
| Other | 0.0% | 2.4% | 0.0% | 0.0% | 3.6% | 4.8% | 0.0% | 0.0% | 0.0% | 0.0% |
| Don't know | 0.0% | 2.4% | 0.0% | 19.0% | 10.7% | 4.8% | 5.6% | 10.0% | 23.1% | 12.5% |

*Significantly different between stakeholder groups

Which World Bank Group's instruments do you believe are the MOST effective in reducing poverty in Peru? (Choose no more than TWO)

| Percentage of Respondents (Responses combined) | Office of President/Prime Minister/Minister | Employee of a Ministry | PMU/ Consultant | Bilateral/ Multilateral Agency | Private Sector/ Financial Sector/ Private Bank | CSO | Media | Independent Government Institution | Academia/ Research Institute/ Think Tank | Other |
|---|---|---------------------------|--------------------|--------------------------------------|--|-------|-------|--|--|-------|
| Trust Fund management | 7.7% | 7.3% | 0.0% | 4.8% | 3.4% | 0.0% | 0.0% | 0.0% | 7.7% | 0.0% |
| Knowledge products/services | 15.4% | 17.1% | 18.2% | 33.3% | 20.7% | 25.0% | 16.7% | 10.0% | 38.5% | 12.5% |
| Capacity development | 7.7% | 19.5% | 18.2% | 23.8% | 24.1% | 35.0% | 11.1% | 40.0% | 7.7% | 37.5% |
| Technical assistance* | 38.5% | 26.8% | 63.6% | 23.8% | 62.1% | 40.0% | 72.2% | 80.0% | 38.5% | 56.3% |
| Investment lending | 84.6% | 41.5% | 72.7% | 33.3% | 37.9% | 45.0% | 44.4% | 60.0% | 30.8% | 43.8% |
| Policy based lending/budget support to the Government | 38.5% | 39.0% | 27.3% | 33.3% | 24.1% | 5.0% | 44.4% | 10.0% | 38.5% | 31.3% |
| Multi-sectoral approaches* | 0.0% | 22.0% | 0.0% | 14.3% | 3.4% | 30.0% | 0.0% | 0.0% | 0.0% | 6.3% |
| Other | 0.0% | 0.0% | 0.0% | 0.0% | 0.0% | 0.0% | 5.6% | 0.0% | 0.0% | 0.0% |
| Don't know | 0.0% | 4.9% | 0.0% | 9.5% | 6.9% | 5.0% | 0.0% | 0.0% | 15.4% | 0.0% |

*Significantly different between stakeholder groups

B. Overall Attitudes toward the World Bank Group (continued)

To what extent do you believe that the World Bank Group's work and support help the poorest in Peru? (Select only ONE response)

| Percentage of Respondents | Office of President/Prime Minister/Minister | Employee of a Ministry | PMU/ Consultant | Bilateral/ Multilateral Agency | Private Sector/ Financial Sector/ Private Bank | CSO | Media | Independent Government Institution | Academia/ Research Institute/ Think Tank | Other |
|-----------------------------------|---|---------------------------|--------------------|--------------------------------------|--|-------|-------|--|--|-------|
| To a fully sufficient degree | 0.0% | 2.4% | 18.2% | 0.0% | 3.4% | 0.0% | 5.6% | 10.0% | 0.0% | 0.0% |
| To a somewhat sufficient degree | 30.8% | 36.6% | 54.5% | 38.1% | 34.5% | 25.0% | 50.0% | 50.0% | 15.4% | 43.8% |
| To a somewhat insufficient degree | 61.5% | 53.7% | 27.3% | 47.6% | 51.7% | 70.0% | 27.8% | 30.0% | 53.8% | 56.3% |
| To a very insufficient degree | 7.7% | 2.4% | 0.0% | 4.8% | 3.4% | 5.0% | 5.6% | 10.0% | 7.7% | 0.0% |
| Don't know | 0.0% | 4.9% | 0.0% | 9.5% | 6.9% | 0.0% | 11.1% | 0.0% | 23.1% | 0.0% |

To what extent do you agree with the following statements about the World Bank Group's work in Peru? (1-Strongly disagree, 10-Strongly agree)

| | Office of President/Prime Minister/Minister | | | Employee of a Ministry | | | PMU/ Consultant | | | Bilateral/ Multilateral Agency | | | Private Sector/ Financial Sector/ Private Bank | | | CSO | | | Media | | | Independent Government Institution | | | Academia/ Research Institute/ Think Tank | | | Other | | |
|---|---|------|------|---------------------------|------|------|--------------------|------|------|--------------------------------------|------|------|--|------|------|-----|------|------|-------|------|------|--|------|------|--|------|------|-------|------|------|
| | N | Mean | SD | N | Mean | SD | N | Mean | SD | N | Mean | SD | N | Mean | SD | N | Mean | SD | N | Mean | SD | N | Mean | SD | N | Mean | SD | N | Mean | SD |
| Overall the World Bank Group currently plays a relevant role in development in Peru | 13 | 6.15 | 1.91 | 39 | 6.26 | 1.60 | 11 | 7.18 | 1.54 | 21 | 6.29 | 1.49 | 28 | 6.46 | 1.99 | 20 | 6.30 | 2.03 | 17 | 6.35 | 1.80 | 10 | 7.00 | 1.05 | 13 | 5.54 | 1.56 | 15 | 6.00 | 1.77 |
| The World Bank Group's work is aligned with what I consider the development priorities for Peru | 12 | 7.08 | 1.62 | 39 | 6.59 | 1.46 | 11 | 7.82 | 1.17 | 21 | 6.62 | 1.50 | 28 | 6.43 | 1.50 | 20 | 6.40 | 2.14 | 17 | 6.94 | 1.30 | 10 | 7.00 | 1.05 | 12 | 5.92 | 1.51 | 15 | 5.87 | 1.77 |

B. Overall Attitudes toward the World Bank Group (continued)

To what extent is the World Bank Group an effective development partner in Peru, in terms of each of the following? (1-To no degree at all, 10-To a very significant degree)

| | Office of President/Prime Minister/Minister | | | Employee of a Ministry | | | PMU/ Consultant | | | Bilateral/ Multilateral Agency | | | Private Sector/ Financial Sector/ Private Bank | | | CSO | | | Media | | | Independent Government Institution | | | Academia/ Research Institute/ Think Tank | | | Other | | |
|---|---|------|------|---------------------------|------|------|--------------------|------|------|--------------------------------------|------|------|--|------|------|-----|------|------|-------|------|------|--|------|------|--|------|------|-------|------|------|
| | N | Mean | SD | N | Mean | SD | N | Mean | SD | N | Mean | SD | N | Mean | SD | N | Mean | SD | N | Mean | SD | N | Mean | SD | N | Mean | SD | N | Mean | SD |
| Responsiveness to needs | 13 | 6.46 | 2.03 | 36 | 6.17 | 1.46 | 9 | 6.89 | 1.54 | 20 | 6.50 | 1.79 | 26 | 6.58 | 2.04 | 16 | 5.69 | 2.12 | 14 | 6.14 | 1.70 | 8 | 7.00 | 1.07 | 8 | 5.50 | 2.62 | 12 | 5.00 | 1.81 |
| Flexibility (in terms of the institution's products and services) | 13 | 6.08 | 1.85 | 39 | 6.15 | 1.57 | 10 | 6.80 | 1.55 | 20 | 5.65 | 1.60 | 26 | 6.46 | 2.27 | 13 | 6.00 | 1.96 | 13 | 6.00 | 1.08 | 8 | 6.75 | 1.04 | 10 | 5.20 | 2.39 | 14 | 4.86 | 1.79 |
| Flexibility (in terms of changing country circumstances) | 13 | 6.38 | 1.89 | 37 | 6.46 | 1.57 | 11 | 7.18 | 1.40 | 20 | 5.85 | 1.50 | 27 | 6.15 | 2.27 | 15 | 5.87 | 2.10 | 14 | 5.86 | 1.17 | 8 | 6.63 | 1.30 | 10 | 5.00 | 2.36 | 14 | 5.00 | 1.52 |
| Being inclusive* | 13 | 7.00 | 1.78 | 36 | 6.72 | 1.47 | 10 | 7.90 | 1.10 | 19 | 5.58 | 1.30 | 25 | 6.84 | 1.91 | 17 | 5.94 | 1.95 | 14 | 6.14 | 1.61 | 9 | 7.56 | 1.13 | 9 | 5.67 | 2.50 | 14 | 5.14 | 1.61 |
| Openness (sharing data and other information)* | 13 | 7.62 | 1.85 | 37 | 7.22 | 1.62 | 10 | 8.60 | 0.84 | 20 | 6.70 | 1.81 | 26 | 7.19 | 2.10 | 19 | 7.63 | 1.74 | 16 | 6.63 | 1.26 | 9 | 7.78 | 1.30 | 10 | 6.00 | 2.87 | 14 | 5.79 | 2.29 |
| Collaboration with the Government* | 13 | 7.69 | 1.18 | 38 | 7.50 | 1.45 | 10 | 8.60 | 0.97 | 19 | 7.32 | 1.63 | 26 | 7.27 | 1.76 | 17 | 7.47 | 1.55 | 15 | 7.07 | 1.22 | 9 | 8.00 | 1.00 | 9 | 6.11 | 2.71 | 15 | 6.07 | 2.22 |
| The speed in which it gets things accomplished on the ground* | 13 | 6.54 | 1.56 | 34 | 6.38 | 1.81 | 10 | 7.10 | 1.37 | 16 | 5.31 | 1.74 | 26 | 5.88 | 2.23 | 14 | 5.79 | 2.12 | 13 | 6.15 | 0.80 | 8 | 7.00 | 0.93 | 8 | 4.88 | 2.42 | 14 | 4.93 | 1.54 |
| Ease of access to the people at the World Bank Group who are making decisions important to my work* | 13 | 7.92 | 1.50 | 38 | 6.82 | 2.05 | 10 | 7.80 | 1.87 | 18 | 6.28 | 1.96 | 25 | 6.64 | 2.00 | 16 | 5.44 | 2.39 | 14 | 6.29 | 1.86 | 8 | 6.88 | 2.10 | 10 | 4.70 | 2.63 | 13 | 5.46 | 2.22 |
| Collaboration with civil society | 11 | 6.91 | 2.21 | 30 | 6.53 | 1.93 | 10 | 7.00 | 1.94 | 16 | 5.44 | 1.82 | 25 | 6.24 | 1.69 | 18 | 5.67 | 2.38 | 14 | 6.21 | 1.76 | 7 | 7.00 | 1.00 | 9 | 5.56 | 3.00 | 11 | 5.09 | 2.17 |
| Staff accessibility* | 13 | 8.00 | 1.53 | 37 | 6.89 | 2.21 | 10 | 7.80 | 2.10 | 19 | 6.05 | 1.93 | 24 | 7.00 | 1.62 | 17 | 5.76 | 2.39 | 14 | 6.29 | 1.94 | 7 | 7.71 | 0.76 | 8 | 4.00 | 2.07 | 12 | 5.58 | 2.50 |
| Collaboration with other donors and development partners* | 12 | 7.42 | 2.02 | 33 | 6.91 | 1.79 | 10 | 7.50 | 1.27 | 20 | 6.05 | 2.11 | 18 | 7.22 | 1.77 | 15 | 6.73 | 1.83 | 12 | 6.50 | 1.31 | 6 | 7.67 | 1.03 | 7 | 4.29 | 2.21 | 12 | 5.92 | 2.11 |
| Collaboration with the private sector* | 11 | 7.36 | 1.69 | 29 | 6.83 | 1.51 | 9 | 7.11 | 0.78 | 15 | 6.47 | 1.77 | 26 | 7.15 | 1.83 | 12 | 7.25 | 1.14 | 15 | 6.53 | 1.77 | 7 | 7.00 | 1.53 | 9 | 4.89 | 2.47 | 9 | 4.67 | 1.80 |
| Straightforwardness and honesty* | 12 | 8.33 | 1.23 | 39 | 7.85 | 1.71 | 10 | 8.20 | 1.23 | 19 | 6.53 | 2.12 | 23 | 8.00 | 1.68 | 15 | 7.27 | 1.94 | 15 | 7.27 | 1.22 | 9 | 8.33 | 1.50 | 8 | 5.38 | 2.45 | 10 | 6.40 | 1.90 |
| Treating clients and stakeholders in Peru with respect* | 12 | 8.17 | 1.53 | 39 | 7.92 | 1.60 | 10 | 7.80 | 1.75 | 21 | 6.81 | 1.83 | 26 | 8.00 | 1.77 | 15 | 7.87 | 1.25 | 14 | 7.43 | 1.28 | 9 | 8.22 | 1.09 | 9 | 6.11 | 2.93 | 11 | 6.09 | 2.12 |
| Being a long-term partner* | 13 | 8.62 | 1.04 | 35 | 7.91 | 1.70 | 10 | 8.50 | 1.35 | 17 | 7.12 | 1.83 | 26 | 8.42 | 1.70 | 14 | 8.29 | 1.20 | 16 | 7.56 | 2.10 | 9 | 8.22 | 1.30 | 9 | 5.44 | 3.21 | 12 | 6.50 | 2.50 |

*Significantly different between stakeholder groups

B. Overall Attitudes toward the World Bank Group (continued)

When World Bank Group assisted reform efforts fail or are slow to take place, which of the following would you attribute this to? (Choose no more than TWO)

| Percentage of Respondents (Responses combined) | Office of President/Prime Minister/Minister | Employee of a Ministry | PMU/ Consultant | Bilateral/ Multilateral Agency | Private Sector/ Financial Sector/ Private Bank | CSO | Media | Independent Government Institution | Academia/ Research Institute/ Think Tank | Other |
|--|---|---------------------------|--------------------|--------------------------------------|--|-------|-------|--|--|-------|
| The Government works inefficiently | 0.0% | 26.3% | 36.4% | 23.8% | 32.1% | 19.0% | 52.9% | 11.1% | 33.3% | 26.7% |
| Poor donor coordination | 16.7% | 10.5% | 9.1% | 4.8% | 10.7% | 4.8% | 0.0% | 11.1% | 0.0% | 13.3% |
| The World Bank Group is not sensitive enough to political/social realities on the ground | 33.3% | 31.6% | 18.2% | 23.8% | 7.1% | 33.3% | 23.5% | 11.1% | 25.0% | 13.3% |
| Lack of/inadequate levels of capacity in Government* | 25.0% | 28.9% | 36.4% | 47.6% | 35.7% | 19.0% | 23.5% | 77.8% | 66.7% | 13.3% |
| There is not an adequate level of citizen/civil society participation | 16.7% | 13.2% | 0.0% | 42.9% | 17.9% | 42.9% | 23.5% | 11.1% | 25.0% | 26.7% |
| The World Bank Group works too slowly* | 0.0% | 7.9% | 0.0% | 4.8% | 21.4% | 0.0% | 5.9% | 0.0% | 25.0% | 20.0% |
| The World Bank Group does not do adequate follow through/follow-up | 25.0% | 7.9% | 9.1% | 9.5% | 10.7% | 9.5% | 11.8% | 22.2% | 8.3% | 6.7% |
| Political pressures and obstacles | 16.7% | 36.8% | 27.3% | 14.3% | 32.1% | 28.6% | 23.5% | 11.1% | 8.3% | 20.0% |
| Reforms are not well thought out in light of country challenges | 8.3% | 13.2% | 9.1% | 23.8% | 17.9% | 19.0% | 17.6% | 33.3% | 8.3% | 13.3% |
| Other* | 8.3% | 2.6% | 18.2% | 0.0% | 0.0% | 0.0% | 0.0% | 0.0% | 0.0% | 0.0% |

*Significantly different between stakeholder groups

C. World Bank Group's Effectiveness and Results

In your opinion, how IMPORTANT is it for the World Bank Group to be involved in the following areas of development in Peru? (1-Not important at all, 10-Very important)

| | Office of President/Prime Minister/Minister | | | Employee of a Ministry | | | PMU/Consultant | | | Bilateral/Multilateral Agency | | | Private Sector/Financial Sector/Private Bank | | | CSO | | | Media | | | Independent Government Institution | | | Academia/Research Institute/Think Tank | | | Other | | |
|---|---|------|------|------------------------|------|------|----------------|------|------|-------------------------------|------|------|--|------|------|-----|------|------|-------|------|------|------------------------------------|------|------|--|------|------|-------|------|------|
| | N | Mean | SD | N | Mean | SD | N | Mean | SD | N | Mean | SD | N | Mean | SD | N | Mean | SD | N | Mean | SD | N | Mean | SD | N | Mean | SD | N | Mean | SD |
| Security | 8 | 7.88 | 1.73 | 28 | 7.29 | 2.29 | 9 | 7.56 | 2.30 | 14 | 6.29 | 2.46 | 24 | 6.79 | 2.64 | 18 | 6.06 | 2.29 | 16 | 7.13 | 1.75 | 7 | 7.71 | 2.21 | 11 | 6.73 | 2.80 | 12 | 6.25 | 2.56 |
| Financial markets* | 10 | 7.80 | 1.69 | 33 | 7.39 | 1.84 | 10 | 6.90 | 1.29 | 16 | 6.63 | 2.13 | 25 | 8.00 | 1.58 | 15 | 8.47 | 1.60 | 16 | 7.69 | 1.20 | 7 | 8.57 | 1.13 | 10 | 6.50 | 1.96 | 12 | 6.83 | 2.82 |
| Transport | 11 | 8.64 | 1.21 | 29 | 7.48 | 1.68 | 10 | 8.10 | 0.57 | 17 | 7.47 | 2.07 | 24 | 7.96 | 1.81 | 18 | 7.33 | 1.91 | 16 | 7.94 | 1.73 | 6 | 8.33 | 1.03 | 12 | 6.92 | 1.83 | 14 | 6.79 | 2.81 |
| Anti corruption | 10 | 8.30 | 1.42 | 33 | 7.73 | 2.02 | 11 | 8.27 | 1.49 | 17 | 7.82 | 1.98 | 24 | 7.71 | 2.18 | 20 | 8.10 | 1.92 | 15 | 7.93 | 1.79 | 6 | 8.17 | 1.47 | 11 | 7.55 | 2.21 | 13 | 6.62 | 3.10 |
| Law and justice | 9 | 8.11 | 1.76 | 30 | 7.27 | 2.08 | 11 | 7.82 | 1.54 | 15 | 7.07 | 2.49 | 24 | 6.92 | 1.93 | 18 | 7.83 | 1.82 | 15 | 7.07 | 2.25 | 6 | 7.67 | 1.51 | 10 | 6.80 | 2.35 | 12 | 6.17 | 2.89 |
| Urban development | 9 | 8.56 | 1.74 | 30 | 7.30 | 1.93 | 9 | 7.33 | 1.58 | 17 | 7.35 | 2.45 | 25 | 8.00 | 1.66 | 18 | 7.11 | 2.14 | 15 | 7.93 | 2.02 | 6 | 7.50 | 1.38 | 12 | 7.42 | 1.62 | 11 | 6.36 | 2.62 |
| Environmental sustainability | 11 | 8.27 | 1.62 | 32 | 7.62 | 1.64 | 10 | 7.90 | 1.52 | 16 | 7.31 | 2.44 | 25 | 8.24 | 1.71 | 20 | 8.40 | 1.90 | 16 | 8.25 | 1.24 | 7 | 9.00 | 1.00 | 12 | 7.00 | 2.63 | 13 | 7.23 | 2.71 |
| Trade and exports | 9 | 7.11 | 1.83 | 30 | 6.90 | 1.95 | 9 | 6.78 | 1.30 | 16 | 7.13 | 1.71 | 24 | 7.58 | 1.41 | 16 | 6.94 | 3.13 | 14 | 7.50 | 1.51 | 6 | 8.00 | 1.67 | 8 | 6.25 | 2.38 | 12 | 7.00 | 2.41 |
| Information and communications technology | 10 | 8.60 | 1.35 | 31 | 7.29 | 1.90 | 9 | 7.22 | 1.48 | 16 | 7.50 | 1.83 | 25 | 7.64 | 1.85 | 17 | 7.35 | 2.12 | 15 | 7.67 | 1.63 | 6 | 8.33 | 1.03 | 12 | 6.33 | 1.83 | 13 | 7.08 | 2.43 |
| Poverty reduction | 11 | 8.64 | 1.63 | 33 | 8.33 | 1.51 | 9 | 9.00 | 1.22 | 16 | 8.44 | 1.75 | 25 | 8.48 | 1.76 | 20 | 8.95 | 1.79 | 14 | 8.07 | 1.98 | 8 | 9.50 | 0.76 | 12 | 7.92 | 2.61 | 14 | 7.93 | 2.73 |
| Gender equity | 11 | 8.09 | 1.64 | 32 | 7.44 | 1.83 | 9 | 8.11 | 1.36 | 15 | 6.93 | 2.55 | 24 | 7.42 | 1.91 | 20 | 7.90 | 1.83 | 15 | 7.73 | 2.31 | 7 | 8.86 | 1.07 | 12 | 6.42 | 3.42 | 15 | 7.13 | 2.64 |
| Private sector development | 10 | 7.60 | 2.27 | 30 | 7.37 | 1.75 | 8 | 7.50 | 1.20 | 16 | 7.63 | 1.89 | 25 | 7.60 | 1.22 | 16 | 6.94 | 2.72 | 16 | 7.81 | 2.10 | 6 | 7.83 | 1.17 | 12 | 7.00 | 2.34 | 12 | 7.08 | 2.47 |
| Foreign direct investment | 10 | 7.30 | 2.58 | 30 | 7.40 | 1.98 | 8 | 7.00 | 1.69 | 16 | 7.38 | 1.96 | 25 | 7.32 | 1.55 | 17 | 7.00 | 2.89 | 15 | 7.27 | 1.98 | 6 | 7.67 | 1.37 | 10 | 6.30 | 2.71 | 13 | 7.00 | 2.61 |
| Water and sanitation | 10 | 9.20 | 1.03 | 32 | 8.34 | 1.58 | 10 | 8.80 | 0.92 | 16 | 8.06 | 1.57 | 25 | 8.32 | 1.80 | 19 | 8.26 | 1.69 | 15 | 8.33 | 1.45 | 7 | 9.00 | 1.15 | 12 | 8.42 | 1.78 | 14 | 7.29 | 3.07 |
| Regulatory framework | 9 | 8.11 | 1.54 | 31 | 7.48 | 1.52 | 10 | 8.00 | 0.67 | 16 | 7.31 | 2.12 | 25 | 7.60 | 2.36 | 17 | 7.29 | 2.08 | 15 | 7.33 | 2.29 | 8 | 8.00 | 1.69 | 10 | 7.70 | 2.58 | 15 | 6.93 | 2.79 |
| Economic growth | 9 | 8.67 | 1.58 | 34 | 8.44 | 1.44 | 10 | 8.20 | 1.23 | 16 | 8.31 | 1.74 | 25 | 8.24 | 2.18 | 18 | 8.28 | 1.67 | 15 | 8.07 | 1.39 | 7 | 9.00 | 1.15 | 11 | 7.18 | 2.18 | 13 | 7.92 | 2.25 |
| Energy | 11 | 8.18 | 1.54 | 31 | 8.26 | 1.44 | 9 | 7.33 | 1.66 | 16 | 7.63 | 2.16 | 25 | 7.72 | 2.07 | 18 | 8.00 | 1.97 | 16 | 7.81 | 1.76 | 6 | 8.50 | 1.38 | 11 | 7.27 | 2.20 | 14 | 7.50 | 2.71 |
| Disaster management | 10 | 9.20 | 1.03 | 29 | 7.97 | 1.57 | 9 | 7.44 | 1.42 | 15 | 7.53 | 1.96 | 22 | 7.55 | 2.11 | 18 | 6.72 | 2.42 | 16 | 7.75 | 1.77 | 7 | 8.43 | 1.51 | 10 | 7.80 | 2.25 | 12 | 7.00 | 2.56 |
| Public sector governance/reform | 10 | 9.00 | 1.15 | 33 | 8.42 | 1.70 | 10 | 8.60 | 0.97 | 15 | 8.33 | 1.40 | 24 | 7.96 | 2.27 | 20 | 8.45 | 1.57 | 16 | 7.81 | 1.80 | 8 | 8.75 | 1.39 | 11 | 8.18 | 1.60 | 14 | 7.71 | 2.43 |
| Job creation/employment | 10 | 7.30 | 1.57 | 30 | 7.53 | 1.66 | 9 | 6.67 | 1.66 | 16 | 7.00 | 2.22 | 25 | 7.40 | 2.04 | 17 | 6.47 | 2.35 | 15 | 7.07 | 2.25 | 6 | 8.00 | 1.10 | 12 | 6.75 | 2.63 | 12 | 5.75 | 2.83 |
| Communicable/non-communicable diseases | 9 | 7.78 | 1.79 | 28 | 7.04 | 1.79 | 9 | 6.56 | 1.67 | 15 | 5.87 | 2.33 | 23 | 7.17 | 1.92 | 18 | 5.89 | 2.27 | 15 | 7.07 | 2.34 | 6 | 8.00 | 1.79 | 11 | 7.18 | 2.40 | 13 | 7.00 | 2.58 |
| Equality of opportunity | 10 | 8.30 | 1.64 | 28 | 7.21 | 1.87 | 10 | 8.20 | 1.23 | 15 | 7.00 | 2.67 | 24 | 7.63 | 1.79 | 19 | 7.58 | 2.46 | 16 | 7.87 | 1.67 | 8 | 8.50 | 1.51 | 11 | 7.45 | 3.08 | 12 | 7.25 | 2.56 |
| Social protection | 10 | 8.40 | 1.65 | 29 | 7.45 | 1.76 | 10 | 7.70 | 1.57 | 16 | 7.06 | 2.43 | 25 | 6.96 | 2.44 | 20 | 6.85 | 2.48 | 16 | 7.44 | 2.16 | 6 | 7.83 | 1.72 | 11 | 7.27 | 2.80 | 14 | 6.64 | 2.24 |
| Rural development | 11 | 8.82 | 1.17 | 29 | 7.90 | 1.74 | 9 | 7.89 | 1.45 | 16 | 7.38 | 2.28 | 25 | 8.00 | 2.24 | 19 | 8.00 | 1.83 | 15 | 7.87 | 1.88 | 6 | 9.00 | 0.63 | 12 | 7.00 | 2.49 | 11 | 7.36 | 2.20 |
| Global/regional integration | 10 | 7.80 | 2.66 | 26 | 8.00 | 1.50 | 8 | 7.38 | 1.77 | 15 | 6.40 | 2.20 | 22 | 7.77 | 2.18 | 19 | 7.63 | 2.14 | 14 | 7.50 | 1.56 | 6 | 8.33 | 1.51 | 10 | 6.50 | 2.76 | 13 | 7.15 | 2.23 |
| Food security | 10 | 7.80 | 2.66 | 27 | 7.81 | 1.80 | 9 | 7.67 | 1.73 | 15 | 6.33 | 2.35 | 23 | 7.74 | 2.22 | 20 | 7.40 | 2.11 | 15 | 7.00 | 1.93 | 6 | 8.83 | 0.98 | 11 | 7.00 | 2.72 | 12 | 6.75 | 2.56 |
| Natural resource management | 10 | 7.70 | 2.58 | 28 | 7.96 | 1.79 | 9 | 7.56 | 1.81 | 15 | 7.60 | 1.92 | 25 | 7.48 | 2.31 | 19 | 7.58 | 2.27 | 16 | 7.25 | 2.05 | 6 | 8.33 | 1.51 | 11 | 7.27 | 2.41 | 12 | 7.08 | 2.39 |
| Health | 9 | 9.22 | 0.83 | 29 | 8.38 | 1.59 | 10 | 8.40 | 0.97 | 16 | 7.19 | 2.46 | 23 | 8.17 | 1.97 | 19 | 7.63 | 2.39 | 16 | 7.88 | 1.78 | 6 | 8.83 | 1.60 | 11 | 7.64 | 2.46 | 13 | 7.31 | 2.72 |
| Climate change | 9 | 8.56 | 1.88 | 31 | 8.39 | 1.67 | 10 | 8.00 | 1.25 | 15 | 8.20 | 1.61 | 24 | 7.96 | 2.01 | 20 | 7.80 | 2.09 | 15 | 8.40 | 1.55 | 7 | 9.43 | 0.98 | 12 | 7.33 | 2.77 | 13 | 7.31 | 2.43 |
| Agricultural development | 9 | 8.89 | 1.27 | 31 | 8.00 | 1.51 | 9 | 8.22 | 1.20 | 16 | 7.75 | 1.98 | 25 | 8.00 | 1.91 | 18 | 7.61 | 1.88 | 16 | 7.75 | 2.11 | 6 | 8.83 | 0.98 | 11 | 7.18 | 2.71 | 12 | 7.08 | 2.35 |
| Education | 10 | 9.30 | 1.57 | 29 | 8.66 | 1.59 | 9 | 9.22 | 0.83 | 16 | 8.38 | 1.78 | 24 | 8.71 | 1.55 | 20 | 8.00 | 2.13 | 14 | 8.14 | 1.88 | 8 | 9.50 | 0.76 | 11 | 8.00 | 2.28 | 12 | 7.33 | 3.08 |

*Significantly different between stakeholder groups

C. World Bank Group's Effectiveness and Results (continued)

How EFFECTIVE do you believe the World Bank Group is in terms of the work it does in the following areas of development in Peru? (1-Not effective at all, 10-Very effective)

| | Office of President/Prime Minister/Minister | | | Employee of a Ministry | | | PMU/ Consultant | | | Bilateral/ Multilateral Agency | | | Private Sector/ Financial Sector/ Private Bank | | | CSO | | | Media | | | Independent Government Institution | | | Academia/ Research Institute/ Think Tank | | | Other | | |
|---|---|------|------|---------------------------|------|------|--------------------|------|------|--------------------------------------|------|------|--|------|------|-----|------|------|-------|------|------|--|------|------|--|------|------|-------|------|------|
| | N | Mean | SD | N | Mean | SD | N | Mean | SD | N | Mean | SD | N | Mean | SD | N | Mean | SD | N | Mean | SD | N | Mean | SD | N | Mean | SD | N | Mean | SD |
| Gender equity* | 2 | 7.00 | 0.00 | 16 | 6.13 | 1.59 | 1 | 9.00 | - | 12 | 4.75 | 2.22 | 13 | 6.69 | 2.10 | 10 | 7.00 | 1.41 | 11 | 6.73 | 2.15 | 2 | 4.5 | 3.54 | 1 | 3.00 | - | 4 | 5.00 | 1.63 |
| Information and communications technology | 2 | 7.00 | 0.00 | 14 | 6.50 | 1.83 | 2 | 8.50 | 0.71 | 7 | 5.57 | 1.40 | 13 | 7.15 | 2.19 | 6 | 7.00 | 1.79 | 12 | 6.75 | 1.86 | 3 | 6.33 | 2.08 | 1 | 3.00 | - | 4 | 5.75 | 2.99 |
| Transport | 7 | 8.29 | 1.38 | 16 | 7.00 | 1.75 | 4 | 8.50 | 1.00 | 8 | 6.25 | 2.05 | 15 | 7.40 | 2.20 | 8 | 7.13 | 1.73 | 14 | 6.79 | 1.85 | 2 | 7.50 | 0.71 | 4 | 6.25 | 1.71 | 6 | 6.83 | 2.86 |
| Security | 1 | 7.00 | - | 10 | 5.80 | 1.40 | 1 | 9.00 | - | 5 | 4.00 | 2.00 | 13 | 6.15 | 1.86 | 6 | 5.50 | 1.97 | 13 | 6.00 | 1.96 | 1 | 6.00 | - | 2 | 5.00 | 1.41 | 4 | 5.50 | 2.52 |
| Law and justice* | 3 | 8.67 | 2.31 | 11 | 5.91 | 2.12 | 5 | 8.80 | 0.84 | 6 | 4.83 | 2.32 | 13 | 6.08 | 1.93 | 12 | 6.67 | 0.98 | 11 | 6.27 | 1.90 | 1 | 7.00 | - | 2 | 4.50 | 2.12 | 5 | 7.00 | 2.83 |
| Urban development | 4 | 7.50 | 1.73 | 12 | 6.33 | 1.50 | 3 | 8.00 | 0.00 | 8 | 5.25 | 2.05 | 14 | 7.07 | 1.90 | 9 | 7.00 | 1.50 | 14 | 6.79 | 2.15 | 2 | 7.00 | 1.41 | 3 | 6.00 | 2.65 | 5 | 7.40 | 3.21 |
| Environmental sustainability | 6 | 7.67 | 1.21 | 16 | 6.69 | 1.58 | 5 | 8.40 | 0.55 | 8 | 5.50 | 2.00 | 16 | 6.94 | 1.73 | 12 | 7.00 | 1.60 | 14 | 7.36 | 2.17 | 3 | 7.33 | 1.15 | 3 | 6.33 | 2.52 | 5 | 7.40 | 3.21 |
| Regulatory framework | 4 | 8.25 | 1.26 | 14 | 6.50 | 1.95 | 3 | 8.33 | 0.58 | 7 | 6.29 | 1.60 | 17 | 6.47 | 2.45 | 9 | 6.78 | 1.92 | 13 | 6.77 | 2.05 | 5 | 7.80 | 0.84 | 4 | 6.00 | 1.83 | 6 | 7.67 | 2.73 |
| Communicable/non-communicable diseases | 2 | 5.00 | 2.83 | 10 | 6.10 | 1.60 | 2 | 8.00 | 0.00 | 4 | 4.50 | 2.38 | 11 | 6.27 | 2.10 | 7 | 6.00 | 2.16 | 11 | 6.27 | 1.95 | 2 | 6.00 | 1.41 | 2 | 6.00 | 2.83 | 5 | 7.20 | 3.11 |
| Poverty reduction | 8 | 8.13 | 1.36 | 28 | 7.50 | 1.35 | 9 | 8.67 | 1.00 | 11 | 6.27 | 2.28 | 17 | 7.24 | 2.17 | 16 | 7.62 | 2.00 | 15 | 7.27 | 2.25 | 6 | 7.33 | 1.51 | 5 | 6.00 | 1.87 | 9 | 8.22 | 2.44 |
| Anti corruption | 2 | 5.50 | 2.12 | 14 | 6.29 | 1.86 | 3 | 8.67 | 0.58 | 8 | 5.00 | 2.00 | 14 | 7.07 | 1.94 | 13 | 5.62 | 2.47 | 14 | 7.07 | 2.30 | 3 | 7.00 | 1.00 | 4 | 4.50 | 2.38 | 7 | 7.29 | 2.63 |
| Private sector development | 4 | 8.75 | 1.50 | 17 | 7.24 | 1.44 | 1 | 8.00 | - | 7 | 6.71 | 2.21 | 19 | 7.68 | 1.49 | 10 | 7.70 | 1.06 | 15 | 7.27 | 2.28 | 3 | 6.33 | 0.58 | 4 | 6.00 | 2.45 | 5 | 6.20 | 2.59 |
| Foreign direct investment | 4 | 8.50 | 1.73 | 15 | 7.47 | 1.55 | 1 | 8.00 | - | 7 | 6.57 | 2.23 | 17 | 7.76 | 1.52 | 10 | 7.30 | 1.42 | 13 | 7.08 | 2.43 | 1 | 6.00 | - | 4 | 6.00 | 2.71 | 5 | 7.20 | 3.03 |
| Water and sanitation | 9 | 8.33 | 1.41 | 21 | 7.62 | 1.77 | 8 | 8.75 | 1.16 | 11 | 6.91 | 2.17 | 17 | 7.59 | 2.15 | 14 | 7.00 | 1.52 | 13 | 7.54 | 2.26 | 2 | 7.00 | 0.00 | 4 | 6.50 | 2.65 | 7 | 7.57 | 2.57 |
| Trade and exports | 2 | 8.00 | 1.41 | 15 | 7.00 | 1.41 | 1 | 8.00 | - | 7 | 6.57 | 2.51 | 15 | 7.53 | 1.46 | 8 | 7.37 | 1.30 | 12 | 7.17 | 1.95 | 2 | 5.50 | 0.71 | 3 | 5.67 | 2.08 | 7 | 7.43 | 2.57 |
| Economic growth | 8 | 8.25 | 1.04 | 26 | 7.58 | 1.45 | 2 | 9.50 | 0.71 | 9 | 7.22 | 1.99 | 19 | 7.79 | 2.18 | 14 | 7.21 | 1.31 | 15 | 7.73 | 2.22 | 4 | 7.50 | 1.29 | 5 | 7.20 | 2.59 | 6 | 7.83 | 2.79 |
| Health | 7 | 7.86 | 1.35 | 21 | 7.14 | 1.82 | 6 | 8.50 | 1.22 | 7 | 6.00 | 2.58 | 15 | 6.93 | 1.91 | 13 | 7.23 | 2.01 | 14 | 7.14 | 2.35 | 2 | 7.00 | 0.00 | 4 | 6.75 | 2.63 | 8 | 8.13 | 2.42 |
| Disaster management | 7 | 8.71 | 1.38 | 16 | 7.19 | 1.47 | 1 | 8.00 | - | 7 | 5.00 | 2.58 | 15 | 6.80 | 2.54 | 9 | 6.33 | 2.50 | 13 | 6.92 | 2.18 | 2 | 7.00 | 1.41 | 2 | 6.00 | 2.83 | 5 | 7.00 | 2.74 |
| Public sector governance/reform | 9 | 8.33 | 1.12 | 25 | 7.44 | 1.66 | 5 | 9.20 | 0.45 | 12 | 6.58 | 2.23 | 17 | 6.65 | 2.57 | 12 | 6.25 | 2.30 | 13 | 6.77 | 1.83 | 3 | 7.00 | 1.73 | 5 | 6.40 | 2.30 | 10 | 7.70 | 2.26 |
| Job creation/employment | 2 | 7.00 | 1.41 | 16 | 7.00 | 1.83 | 1 | 8.00 | - | 8 | 6.00 | 2.93 | 17 | 6.82 | 2.27 | 8 | 6.88 | 1.25 | 11 | 6.91 | 1.92 | 3 | 7.33 | 1.15 | 2 | 6.50 | 2.12 | 6 | 6.67 | 2.58 |
| Financial markets | 4 | 8.25 | 1.50 | 19 | 7.53 | 1.43 | 1 | 8.00 | - | 7 | 6.71 | 2.69 | 20 | 7.65 | 1.42 | 9 | 7.56 | 1.51 | 13 | 7.00 | 1.78 | 4 | 8.25 | 1.71 | 3 | 7.67 | 2.52 | 8 | 7.50 | 2.39 |
| Equality of opportunity* | 6 | 8.00 | 1.41 | 19 | 7.32 | 1.77 | 4 | 9.25 | 0.96 | 7 | 4.29 | 1.70 | 16 | 6.94 | 1.81 | 11 | 6.91 | 2.34 | 14 | 6.86 | 1.99 | 3 | 7.67 | 1.15 | 2 | 6.00 | 2.83 | 8 | 7.50 | 2.56 |
| Energy | 7 | 8.00 | 1.29 | 16 | 7.63 | 1.36 | 3 | 8.67 | 0.58 | 7 | 6.86 | 2.19 | 15 | 7.13 | 1.81 | 10 | 7.40 | 1.51 | 13 | 6.92 | 1.93 | 1 | 6.00 | - | 3 | 7.00 | 1.00 | 5 | 6.80 | 2.86 |
| Rural development | 6 | 8.00 | 1.41 | 23 | 7.22 | 1.73 | 6 | 8.83 | 1.17 | 6 | 4.83 | 2.04 | 14 | 7.21 | 2.04 | 11 | 6.82 | 2.18 | 15 | 7.00 | 2.04 | 3 | 7.33 | 0.58 | 2 | 6.50 | 2.12 | 7 | 7.43 | 2.57 |
| Global/regional integration | 4 | 8.00 | 1.63 | 16 | 7.56 | 1.46 | 4 | 8.50 | 1.73 | 7 | 6.43 | 2.76 | 17 | 7.41 | 1.91 | 10 | 8.20 | 1.03 | 13 | 7.00 | 1.73 | 2 | 7.00 | 1.41 | 1 | 8.00 | - | 6 | 7.00 | 2.76 |
| Food security | 4 | 8.25 | 1.50 | 19 | 7.63 | 1.83 | 5 | 9.40 | 0.55 | 5 | 5.60 | 2.51 | 12 | 7.17 | 1.99 | 10 | 6.70 | 2.16 | 14 | 6.71 | 2.09 | 1 | 7.00 | - | 2 | 9.00 | 1.41 | 6 | 7.17 | 2.71 |
| Education | 8 | 8.00 | 2.00 | 23 | 7.52 | 1.86 | 5 | 8.80 | 0.84 | 7 | 6.71 | 1.60 | 19 | 7.53 | 2.22 | 14 | 6.57 | 2.03 | 15 | 7.33 | 2.26 | 4 | 6.50 | 1.91 | 5 | 5.00 | 2.74 | 7 | 7.57 | 2.70 |
| Social protection | 7 | 7.71 | 1.98 | 19 | 7.16 | 1.86 | 3 | 8.00 | 1.00 | 6 | 5.83 | 2.04 | 14 | 6.71 | 2.43 | 9 | 7.22 | 2.22 | 12 | 6.92 | 1.88 | 1 | 7.00 | - | 1 | 8.00 | - | 7 | 7.29 | 2.50 |
| Climate change | 7 | 7.71 | 1.60 | 21 | 7.71 | 1.49 | 4 | 8.50 | 1.00 | 9 | 5.56 | 2.01 | 13 | 7.46 | 2.11 | 11 | 6.91 | 2.12 | 15 | 7.67 | 2.09 | 3 | 8.00 | 1.00 | 1 | 9.00 | - | 6 | 7.17 | 2.71 |
| Agricultural development | 3 | 7.33 | 0.58 | 22 | 7.77 | 1.51 | 4 | 8.75 | 1.26 | 7 | 5.71 | 2.75 | 14 | 7.21 | 1.89 | 11 | 6.91 | 2.17 | 14 | 7.29 | 2.20 | 1 | 7.00 | - | 3 | 5.67 | 2.08 | 6 | 7.17 | 2.71 |
| Natural resource management | 5 | 7.40 | 1.14 | 19 | 7.47 | 1.54 | 3 | 8.33 | 1.15 | 9 | 6.89 | 2.42 | 15 | 7.13 | 2.42 | 10 | 6.90 | 2.47 | 14 | 6.93 | 2.20 | 2 | 8.00 | 2.83 | 2 | 4.50 | 0.71 | 6 | 7.17 | 2.71 |

*Significantly different between stakeholder groups

C. World Bank Group's Effectiveness and Results (continued)

| | Office of President/Prime Minister/Minister | | | Employee of a Ministry | | | PMU/ Consultant | | | Bilateral/ Multilateral Agency | | | Private Sector/ Financial Sector/ Private Bank | | | CSO | | | Media | | | Independent Government Institution | | | Academia/ Research Institute/ Think Tank | | | Other | | |
|--|---|------|------|------------------------|------|------|-----------------|------|------|--------------------------------|------|------|--|------|------|-----|------|------|-------|------|------|------------------------------------|------|------|--|------|------|-------|------|------|
| | N | Mean | SD | N | Mean | SD | N | Mean | SD | N | Mean | SD | N | Mean | SD | N | Mean | SD | N | Mean | SD | N | Mean | SD | N | Mean | SD | N | Mean | SD |
| To what extent does the World Bank Group's work help to achieve development results in Peru? | 10 | 6.90 | 1.73 | 34 | 6.59 | 1.31 | 10 | 7.60 | 1.07 | 19 | 6.16 | 1.50 | 24 | 6.75 | 1.45 | 19 | 6.68 | 1.57 | 15 | 6.67 | 1.54 | 8 | 7.13 | 1.13 | 8 | 6.00 | 1.31 | 14 | 6.29 | 1.82 |

(1-To no degree at all, 10-To a very significant degree)

To what extent do you agree with the following statements about the World Bank Group in Peru? (1-Strongly disagree, 10-Strongly agree)

| | Office of President/Prime Minister/Minister | | | Employee of a Ministry | | | PMU/ Consultant | | | Bilateral/ Multilateral Agency | | | Private Sector/ Financial Sector/ Private Bank | | | CSO | | | Media | | | Independent Government Institution | | | Academia/ Research Institute/ Think Tank | | | Other | | |
|---|---|------|------|------------------------|------|------|-----------------|------|------|--------------------------------|------|------|--|------|------|-----|------|------|-------|------|------|------------------------------------|------|------|--|------|------|-------|------|------|
| | N | Mean | SD | N | Mean | SD | N | Mean | SD | N | Mean | SD | N | Mean | SD | N | Mean | SD | N | Mean | SD | N | Mean | SD | N | Mean | SD | N | Mean | SD |
| The World Bank Group's financial instruments meet the needs of Peru | 10 | 6.90 | 1.97 | 31 | 6.71 | 1.47 | 9 | 8.11 | 1.45 | 18 | 6.56 | 1.69 | 26 | 6.96 | 2.05 | 17 | 6.65 | 1.80 | 14 | 7.00 | 1.71 | 6 | 7.33 | 1.21 | 7 | 5.71 | 1.80 | 13 | 5.85 | 1.82 |
| The World Bank Group meets Peru's needs for knowledge services | 10 | 6.80 | 1.93 | 33 | 7.15 | 1.56 | 9 | 7.78 | 1.09 | 18 | 6.50 | 1.65 | 24 | 6.54 | 1.98 | 20 | 7.50 | 1.57 | 15 | 6.80 | 1.86 | 8 | 7.88 | 0.99 | 8 | 6.13 | 1.46 | 13 | 5.92 | 2.18 |

| | Office of President/Prime Minister/Minister | | | Employee of a Ministry | | | PMU/ Consultant | | | Bilateral/ Multilateral Agency | | | Private Sector/ Financial Sector/ Private Bank | | | CSO | | | Media | | | Independent Government Institution | | | Academia/ Research Institute/ Think Tank | | | Other | | |
|--|---|------|------|------------------------|------|------|-----------------|------|------|--------------------------------|------|------|--|------|------|-----|------|------|-------|------|------|------------------------------------|------|------|--|------|------|-------|------|------|
| | N | Mean | SD | N | Mean | SD | N | Mean | SD | N | Mean | SD | N | Mean | SD | N | Mean | SD | N | Mean | SD | N | Mean | SD | N | Mean | SD | N | Mean | SD |
| To what extent do you believe that Peru received value for money from the World Bank Group's Reimbursable Advisory Services? | 9 | 6.89 | 2.09 | 26 | 6.85 | 1.71 | 10 | 7.60 | 1.51 | 13 | 5.85 | 1.86 | 18 | 6.83 | 1.47 | 13 | 7.08 | 2.14 | 11 | 6.18 | 1.60 | 7 | 7.43 | 0.79 | 5 | 5.60 | 2.07 | 12 | 6.25 | 2.05 |

(1-To no degree at all, 10-To a very significant degree)

| | Office of President/Prime Minister/Minister | | | Employee of a Ministry | | | PMU/ Consultant | | | Bilateral/ Multilateral Agency | | | Private Sector/ Financial Sector/ Private Bank | | | CSO | | | Media | | | Independent Government Institution | | | Academia/ Research Institute/ Think Tank | | | Other | | |
|--|---|------|------|------------------------|------|------|-----------------|------|------|--------------------------------|------|------|--|------|------|-----|------|------|-------|------|------|------------------------------------|------|------|--|------|------|-------|------|------|
| | N | Mean | SD | N | Mean | SD | N | Mean | SD | N | Mean | SD | N | Mean | SD | N | Mean | SD | N | Mean | SD | N | Mean | SD | N | Mean | SD | N | Mean | SD |
| To what extent do you believe the World Bank Group measures and corrects its work in real time in Peru?* | 10 | 7.00 | 1.83 | 28 | 6.64 | 1.66 | 10 | 7.50 | 1.35 | 9 | 5.78 | 1.92 | 20 | 6.50 | 1.47 | 13 | 6.23 | 2.05 | 11 | 5.82 | 1.78 | 8 | 6.88 | 1.55 | 6 | 5.00 | 1.79 | 10 | 4.90 | 2.13 |

(1-To no degree at all, 10-To a very significant degree) *Significantly different between stakeholder groups

D. The World Bank Group's Knowledge Work and Activities

How frequently do you consult World Bank Group's knowledge work and activities in the work you do?

| Percentage of Respondents | Office of President/Prime Minister/Minister | Employee of a Ministry | PMU/ Consultant | Bilateral/ Multilateral Agency | Private Sector/ Financial Sector/ Private Bank | CSO | Media | Independent Government Institution | Academia/ Research Institute/ Think Tank | Other |
|---------------------------|---|---------------------------|--------------------|--------------------------------------|--|-------|-------|--|--|-------|
| Weekly | 30.0% | 17.6% | 10.0% | 5.6% | 3.7% | 15.0% | 14.3% | 0.0% | 10.0% | 7.1% |
| Monthly | 40.0% | 38.2% | 30.0% | 27.8% | 22.2% | 45.0% | 57.1% | 22.2% | 10.0% | 35.7% |
| A few times a year | 30.0% | 29.4% | 60.0% | 44.4% | 44.4% | 35.0% | 28.6% | 77.8% | 40.0% | 42.9% |
| Rarely | 0.0% | 14.7% | 0.0% | 22.2% | 18.5% | 5.0% | 0.0% | 0.0% | 30.0% | 7.1% |
| Never | 0.0% | 0.0% | 0.0% | 0.0% | 11.1% | 0.0% | 0.0% | 0.0% | 10.0% | 7.1% |

In Peru, to what extent do you believe that the World Bank Group's knowledge work and activities: (1-To no degree at all, 10-To a very significant degree)

| | Office of President/Prime Minister/Minister | | | Employee of a Ministry | | | PMU/ Consultant | | | Bilateral/ Multilateral Agency | | | Private Sector/ Financial Sector/ Private Bank | | | CSO | | | Media | | | Independent Government Institution | | | Academia/ Research Institute/ Think Tank | | | Other | | |
|--|---|------|------|---------------------------|------|------|--------------------|------|------|--------------------------------------|------|------|--|------|------|-----|------|------|-------|------|------|--|------|------|--|------|------|-------|------|------|
| | N | Mean | SD | N | Mean | SD | N | Mean | SD | N | Mean | SD | N | Mean | SD | N | Mean | SD | N | Mean | SD | N | Mean | SD | N | Mean | SD | N | Mean | SD |
| Are timely | 10 | 7.50 | 1.18 | 31 | 7.23 | 1.38 | 8 | 7.38 | 1.19 | 18 | 6.56 | 1.79 | 23 | 6.78 | 1.59 | 20 | 7.25 | 1.48 | 14 | 6.86 | 1.79 | 7 | 7.71 | 0.95 | 6 | 5.67 | 2.73 | 10 | 6.70 | 2.45 |
| Lead to practical solutions | 10 | 7.70 | 0.67 | 31 | 6.87 | 1.34 | 8 | 7.38 | 1.06 | 17 | 6.00 | 1.70 | 23 | 6.43 | 2.23 | 20 | 6.75 | 1.55 | 14 | 6.43 | 1.79 | 7 | 7.86 | 0.90 | 8 | 5.50 | 2.14 | 11 | 6.45 | 1.92 |
| Are accessible (well written and easy to understand)* | 10 | 8.10 | 0.88 | 32 | 7.34 | 1.38 | 10 | 7.70 | 1.34 | 18 | 6.67 | 1.94 | 23 | 6.96 | 1.87 | 20 | 8.05 | 1.47 | 14 | 6.50 | 1.79 | 7 | 7.86 | 0.90 | 9 | 5.89 | 2.32 | 12 | 6.58 | 2.11 |
| Are translated enough into local language | 10 | 6.30 | 1.64 | 31 | 6.94 | 1.69 | 8 | 7.38 | 1.77 | 15 | 6.67 | 2.26 | 22 | 6.91 | 1.63 | 19 | 6.89 | 2.40 | 14 | 6.71 | 2.55 | 7 | 7.43 | 1.72 | 8 | 5.88 | 2.85 | 11 | 6.55 | 2.25 |
| Are adaptable to Peru's specific development challenges and country circumstances* | 10 | 7.60 | 0.97 | 31 | 6.90 | 1.68 | 9 | 7.67 | 1.12 | 17 | 6.12 | 1.83 | 22 | 6.77 | 2.00 | 19 | 7.21 | 1.93 | 14 | 6.64 | 1.65 | 7 | 7.86 | 0.69 | 9 | 5.00 | 1.87 | 10 | 6.40 | 2.50 |

*Significantly different between stakeholder groups

| | Office of President/Prime Minister/Minister | | | Employee of a Ministry | | | PMU/ Consultant | | | Bilateral/ Multilateral Agency | | | Private Sector/ Financial Sector/ Private Bank | | | CSO | | | Media | | | Independent Government Institution | | | Academia/ Research Institute/ Think Tank | | | Other | | |
|--|---|------|------|---------------------------|------|------|--------------------|------|------|--------------------------------------|------|------|--|------|------|-----|------|------|-------|------|------|--|------|------|--|------|------|-------|------|------|
| | N | Mean | SD | N | Mean | SD | N | Mean | SD | N | Mean | SD | N | Mean | SD | N | Mean | SD | N | Mean | SD | N | Mean | SD | N | Mean | SD | N | Mean | SD |
| Overall, how significant a contribution do you believe the World Bank Group's knowledge work and activities make to development results in your country? | 10 | 7.60 | 1.58 | 33 | 7.27 | 1.51 | 10 | 7.60 | 1.26 | 18 | 6.61 | 1.58 | 22 | 7.36 | 1.97 | 20 | 7.70 | 1.17 | 15 | 7.00 | 1.36 | 8 | 7.88 | 0.64 | 9 | 6.33 | 2.29 | 11 | 6.55 | 1.92 |
| Overall, how would you rate the technical quality of the World Bank Group's knowledge work and activities?* | 10 | 7.80 | 1.48 | 35 | 7.46 | 1.50 | 10 | 8.30 | 0.95 | 18 | 7.11 | 1.78 | 23 | 7.65 | 1.40 | 20 | 7.80 | 1.06 | 15 | 7.33 | 1.18 | 8 | 7.75 | 0.89 | 9 | 6.44 | 1.88 | 14 | 6.36 | 2.31 |

(1-Not significant at all, 10-Very significant; 1-Very low technical quality, 10-Very high technical quality) *Significantly different between stakeholder groups

E. Working with the World Bank Group

To what extent do you agree/disagree with the following statements? (1-Strongly disagree, 10-Strongly agree)

| | Office of President/Prime Minister/Minister | | | Employee of a Ministry | | | PMU/ Consultant | | | Bilateral/ Multilateral Agency | | | Private Sector/ Financial Sector/ Private Bank | | | CSO | | | Media | | | Independent Government Institution | | | Academia/ Research Institute/ Think Tank | | | Other | | |
|--|---|------|------|------------------------|------|------|-----------------|------|------|--------------------------------|------|------|--|------|------|-----|------|------|-------|------|------|------------------------------------|------|------|--|------|------|-------|------|------|
| | N | Mean | SD | N | Mean | SD | N | Mean | SD | N | Mean | SD | N | Mean | SD | N | Mean | SD | N | Mean | SD | N | Mean | SD | N | Mean | SD | N | Mean | SD |
| The World Bank Group disburses funds promptly* | 8 | 6.50 | 2.14 | 24 | 7.21 | 2.19 | 9 | 8.33 | 1.80 | 3 | 4.33 | 1.53 | 15 | 6.60 | 1.45 | 8 | 6.88 | 1.46 | 11 | 5.55 | 1.81 | 5 | 7.00 | 1.41 | 3 | 4.67 | 0.58 | 9 | 4.89 | 1.54 |
| The World Bank Group effectively monitors and evaluates the projects and programs it supports* | 9 | 7.22 | 1.92 | 34 | 7.44 | 1.48 | 10 | 8.10 | 1.60 | 7 | 5.14 | 2.12 | 21 | 7.52 | 1.47 | 12 | 7.08 | 1.44 | 13 | 6.31 | 1.55 | 7 | 7.14 | 1.57 | 7 | 6.00 | 2.16 | 11 | 6.00 | 2.32 |
| The World Bank Group's approvals and reviews are done in a timely fashion* | 10 | 7.10 | 2.23 | 26 | 6.85 | 1.46 | 10 | 7.90 | 1.73 | 5 | 4.20 | 2.17 | 16 | 6.75 | 1.88 | 11 | 6.64 | 1.63 | 10 | 6.30 | 1.34 | 5 | 7.60 | 0.55 | 5 | 6.00 | 1.41 | 9 | 5.22 | 1.86 |
| The World Bank Group's "Safeguard Policy" requirements are reasonable* | 9 | 6.22 | 0.97 | 21 | 6.90 | 1.51 | 8 | 7.63 | 2.13 | 8 | 5.88 | 2.03 | 17 | 6.94 | 1.64 | 11 | 6.73 | 2.00 | 9 | 6.67 | 1.12 | 4 | 7.50 | 1.00 | 4 | 5.25 | 1.71 | 7 | 4.86 | 1.21 |
| The World Bank Group's conditions on its lending are reasonable* | 9 | 6.78 | 1.48 | 26 | 7.12 | 1.53 | 10 | 7.90 | 1.37 | 7 | 5.57 | 2.07 | 19 | 7.21 | 1.55 | 11 | 6.00 | 2.32 | 13 | 6.38 | 1.39 | 4 | 7.50 | 1.00 | 6 | 6.00 | 0.89 | 9 | 5.00 | 2.00 |
| The World Bank Group takes decisions quickly in Peru* | 9 | 6.67 | 1.94 | 29 | 6.93 | 1.53 | 10 | 7.60 | 1.90 | 4 | 4.00 | 1.83 | 19 | 6.63 | 1.89 | 10 | 6.20 | 1.81 | 11 | 5.64 | 1.91 | 5 | 7.80 | 0.84 | 5 | 5.80 | 1.79 | 9 | 4.89 | 1.90 |
| Working with the World Bank Group increases Peru's institutional capacity | 9 | 6.67 | 2.29 | 32 | 7.59 | 1.43 | 10 | 8.20 | 1.48 | 10 | 6.20 | 1.69 | 19 | 7.11 | 1.79 | 16 | 7.31 | 1.49 | 14 | 6.36 | 2.10 | 8 | 7.88 | 1.55 | 7 | 6.43 | 2.30 | 11 | 6.27 | 2.57 |
| Where country systems are adequate, the World Bank Group makes appropriate use of them | 7 | 5.14 | 2.04 | 24 | 7.04 | 1.60 | 7 | 7.86 | 1.95 | 5 | 5.80 | 2.39 | 14 | 7.36 | 1.50 | 9 | 7.33 | 1.22 | 10 | 6.70 | 1.34 | 3 | 8.00 | 1.00 | 4 | 6.50 | 1.91 | 10 | 5.90 | 2.77 |
| The World Bank Group provides effective implementation support* | 7 | 5.86 | 1.35 | 28 | 7.43 | 1.48 | 10 | 8.40 | 0.97 | 6 | 5.50 | 1.87 | 16 | 7.31 | 1.49 | 13 | 6.92 | 1.85 | 12 | 7.42 | 1.68 | 7 | 7.00 | 1.29 | 4 | 6.25 | 2.22 | 11 | 6.09 | 2.51 |

*Significantly different between stakeholder groups

| | Office of President/Prime Minister/Minister | | | Employee of a Ministry | | | PMU/ Consultant | | | Bilateral/ Multilateral Agency | | | Private Sector/ Financial Sector/ Private Bank | | | CSO | | | Media | | | Independent Government Institution | | | Academia/ Research Institute/ Think Tank | | | Other | | |
|---|---|------|------|------------------------|------|------|-----------------|------|------|--------------------------------|------|------|--|------|------|-----|------|------|-------|------|------|------------------------------------|------|------|--|------|------|-------|------|------|
| | N | Mean | SD | N | Mean | SD | N | Mean | SD | N | Mean | SD | N | Mean | SD | N | Mean | SD | N | Mean | SD | N | Mean | SD | N | Mean | SD | N | Mean | SD |
| To what extent do you believe that the World Bank Group's work helps to find solutions that promote private public partnerships in Peru?* | 9 | 6.89 | 1.90 | 27 | 7.07 | 1.44 | 6 | 8.33 | 1.03 | 10 | 6.50 | 1.78 | 22 | 6.50 | 1.92 | 14 | 7.36 | 1.50 | 13 | 6.85 | 1.41 | 7 | 7.43 | 0.53 | 4 | 3.75 | 0.96 | 11 | 6.27 | 2.45 |

(1-To no degree at all, 10-To a very significant degree) *Significantly different between stakeholder groups

Which of the following best describes the World Bank Group's support in Peru? (Select only one response)

| Percentage of Respondents | Office of President/Prime Minister/Minister | Employee of a Ministry | PMU/ Consultant | Bilateral/ Multilateral Agency | Private Sector/ Financial Sector/ Private Bank | CSO | Media | Independent Government Institution | Academia/ Research Institute/ Think Tank | Other |
|---|---|------------------------|-----------------|--------------------------------|--|-------|-------|------------------------------------|--|-------|
| The World Bank Group is sufficiently selective and focuses on the most important development challenges in Peru | 77.8% | 47.1% | 70.0% | 37.5% | 53.8% | 60.0% | 61.5% | 88.9% | 10.0% | 28.6% |
| The World Bank Group is not sufficiently selective in Peru, and it is involved in too many areas of development | 0.0% | 23.5% | 10.0% | 31.3% | 19.2% | 15.0% | 23.1% | 0.0% | 20.0% | 28.6% |
| Don't know | 22.2% | 29.4% | 20.0% | 31.3% | 26.9% | 25.0% | 15.4% | 11.1% | 70.0% | 42.9% |

F. The Future Role of the World Bank Group in Peru

Which of the following SHOULD the World Bank Group do to make itself of greater value in Peru? (Choose no more than TWO)

| Percentage of Respondents (Responses combined) | Office of President/Prime Minister/Minister | Employee of a Ministry | PMU/ Consultant | Bilateral/ Multilateral Agency | Private Sector/ Financial Sector/ Private Bank | CSO | Media | Independent Government Institution | Academia/ Research Institute/ Think Tank | Other |
|---|---|---------------------------|--------------------|--------------------------------------|--|-------|-------|--|--|-------|
| Offer more innovative financial products | 40.0% | 22.2% | 20.0% | 12.5% | 22.2% | 0.0% | 23.1% | 11.1% | 0.0% | 30.8% |
| Ensure greater selectivity in its work | 0.0% | 5.6% | 0.0% | 18.8% | 11.1% | 10.5% | 15.4% | 0.0% | 0.0% | 7.7% |
| Provide more adequate data/knowledge/statistics/figures on Peru's economy | 20.0% | 25.0% | 40.0% | 12.5% | 14.8% | 26.3% | 46.2% | 22.2% | 33.3% | 15.4% |
| Improve the competitiveness of its financing compared to markets | 0.0% | 0.0% | 0.0% | 6.3% | 11.1% | 5.3% | 7.7% | 0.0% | 0.0% | 7.7% |
| Reach out more to groups outside of Government* | 0.0% | 8.3% | 10.0% | 31.3% | 18.5% | 42.1% | 15.4% | 0.0% | 44.4% | 15.4% |
| Increase the level of capacity development in the country | 40.0% | 44.4% | 40.0% | 56.3% | 37.0% | 52.6% | 38.5% | 66.7% | 55.6% | 38.5% |
| Improve the quality of its experts as related to Peru's specific challenges | 30.0% | 36.1% | 20.0% | 6.3% | 18.5% | 5.3% | 15.4% | 33.3% | 33.3% | 23.1% |
| Offer more innovative knowledge services | 30.0% | 8.3% | 30.0% | 18.8% | 3.7% | 15.8% | 0.0% | 11.1% | 11.1% | 15.4% |
| Collaborate more effectively with Government clients | 30.0% | 13.9% | 20.0% | 18.8% | 18.5% | 15.8% | 23.1% | 33.3% | 0.0% | 0.0% |
| Work faster | 0.0% | 5.6% | 10.0% | 0.0% | 11.1% | 5.3% | 0.0% | 0.0% | 0.0% | 0.0% |
| Reduce the complexity of obtaining World Bank Group financing | 0.0% | 19.4% | 0.0% | 6.3% | 18.5% | 15.8% | 15.4% | 0.0% | 22.2% | 30.8% |
| Increase availability of Reimbursable Advisory Services | 0.0% | 2.8% | 10.0% | 0.0% | 0.0% | 0.0% | 0.0% | 0.0% | 0.0% | 0.0% |
| Other | 0.0% | 0.0% | 0.0% | 12.5% | 3.7% | 0.0% | 0.0% | 0.0% | 0.0% | 7.7% |

*Significantly different between stakeholder groups

When considering the combination of services that the World Bank Group offers in Peru, and taking into account its limited level of resources, which ONE of the following do you believe the World Bank Group should offer more of in Peru? (Select only ONE response)

| Percentage of Respondents | Office of President/Prime Minister/Minister | Employee of a Ministry | PMU/ Consultant | Bilateral/ Multilateral Agency | Private Sector/ Financial Sector/ Private Bank | CSO | Media | Independent Government Institution | Academia/ Research Institute/ Think Tank | Other |
|---|---|---------------------------|--------------------|--------------------------------------|--|-------|-------|--|--|-------|
| Financial services | 20.0% | 27.8% | 20.0% | 12.5% | 40.7% | 15.0% | 30.8% | 22.2% | 0.0% | 7.7% |
| Knowledge products | 40.0% | 44.4% | 30.0% | 50.0% | 29.6% | 35.0% | 30.8% | 66.7% | 55.6% | 53.8% |
| Convening services | 0.0% | 5.6% | 0.0% | 0.0% | 7.4% | 15.0% | 7.7% | 0.0% | 22.2% | 0.0% |
| None of the above | 0.0% | 2.8% | 0.0% | 0.0% | 0.0% | 5.0% | 0.0% | 0.0% | 0.0% | 7.7% |
| The combination is appropriate for Peru | 40.0% | 13.9% | 40.0% | 12.5% | 11.1% | 25.0% | 23.1% | 11.1% | 11.1% | 30.8% |
| Don't know | 0.0% | 5.6% | 10.0% | 25.0% | 11.1% | 5.0% | 7.7% | 0.0% | 11.1% | 0.0% |

G. Communication and Information Sharing

How do you get most of your information about economic and social development issues in Peru? (Choose no more than TWO)

| Percentage of Respondents (Responses combined) | Office of President/Prime Minister/Minister | Employee of a Ministry | PMU/ Consultant | Bilateral/ Multilateral Agency | Private Sector/ Financial Sector/ Private Bank | CSO | Media | Independent Government Institution | Academia/ Research Institute/ Think Tank | Other |
|---|---|---------------------------|--------------------|--------------------------------------|--|-------|-------|--|--|-------|
| Social media | 10.0% | 8.3% | 10.0% | 12.5% | 3.7% | 20.0% | 15.4% | 0.0% | 40.0% | 23.1% |
| International newspapers* | 0.0% | 0.0% | 0.0% | 6.3% | 3.7% | 20.0% | 23.1% | 0.0% | 20.0% | 7.7% |
| Local radio | 0.0% | 2.8% | 0.0% | 0.0% | 3.7% | 0.0% | 15.4% | 0.0% | 0.0% | 0.0% |
| International radio | 0.0% | 0.0% | 10.0% | 0.0% | 0.0% | 0.0% | 0.0% | 0.0% | 0.0% | 0.0% |
| e-Newsletters | 20.0% | 33.3% | 30.0% | 37.5% | 22.2% | 20.0% | 38.5% | 12.5% | 20.0% | 23.1% |
| Local television | 0.0% | 2.8% | 0.0% | 6.3% | 3.7% | 0.0% | 0.0% | 12.5% | 0.0% | 7.7% |
| International television | 0.0% | 2.8% | 10.0% | 6.3% | 0.0% | 0.0% | 7.7% | 0.0% | 10.0% | 0.0% |
| Local newspapers | 10.0% | 22.2% | 40.0% | 43.8% | 29.6% | 5.0% | 23.1% | 62.5% | 20.0% | 30.8% |
| Internet | 40.0% | 66.7% | 80.0% | 37.5% | 74.1% | 65.0% | 38.5% | 62.5% | 40.0% | 46.2% |
| Periodicals/Magazines | 50.0% | 33.3% | 20.0% | 37.5% | 29.6% | 50.0% | 15.4% | 12.5% | 40.0% | 46.2% |
| Cable TV | 10.0% | 5.6% | 0.0% | 0.0% | 3.7% | 0.0% | 0.0% | 0.0% | 0.0% | 0.0% |
| Other | 30.0% | 5.6% | 0.0% | 6.3% | 7.4% | 5.0% | 15.4% | 12.5% | 0.0% | 0.0% |

*Significantly different between stakeholder groups

How would you prefer to receive information from the World Bank Group? (Choose no more than TWO)

| Percentage of Respondents (Responses combined) | Office of President/Prime Minister/Minister | Employee of a Ministry | PMU/ Consultant | Bilateral/ Multilateral Agency | Private Sector/ Financial Sector/ Private Bank | CSO | Media | Independent Government Institution | Academia/ Research Institute/ Think Tank | Other |
|---|---|---------------------------|--------------------|--------------------------------------|--|-------|-------|--|--|-------|
| Direct contact with World Bank Group | 0.0% | 30.6% | 20.0% | 31.3% | 25.9% | 35.0% | 61.5% | 33.3% | 30.0% | 15.4% |
| Mobile phones | 0.0% | 2.8% | 0.0% | 0.0% | 7.4% | 0.0% | 7.7% | 0.0% | 0.0% | 0.0% |
| World Bank Group's seminars/workshops/conferences | 40.0% | 52.8% | 40.0% | 31.3% | 33.3% | 50.0% | 38.5% | 55.6% | 70.0% | 30.8% |
| World Bank Group's publications and other written materials | 30.0% | 30.6% | 70.0% | 37.5% | 33.3% | 30.0% | 30.8% | 0.0% | 40.0% | 30.8% |
| World Bank Group's website* | 80.0% | 16.7% | 10.0% | 31.3% | 25.9% | 15.0% | 23.1% | 33.3% | 20.0% | 53.8% |
| Social media | 0.0% | 2.8% | 20.0% | 18.8% | 18.5% | 10.0% | 7.7% | 0.0% | 20.0% | 7.7% |
| e-Newsletters | 20.0% | 52.8% | 30.0% | 43.8% | 44.4% | 45.0% | 15.4% | 55.6% | 20.0% | 46.2% |
| Other | 0.0% | 0.0% | 0.0% | 0.0% | 0.0% | 0.0% | 7.7% | 0.0% | 0.0% | 0.0% |

*Significantly different between stakeholder groups

Are you aware of the World Bank Group's Access to Information Policies under which the World Bank Group discloses any information in its possession that is not on a list of exceptions?

| Percentage of Respondents | Office of President/Prime Minister/Minister | Employee of a Ministry | PMU/ Consultant | Bilateral/ Multilateral Agency | Private Sector/ Financial Sector/ Private Bank | CSO | Media | Independent Government Institution | Academia/ Research Institute/ Think Tank | Other |
|---------------------------|---|---------------------------|--------------------|--------------------------------------|--|-------|-------|--|--|-------|
| Yes | 62.5% | 27.3% | 33.3% | 41.7% | 36.4% | 25.0% | 30.0% | 22.2% | 12.5% | 18.2% |
| No | 37.5% | 72.7% | 66.7% | 58.3% | 63.6% | 75.0% | 70.0% | 77.8% | 87.5% | 81.8% |

G. Communication and Information Sharing (continued)

If yes, from which of the following sources did you learn about the World Bank Group's Access to Information Policies? (Select only ONE response)

| Percentage of Respondents | Office of President/Prime Minister/Minister | Employee of a Ministry | PMU/Consultant | Bilateral/Multilateral Agency | Private Sector/Financial Sector/Private Bank | CSO | Media | Independent Government Institution | Academia/Research Institute/Think Tank | Other |
|---|---|------------------------|----------------|-------------------------------|--|-------|--------|------------------------------------|--|-------|
| World Bank Group's seminars/workshops/conferences | 0.0% | 33.3% | 33.3% | 0.0% | 12.5% | 40.0% | 0.0% | 0.0% | 0.0% | 0.0% |
| World Bank Group's website | 100.0% | 66.7% | 66.7% | 40.0% | 50.0% | 40.0% | 100.0% | 0.0% | 100.0% | 50.0% |
| World Bank Group's e-Newsletters | 0.0% | 0.0% | 0.0% | 0.0% | 25.0% | 0.0% | 0.0% | 0.0% | 0.0% | 0.0% |
| News/Media | 0.0% | 0.0% | 0.0% | 20.0% | 0.0% | 0.0% | 0.0% | 0.0% | 0.0% | 0.0% |
| Colleagues/Friends/Peer organizations | 0.0% | 0.0% | 0.0% | 40.0% | 0.0% | 20.0% | 0.0% | 100.0% | 0.0% | 50.0% |
| Other | 0.0% | 0.0% | 0.0% | 0.0% | 12.5% | 0.0% | 0.0% | 0.0% | 0.0% | 0.0% |

Have you requested information from the World Bank Group on its activities in the past year?*

| Percentage of Respondents | Office of President/Prime Minister/Minister | Employee of a Ministry | PMU/Consultant | Bilateral/Multilateral Agency | Private Sector/Financial Sector/Private Bank | CSO | Media | Independent Government Institution | Academia/Research Institute/Think Tank | Other |
|---------------------------|---|------------------------|----------------|-------------------------------|--|-------|-------|------------------------------------|--|-------|
| Yes | 40.0% | 19.4% | 0.0% | 50.0% | 14.8% | 35.0% | 66.7% | 22.2% | 10.0% | 23.1% |
| No | 60.0% | 80.6% | 100.0% | 50.0% | 85.2% | 65.0% | 33.3% | 77.8% | 90.0% | 76.9% |

*Significantly different between stakeholder groups

Were you able to obtain this information?

| Percentage of Respondents | Office of President/Prime Minister/Minister | Employee of a Ministry | PMU/Consultant | Bilateral/Multilateral Agency | Private Sector/Financial Sector/Private Bank | CSO | Media | Independent Government Institution | Academia/Research Institute/Think Tank | Other |
|---------------------------|---|------------------------|----------------|-------------------------------|--|-------|-------|------------------------------------|--|--------|
| Yes | 100.0% | 85.7% | 0.0% | 77.8% | 100.0% | 71.4% | 77.8% | 100.0% | 100.0% | 100.0% |
| No | 0.0% | 14.3% | 0.0% | 22.2% | 0.0% | 28.6% | 22.2% | 0.0% | 0.0% | 0.0% |

Do you use/have you used the World Bank Group website?*

| Percentage of Respondents | Office of President/Prime Minister/Minister | Employee of a Ministry | PMU/Consultant | Bilateral/Multilateral Agency | Private Sector/Financial Sector/Private Bank | CSO | Media | Independent Government Institution | Academia/Research Institute/Think Tank | Other |
|---------------------------|---|------------------------|----------------|-------------------------------|--|--------|-------|------------------------------------|--|-------|
| Yes | 90.0% | 91.7% | 70.0% | 88.9% | 70.4% | 100.0% | 92.3% | 100.0% | 100.0% | 84.6% |
| No | 10.0% | 8.3% | 30.0% | 11.1% | 29.6% | 0.0% | 7.7% | 0.0% | 0.0% | 15.4% |

*Significantly different between stakeholder groups

Do you currently consult the World Bank Group social media sites (e.g., Facebook, blogs, Twitter, YouTube, and Flickr)?

| Percentage of Respondents | Office of President/Prime Minister/Minister | Employee of a Ministry | PMU/Consultant | Bilateral/Multilateral Agency | Private Sector/Financial Sector/Private Bank | CSO | Media | Independent Government Institution | Academia/Research Institute/Think Tank | Other |
|---------------------------|---|------------------------|----------------|-------------------------------|--|-------|-------|------------------------------------|--|-------|
| Yes | 40.0% | 33.3% | 10.0% | 22.2% | 26.9% | 50.0% | 69.2% | 22.2% | 40.0% | 23.1% |
| No | 60.0% | 66.7% | 90.0% | 77.8% | 73.1% | 50.0% | 30.8% | 77.8% | 60.0% | 76.9% |

G. Communication and Information Sharing (continued)

Please rate how much you agree with the following statements. (1-Strongly disagree, 10-Strongly agree)

| | Office of President/Prime Minister/Minister | | | Employee of a Ministry | | | PMU/ Consultant | | | Bilateral/ Multilateral Agency | | | Private Sector/ Financial Sector/ Private Bank | | | CSO | | | Media | | | Independent Government Institution | | | Academia/ Research Institute/ Think Tank | | | Other | | |
|--|---|------|------|---------------------------|------|------|--------------------|------|------|--------------------------------------|------|------|--|------|------|-----|------|------|-------|------|------|--|------|------|--|------|------|-------|------|------|
| | N | Mean | SD | N | Mean | SD | N | Mean | SD | N | Mean | SD | N | Mean | SD | N | Mean | SD | N | Mean | SD | N | Mean | SD | N | Mean | SD | N | Mean | SD |
| When I need information from the World Bank Group I know how to find it | 10 | 7.20 | 2.66 | 34 | 6.35 | 2.42 | 10 | 7.80 | 2.15 | 16 | 7.31 | 2.02 | 25 | 7.40 | 2.10 | 20 | 7.05 | 1.73 | 12 | 6.75 | 2.42 | 9 | 6.56 | 2.40 | 9 | 7.67 | 1.41 | 11 | 6.36 | 2.73 |
| The World Bank Group's social media channels are valuable sources of information about the institution | 6 | 6.67 | 2.07 | 24 | 6.12 | 2.13 | 4 | 4.75 | 3.30 | 9 | 6.11 | 2.26 | 17 | 6.65 | 2.60 | 14 | 6.86 | 2.07 | 13 | 6.31 | 2.36 | 6 | 7.33 | 1.97 | 6 | 6.00 | 3.52 | 9 | 6.44 | 2.46 |
| The World Bank Group is responsive to my information requests and inquiries | 7 | 7.86 | 1.86 | 23 | 6.78 | 2.09 | 8 | 7.88 | 1.55 | 10 | 6.50 | 2.64 | 17 | 7.65 | 1.50 | 11 | 6.27 | 2.15 | 12 | 6.42 | 2.64 | 8 | 7.88 | 0.99 | 4 | 6.00 | 4.08 | 7 | 6.86 | 2.73 |

H. Background Information

Currently, do you professionally collaborate/work with the World Bank Group (IBRD, IFC, or MIGA) in your country? (Select only ONE response)

| Percentage of Respondents | Office of President/Prime Minister/Minister | Employee of a Ministry | PMU/ Consultant | Bilateral/ Multilateral Agency | Private Sector/ Financial Sector/ Private Bank | CSO | Media | Independent Government Institution | Academia/ Research Institute/ Think Tank | Other |
|---------------------------|---|---------------------------|--------------------|--------------------------------------|--|-------|--------|--|--|-------|
| Yes | 21.4% | 32.6% | 75.0% | 40.9% | 22.6% | 14.3% | 0.0% | 25.0% | 13.3% | 47.1% |
| No | 78.6% | 67.4% | 25.0% | 59.1% | 77.4% | 85.7% | 100.0% | 75.0% | 86.7% | 52.9% |

*Significantly different between stakeholder groups

Which of the following agencies of the World Bank Group do you primarily engage with in Peru? (Select only ONE response)

| Percentage of Respondents | Office of President/Prime Minister/Minister | Employee of a Ministry | PMU/ Consultant | Bilateral/ Multilateral Agency | Private Sector/ Financial Sector/ Private Bank | CSO | Media | Independent Government Institution | Academia/ Research Institute/ Think Tank | Other |
|--|---|---------------------------|--------------------|--------------------------------------|--|-------|-------|--|--|-------|
| The World Bank (IBRD) | 92.9% | 81.4% | 91.7% | 81.8% | 23.1% | 81.3% | 78.9% | 83.3% | 63.6% | 73.3% |
| The International Finance Corporation | 7.1% | 18.6% | 8.3% | 13.6% | 73.1% | 6.3% | 5.3% | 8.3% | 18.2% | 13.3% |
| The Multilateral Investment Guarantee Agency | 0.0% | 0.0% | 0.0% | 0.0% | 0.0% | 0.0% | 5.3% | 0.0% | 0.0% | 0.0% |
| Other | 0.0% | 0.0% | 0.0% | 4.5% | 3.8% | 12.5% | 10.5% | 8.3% | 18.2% | 13.3% |

*Significantly different between stakeholder groups

Do your projects involve both the World Bank and the IFC?*

| Percentage of Respondents | Office of President/Prime Minister/Minister | Employee of a Ministry | PMU/ Consultant | Bilateral/ Multilateral Agency | Private Sector/ Financial Sector/ Private Bank | CSO | Media | Independent Government Institution | Academia/ Research Institute/ Think Tank | Other |
|---------------------------|---|---------------------------|--------------------|--------------------------------------|--|-------|-------|--|--|-------|
| Yes | 57.1% | 46.2% | 16.7% | 22.7% | 27.6% | 10.5% | 31.6% | 16.7% | 8.3% | 25.0% |
| No | 42.9% | 53.8% | 83.3% | 77.3% | 72.4% | 89.5% | 68.4% | 83.3% | 91.7% | 75.0% |

*Significantly different between stakeholder groups

H. Background Information (continued)

If yes, what was your view of how the two institutions work together in Peru?* (Select only ONE response)

| Percentage of Respondents | Office of President/Prime Minister/Minister | Employee of a Ministry | PMU/Consultant | Bilateral/Multilateral Agency | Private Sector/Financial Sector/Private Bank | CSO | Media | Independent Government Institution | Academia/Research Institute/Think Tank | Other |
|--|---|------------------------|----------------|-------------------------------|--|-------|-------|------------------------------------|--|-------|
| The two institutions work well together | 75.0% | 50.0% | 50.0% | 0.0% | 50.0% | 50.0% | 66.7% | 50.0% | 0.0% | 50.0% |
| The way the two institutions work together needs improvement | 0.0% | 33.3% | 0.0% | 60.0% | 12.5% | 0.0% | 33.3% | 0.0% | 0.0% | 0.0% |
| The two institutions do not work well together | 0.0% | 0.0% | 0.0% | 0.0% | 12.5% | 0.0% | 0.0% | 0.0% | 100.0% | 25.0% |
| Don't know | 25.0% | 16.7% | 50.0% | 40.0% | 25.0% | 50.0% | 0.0% | 50.0% | 0.0% | 25.0% |

*Significantly different between stakeholder groups

Which of the following describes most of your exposure to the World Bank Group in Peru?* (Choose no more than TWO)

| Percentage of Respondents (Responses combined) | Office of President/Prime Minister/Minister | Employee of a Ministry | PMU/Consultant | Bilateral/Multilateral Agency | Private Sector/Financial Sector/Private Bank | CSO | Media | Independent Government Institution | Academia/Research Institute/Think Tank | Other |
|--|---|------------------------|----------------|-------------------------------|--|-------|-------|------------------------------------|--|-------|
| Observer* | 0.0% | 9.3% | 0.0% | 9.1% | 10.0% | 19.0% | 35.0% | 8.3% | 35.7% | 23.5% |
| Use World Bank Group reports/data* | 42.9% | 20.9% | 9.1% | 54.5% | 36.7% | 47.6% | 70.0% | 58.3% | 35.7% | 47.1% |
| Engage in World Bank Group related/sponsored events/activities | 50.0% | 72.1% | 63.6% | 50.0% | 50.0% | 61.9% | 40.0% | 33.3% | 35.7% | 41.2% |
| Collaborate as part of my professional duties* | 35.7% | 27.9% | 72.7% | 31.8% | 33.3% | 4.8% | 0.0% | 25.0% | 14.3% | 29.4% |
| Use World Bank Group website for information, data, research, etc. | 14.3% | 23.3% | 18.2% | 18.2% | 40.0% | 42.9% | 25.0% | 33.3% | 28.6% | 17.6% |

*Significantly different between stakeholder groups

What's your gender?*

| Percentage of Respondents | Office of President/Prime Minister/Minister | Employee of a Ministry | PMU/Consultant | Bilateral/Multilateral Agency | Private Sector/Financial Sector/Private Bank | CSO | Media | Independent Government Institution | Academia/Research Institute/Think Tank | Other |
|---------------------------|---|------------------------|----------------|-------------------------------|--|-------|-------|------------------------------------|--|-------|
| Female | 57.1% | 48.8% | 41.7% | 22.7% | 20.0% | 52.4% | 30.0% | 25.0% | 13.3% | 41.2% |
| Male | 42.9% | 51.2% | 58.3% | 77.3% | 80.0% | 47.6% | 70.0% | 75.0% | 86.7% | 58.8% |

*Significantly different between stakeholder groups



Appendix C: Responses to Selected Questions by Level of Collaboration with the World Bank Group¹⁷

Note that this appendix presents comparative analysis of the data from those respondents who collaborate with the WBG vs. those respondents who do not collaborate with the WBG and covers the following selected questions from the FY16 Peru COS questionnaire: All 10-point scale questions and question B8 “When thinking about how the World Bank Group can have the most impact on development results in Peru, in which sectoral areas do you believe the World Bank Group should focus most of its resources in Peru?”

- Collaborating with the WBG N=58 ● Not collaborating with the WBG N=148

B. Overall Attitudes toward the World Bank Group

How familiar are you with the work of these organizations in Peru? (1-Not familiar at all, 10-Extremely familiar)

| | Collaborating with the WBG | | | Not collaborating with the WBG | | |
|---|----------------------------|------|------|--------------------------------|------|------|
| | N | Mean | SD | N | Mean | SD |
| World Bank Group (WBG) | 57 | 7.39 | 1.85 | 139 | 7.07 | 2.05 |
| Inter-American Development Bank (IDB/BID) | 57 | 7.58 | 1.74 | 137 | 7.15 | 2.01 |
| Latin American Development Bank (CAF) | 55 | 5.95 | 2.58 | 135 | 6.19 | 2.26 |

Overall, please rate your impression of the effectiveness of these organizations in Peru.

(1-Not effective at all, 10-Extremely effective)

| | Collaborating with the WBG | | | Not collaborating with the WBG | | |
|---|----------------------------|------|------|--------------------------------|------|------|
| | N | Mean | SD | N | Mean | SD |
| World Bank Group (WBG) | 55 | 7.29 | 1.52 | 124 | 7.10 | 1.74 |
| Inter-American Development Bank (IDB/BID) | 54 | 7.26 | 1.62 | 126 | 6.94 | 1.76 |
| Latin American Development Bank (CAF) | 36 | 6.56 | 1.87 | 110 | 6.35 | 1.85 |

| | Collaborating with the WBG | | | Not collaborating with the WBG | | |
|---|----------------------------|------|------|--------------------------------|------|------|
| | N | Mean | SD | N | Mean | SD |
| To what extent do you believe the World Bank Group's staff is well prepared to help Peru solve its most complicated development challenges? | 56 | 7.68 | 1.43 | 127 | 7.73 | 1.57 |

(1-To no degree at all, 10-To a very significant degree)

¹⁷ Only 206 respondents provided information about their level of collaboration with the World Bank Group (question H3 in the questionnaire). Therefore, only these respondents were included in the analysis presented in this appendix.

**B. Overall Attitudes toward the World Bank Group (continued)**

When thinking about how the World Bank Group can have the most impact on development results in Peru, in which sectoral areas do you believe the World Bank Group should focus most of its resources (financial and knowledge services) in Peru? (Choose no more than THREE)

| Percentage of Respondents (Responses combined) | Collaborating with the WBG | Not collaborating with the WBG |
|---|-------------------------------|-----------------------------------|
| Health | 22.8% | 14.4% |
| Security | 8.8% | 7.9% |
| Transport | 10.5% | 10.1% |
| Agricultural development | 12.3% | 5.8% |
| Global/regional integration | 3.5% | 2.2% |
| Job creation/employment | 1.8% | 5.0% |
| Public sector governance/reform | 35.1% | 38.8% |
| Social protection | 8.8% | 2.9% |
| Rural development | 12.3% | 18.0% |
| Foreign direct investment | 1.8% | 2.2% |
| Education | 42.1% | 38.1% |
| Energy | 1.8% | 1.4% |
| Gender equity | 1.8% | 4.3% |
| Financial markets | 5.3% | 5.8% |
| Urban development | 7.0% | 2.2% |
| Environmental sustainability* | 8.8% | 2.2% |
| Economic growth | 19.3% | 19.4% |
| Private sector development | 7.0% | 7.2% |
| Water and sanitation | 15.8% | 21.6% |
| Food security | 1.8% | 4.3% |
| Climate change | 10.5% | 14.4% |
| Information and communications technology | 3.5% | 5.0% |
| Trade and exports | 3.5% | 0.7% |
| Equality of opportunity | 8.8% | 12.2% |
| Law and justice | 3.5% | 11.5% |
| Regulatory framework | 0.0% | 3.6% |
| Communicable/non-communicable diseases | 0.0% | 0.0% |
| Natural resource management | 3.5% | 4.3% |
| Poverty reduction | 14.0% | 22.3% |
| Anti corruption | 12.3% | 10.8% |
| Disaster management | 1.8% | 0.7% |

*Significantly different between collaborators and non-collaborators

**B. Overall Attitudes toward the World Bank Group (continued)**

To what extent do you agree with the following statements about the World Bank Group's work in Peru?

(1-Strongly disagree, 10-Strongly agree)

| | Collaborating with the WBG | | | Not collaborating with the WBG | | |
|---|----------------------------|------|------|--------------------------------|------|------|
| | N | Mean | SD | N | Mean | SD |
| Overall the World Bank Group currently plays a relevant role in development in Peru | 56 | 6.50 | 1.73 | 131 | 6.24 | 1.72 |
| The World Bank Group's work is aligned with what I consider the development priorities for Peru | 55 | 6.76 | 1.76 | 130 | 6.54 | 1.50 |

To what extent is the World Bank Group an effective development partner in Peru, in terms of each of the following?

(1-To no degree at all, 10-To a very significant degree)

| | Collaborating with the WBG | | | Not collaborating with the WBG | | |
|---|----------------------------|------|------|--------------------------------|------|------|
| | N | Mean | SD | N | Mean | SD |
| Responsiveness to needs | 49 | 6.47 | 1.82 | 113 | 6.10 | 1.85 |
| Flexibility (in terms of the institution's products and services) | 53 | 6.02 | 1.76 | 113 | 6.01 | 1.83 |
| Flexibility (in terms of changing country circumstances) | 52 | 6.21 | 1.85 | 117 | 6.02 | 1.80 |
| Being inclusive | 52 | 6.71 | 1.53 | 114 | 6.30 | 1.88 |
| Openness (sharing data and other information) | 52 | 7.35 | 1.71 | 122 | 6.99 | 1.98 |
| Collaboration with the Government | 52 | 7.60 | 1.68 | 119 | 7.18 | 1.68 |
| The speed in which it gets things accomplished on the ground | 49 | 6.06 | 1.93 | 107 | 5.97 | 1.82 |
| Ease of access to the people at the World Bank Group who are making decisions important to my work* | 52 | 7.19 | 1.96 | 113 | 6.13 | 2.19 |
| Collaboration with civil society | 43 | 6.60 | 1.89 | 108 | 5.97 | 2.07 |
| Staff accessibility* | 50 | 7.26 | 2.00 | 111 | 6.27 | 2.18 |
| Collaboration with other donors and development partners | 47 | 6.70 | 1.92 | 98 | 6.67 | 1.93 |
| Collaboration with the private sector | 39 | 6.90 | 1.70 | 103 | 6.57 | 1.83 |
| Straightforwardness and honesty | 48 | 7.71 | 1.69 | 112 | 7.38 | 1.92 |
| Treating clients and stakeholders in Peru with respect | 52 | 7.73 | 1.70 | 114 | 7.47 | 1.85 |
| Being a long-term partner | 50 | 8.04 | 1.71 | 111 | 7.66 | 2.05 |

*Significantly different between collaborators and non-collaborators

**C. World Bank Group's Effectiveness and Results**

In your opinion, how IMPORTANT is it for the World Bank Group to be involved in the following areas of development in Peru? (1-Not important at all, 10-Very important)

| | Collaborating with the WBG | | | Not collaborating with the WBG | | |
|---|----------------------------|------|------|--------------------------------|------|------|
| | N | Mean | SD | N | Mean | SD |
| Security | 40 | 6.83 | 2.56 | 107 | 6.91 | 2.27 |
| Financial markets | 46 | 7.22 | 1.99 | 108 | 7.61 | 1.79 |
| Transport | 44 | 7.64 | 1.78 | 113 | 7.63 | 1.88 |
| Anti corruption | 48 | 7.77 | 1.99 | 112 | 7.79 | 2.06 |
| Law and justice | 44 | 7.20 | 2.22 | 106 | 7.24 | 2.08 |
| Urban development | 40 | 7.45 | 1.80 | 112 | 7.50 | 2.05 |
| Environmental sustainability | 47 | 7.81 | 1.79 | 115 | 7.92 | 1.98 |
| Trade and exports | 40 | 6.73 | 2.24 | 104 | 7.28 | 1.85 |
| Information and communications technology | 42 | 7.38 | 1.85 | 112 | 7.46 | 1.88 |
| Poverty reduction | 47 | 8.55 | 1.80 | 115 | 8.43 | 1.86 |
| Gender equity | 46 | 7.33 | 2.09 | 114 | 7.59 | 2.19 |
| Private sector development | 41 | 7.46 | 1.95 | 110 | 7.41 | 1.93 |
| Foreign direct investment | 40 | 7.15 | 2.17 | 110 | 7.22 | 2.11 |
| Water and sanitation | 46 | 8.24 | 1.88 | 114 | 8.36 | 1.70 |
| Regulatory framework | 45 | 7.40 | 1.91 | 111 | 7.55 | 2.09 |
| Economic growth | 46 | 8.33 | 1.74 | 112 | 8.20 | 1.74 |
| Energy | 43 | 7.63 | 2.04 | 114 | 7.93 | 1.85 |
| Disaster management | 43 | 7.67 | 1.89 | 105 | 7.67 | 2.02 |
| Public sector governance/reform | 47 | 8.30 | 1.68 | 114 | 8.26 | 1.79 |
| Job creation/employment | 41 | 7.10 | 1.97 | 111 | 7.02 | 2.17 |
| Communicable/non-communicable diseases | 43 | 6.77 | 2.07 | 104 | 6.90 | 2.17 |
| Equality of opportunity | 43 | 7.58 | 1.87 | 110 | 7.60 | 2.19 |
| Social protection | 45 | 7.13 | 2.27 | 112 | 7.31 | 2.15 |
| Rural development | 43 | 7.72 | 1.87 | 110 | 7.93 | 1.98 |
| Global/regional integration | 40 | 7.12 | 2.17 | 103 | 7.62 | 2.02 |
| Food security | 42 | 7.21 | 2.07 | 106 | 7.47 | 2.22 |
| Natural resource management | 44 | 7.50 | 1.99 | 107 | 7.61 | 2.14 |
| Health | 45 | 8.04 | 1.93 | 107 | 7.98 | 2.07 |
| Climate change | 47 | 7.89 | 1.99 | 109 | 8.17 | 1.88 |
| Agricultural development | 44 | 7.70 | 2.14 | 109 | 7.94 | 1.77 |
| Education | 43 | 8.77 | 1.69 | 110 | 8.35 | 1.95 |

**C. World Bank Group's Effectiveness and Results (continued)**

How **EFFECTIVE** do you believe the World Bank Group is in terms of the work it does in the following areas of development in Peru? (1-Not effective at all, 10-Very effective)

| | Collaborating with the WBG | | | Not collaborating with the WBG | | |
|---|----------------------------|------|------|--------------------------------|------|------|
| | N | Mean | SD | N | Mean | SD |
| Gender equity | 18 | 6.11 | 2.03 | 54 | 6.13 | 2.07 |
| Information and communications technology | 12 | 6.67 | 1.97 | 52 | 6.58 | 1.96 |
| Transport | 22 | 7.45 | 1.79 | 62 | 7.00 | 1.95 |
| Security | 10 | 5.80 | 1.75 | 46 | 5.76 | 1.92 |
| Law and justice | 14 | 6.64 | 2.41 | 55 | 6.36 | 1.98 |
| Urban development | 19 | 6.58 | 1.84 | 55 | 6.78 | 2.01 |
| Environmental sustainability | 24 | 6.96 | 1.68 | 64 | 7.00 | 1.94 |
| Regulatory framework | 22 | 7.14 | 1.91 | 60 | 6.73 | 2.06 |
| Communicable/non-communicable diseases | 12 | 6.17 | 2.08 | 44 | 6.16 | 2.08 |
| Poverty reduction | 38 | 7.47 | 1.89 | 86 | 7.44 | 1.94 |
| Anti corruption | 21 | 6.67 | 2.35 | 61 | 6.33 | 2.20 |
| Private sector development | 21 | 7.33 | 1.71 | 64 | 7.27 | 1.83 |
| Foreign direct investment | 16 | 7.19 | 2.01 | 61 | 7.34 | 1.91 |
| Water and sanitation | 30 | 7.70 | 1.73 | 76 | 7.47 | 2.02 |
| Trade and exports | 16 | 7.25 | 1.77 | 56 | 7.09 | 1.77 |
| Economic growth | 25 | 7.84 | 1.60 | 83 | 7.58 | 1.89 |
| Health | 27 | 7.70 | 1.71 | 70 | 7.06 | 2.11 |
| Disaster management | 19 | 7.26 | 1.66 | 58 | 6.74 | 2.38 |
| Public sector governance/reform | 32 | 7.41 | 1.86 | 79 | 7.03 | 2.15 |
| Job creation/employment | 22 | 7.27 | 1.64 | 52 | 6.62 | 2.12 |
| Financial markets | 24 | 7.54 | 1.64 | 64 | 7.47 | 1.75 |
| Equality of opportunity* | 23 | 7.78 | 1.83 | 67 | 6.76 | 2.10 |
| Energy | 20 | 7.40 | 1.73 | 60 | 7.27 | 1.72 |
| Rural development | 26 | 7.69 | 1.62 | 67 | 6.93 | 2.09 |
| Global/regional integration | 19 | 7.32 | 1.77 | 61 | 7.48 | 1.85 |
| Food security | 21 | 7.81 | 1.81 | 57 | 7.09 | 2.15 |
| Education | 32 | 7.69 | 2.04 | 75 | 7.08 | 2.14 |
| Social protection | 22 | 7.59 | 1.68 | 57 | 6.84 | 2.12 |
| Climate change | 23 | 7.26 | 2.00 | 67 | 7.42 | 1.95 |
| Agricultural development | 24 | 7.50 | 1.91 | 61 | 7.11 | 2.06 |
| Natural resource management | 22 | 7.09 | 2.02 | 63 | 7.16 | 2.13 |

*Significantly different between collaborators and non-collaborators

**C. World Bank Group's Effectiveness and Results (continued)**

| | Collaborating with the WBG | | | Not collaborating with the WBG | | |
|--|----------------------------|------|------|--------------------------------|------|------|
| | N | Mean | SD | N | Mean | SD |
| To what extent does the World Bank Group's work help to achieve development results in Peru? | 50 | 6.72 | 1.31 | 111 | 6.59 | 1.54 |

(1-To no degree at all, 10-To a very significant degree)

To what extent do you agree with the following statements about the World Bank Group in Peru?

(1-Strongly disagree, 10-Strongly agree)

| | Collaborating with the WBG | | | Not collaborating with the WBG | | |
|---|----------------------------|------|------|--------------------------------|------|------|
| | N | Mean | SD | N | Mean | SD |
| The World Bank Group's financial instruments meet the needs of Peru | 44 | 6.93 | 1.72 | 107 | 6.68 | 1.78 |
| The World Bank Group meets Peru's needs for knowledge services | 48 | 7.02 | 1.64 | 110 | 6.84 | 1.79 |

| | Collaborating with the WBG | | | Not collaborating with the WBG | | |
|---|----------------------------|------|------|--------------------------------|------|------|
| | N | Mean | SD | N | Mean | SD |
| To what extent do you believe that Peru received value for money from the World Bank Group's Reimbursable Advisory Services?* | 38 | 7.26 | 1.46 | 86 | 6.44 | 1.86 |

(1-To no degree at all, 10-To a very significant degree) *Significantly different between collaborators and non-collaborators

| | Collaborating with the WBG | | | Not collaborating with the WBG | | |
|---|----------------------------|------|------|--------------------------------|------|------|
| | N | Mean | SD | N | Mean | SD |
| To what extent do you believe the World Bank Group measures and corrects its work in real time in Peru? | 41 | 6.59 | 1.82 | 84 | 6.21 | 1.81 |

(1-To no degree at all, 10-To a very significant degree)

D. The World Bank Group's Knowledge Work and Activities**In Peru, to what extent do you believe that the World Bank Group's knowledge work and activities:**

(1-To no degree at all, 10-To a very significant degree)

| | Collaborating with the WBG | | | Not collaborating with the WBG | | |
|---|----------------------------|------|------|--------------------------------|------|------|
| | N | Mean | SD | N | Mean | SD |
| Are timely | 45 | 6.96 | 1.45 | 102 | 7.01 | 1.74 |
| Lead to practical solutions | 43 | 6.79 | 1.61 | 106 | 6.62 | 1.74 |
| Are accessible (well written and easy to understand) | 47 | 7.28 | 1.53 | 108 | 7.13 | 1.82 |
| Are translated enough into local language | 42 | 6.86 | 1.79 | 103 | 6.77 | 2.12 |
| Are adaptable to Peru's specific development challenges and country circumstances | 43 | 6.81 | 1.72 | 105 | 6.79 | 1.88 |

| | Collaborating with the WBG | | | Not collaborating with the WBG | | |
|--|----------------------------|------|------|--------------------------------|------|------|
| | N | Mean | SD | N | Mean | SD |
| Overall, how significant a contribution do you believe the World Bank Group's knowledge work and activities make to development results in your country? | 48 | 7.17 | 1.56 | 108 | 7.22 | 1.63 |
| Overall, how would you rate the technical quality of the World Bank Group's knowledge work and activities? | 50 | 7.40 | 1.55 | 112 | 7.42 | 1.55 |

(1-Not significant at all, 10-Very significant; 1-Very low technical quality, 10-Very high technical quality)

**E. Working with the World Bank Group**

To what extent do you agree/disagree with the following statements? (1-Strongly disagree, 10-Strongly agree)

| | Collaborating with the WBG | | | Not collaborating with the WBG | | |
|---|----------------------------|------|------|--------------------------------|------|------|
| | N | Mean | SD | N | Mean | SD |
| The World Bank Group disburses funds promptly | 34 | 7.00 | 2.10 | 61 | 6.28 | 1.92 |
| The World Bank Group effectively monitors and evaluates the projects and programs it supports | 41 | 7.22 | 1.65 | 90 | 6.91 | 1.85 |
| The World Bank Group's approvals and reviews are done in a timely fashion | 39 | 6.56 | 1.79 | 68 | 6.65 | 1.85 |
| The World Bank Group's "Safeguard Policy" requirements are reasonable | 36 | 6.36 | 1.87 | 62 | 6.73 | 1.58 |
| The World Bank Group's conditions on its lending are reasonable | 37 | 6.57 | 2.05 | 77 | 6.73 | 1.61 |
| The World Bank Group takes decisions quickly in Peru | 38 | 6.45 | 1.97 | 73 | 6.44 | 1.89 |
| Working with the World Bank Group increases Peru's institutional capacity | 42 | 7.24 | 1.88 | 94 | 7.03 | 1.86 |
| Where country systems are adequate, the World Bank Group makes appropriate use of them | 30 | 6.80 | 2.04 | 63 | 6.83 | 1.80 |
| The World Bank Group provides effective implementation support | 40 | 7.28 | 1.81 | 74 | 6.92 | 1.73 |

| | Collaborating with the WBG | | | Not collaborating with the WBG | | |
|--|----------------------------|------|------|--------------------------------|------|------|
| | N | Mean | SD | N | Mean | SD |
| To what extent do you believe that the World Bank Group's work helps to find solutions that promote private public partnerships in Peru? | 34 | 7.00 | 1.83 | 89 | 6.75 | 1.74 |

(1-To no degree at all, 10-To a very significant degree)

G. Communication and Information Sharing

Please rate how much you agree with the following statements. (1-Strongly disagree, 10-Strongly agree)

| | Collaborating with the WBG | | | Not collaborating with the WBG | | |
|--|----------------------------|------|------|--------------------------------|------|------|
| | N | Mean | SD | N | Mean | SD |
| When I need information from the World Bank Group I know how to find it* | 49 | 7.49 | 2.31 | 107 | 6.74 | 2.14 |
| The World Bank Group's social media channels are valuable sources of information about the institution | 30 | 6.40 | 2.43 | 78 | 6.38 | 2.31 |
| The World Bank Group is responsive to my information requests and inquiries | 43 | 7.49 | 2.15 | 64 | 6.69 | 2.14 |

*Significantly different between collaborators and non-collaborators



Appendix D: Responses to Selected Questions by Year¹⁸

*All data presented in this appendix are weighted. As a result, means of the FY 2016 data and the total number of respondents each year will be slightly different from those in FY 2014 appendices.

FY 2014 Number of comparable respondents = 128 • FY 2016 Number of comparable respondents = 191

By weighting, FY 2014 and FY 2016 have the same stakeholder composition and thus are comparable. The weighted percentage of a stakeholder group is determined by the extent to which the World Bank Group interacts with them in the country and the percentage this group usually makes up in the past aggregated annual global data. The weighted stakeholder breakdown is presented below:

| Percentage of Respondents | FY2016 | FY2014 |
|---|--------|--------|
| Office of the President; Office of the Prime Minister; Office of Minister | 5% | 5% |
| Government Institutions | 35% | 35% |
| Bilateral/Multilateral Agency | 15% | 15% |
| Civil Society | 10% | 10% |
| Private Sector | 15% | 15% |
| Academia/Research Institute/Think Tank | 10% | 10% |
| Media | 10% | 10% |

A. General Issues Facing Peru

In general would you say that Peru is headed in...?

| Percentage of Respondents | FY2016 | FY2014 |
|---------------------------|--------|--------|
| The right direction | 79.4% | 81.6% |
| The wrong direction | 7.9% | 8.8% |
| Not sure | 12.7% | 9.6% |

B. Overall Attitudes toward the World Bank Group

How familiar are you with the work of these organizations in Peru?

| | year | | | | | |
|---|---------|------|------|---------|------|------|
| | FY 2016 | | | FY 2014 | | |
| | N | Mean | SD | N | Mean | SD |
| World Bank Group (WBG) | 181 | 7.18 | 1.92 | 126 | 7.55 | 1.80 |
| Inter-American Development Bank (IDB/BID) | 180 | 7.26 | 1.88 | 124 | 7.31 | 2.00 |
| Latin American Development Bank (CAF) | 177 | 6.08 | 2.33 | 123 | 5.86 | 2.59 |

(1-Not familiar at all, 10-Extremely familiar)

Overall, please rate your impression of the effectiveness of these organizations in Peru.

| | year | | | | | |
|--|---------|------|------|---------|------|------|
| | FY 2016 | | | FY 2014 | | |
| | N | Mean | SD | N | Mean | SD |
| World Bank Group (WBG) | 165 | 7.18 | 1.65 | 117 | 7.42 | 1.60 |
| Inter-American Development Bank (IDB/BID)* | 166 | 7.03 | 1.69 | 113 | 7.44 | 1.67 |
| Latin American Development Bank (CAF) | 132 | 6.44 | 1.85 | 88 | 6.73 | 2.10 |

(1-Not effective at all, 10-Very effective)

*Significantly different between FY2016 and FY2014

¹⁸ Only those questions that were asked in the FY 2014 and FY 2016 country opinion surveys, with similar response scales/options, are presented.

**B. Overall Attitudes toward the World Bank Group (continued)**

| | year | | | | | |
|---|---------|------|------|---------|------|------|
| | FY 2016 | | | FY 2014 | | |
| | N | Mean | SD | N | Mean | SD |
| To what extent do you believe the World Bank Group's staff is well prepared to help Peru solve its most complicated development challenges? | 169 | 7.76 | 1.44 | 120 | 7.70 | 1.46 |

(1-To no degree at all, 10-To a very significant degree)

To what extent do you agree with the following statements about the World Bank Group's work in Peru?

(1-Strongly disagree, 10-Strongly agree)

| | year | | | | | |
|--|---------|------|------|---------|------|------|
| | FY 2016 | | | FY 2014 | | |
| | N | Mean | SD | N | Mean | SD |
| Overall the World Bank Group currently plays a relevant role in development in Peru* | 173 | 6.33 | 1.70 | 123 | 7.02 | 1.64 |
| The World Bank Group's work is aligned with what I consider the development priorities for Peru* | 171 | 6.64 | 1.54 | 123 | 7.02 | 1.49 |

*Significantly different between FY2016 and FY2014

To what extent is the World Bank Group an effective development partner in Peru, in terms of each of the following?

(1-To no degree at all, 10-To a very significant degree)

| | year | | | | | |
|--|---------|------|------|---------|------|------|
| | FY 2016 | | | FY 2014 | | |
| | N | Mean | SD | N | Mean | SD |
| Responsiveness to needs | 150 | 6.30 | 1.81 | 107 | 6.55 | 1.63 |
| Flexibility (in terms of the institution's products and services) | 153 | 6.08 | 1.77 | 112 | 6.43 | 1.79 |
| Flexibility (in terms of changing country circumstances)* | 156 | 6.14 | 1.80 | 112 | 6.75 | 1.66 |
| Being inclusive* | 152 | 6.48 | 1.75 | 114 | 7.17 | 1.43 |
| Openness (sharing data and other information) | 160 | 7.15 | 1.85 | 116 | 7.45 | 1.62 |
| Collaboration with the Government* | 156 | 7.39 | 1.62 | 116 | 8.14 | 1.30 |
| The speed in which it gets things accomplished on the ground | 141 | 6.04 | 1.86 | 103 | 6.46 | 1.90 |
| Ease of access to the people at the World Bank Group who are making decisions important to my work | 152 | 6.47 | 2.16 | 107 | 6.90 | 1.97 |
| Collaboration with civil society* | 140 | 6.17 | 2.02 | 100 | 6.97 | 1.86 |
| Staff accessibility | 149 | 6.55 | 2.15 | 110 | 6.97 | 1.81 |
| Collaboration with other donors and development partners* | 134 | 6.66 | 1.93 | 92 | 7.58 | 1.57 |
| Collaboration with the private sector* | 133 | 6.72 | 1.76 | 94 | 7.49 | 1.68 |
| Straightforwardness and honesty | 150 | 7.44 | 1.89 | 116 | 7.68 | 1.74 |
| Treating clients and stakeholders in Peru with respect | 156 | 7.57 | 1.79 | 115 | 7.68 | 1.83 |
| Being a long-term partner | 149 | 7.77 | 1.95 | 108 | 7.98 | 1.58 |

*Significantly different between FY2016 and FY2014

**C. World Bank Group's Effectiveness and Results**

In your opinion, how IMPORTANT is it for the World Bank Group to be involved in the following areas of development in Peru? (1-Not important at all, 10-Very important)

| | year | | | | | |
|---|---------|------|------|---------|------|------|
| | FY 2016 | | | FY 2014 | | |
| | N | Mean | SD | N | Mean | SD |
| Security (i.e., crime and violence) | 136 | 6.91 | 2.34 | 115 | 7.44 | 1.98 |
| Financial markets | 143 | 7.45 | 1.80 | 113 | 7.57 | 1.73 |
| Transport* | 144 | 7.65 | 1.73 | 114 | 8.12 | 1.59 |
| Anti corruption* | 148 | 7.87 | 1.90 | 120 | 8.37 | 1.81 |
| Law and justice* | 138 | 7.30 | 2.04 | 118 | 7.91 | 1.90 |
| Urban development | 143 | 7.54 | 1.92 | 110 | 7.59 | 1.84 |
| Environmental sustainability* | 149 | 7.89 | 1.89 | 115 | 8.45 | 1.49 |
| Trade and exports* | 132 | 7.12 | 1.93 | 110 | 7.26 | 1.92 |
| Information and communications technology | 142 | 7.43 | 1.81 | 114 | 7.90 | 1.61 |
| Poverty reduction* | 148 | 8.50 | 1.76 | 123 | 8.89 | 1.36 |
| Gender equity | 145 | 7.49 | 2.17 | 110 | 7.87 | 1.74 |
| Private sector development | 140 | 7.46 | 1.88 | 112 | 7.60 | 1.82 |
| Foreign direct investment | 137 | 7.21 | 2.07 | 112 | 7.48 | 2.22 |
| Water and sanitation* | 147 | 8.40 | 1.55 | 120 | 8.84 | 1.36 |
| Regulatory framework | 142 | 7.55 | 1.95 | 112 | 7.52 | 1.68 |
| Economic growth | 146 | 8.23 | 1.70 | 113 | 8.25 | 1.73 |
| Energy | 143 | 7.86 | 1.83 | 113 | 8.10 | 1.62 |
| Disaster management* | 136 | 7.70 | 1.91 | 110 | 8.41 | 1.66 |
| Public sector governance/reform* | 147 | 8.31 | 1.66 | 120 | 9.05 | 1.22 |
| Job creation/employment* | 141 | 7.12 | 2.04 | 113 | 7.77 | 1.73 |
| Communicable/non-communicable diseases | 135 | 6.80 | 2.11 | 107 | 7.26 | 1.77 |
| Equality of opportunity* | 141 | 7.57 | 2.11 | 115 | 8.17 | 1.67 |
| Social protection* | 143 | 7.28 | 2.19 | 112 | 7.97 | 1.83 |
| Rural development* | 143 | 7.85 | 1.96 | 120 | 8.73 | 1.36 |
| Global/regional integration | 130 | 7.44 | 2.07 | 114 | 7.30 | 2.00 |
| Food security* | 136 | 7.39 | 2.15 | 114 | 7.97 | 1.81 |
| Natural resource management | 139 | 7.61 | 2.05 | 116 | 7.91 | 2.06 |
| Health* | 140 | 8.00 | 1.98 | 117 | 8.49 | 1.57 |
| Climate change | 144 | 8.15 | 1.87 | 109 | 8.40 | 1.44 |
| Agricultural development | 142 | 7.91 | 1.86 | 114 | 8.21 | 1.56 |
| Education* | 142 | 8.55 | 1.74 | 118 | 9.14 | 1.45 |

*Significantly different between FY2016 and FY2014



C. World Bank Group's Effectiveness and Results (continued)

How EFFECTIVE do you believe the World Bank Group is in terms of the work it does in the following areas of development in Peru? (1-Not effective at all, 10-Very effective)

| | year | | | | | |
|---|---------|------|------|---------|------|------|
| | FY 2016 | | | FY 2014 | | |
| | N | Mean | SD | N | Mean | SD |
| Gender equity* | 69 | 6.07 | 2.11 | 73 | 7.18 | 1.74 |
| Information and communications technology | 59 | 6.58 | 1.90 | 61 | 6.67 | 1.73 |
| Transport | 76 | 7.07 | 1.85 | 77 | 7.09 | 1.55 |
| Security (i.e., crime and violence) | 51 | 5.71 | 1.87 | 49 | 5.24 | 2.26 |
| Law and justice | 63 | 6.28 | 2.02 | 62 | 6.00 | 1.99 |
| Urban development | 68 | 6.60 | 1.89 | 62 | 6.75 | 1.77 |
| Environmental sustainability | 81 | 6.89 | 1.81 | 73 | 7.14 | 1.61 |
| Regulatory framework | 75 | 6.73 | 1.94 | 64 | 6.71 | 1.82 |
| Communicable/non-communicable diseases | 50 | 6.03 | 1.96 | 56 | 6.49 | 1.98 |
| Poverty reduction | 113 | 7.32 | 1.89 | 99 | 7.52 | 1.74 |
| Anti corruption | 75 | 6.26 | 2.21 | 62 | 5.58 | 2.50 |
| Private sector development | 79 | 7.28 | 1.76 | 64 | 6.70 | 2.21 |
| Foreign direct investment | 71 | 7.25 | 1.88 | 60 | 6.95 | 1.84 |
| Water and sanitation | 97 | 7.48 | 1.92 | 86 | 7.90 | 1.48 |
| Trade and exports | 65 | 7.04 | 1.72 | 61 | 6.70 | 1.88 |
| Economic growth | 100 | 7.60 | 1.79 | 81 | 7.36 | 1.68 |
| Health | 87 | 7.11 | 2.01 | 81 | 7.54 | 1.49 |
| Disaster management | 70 | 6.74 | 2.23 | 67 | 7.33 | 1.68 |
| Public sector governance/reform | 100 | 7.03 | 2.06 | 92 | 7.51 | 1.82 |
| Job creation/employment | 67 | 6.79 | 2.01 | 66 | 6.63 | 1.94 |
| Financial markets | 78 | 7.46 | 1.70 | 67 | 7.00 | 1.57 |
| Equality of opportunity | 79 | 6.87 | 2.08 | 75 | 7.21 | 1.86 |
| Energy | 73 | 7.30 | 1.65 | 65 | 7.43 | 1.46 |
| Rural development | 83 | 7.04 | 1.99 | 87 | 7.47 | 1.51 |
| Global/regional integration | 72 | 7.43 | 1.79 | 60 | 6.90 | 1.67 |
| Food security | 70 | 7.26 | 2.07 | 66 | 6.71 | 1.80 |
| Education | 97 | 7.18 | 2.10 | 84 | 7.39 | 1.91 |
| Social protection | 69 | 6.98 | 1.99 | 63 | 6.87 | 1.88 |
| Climate change | 82 | 7.33 | 1.94 | 71 | 6.95 | 1.70 |
| Agricultural development | 78 | 7.17 | 2.02 | 73 | 7.20 | 1.70 |
| Natural resource management | 78 | 7.11 | 2.08 | 67 | 6.97 | 1.81 |

*Significantly different between FY2016 and FY2014

**C. World Bank Group's Effectiveness and Results (continued)**

| | year | | | | | |
|--|---------|------|------|---------|------|------|
| | FY 2016 | | | FY 2014 | | |
| | N | Mean | SD | N | Mean | SD |
| To what extent does the World Bank Group's work help to achieve development results in Peru? | 147 | 6.63 | 1.43 | 119 | 6.70 | 1.48 |

(1-To no degree at all, 10-To a very significant degree)

To what extent do you agree with the following statements about the World Bank Group in Peru?

(1-Strongly disagree, 10-Strongly agree)

| | year | | | | | |
|---|---------|------|------|---------|------|------|
| | FY 2016 | | | FY 2014 | | |
| | N | Mean | SD | N | Mean | SD |
| The World Bank Group's financial instruments meet the needs of Peru | 137 | 6.81 | 1.73 | 118 | 6.69 | 1.60 |
| The World Bank Group meets Peru's needs for knowledge services | 144 | 6.95 | 1.68 | 118 | 6.82 | 1.62 |

| | year | | | | | |
|---|---------|------|------|---------|------|------|
| | FY 2016 | | | FY 2014 | | |
| | N | Mean | SD | N | Mean | SD |
| To what extent do you believe the World Bank Group measures and corrects its work in real time in Peru? | 112 | 6.41 | 1.75 | 103 | 6.11 | 1.60 |

(1-To no degree at all, 10-To a very significant degree)

D. The World Bank Group's Knowledge Work and Activities**How frequently do you consult World Bank Group's knowledge work and activities in the work you do?**

| Percentage of Respondents | FY2016 | FY2014 |
|---------------------------|--------|--------|
| Weekly | 11.3% | 9.4% |
| Monthly | 33.1% | 25.2% |
| A few times a year | 40.4% | 46.5% |
| Rarely | 12.6% | 15.0% |
| Never | 2.6% | 3.9% |

In Peru, to what extent do you believe that the World Bank Group's knowledge work and activities:

(1-To no degree at all, 10-To a very significant degree)

| | year | | | | | |
|---|---------|------|------|---------|------|------|
| | FY 2016 | | | FY 2014 | | |
| | N | Mean | SD | N | Mean | SD |
| Are timely | 136 | 6.97 | 1.62 | 112 | 6.89 | 1.56 |
| Lead to practical solutions | 137 | 6.62 | 1.71 | 109 | 6.63 | 1.76 |
| Are accessible (well written and easy to understand) | 143 | 7.16 | 1.74 | 117 | 7.18 | 1.56 |
| Are translated enough into local language | 133 | 6.80 | 2.04 | 111 | 6.79 | 1.93 |
| Are adaptable to Peru's specific development challenges and country circumstances | 138 | 6.74 | 1.81 | 117 | 7.05 | 1.54 |

**D. The World Bank Group's Knowledge Work and Activities (continued)**

| | year | | | | | |
|--|---------|------|------|---------|------|------|
| | FY 2016 | | | FY 2014 | | |
| | N | Mean | SD | N | Mean | SD |
| Overall, how significant a contribution do you believe the World Bank Group's knowledge work and activities make to development results in your country? | 145 | 7.20 | 1.59 | 119 | 7.07 | 1.46 |
| Overall, how would you rate the technical quality of the World Bank Group's knowledge work and activities? | 148 | 7.47 | 1.46 | 119 | 7.67 | 1.17 |

(1-Not significant at all, 10-Very significant; 1-Very low technical quality, 10-Very high technical quality)

E. Working with the World Bank Group

To what extent do you agree/disagree with the following statements? (1-Strongly disagree, 10-Strongly agree)

| | year | | | | | |
|---|---------|------|------|---------|------|------|
| | FY 2016 | | | FY 2014 | | |
| | N | Mean | SD | N | Mean | SD |
| The World Bank Group disburses funds promptly | 82 | 6.67 | 2.00 | 88 | 6.22 | 1.76 |
| The World Bank Group effectively monitors and evaluates the projects and programs it supports | 117 | 7.04 | 1.76 | 106 | 7.18 | 1.53 |
| The World Bank Group's approvals and reviews are done in a timely fashion | 94 | 6.68 | 1.79 | 94 | 6.75 | 1.61 |
| The World Bank Group's "Safeguard Policy" requirements are reasonable | 88 | 6.69 | 1.69 | 92 | 6.93 | 1.63 |
| The World Bank Group's conditions on its lending are reasonable | 102 | 6.78 | 1.68 | 88 | 7.17 | 1.64 |
| The World Bank Group takes decisions quickly in Peru | 98 | 6.54 | 1.87 | 98 | 6.11 | 1.67 |
| Working with the World Bank Group increases Peru's institutional capacity | 123 | 7.14 | 1.78 | 112 | 7.48 | 1.77 |
| Where country systems are adequate, the World Bank Group makes appropriate use of them | 80 | 6.94 | 1.72 | 74 | 7.02 | 1.56 |
| The World Bank Group provides effective implementation support | 100 | 7.13 | 1.67 | 108 | 7.13 | 1.53 |

G. Communication and Information Sharing (continued)

Are you aware of the World Bank Group's Access to Information Policy under which the Bank will now disclose any information in its possession that is not on a list of exceptions?*

| Percentage of Respondents | FY2016 | FY2014 |
|---------------------------|--------|--------|
| Yes | 30.8% | 46.8% |
| No | 69.2% | 53.2% |

*Significantly different between FY2016 and FY2014

Do you use/have you used the World Bank Group website?*

| Percentage of Respondents | FY2016 | FY2014 |
|---------------------------|--------|--------|
| Yes | 88.2% | 80.3% |
| No | 11.8% | 19.7% |

*Significantly different between FY2016 and FY2014

Please rate how much you agree with the following statements. (1-Strongly disagree, 10-Strongly agree)

| | year | | | | | |
|--|---------|------|------|---------|------|------|
| | FY 2016 | | | FY 2014 | | |
| | N | Mean | SD | N | Mean | SD |
| When I need information from the World Bank Group I know how to find it | 144 | 7.04 | 2.16 | 123 | 6.72 | 2.26 |
| The World Bank Group's social media channels (e.g., blogs, Facebook, Twitter, YouTube, Flickr) are valuable sources of information about the institution | 98 | 6.36 | 2.36 | 86 | 6.57 | 1.98 |
| The World Bank Group is responsive to my information requests and inquiries | 98 | 6.98 | 2.19 | 96 | 7.19 | 2.07 |

Appendix E: Indicator Questions as a Function of Exposure to the World Bank Group

| Indicator Question | Currently, do you professionally collaborate/work with the World Bank Group in your country? | | Which of the following describes most of your exposure to the World Bank Group in Peru? (Choose no more than TWO) | | | | | | | | | |
|--|--|----------------------------|---|----------|----------------------|----------|--------------------------|----------|-------------|----------|-----------------|----------|
| | | | Observer | | Use WBG reports/data | | Engage in WBG activities | | Collaborate | | Use WBG website | |
| | Not collaborating with the WBG | Collaborating with the WBG | No Mean | Yes Mean | No Mean | Yes Mean | No Mean | Yes Mean | No Mean | Yes Mean | No Mean | Yes Mean |
| Overall effectiveness of the World Bank Group (WBG) in Peru | 7.10 | 7.29 | 7.32 | 6.38 | 7.15 | 7.24 | 7.02 | 7.33 | 7.15 | 7.27 | 7.11 | 7.40 |
| Overall the World Bank Group currently plays a relevant role in development in Peru | 6.24 | 6.50 | 6.37 | 5.96 | 6.24 | 6.42 | 6.20 | 6.41 | 6.33 | 6.27 | 6.26 | 6.45 |
| The World Bank Group's work is aligned with what I consider the development priorities for Peru | 6.54 | 6.76 | 6.67 | 6.18 | 6.54 | 6.67 | 6.34 | 6.81 | 6.56 | 6.67 | 6.61 | 6.54 |
| Responsiveness to needs | 6.10 | 6.47 | 6.31 | 5.30 | 6.12 | 6.29 | 6.09 | 6.27 | 6.23 | 6.07 | 6.14 | 6.32 |
| Flexibility (in terms of the institution's products and services) | 6.01 | 6.02 | 6.11 | 5.05 | 5.95 | 6.05 | 5.86 | 6.10 | 6.02 | 5.92 | 5.88 | 6.27 |
| Flexibility (in terms of changing country circumstances) | 6.02 | 6.21 | 6.26 | 4.71 | 6.08 | 6.04 | 5.79 | 6.32 | 6.06 | 6.08 | 6.03 | 6.15 |
| Being inclusive | 6.30 | 6.71 | 6.51 | 5.60 | 6.38 | 6.43 | 6.31 | 6.48 | 6.31 | 6.62 | 6.39 | 6.43 |
| Openness (sharing data and other information) | 6.99 | 7.35 | 7.23 | 6.09 | 7.06 | 7.13 | 7.16 | 7.02 | 7.02 | 7.25 | 6.88 | 7.60 |
| Collaboration with the Government | 7.18 | 7.60 | 7.44 | 6.48 | 7.34 | 7.26 | 7.23 | 7.37 | 7.20 | 7.58 | 7.26 | 7.42 |
| The speed in which it gets things accomplished on the ground | 5.97 | 6.06 | 6.12 | 5.10 | 5.88 | 6.13 | 5.72 | 6.23 | 6.09 | 5.71 | 5.92 | 6.14 |
| Ease of access to the people at the World Bank Group who are making decisions important to my work | 6.13 | 7.19 | 6.62 | 5.23 | 6.47 | 6.38 | 6.18 | 6.66 | 6.22 | 6.96 | 6.59 | 6.00 |
| Collaboration with civil society | 5.97 | 6.60 | 6.27 | 5.25 | 6.07 | 6.22 | 5.78 | 6.47 | 6.12 | 6.18 | 6.25 | 5.87 |
| Staff accessibility | 6.27 | 7.26 | 6.70 | 5.48 | 6.59 | 6.46 | 6.05 | 6.95 | 6.43 | 6.84 | 6.67 | 6.18 |
| Collaboration with other donors and development partners | 6.67 | 6.70 | 6.74 | 6.00 | 6.60 | 6.71 | 6.32 | 6.91 | 6.68 | 6.55 | 6.56 | 6.88 |
| Collaboration with the private sector | 6.57 | 6.90 | 6.85 | 5.50 | 6.61 | 6.67 | 6.32 | 6.93 | 6.56 | 6.85 | 6.65 | 6.60 |
| Straightforwardness and honesty | 7.38 | 7.71 | 7.52 | 7.06 | 7.48 | 7.44 | 7.38 | 7.54 | 7.36 | 7.73 | 7.50 | 7.37 |
| Treating clients and stakeholders in Peru with respect | 7.47 | 7.73 | 7.58 | 7.38 | 7.54 | 7.58 | 7.39 | 7.70 | 7.58 | 7.47 | 7.61 | 7.40 |
| Being a long-term partner | 7.66 | 8.04 | 7.89 | 7.05 | 7.68 | 7.91 | 7.47 | 8.05 | 7.69 | 8.00 | 7.89 | 7.48 |
| To what extent does the World Bank Group's work help to achieve development results in Peru? | 6.59 | 6.72 | 6.68 | 6.26 | 6.56 | 6.70 | 6.41 | 6.82 | 6.62 | 6.61 | 6.64 | 6.57 |
| The World Bank Group's financial instruments (i.e., investment lending, Development Policy Loan, Trust Funds, Program 4 Result, etc.) meet the needs of Peru | 6.68 | 6.93 | 6.74 | 6.67 | 6.68 | 6.80 | 6.47 | 6.96 | 6.79 | 6.58 | 6.67 | 6.88 |
| The World Bank Group meets Peru's needs for knowledge services (e.g., research, analysis, data, technical assistance) | 6.84 | 7.02 | 6.96 | 6.48 | 6.70 | 7.14 | 6.71 | 7.06 | 6.97 | 6.67 | 6.83 | 7.04 |
| The World Bank Group's knowledge work and activities are adaptable to Peru's specific development challenges and country circumstances | 6.79 | 6.81 | 6.95 | 5.60 | 6.65 | 6.91 | 6.61 | 6.92 | 6.78 | 6.73 | 6.62 | 7.11 |
| Overall, how significant a contribution do you believe the World Bank Group's knowledge work and activities make to development results in your country? | 7.22 | 7.17 | 7.37 | 6.00 | 7.12 | 7.25 | 6.97 | 7.37 | 7.27 | 6.89 | 6.97 | 7.67 |
| Overall, how would you rate the technical quality of the World Bank Group's knowledge work and activities? | 7.42 | 7.40 | 7.57 | 6.32 | 7.30 | 7.52 | 7.27 | 7.51 | 7.41 | 7.37 | 7.30 | 7.61 |
| The World Bank Group takes decisions quickly in Peru | 6.44 | 6.45 | 6.58 | 5.27 | 6.27 | 6.60 | 6.25 | 6.56 | 6.49 | 6.18 | 6.25 | 6.76 |
| Where country systems (e.g., procurement, financial management, etc.) are adequate, the World Bank Group makes appropriate use of them | 6.83 | 6.80 | 6.91 | 6.19 | 6.54 | 7.16 | 6.74 | 6.83 | 6.94 | 6.36 | 6.58 | 7.25 |

Yellow highlight indicates significant difference between Yes and No means.

Appendix F: Peru FY 2016 Questionnaire



World Bank Group Country Survey FY16 – Peru

The World Bank Group is interested in gauging the views of clients and partners who are either involved in development in Peru or who observe activities related to social and economic development. The following survey will give the World Bank Group's team that works in Peru, greater insight into how the Bank's work is perceived. This is one tool the World Bank Group uses to assess the views of its stakeholders, and to develop more effective strategies that support development in Peru.

A local independent firm has been hired to oversee the logistics of this survey. This ensures anonymity and confidentiality. We hope you'll be candid.

Finally, the survey relates to the World Bank Group's work. The World Bank Group consists of IBRD, IDA, IFC, MIGA, and ICSID. When responding to the survey, please consider the area of the World Bank Group with which you are most familiar.

To complete the survey, please circle/check the response that most accurately reflects your opinion. If you prefer not to answer a question, please leave it blank. If you feel that you do not have an adequate amount of information on a subject, please check "Don't know".

PLEASE NOTE: IN SOME CASES THE SURVEY WILL ASK FOR A SPECIFIC NUMBER OF RESPONSES. PLEASE DO NOT CHOOSE ANY MORE THAN REQUESTED. IF MORE RESPONSES ARE CHOSEN, DATA CANNOT BE INCLUDED IN ANALYSIS.

SECTION A: GENERAL ISSUES FACING PERU

| A1. In general would you say that Peru is headed in ... ? | |
|--|---------------------|
| 1 | The right direction |
| 2 | The wrong direction |
| 3 | Not sure |

SECTION A: GENERAL ISSUES

A2. Listed below are a number of development priorities in Peru.

Please identify which of the following you consider the most important development priorities in Peru? (Choose no more than THREE)

| | | | |
|----|--|----|--|
| 1 | Global/regional integration | 17 | Climate change (e.g., mitigation, adaptation) |
| 2 | Food security | 18 | Poverty reduction |
| 3 | Public sector governance/ reform (i.e., government effectiveness, public financial management, public expenditure, fiscal system reform) | 19 | Transport (e.g., roads, bridges, transportation) |
| 4 | Social protection (e.g., pensions, targeted social assistance) | 20 | Education |
| 5 | Gender equity | 21 | Agricultural development |
| 6 | Private sector development | 22 | Trade and exports |
| 7 | Foreign direct investment | 23 | Security (i.e., crime and violence) |
| 8 | Urban development | 24 | Anti corruption |
| 9 | Energy | 25 | Law and justice (e.g., judicial system) |
| 10 | Job creation/employment | 26 | Regulatory framework |
| 11 | Rural development | 27 | Communicable/non-communicable diseases |
| 12 | Financial markets | 28 | Natural resource management (e.g., oil, gas, mining) |
| 13 | Water and sanitation | 29 | Economic growth |
| 14 | Environmental sustainability | 30 | Disaster management |
| 15 | Equality of opportunity (i.e., equity) | 31 | Information and communications technology |
| 16 | Health | | |

A3. The World Bank Group has committed itself to twin goals: ending extreme poverty by 2030 and boosting shared prosperity. Poverty reduction is a broad term that encompasses work in many different areas.

Which THREE areas of development listed below do you believe would contribute most to reducing poverty in Peru? (Choose no more than THREE)

| | | | |
|----|--|----|--|
| 1 | Water and sanitation | 16 | Anti corruption |
| 2 | Equality of opportunity (i.e., equity) | 17 | Education |
| 3 | Rural development | 18 | Foreign direct investment |
| 4 | Climate change (e.g., mitigation, adaptation) | 19 | Energy |
| 5 | Global/regional integration | 20 | Public sector governance/ reform (i.e., government effectiveness, public financial management, public expenditure, fiscal system reform) |
| 6 | Gender equity | 21 | Private sector development |
| 7 | Economic growth | 22 | Natural resource management (e.g., oil, gas, mining) |
| 8 | Urban development | 23 | Environmental sustainability |
| 9 | Regulatory framework | 24 | Health |
| 10 | Social protection (e.g., pensions, targeted social assistance) | 25 | Agricultural development |
| 11 | Law and justice (e.g., judicial system) | 26 | Disaster management |
| 12 | Transport (e.g., roads, bridges, transportation) | 27 | Job creation/employment |
| 13 | Security (i.e., crime and violence) | 28 | Financial markets |
| 14 | Communicable/non-communicable diseases | 29 | Trade and exports |
| 15 | Information and communications technology | 30 | Food security |

**SECTION A: GENERAL ISSUES**

A4. The World Bank Group's "Shared Prosperity" goal captures two key elements, economic growth and equity. It will seek to foster income growth among the bottom 40 percent of a country's population. Improvement in the Shared Prosperity Indicator requires growth and well-being of the less well-off. When thinking about the idea of "shared prosperity" in your country, which of the following TWO best illustrate how this would be achieved in Peru? (Choose no more than TWO)

| | |
|----|---|
| 1 | Consistent economic growth |
| 2 | More reliable social safety net |
| 3 | Greater access to micro-finance for the poor |
| 4 | Greater voice and participation for citizens to help ensure greater accountability |
| 5 | Greater access to health and nutrition for citizens |
| 6 | Better entrepreneurial opportunities (i.e., to start small and medium sized businesses) |
| 7 | A growing middle class |
| 8 | Better opportunity for the poor who live in rural areas |
| 9 | Better opportunity for the poor who live in urban areas |
| 10 | Better employment opportunities for young people |
| 11 | Better employment opportunities for women |
| 12 | Greater equity of fiscal policy |
| 13 | Education and training that better ensure job opportunity |
| 14 | Better quality public services |
| 15 | Other (please specify): _____ |

A5. Do you think the gap between the rich and the poor is a very big problem, a moderately big problem, a small problem or not a problem at all in Peru? (Select only ONE response)

| | |
|---|--------------------------|
| 1 | A very big problem |
| 2 | A moderately big problem |
| 3 | A small problem |
| 4 | Not a problem at all |
| 5 | Don't know |

A6. In your view, is global climate change a very serious problem, somewhat serious, not too serious, or not a problem? (Select only ONE response)

| | |
|---|----------------------------|
| 1 | A very serious problem |
| 2 | A somewhat serious problem |
| 3 | Not too serious problem |
| 4 | Not a problem |
| 5 | Don't know |

SECTION B: OVERALL ATTITUDES TOWARD THE WORLD BANK GROUP

| How familiar are you with the work of these organizations in Peru? | | | | | | | | | | | |
|--|---|---------------------|---|---|---|---|---|--------------------|---|---|----|
| | | Not familiar at all | | | | | | Extremely familiar | | | |
| B1 | World Bank Group (WBG) | 1 | 2 | 3 | 4 | 5 | 6 | 7 | 8 | 9 | 10 |
| B2 | Inter-American Development Bank (IDB/BID) | 1 | 2 | 3 | 4 | 5 | 6 | 7 | 8 | 9 | 10 |
| B3 | Latin American Development Bank (CAF) | 1 | 2 | 3 | 4 | 5 | 6 | 7 | 8 | 9 | 10 |

| Overall, please rate your impression of the effectiveness of these organizations in Peru. | | | | | | | | | | | |
|---|---|----------------------|---|---|---|---|---|---------------------|---|------------|----|
| | | Not effective at all | | | | | | Extremely effective | | Don't know | |
| B4 | World Bank Group (WBG) | 1 | 2 | 3 | 4 | 5 | 6 | 7 | 8 | 9 | 10 |
| B5 | Inter-American Development Bank (IDB/BID) | 1 | 2 | 3 | 4 | 5 | 6 | 7 | 8 | 9 | 10 |
| B6 | Latin American Development Bank (CAF) | 1 | 2 | 3 | 4 | 5 | 6 | 7 | 8 | 9 | 10 |

| B7. To what extent do you believe the World Bank Group's staff is well prepared (e.g., skills and knowledge) to help Peru solve its most complicated development challenges? | | | | | | | | | | | |
|--|---|---|---|---|---|---|---|---|------------------------------|--|------------|
| 1 | 2 | 3 | 4 | 5 | 6 | 7 | 8 | 9 | 10 | | |
| To no degree at all | | | | | | | | | To a very significant degree | | Don't know |

| B8. When thinking about how the World Bank Group can have the most impact on development results in Peru, in which sectoral areas do you believe the World Bank Group should focus most of its resources (financial and knowledge services) in Peru? (Choose no more than THREE) | | | |
|--|--|----|--|
| 1 | Health | 17 | Economic growth |
| 2 | Security (i.e., crime and violence) | 18 | Private sector development |
| 3 | Transport (e.g., roads, bridges, transportation) | 19 | Water and sanitation |
| 4 | Agricultural development | 20 | Food security |
| 5 | Global/regional integration | 21 | Climate change (e.g., mitigation, adaptation) |
| 6 | Job creation/employment | 22 | Information and communications technology |
| 7 | Public sector governance/ reform (i.e., government effectiveness, public financial management, public expenditure, fiscal system reform) | 23 | Trade and exports |
| 8 | Social protection (e.g., pensions, targeted social assistance) | 24 | Equality of opportunity (i.e., equity) |
| 9 | Rural development | 25 | Law and justice (e.g., judicial system) |
| 10 | Foreign direct investment | 26 | Regulatory framework |
| 11 | Education | 27 | Communicable/non-communicable diseases |
| 12 | Energy | 28 | Natural resource management (e.g., oil, gas, mining) |
| 13 | Gender equity | 29 | Poverty reduction |
| 14 | Financial markets | 30 | Anti corruption |
| 15 | Urban development | 31 | Disaster management |
| 16 | Environmental sustainability | | |

SECTION B: OVERALL ATTITUDES TOWARD THE WORLD BANK GROUP

| B9. When thinking about the World Bank Group's role, which activity do you believe is of greatest VALUE and which activity is of second greatest value in Peru? | | | |
|--|---|---|--|
| | | Greatest Value (Choose only ONE) | Second Greatest Value (Choose only ONE) |
| 1 | Policy advice, studies, analyses | <input type="checkbox"/> | <input type="checkbox"/> |
| 2 | Data and statistics | <input type="checkbox"/> | <input type="checkbox"/> |
| 3 | Convening/Facilitating | <input type="checkbox"/> | <input type="checkbox"/> |
| 4 | Financial resources | <input type="checkbox"/> | <input type="checkbox"/> |
| 5 | Capacity development | <input type="checkbox"/> | <input type="checkbox"/> |
| 6 | Technical assistance | <input type="checkbox"/> | <input type="checkbox"/> |
| 7 | Help to bring discipline/effective supervision to implementation of investment projects | <input type="checkbox"/> | <input type="checkbox"/> |
| 8 | Mobilizing third party financial resources | <input type="checkbox"/> | <input type="checkbox"/> |
| 9 | Donor coordination | <input type="checkbox"/> | <input type="checkbox"/> |
| 10 | Linkage to non-Bank expertise (i.e., South-South knowledge sharing) | <input type="checkbox"/> | <input type="checkbox"/> |
| 11 | Other (please specify): _____ | <input type="checkbox"/> | <input type="checkbox"/> |

| B10. Which of the following do you identify as the World Bank Group's greatest WEAKNESSES in its work in Peru? (Choose no more than TWO) | |
|---|---|
| 1 | Too influenced by developed countries |
| 2 | Not exploring alternative policy options |
| 3 | Not collaborating enough with stakeholders outside the Government |
| 4 | Its advice and strategies do not lend themselves to practical problem solving |
| 5 | Not enough public disclosure of its work |
| 6 | Arrogant in its approach |
| 7 | Not client focused |
| 8 | The credibility of its knowledge/data |
| 9 | World Bank Group's processes too complex |
| 10 | Not willing to honestly criticize policies and reform efforts in the country |
| 11 | Staff too inaccessible |
| 12 | Imposing technocratic solutions without regard to political realities |
| 13 | World Bank Group's processes too slow (e.g., too bureaucratic in its operational policies and procedures) |
| 14 | Not aligned with other donors' work |
| 15 | Not aligned with country priorities |
| 16 | Not adequately sensitive to political/social realities in Peru |
| 17 | Other (please specify): _____ |
| 18 | Don't know |

SECTION B: OVERALL ATTITUDES TOWARD THE WORLD BANK GROUP

B11. Which World Bank Group's instruments do you believe are the MOST effective in reducing poverty in Peru? (Choose no more than TWO)

| | |
|---|--|
| 1 | Trust Fund management |
| 2 | Knowledge products/services (analytical work, studies, surveys, etc.) |
| 3 | Capacity development |
| 4 | Technical assistance (advice, best practice, international experience, etc.) |
| 5 | Investment lending (financing specific projects) |
| 6 | Policy based lending / budget support to the Government |
| 7 | Multi-sectoral approaches |
| 8 | Other (please specify): _____ |
| 9 | Don't know |

B12. To what extent do you believe that the World Bank Group's work and support help the poorest in Peru? (Select only ONE response)

| | |
|---|-----------------------------------|
| 1 | To a fully sufficient degree |
| 2 | To a somewhat sufficient degree |
| 3 | To a somewhat insufficient degree |
| 4 | To a very insufficient degree |
| 5 | Don't know |

To what extent do you agree with the following statements about the World Bank Group's work in Peru?

| | | Strongly disagree | | | | | | | | | | Strongly agree | Don't know |
|------------|---|-------------------|---|---|---|---|---|---|---|---|----|----------------|--------------------------|
| B13 | Overall the World Bank Group currently plays a relevant role in development in Peru | 1 | 2 | 3 | 4 | 5 | 6 | 7 | 8 | 9 | 10 | | <input type="checkbox"/> |
| B14 | The World Bank Group's work is aligned with what I consider the development priorities for Peru | 1 | 2 | 3 | 4 | 5 | 6 | 7 | 8 | 9 | 10 | | <input type="checkbox"/> |

SECTION B: OVERALL ATTITUDES TOWARD THE WORLD BANK GROUP

| To what extent is the World Bank Group an effective development partner in Peru, in terms of each of the following? | | | | | | | | | | | | | |
|---|--|---------------------|---|---|---|---|---|---|---|---|----|------------------------------|------------|
| | | To no degree at all | | | | | | | | | | To a very significant degree | Don't know |
| | | 1 | 2 | 3 | 4 | 5 | 6 | 7 | 8 | 9 | 10 | | |
| B15 | Responsiveness to needs | | | | | | | | | | | <input type="checkbox"/> | |
| B16 | Flexibility (in terms of the institution's products and services) | | | | | | | | | | | <input type="checkbox"/> | |
| B17 | Flexibility (in terms of changing country circumstances) | | | | | | | | | | | <input type="checkbox"/> | |
| B18 | Being inclusive | | | | | | | | | | | <input type="checkbox"/> | |
| B19 | Openness (sharing data and other information) | | | | | | | | | | | <input type="checkbox"/> | |
| B20 | Collaboration with the Government | | | | | | | | | | | <input type="checkbox"/> | |
| B21 | The speed in which it gets things accomplished on the ground | | | | | | | | | | | <input type="checkbox"/> | |
| B22 | Ease of access to the people at the World Bank Group who are making decisions important to my work | | | | | | | | | | | <input type="checkbox"/> | |
| B23 | Collaboration with civil society | | | | | | | | | | | <input type="checkbox"/> | |
| B24 | Staff accessibility | | | | | | | | | | | <input type="checkbox"/> | |
| B25 | Collaboration with other donors and development partners | | | | | | | | | | | <input type="checkbox"/> | |
| B26 | Collaboration with the private sector | | | | | | | | | | | <input type="checkbox"/> | |
| B27 | Straightforwardness and honesty | | | | | | | | | | | <input type="checkbox"/> | |
| B28 | Treating clients and stakeholders in Peru with respect | | | | | | | | | | | <input type="checkbox"/> | |
| B29 | Being a long-term partner | | | | | | | | | | | <input type="checkbox"/> | |

| B30. When World Bank Group assisted reform efforts fail or are slow to take place, which of the following would you attribute this to? (Choose no more than TWO) | |
|---|--|
| 1 | The Government works inefficiently |
| 2 | Poor donor coordination |
| 3 | The World Bank Group is not sensitive enough to political/social realities on the ground |
| 4 | Lack of/inadequate levels of capacity in Government |
| 5 | There is not an adequate level of citizen/civil society participation |
| 6 | The World Bank Group works too slowly |
| 7 | The World Bank Group does not do adequate follow through/follow-up |
| 8 | Political pressures and obstacles |
| 9 | Reforms are not well thought out in light of country challenges |
| 10 | Other (please specify): _____ |

**SECTION C: WORLD BANK GROUP'S EFFECTIVENESS AND RESULTS**

| C1. In your opinion, how IMPORTANT is it for the World Bank Group to be involved in the following areas of development in Peru? | | | | | | | | | | | | | |
|---|--|----------------------|---|---|---|---|---|---|---|---|----|--------------------------|------------|
| | | Not important at all | | | | | | | | | | Very important | Don't know |
| 1 | Security (i.e., crime and violence) | 1 | 2 | 3 | 4 | 5 | 6 | 7 | 8 | 9 | 10 | <input type="checkbox"/> | |
| 2 | Financial markets | 1 | 2 | 3 | 4 | 5 | 6 | 7 | 8 | 9 | 10 | <input type="checkbox"/> | |
| 3 | Transport (e.g., roads, bridges, transportation) | 1 | 2 | 3 | 4 | 5 | 6 | 7 | 8 | 9 | 10 | <input type="checkbox"/> | |
| 4 | Anti corruption | 1 | 2 | 3 | 4 | 5 | 6 | 7 | 8 | 9 | 10 | <input type="checkbox"/> | |
| 5 | Law and justice (e.g., judicial system) | 1 | 2 | 3 | 4 | 5 | 6 | 7 | 8 | 9 | 10 | <input type="checkbox"/> | |
| 6 | Urban development | 1 | 2 | 3 | 4 | 5 | 6 | 7 | 8 | 9 | 10 | <input type="checkbox"/> | |
| 7 | Environmental sustainability | 1 | 2 | 3 | 4 | 5 | 6 | 7 | 8 | 9 | 10 | <input type="checkbox"/> | |
| 8 | Trade and exports | 1 | 2 | 3 | 4 | 5 | 6 | 7 | 8 | 9 | 10 | <input type="checkbox"/> | |
| 9 | Information and communications technology | 1 | 2 | 3 | 4 | 5 | 6 | 7 | 8 | 9 | 10 | <input type="checkbox"/> | |
| 10 | Poverty reduction | 1 | 2 | 3 | 4 | 5 | 6 | 7 | 8 | 9 | 10 | <input type="checkbox"/> | |
| 11 | Gender equity | 1 | 2 | 3 | 4 | 5 | 6 | 7 | 8 | 9 | 10 | <input type="checkbox"/> | |
| 12 | Private sector development | 1 | 2 | 3 | 4 | 5 | 6 | 7 | 8 | 9 | 10 | <input type="checkbox"/> | |
| 13 | Foreign direct investment | 1 | 2 | 3 | 4 | 5 | 6 | 7 | 8 | 9 | 10 | <input type="checkbox"/> | |
| 14 | Water and sanitation | 1 | 2 | 3 | 4 | 5 | 6 | 7 | 8 | 9 | 10 | <input type="checkbox"/> | |
| 15 | Regulatory framework | 1 | 2 | 3 | 4 | 5 | 6 | 7 | 8 | 9 | 10 | <input type="checkbox"/> | |
| 16 | Economic growth | 1 | 2 | 3 | 4 | 5 | 6 | 7 | 8 | 9 | 10 | <input type="checkbox"/> | |
| 17 | Energy | 1 | 2 | 3 | 4 | 5 | 6 | 7 | 8 | 9 | 10 | <input type="checkbox"/> | |
| 18 | Disaster management | 1 | 2 | 3 | 4 | 5 | 6 | 7 | 8 | 9 | 10 | <input type="checkbox"/> | |
| 19 | Public sector governance/ reform (i.e., government effectiveness, public financial management, public expenditure, fiscal system reform) | 1 | 2 | 3 | 4 | 5 | 6 | 7 | 8 | 9 | 10 | <input type="checkbox"/> | |
| 20 | Job creation/employment | 1 | 2 | 3 | 4 | 5 | 6 | 7 | 8 | 9 | 10 | <input type="checkbox"/> | |
| 21 | Communicable/non-communicable diseases | 1 | 2 | 3 | 4 | 5 | 6 | 7 | 8 | 9 | 10 | <input type="checkbox"/> | |
| 22 | Equality of opportunity (i.e., equity) | 1 | 2 | 3 | 4 | 5 | 6 | 7 | 8 | 9 | 10 | <input type="checkbox"/> | |
| 23 | Social protection (e.g., pensions, targeted social assistance) | 1 | 2 | 3 | 4 | 5 | 6 | 7 | 8 | 9 | 10 | <input type="checkbox"/> | |
| 24 | Rural development | 1 | 2 | 3 | 4 | 5 | 6 | 7 | 8 | 9 | 10 | <input type="checkbox"/> | |
| 25 | Global/regional integration | 1 | 2 | 3 | 4 | 5 | 6 | 7 | 8 | 9 | 10 | <input type="checkbox"/> | |
| 26 | Food security | 1 | 2 | 3 | 4 | 5 | 6 | 7 | 8 | 9 | 10 | <input type="checkbox"/> | |
| 27 | Natural resource management (e.g., oil, gas, mining) | 1 | 2 | 3 | 4 | 5 | 6 | 7 | 8 | 9 | 10 | <input type="checkbox"/> | |
| 28 | Health | 1 | 2 | 3 | 4 | 5 | 6 | 7 | 8 | 9 | 10 | <input type="checkbox"/> | |
| 29 | Climate change (e.g., mitigation, adaptation) | 1 | 2 | 3 | 4 | 5 | 6 | 7 | 8 | 9 | 10 | <input type="checkbox"/> | |
| 30 | Agricultural development | 1 | 2 | 3 | 4 | 5 | 6 | 7 | 8 | 9 | 10 | <input type="checkbox"/> | |
| 31 | Education | 1 | 2 | 3 | 4 | 5 | 6 | 7 | 8 | 9 | 10 | <input type="checkbox"/> | |

**SECTION C: WORLD BANK GROUP'S EFFECTIVENESS AND RESULTS**

C2. How EFFECTIVE do you believe the World Bank Group is in terms of the work it does in the following areas of development in Peru? (If you have NO exposure to/experience in working in any of the sectors listed below, please respond "Don't know")

| | | Not effective at all | | | | | | | | | | Very effective | Don't know |
|----|--|-------------------------|---|---|---|---|---|---|---|---|----|-------------------|--------------------------|
| 1 | Gender equity | 1 | 2 | 3 | 4 | 5 | 6 | 7 | 8 | 9 | 10 | | <input type="checkbox"/> |
| 2 | Information and communications technology | 1 | 2 | 3 | 4 | 5 | 6 | 7 | 8 | 9 | 10 | | <input type="checkbox"/> |
| 3 | Transport (e.g., roads, bridges, transportation) | 1 | 2 | 3 | 4 | 5 | 6 | 7 | 8 | 9 | 10 | | <input type="checkbox"/> |
| 4 | Security (i.e., crime and violence) | 1 | 2 | 3 | 4 | 5 | 6 | 7 | 8 | 9 | 10 | | <input type="checkbox"/> |
| 5 | Law and justice (e.g., judicial system) | 1 | 2 | 3 | 4 | 5 | 6 | 7 | 8 | 9 | 10 | | <input type="checkbox"/> |
| 6 | Urban development | 1 | 2 | 3 | 4 | 5 | 6 | 7 | 8 | 9 | 10 | | <input type="checkbox"/> |
| 7 | Environmental sustainability | 1 | 2 | 3 | 4 | 5 | 6 | 7 | 8 | 9 | 10 | | <input type="checkbox"/> |
| 8 | Regulatory framework | 1 | 2 | 3 | 4 | 5 | 6 | 7 | 8 | 9 | 10 | | <input type="checkbox"/> |
| 9 | Communicable/non-communicable diseases | 1 | 2 | 3 | 4 | 5 | 6 | 7 | 8 | 9 | 10 | | <input type="checkbox"/> |
| 10 | Poverty reduction | 1 | 2 | 3 | 4 | 5 | 6 | 7 | 8 | 9 | 10 | | <input type="checkbox"/> |
| 11 | Anti corruption | 1 | 2 | 3 | 4 | 5 | 6 | 7 | 8 | 9 | 10 | | <input type="checkbox"/> |
| 12 | Private sector development | 1 | 2 | 3 | 4 | 5 | 6 | 7 | 8 | 9 | 10 | | <input type="checkbox"/> |
| 13 | Foreign direct investment | 1 | 2 | 3 | 4 | 5 | 6 | 7 | 8 | 9 | 10 | | <input type="checkbox"/> |
| 14 | Water and sanitation | 1 | 2 | 3 | 4 | 5 | 6 | 7 | 8 | 9 | 10 | | <input type="checkbox"/> |
| 15 | Trade and exports | 1 | 2 | 3 | 4 | 5 | 6 | 7 | 8 | 9 | 10 | | <input type="checkbox"/> |
| 16 | Economic growth | 1 | 2 | 3 | 4 | 5 | 6 | 7 | 8 | 9 | 10 | | <input type="checkbox"/> |
| 17 | Health | 1 | 2 | 3 | 4 | 5 | 6 | 7 | 8 | 9 | 10 | | <input type="checkbox"/> |
| 18 | Disaster management | 1 | 2 | 3 | 4 | 5 | 6 | 7 | 8 | 9 | 10 | | <input type="checkbox"/> |
| 19 | Public sector governance/ reform (i.e., government effectiveness, public financial management, public expenditure, fiscal system reform) | 1 | 2 | 3 | 4 | 5 | 6 | 7 | 8 | 9 | 10 | | <input type="checkbox"/> |
| 20 | Job creation/employment | 1 | 2 | 3 | 4 | 5 | 6 | 7 | 8 | 9 | 10 | | <input type="checkbox"/> |
| 21 | Financial markets | 1 | 2 | 3 | 4 | 5 | 6 | 7 | 8 | 9 | 10 | | <input type="checkbox"/> |
| 22 | Equality of opportunity (i.e., equity) | 1 | 2 | 3 | 4 | 5 | 6 | 7 | 8 | 9 | 10 | | <input type="checkbox"/> |
| 23 | Energy | 1 | 2 | 3 | 4 | 5 | 6 | 7 | 8 | 9 | 10 | | <input type="checkbox"/> |
| 24 | Rural development | 1 | 2 | 3 | 4 | 5 | 6 | 7 | 8 | 9 | 10 | | <input type="checkbox"/> |
| 25 | Global/regional integration | 1 | 2 | 3 | 4 | 5 | 6 | 7 | 8 | 9 | 10 | | <input type="checkbox"/> |
| 26 | Food security | 1 | 2 | 3 | 4 | 5 | 6 | 7 | 8 | 9 | 10 | | <input type="checkbox"/> |
| 27 | Education | 1 | 2 | 3 | 4 | 5 | 6 | 7 | 8 | 9 | 10 | | <input type="checkbox"/> |
| 28 | Social protection (e.g., pensions, targeted social assistance) | 1 | 2 | 3 | 4 | 5 | 6 | 7 | 8 | 9 | 10 | | <input type="checkbox"/> |
| 29 | Climate change (e.g., mitigation, adaptation) | 1 | 2 | 3 | 4 | 5 | 6 | 7 | 8 | 9 | 10 | | <input type="checkbox"/> |
| 30 | Agricultural development | 1 | 2 | 3 | 4 | 5 | 6 | 7 | 8 | 9 | 10 | | <input type="checkbox"/> |
| 31 | Natural resource management (e.g., oil, gas, mining) | 1 | 2 | 3 | 4 | 5 | 6 | 7 | 8 | 9 | 10 | | <input type="checkbox"/> |

SECTION C: WORLD BANK GROUP'S EFFECTIVENESS AND RESULTS

| C3. To what extent does the World Bank Group's work help to achieve development results in Peru? | | | | | | | | | | | |
|--|---|---|---|---|---|---|---|---|------------------------------|--------------------------|------------|
| 1 | 2 | 3 | 4 | 5 | 6 | 7 | 8 | 9 | 10 | <input type="checkbox"/> | |
| To no degree at all | | | | | | | | | To a very significant degree | | Don't know |

| To what extent do you agree with the following statements about the World Bank Group in Peru? | | | | | | | | | | | | | |
|---|--|-------------------|---|---|---|---|---|---|---|---|----|--------------------------|------------|
| | | Strongly disagree | | | | | | | | | | Strongly agree | Don't know |
| C4 | The World Bank Group's financial instruments (i.e., investment lending, Development Policy Loan, Trust Funds, Program 4 Result, etc.) meet the needs of Peru | 1 | 2 | 3 | 4 | 5 | 6 | 7 | 8 | 9 | 10 | <input type="checkbox"/> | |
| C5 | The World Bank Group meets Peru's needs for knowledge services (e.g., research, analysis, data, technical assistance) | 1 | 2 | 3 | 4 | 5 | 6 | 7 | 8 | 9 | 10 | <input type="checkbox"/> | |

| C6. To what extent do you believe that Peru received value for money from the World Bank Group's Reimbursable Advisory Services (RAS)? | | | | | | | | | | | |
|--|---|---|---|---|---|---|---|---|------------------------------|--------------------------|------------|
| 1 | 2 | 3 | 4 | 5 | 6 | 7 | 8 | 9 | 10 | <input type="checkbox"/> | |
| To no degree at all | | | | | | | | | To a very significant degree | | Don't know |

| C7. To what extent do you believe the World Bank Group measures and corrects its work in real time in Peru? | | | | | | | | | | | |
|---|---|---|---|---|---|---|---|---|------------------------------|--------------------------|------------|
| 1 | 2 | 3 | 4 | 5 | 6 | 7 | 8 | 9 | 10 | <input type="checkbox"/> | |
| To no degree at all | | | | | | | | | To a very significant degree | | Don't know |

PLEASE NOTE: IN SOME CASES THE SURVEY WILL ASK FOR A SPECIFIC NUMBER OF RESPONSES. PLEASE DO NOT CHOOSE ANY MORE THAN REQUESTED. IF MORE RESPONSES ARE CHOSEN, DATA CANNOT BE INCLUDED IN ANALYSIS.



SECTION D: THE WORLD BANK GROUP'S KNOWLEDGE WORK AND ACTIVITIES (i.e., ANALYSIS, STUDIES, RESEARCH, DATA, REPORTS, CONFERENCES)

| | |
|---|--------------------|
| D1. How frequently do you consult World Bank Group's knowledge work and activities in the work you do? | |
| 1 | Weekly |
| 2 | Monthly |
| 3 | A few times a year |
| 4 | Rarely |
| 5 | Never |

| | | | | | | | | | | | | | | | | |
|--|---|---------------------|---|---|---|---|---|---|---|---|----|------------------------------|--|--|--|--------------------------|
| In Peru, to what extent do you believe that the World Bank Group's knowledge work and activities: | | | | | | | | | | | | | | | | |
| | | To no degree at all | | | | | | | | | | To a very significant degree | | | | Don't know |
| D2 | Are timely | 1 | 2 | 3 | 4 | 5 | 6 | 7 | 8 | 9 | 10 | | | | | <input type="checkbox"/> |
| D3 | Lead to practical solutions | 1 | 2 | 3 | 4 | 5 | 6 | 7 | 8 | 9 | 10 | | | | | <input type="checkbox"/> |
| D4 | Are accessible (well written and easy to understand) | 1 | 2 | 3 | 4 | 5 | 6 | 7 | 8 | 9 | 10 | | | | | <input type="checkbox"/> |
| D5 | Are translated enough into local language | 1 | 2 | 3 | 4 | 5 | 6 | 7 | 8 | 9 | 10 | | | | | <input type="checkbox"/> |
| D6 | Are adaptable to Peru's specific development challenges and country circumstances | 1 | 2 | 3 | 4 | 5 | 6 | 7 | 8 | 9 | 10 | | | | | <input type="checkbox"/> |

| | | | | | | | | | | | | | | |
|---|---|---|---|---|---|---|---|---|------------------|--|--|--|------------|--------------------------|
| D7. Overall, how significant a contribution do you believe the World Bank Group's knowledge work and activities make to development results in your country? | | | | | | | | | | | | | | |
| 1 | 2 | 3 | 4 | 5 | 6 | 7 | 8 | 9 | 10 | | | | | <input type="checkbox"/> |
| Not significant at all | | | | | | | | | Very significant | | | | Don't know | |

| | | | | | | | | | | | | | | |
|---|---|---|---|---|---|---|---|---|-----------------------------|--|--|--|------------|--------------------------|
| D8. Overall, how would you rate the technical quality of the World Bank Group's knowledge work and activities? | | | | | | | | | | | | | | |
| 1 | 2 | 3 | 4 | 5 | 6 | 7 | 8 | 9 | 10 | | | | | <input type="checkbox"/> |
| Very low technical quality | | | | | | | | | Very high technical quality | | | | Don't know | |

SECTION E: WORKING WITH THE WORLD BANK GROUP

| To what extent do you agree/disagree with the following statements? | | | | | | | | | | | | |
|---|--|-------------------|---|---|---|---|---|---|---|---|----------------|--------------------------|
| | | Strongly disagree | | | | | | | | | Strongly agree | Don't know |
| E1 | The World Bank Group disburses funds promptly | 1 | 2 | 3 | 4 | 5 | 6 | 7 | 8 | 9 | 10 | <input type="checkbox"/> |
| E2 | The World Bank Group effectively monitors and evaluates the projects and programs it supports | 1 | 2 | 3 | 4 | 5 | 6 | 7 | 8 | 9 | 10 | <input type="checkbox"/> |
| E3 | The World Bank Group's approvals and reviews are done in a timely fashion | 1 | 2 | 3 | 4 | 5 | 6 | 7 | 8 | 9 | 10 | <input type="checkbox"/> |
| E4 | The World Bank Group's "Safeguard Policy" requirements are reasonable | 1 | 2 | 3 | 4 | 5 | 6 | 7 | 8 | 9 | 10 | <input type="checkbox"/> |
| E5 | The World Bank Group's conditions on its lending are reasonable | 1 | 2 | 3 | 4 | 5 | 6 | 7 | 8 | 9 | 10 | <input type="checkbox"/> |
| E6 | The World Bank Group takes decisions quickly in Peru | 1 | 2 | 3 | 4 | 5 | 6 | 7 | 8 | 9 | 10 | <input type="checkbox"/> |
| E7 | Working with the World Bank Group increases Peru's institutional capacity | 1 | 2 | 3 | 4 | 5 | 6 | 7 | 8 | 9 | 10 | <input type="checkbox"/> |
| E8 | Where country systems (e.g., procurement, financial management, etc.) are adequate, the World Bank Group makes appropriate use of them | 1 | 2 | 3 | 4 | 5 | 6 | 7 | 8 | 9 | 10 | <input type="checkbox"/> |
| E9 | The World Bank Group provides effective implementation support (i.e., supervision of projects) | 1 | 2 | 3 | 4 | 5 | 6 | 7 | 8 | 9 | 10 | <input type="checkbox"/> |

| E10. To what extent do you believe that the World Bank Group's work helps to find solutions that promote private public partnerships in Peru? | | | | | | | | | | | | |
|---|---|---|---|---|---|---|---|---|------------------------------|--------------------------|------------|--|
| 1 | 2 | 3 | 4 | 5 | 6 | 7 | 8 | 9 | 10 | <input type="checkbox"/> | | |
| To no degree at all | | | | | | | | | To a very significant degree | | Don't know | |

| E11. Which of the following best describes the World Bank Group's support in Peru? (Select only one response) | | | | | | | | | | | | |
|--|--|--|--|--|--|--|--|--|--|--|--|--|
| 1 | The World Bank Group is sufficiently selective and focuses on the most important development challenges in Peru | | | | | | | | | | | |
| 2 | The World Bank Group is not sufficiently selective in Peru, and it is involved in too many areas of development. | | | | | | | | | | | |
| 3 | Don't know | | | | | | | | | | | |

SECTION F: RECENT TRENDS AND THE FUTURE ROLE OF THE WORLD BANK GROUP IN PERU

F1. Which of the following SHOULD the World Bank Group do to make itself of greater value in Peru? (Choose no more than TWO)

| | |
|----|--|
| 1 | Offer more innovative financial products |
| 2 | Ensure greater selectivity in its work |
| 3 | Provide more adequate data/knowledge/statistics/figures on Peru's economy |
| 4 | Improve the competitiveness of its financing compared to markets (e.g., cost, timeliness, other terms) |
| 5 | Reach out more to groups outside of Government |
| 6 | Increase the level of capacity development in the country |
| 7 | Improve the quality of its experts as related to Peru's specific challenges |
| 8 | Offer more innovative knowledge services |
| 9 | Collaborate more effectively with Government clients (e.g., national, state, local) |
| 10 | Work faster |
| 11 | Reduce the complexity of obtaining World Bank Group financing |
| 12 | Increase availability of Reimbursable Advisory Services (RAS) |
| 13 | Other (please specify): _____ |

F2. When considering the combination of services that the World Bank Group offers in Peru, and taking into account its limited level of resources, which ONE of the following do you believe the World Bank Group should offer more of in Peru? (Select only ONE response)

| | |
|---|---|
| 1 | Financial services |
| 2 | Knowledge products |
| 3 | Convening services |
| 4 | None of the above |
| 5 | The combination is appropriate for Peru |
| 6 | Don't know |

**SECTION G: COMMUNICATION AND INFORMATION SHARING****G1. How do you get most of your information about economic and social development issues in Peru? (Choose no more than TWO)**

| | | | |
|---|--|----|-------------------------------|
| 1 | Social media (e.g., Facebook, blogs, Twitter, YouTube, Flickr) | 7 | International television |
| 2 | International newspapers | 8 | Local newspapers |
| 3 | Local radio | 9 | Internet |
| 4 | International radio | 10 | Periodicals/Magazines |
| 5 | e-Newsletters | 11 | Cable TV |
| 6 | Local television | 12 | Other (please specify): _____ |

G2. How would you prefer to receive information from the World Bank Group? (Choose no more than TWO)

| | | | |
|---|--|---|--|
| 1 | Direct contact with World Bank Group (i.e., face to face meetings/discussions) | 5 | World Bank Group's website |
| 2 | Mobile phones | 6 | Social media (e.g., Facebook, blogs, Twitter, YouTube, Flickr) |
| 3 | World Bank Group's seminars/workshops/conferences | 7 | e-Newsletters |
| 4 | World Bank Group's publications and other written materials | 8 | Other (please specify): _____ |

| | | | |
|-----------|---|------------|-----------|
| G3 | Are you aware of the World Bank Group's Access to Information Policies under which the World Bank Group discloses any information in its possession that is not on a list of exceptions? (If YES please go to Question G4; if NO please go to G5) | Yes | No |
|-----------|---|------------|-----------|

G4. If yes, from which of the following sources did you learn about the World Bank Group's Access to Information Policies? (Select only ONE response)

| | |
|---|---|
| 1 | World Bank Group's seminars/workshops/conferences |
| 2 | World Bank Group's website |
| 3 | World Bank Group's e-Newsletters |
| 4 | News/Media |
| 5 | Colleagues/Friends/Peer organizations |
| 6 | Other (please specify): _____ |

| | | | |
|-----------|---|------------|-----------|
| G5 | Have you requested information from the World Bank Group on its activities in the past year? (If YES please go to Question G6; if NO please go to G7) | Yes | No |
| G6 | Were you able to obtain this information? | Yes | No |
| G7 | Do you use/have you used the World Bank Group website? | Yes | No |
| G8 | Do you currently consult the World Bank Group social media sites (e.g., Facebook, blogs, Twitter, YouTube, and Flickr)? | Yes | No |

Please rate how much you agree with the following statements.

| | | Strongly disagree | | | | | | | | | | Strongly agree | Don't know |
|------------|--|-------------------|---|---|---|---|---|---|---|---|----|----------------|--------------------------|
| | | 1 | 2 | 3 | 4 | 5 | 6 | 7 | 8 | 9 | 10 | | |
| G9 | When I need information from the World Bank Group I know how to find it (e.g., whom to call, where to reach them, etc.) | | | | | | | | | | | | <input type="checkbox"/> |
| G10 | The World Bank Group's social media channels (e.g., blogs, Facebook, Twitter, YouTube, Flickr) are valuable sources of information about the institution | | | | | | | | | | | | <input type="checkbox"/> |
| G11 | The World Bank Group is responsive to my information requests and inquiries | | | | | | | | | | | | <input type="checkbox"/> |

SECTION H: BACKGROUND INFORMATION

| H1. Which of the following best describes your current position? (Select only ONE response) | | | |
|--|---|----|--|
| 1 | Office of the President, Prime Minister | 11 | NGO/Community Based Organization |
| 2 | Office of Minister | 12 | Media (press, radio, TV, web, etc.) |
| 3 | Office of Parliamentarian | 13 | Independent Government Institution (i.e., Regulatory Agency, Central Bank/oversight institution) |
| 4 | Employee of a Ministry, Ministerial Department or Implementation Agency | 14 | Trade Union |
| 5 | Project Management Unit (PMU) overseeing implementation of project/ Consultant/Contractor working on World Bank Group supported project/program | 15 | Faith-Based Group |
| 6 | Local Government Office or Staff | 16 | Youth Group |
| 7 | Bilateral/Multilateral Agency | 17 | Academia/Research Institute/Think Tank |
| 8 | Private Sector Organization | 18 | Judiciary Branch |
| 9 | Private Foundation | 19 | Other (please specify): _____ |
| 10 | Financial Sector/Private Bank | | |

| H2. Please identify the primary specialization of your work. (Select only ONE response) | | | |
|--|--------------------------------------|----|--|
| 1 | Water | 12 | Gender |
| 2 | Social protection and labor | 13 | Transport and ICT |
| 3 | Fragility, conflict and violence | 14 | Urban, rural, and social development |
| 4 | Environment and natural resources | 15 | Governance |
| 5 | Public-private partnerships | 16 | Poverty |
| 6 | Education | 17 | Jobs |
| 7 | Health, nutrition, and population | 18 | Agriculture |
| 8 | Energy and extractives | 19 | Climate Change |
| 9 | Macroeconomics and fiscal management | 20 | Generalist (specialized in multiple sectors) |
| 10 | Trade and competitiveness | 21 | Other (please specify): _____ |
| 11 | Finance and markets | | |

| H3. Currently, do you professionally collaborate/work with the World Bank Group (IBRD/IDA, IFC, or MIGA) in your country? | |
|--|-----|
| 1 | Yes |
| 2 | No |

SECTION H: BACKGROUND INFORMATION

**H4. Which of the following agencies of the World Bank Group do you primarily engage with in Peru?
(Select only ONE response)**

| | |
|---|---|
| 1 | The World Bank (IBRD) |
| 2 | The International Finance Corporation (IFC) |
| 3 | The Multilateral Investment Guarantee Agency (MIGA) |
| 4 | Other (please specify): _____ |

**H5. Do your projects involve both the World Bank and the IFC?
(If YES please go to Question H6; If NO please go to H7)**

| | |
|---|-----|
| 1 | Yes |
| 2 | No |

**H6. If yes, what was your view of how the two institutions work together in Peru?
(Select only ONE response)**

| | |
|---|--|
| 1 | The two institutions work well together |
| 2 | The way the two institutions work together needs improvement |
| 3 | The two institutions do not work well together |
| 4 | Don't know |

**H7. Which of the following describes most of your exposure to the World Bank Group in Peru?
(Choose no more than TWO)**

| | |
|---|---|
| 1 | Observer (i.e., follow in media, discuss in informal conversations, etc.) |
| 2 | Use World Bank Group reports/data |
| 3 | Engage in World Bank Group related/sponsored events/activities |
| 4 | Collaborate as part of my professional duties |
| 5 | Use World Bank Group website for information, data, research, etc. |

H8. What's your gender?

| | |
|---|--------|
| 1 | Female |
| 2 | Male |

H9. Which best represents your geographic location?

| | |
|---|-------------------------------|
| 1 | Lima-Callao Metropolitan area |
| 2 | Regions |

Thank you for completing the survey!