

FY 2018 Comoros Country Opinion Survey Report

THE WORLD BANK GROUP

Public Opinion Research Group



WORLD BANK GROUP

September 2018



Acknowledgements

The Comoros Country Opinion Survey is part of the Country Opinion Survey Program series of the World Bank Group. This report was prepared by the Public Opinion Research Group (PORG), led by Sharon Felzer (Senior Communications Officer, Head of PORG). Svetlana Markova, Jessica Cameron, and Antonina Redko oversaw design, reporting, and analysis. Calita Woods, Dania Mendoza, and Noreen Wambui provided data support. PORG acknowledges the significant contribution from the Comoros country team and the local fielding agency COFINCO-Comores Finance Consulting. In particular, PORG is grateful for the support from Antoissi Said Ali Said (Operations Officer) who coordinated the survey related activities from Moroni, Comoros.



Country Opinion Surveys
THE WORLD BANK GROUP



Table of Contents

I. Objectives	3
II. Methodology.....	3
III. Demographics of the Sample.....	4
IV. General Issues Facing Comoros	8
V. Overall Attitudes toward the World Bank Group.....	13
VI. Sectoral Effectiveness.....	21
VII. How the World Bank Group Operates	25
VIII. World Bank Group's Knowledge and Instruments	31
IX. World Bank Group's Response to the Refugee Crisis.....	35
X. The Future Role of the World Bank Group in Comoros	37
XI. Communication and Outreach	45
XII. Appendices.....	50

COMOROS





I. Objectives

This survey was designed to assist the World Bank Group (WBG) in gaining a better understanding of how stakeholders in Comoros perceive the WBG. The survey explored:

- *General Issues Facing Comoros*
- *Overall Attitudes toward the World Bank Group*
- *World Bank Group's Effectiveness and Results*
- *The World Bank Group's Knowledge Work and Activities*
- *Working with the World Bank Group*
- *The Future Role of the World Bank Group in Comoros*
- *Communication and Information Sharing*
- *Background Information*

II. Methodology

From March to April 2018, 168 stakeholders of the WBG in Comoros were invited to provide their opinions on the WBG's work in the country by participating in a Country Opinion Survey. Participants were drawn from the Office of the President, Prime Minister; office of a minister; office of a parliamentarian; ministries/ministerial departments/implementation agencies; Project Management Units (PMUs) overseeing implementation of WBG projects; consultants/contractors working on WBG-supported projects/programs; local governments; bilateral and multilateral agencies; private sector organizations; private foundations; the financial sector/private banks; NGOs and community-based organizations; the media; independent government institutions; trade unions; faith-based groups; youth groups; academia/research institutes/think tanks; the judiciary branch; and other organizations.

A total of 144 stakeholders participated in the survey (86% response rate). Respondents either received the questionnaires via courier or email, or completed the questionnaires with a representative from the local fielding agency.

Every country that engages in the Country Opinion Survey (COS) must include specific indicator questions that will be aggregated for the World Bank Group's annual Corporate Scorecard. These questions are identified throughout the survey report.

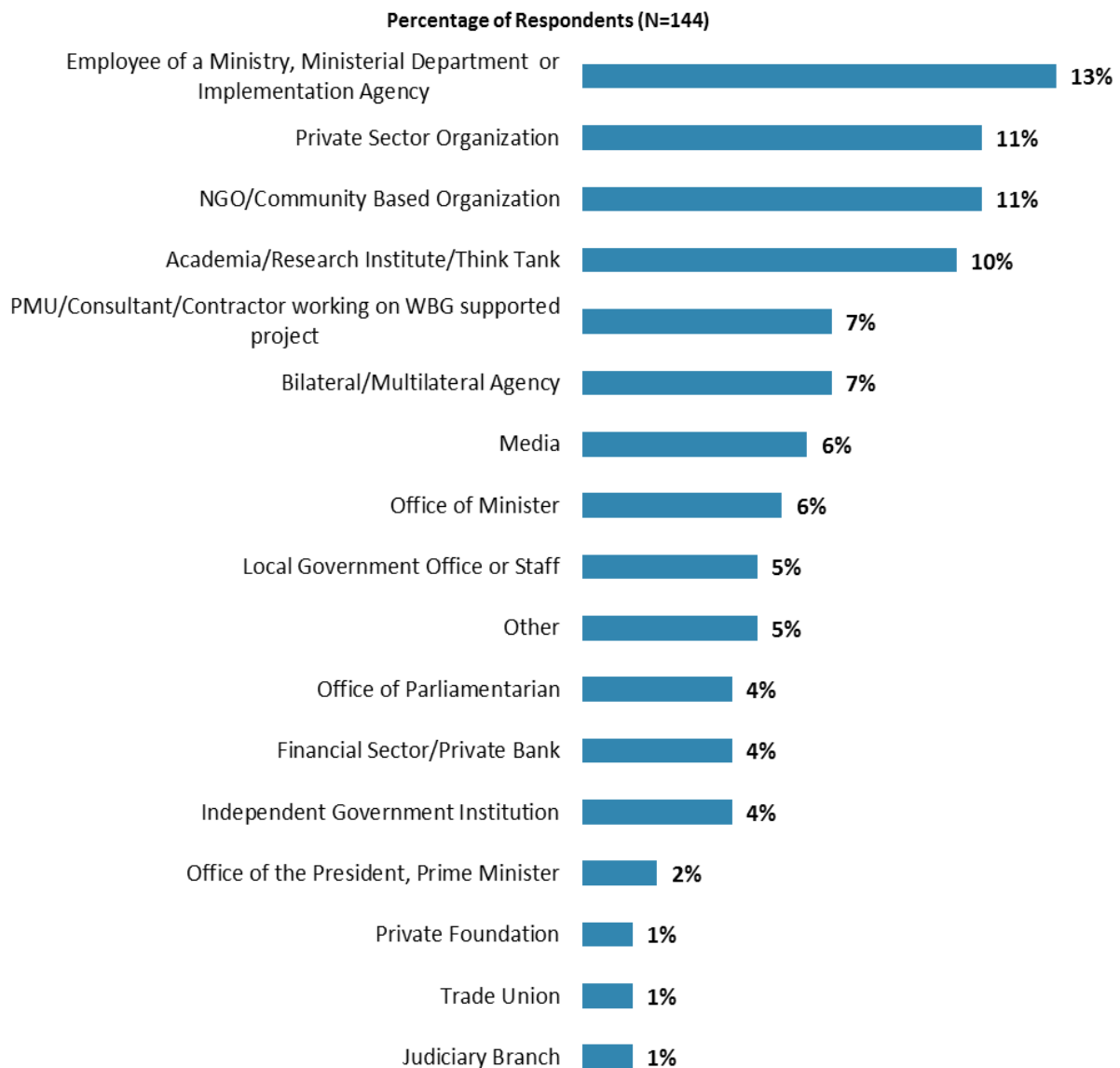
The results in this year's Country Survey were compared to those in the Country Survey conducted in FY'16 (response rate was 84%, N=134). Data were weighted to reach the same stakeholder composition in both years, which allows for year comparisons. Stakeholder groups which were not present in both fiscal years were not included in the comparison. Respondents who belonged to the "other" stakeholder category were not included either. As a result, mean ratings, percentages of respondents, and the total number of respondents in both years are slightly different from those of the original data reported in the FY'16 COS report and the non-weighted data presented in appendices A, B, C, D, and F. For the weighted stakeholder breakdown and year comparison results, please refer to Appendix E (page 109).



III. Demographics of the Sample

Current Position

- For further analyses, respondents from the Office of the President/Prime Minister and the office of a minister were combined; respondents from the financial sector/private banks were combined with those from private sector organizations; respondents from NGOs/community-based organizations, private foundations, and trade unions were combined in the “CSO” category; and the small number of respondents from the office of a parliamentarian, independent government institutions, and the judiciary branch were included in the “Other” category. There were no respondents from faith-based groups and youth groups.

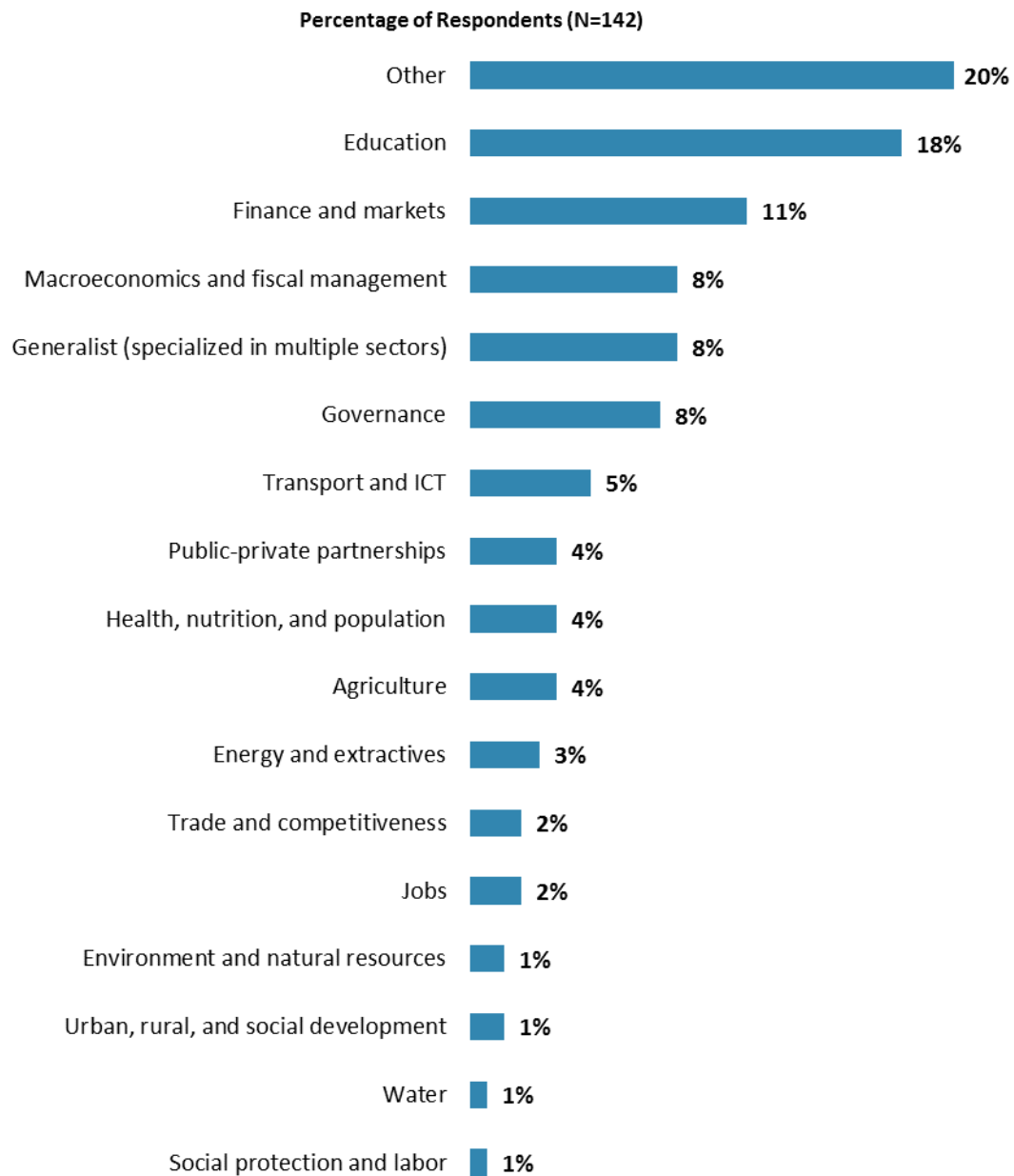


“Which of the following best describes your current position?” (Respondents chose from a list.)



III. Demographics of the Sample (continued)

Area of Primary Specialization



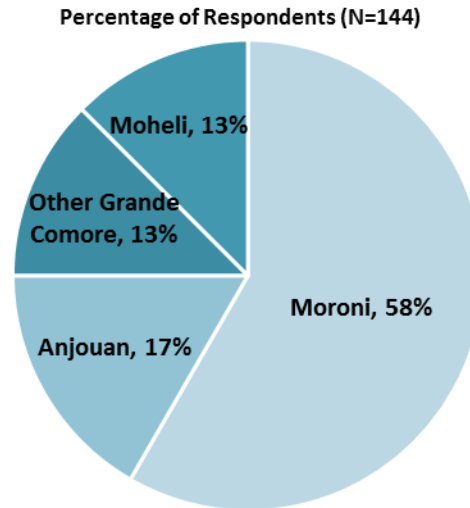
"Please identify the primary specialization of your work." (Respondents chose from a list.)



III. Demographics of the Sample (continued)

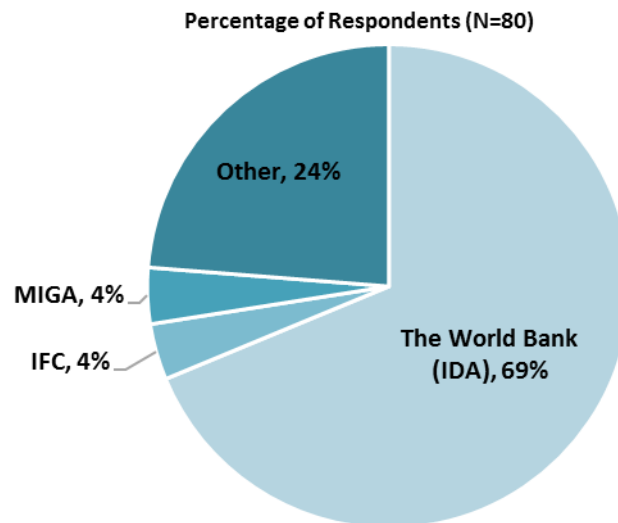
Geographic Locations

- Geographic location comparisons can be found in Appendix C (page 98).



"Which best represents your geographic location?"
(Respondents chose from a list.)

Exposure to Agencies within the World Bank Group



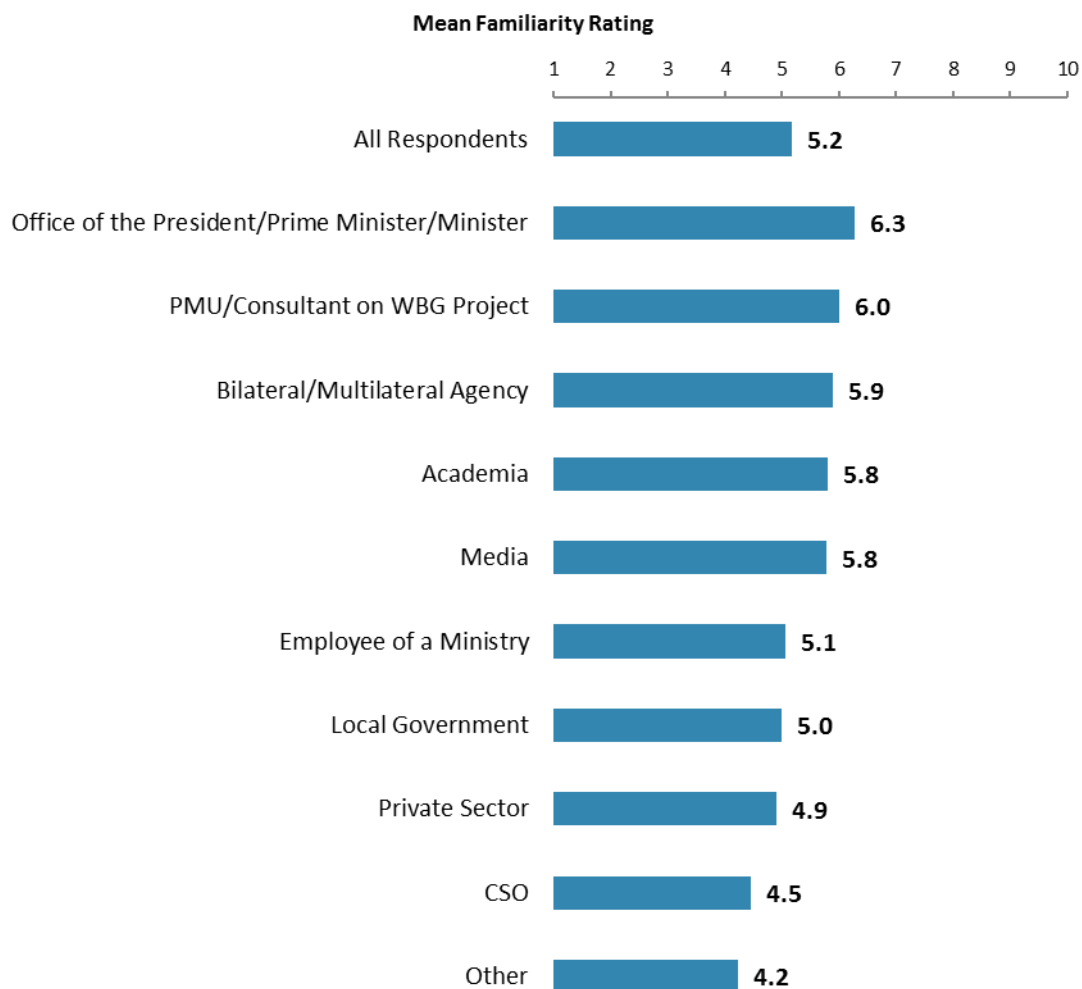
"Which of the following agencies of the World Bank Group do you primarily engage with in Comoros?" (Respondents chose from a list.)



III. Demographics of the Sample (continued)

Familiarity with the World Bank Group

- **Year comparison:** Respondents in this year's Country Survey had statistically similar levels of familiarity with the WBG as respondents in the FY'16 Country Survey (weighted mean in FY'18 = 5.2; weighted mean in FY'16 = 5.1)¹.
- Respondents' levels of familiarity with the WBG were significantly, strongly correlated with their ratings of the WBG's overall effectiveness in Comoros, and with their ratings of the extent to which the WBG plays a relevant role in development in Comoros, and significantly, moderately correlated with their ratings of the extent to which the WBG contributes to the country's development results.



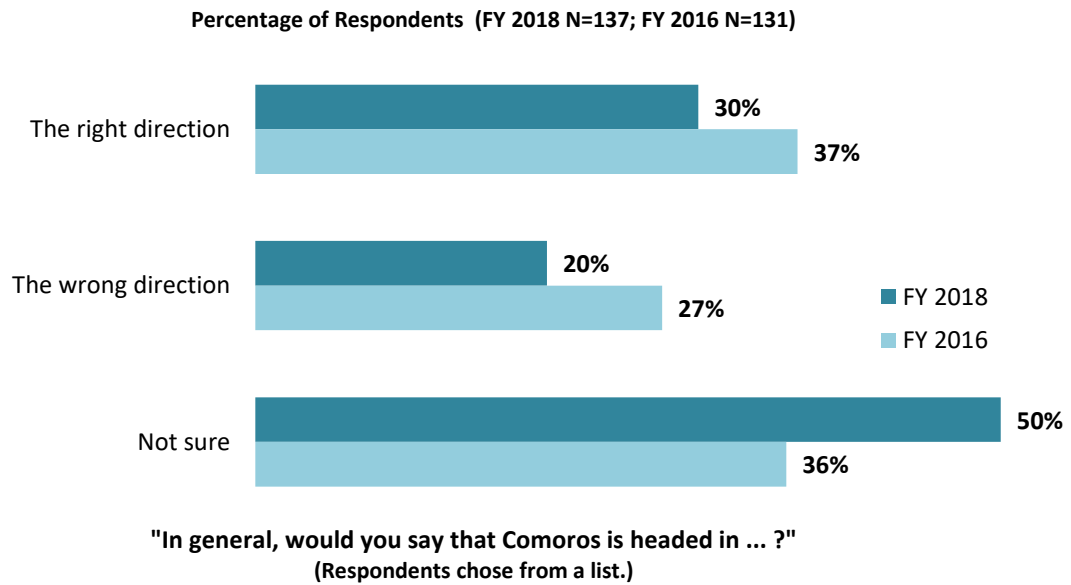
"How familiar are you with the work of the World Bank Group in Comoros?"
(1 - "Not familiar at all", 10 - "Extremely familiar")

¹ Please refer to Appendix E (page 109) for more details on weighting. The mean in the chart was calculated based on un-weighted data.



IV. General Issues Facing Comoros

Headed in the Right Direction²



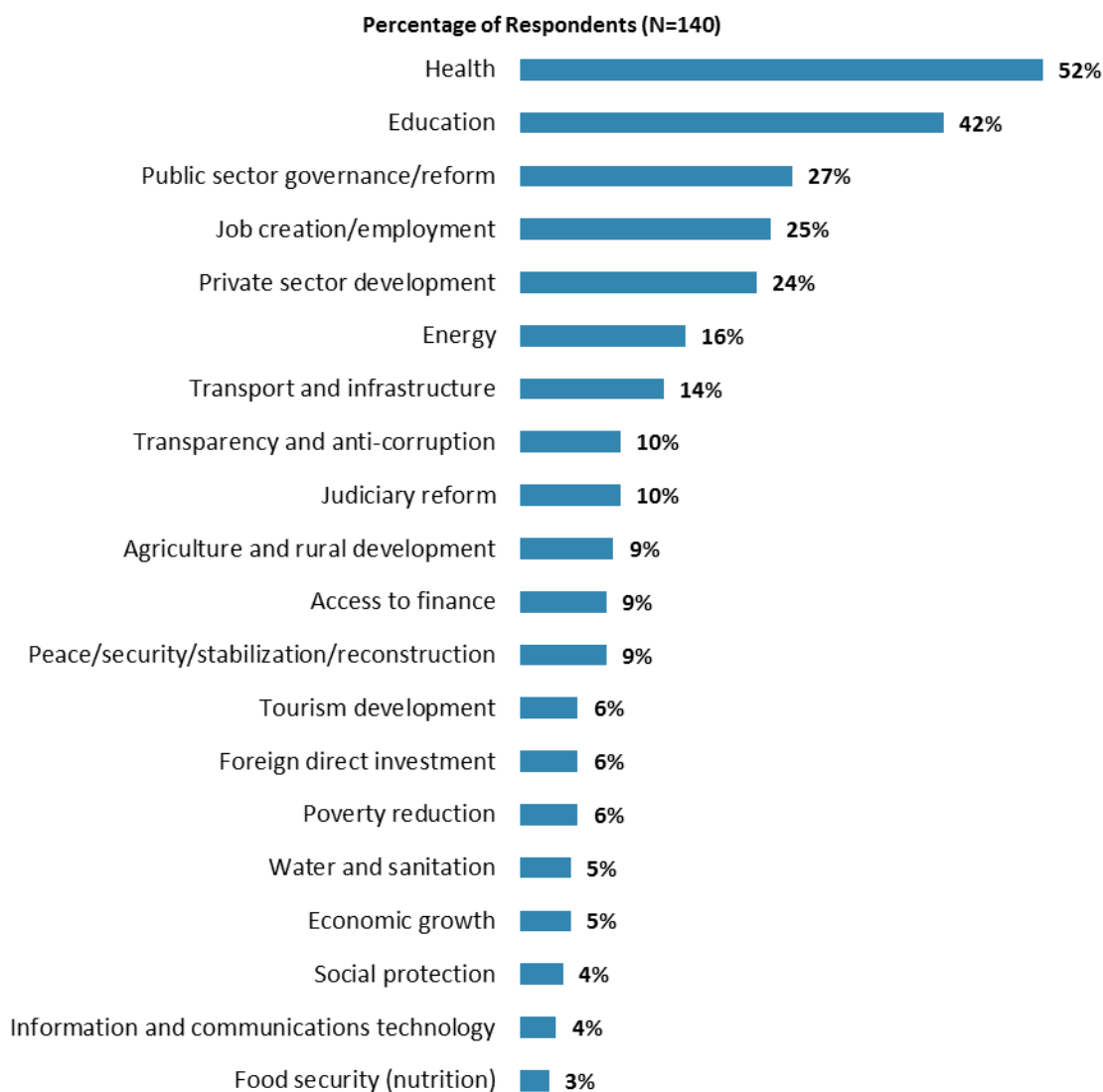
² Percentages presented in the chart were calculated based on weighted data.



IV. General Issues Facing Comoros (continued)

Development Priority

- **Year comparison:** Respondents in the previous FY'16 Country Survey indicated that the most important development priorities in Comoros were “*energy/electricity*” (65%) and “*public sector governance/reform*” (51%).
- **Specialization:** Respondents who identified their primary specialization of work as “*education*” (18% of the sample) were significantly *more* likely to indicate that “*education*” was the most important development priority in Comoros, compared to the rest of respondents in other areas of work (education specialists = 60%; others = 38%).



"Listed below are a number of development priorities in Comoros. Please identify which of the following you consider the most important development priorities in Comoros. (Choose no more than THREE)" (Respondents chose from a list. Responses combined. Top 20 out of 34 response options shown.)

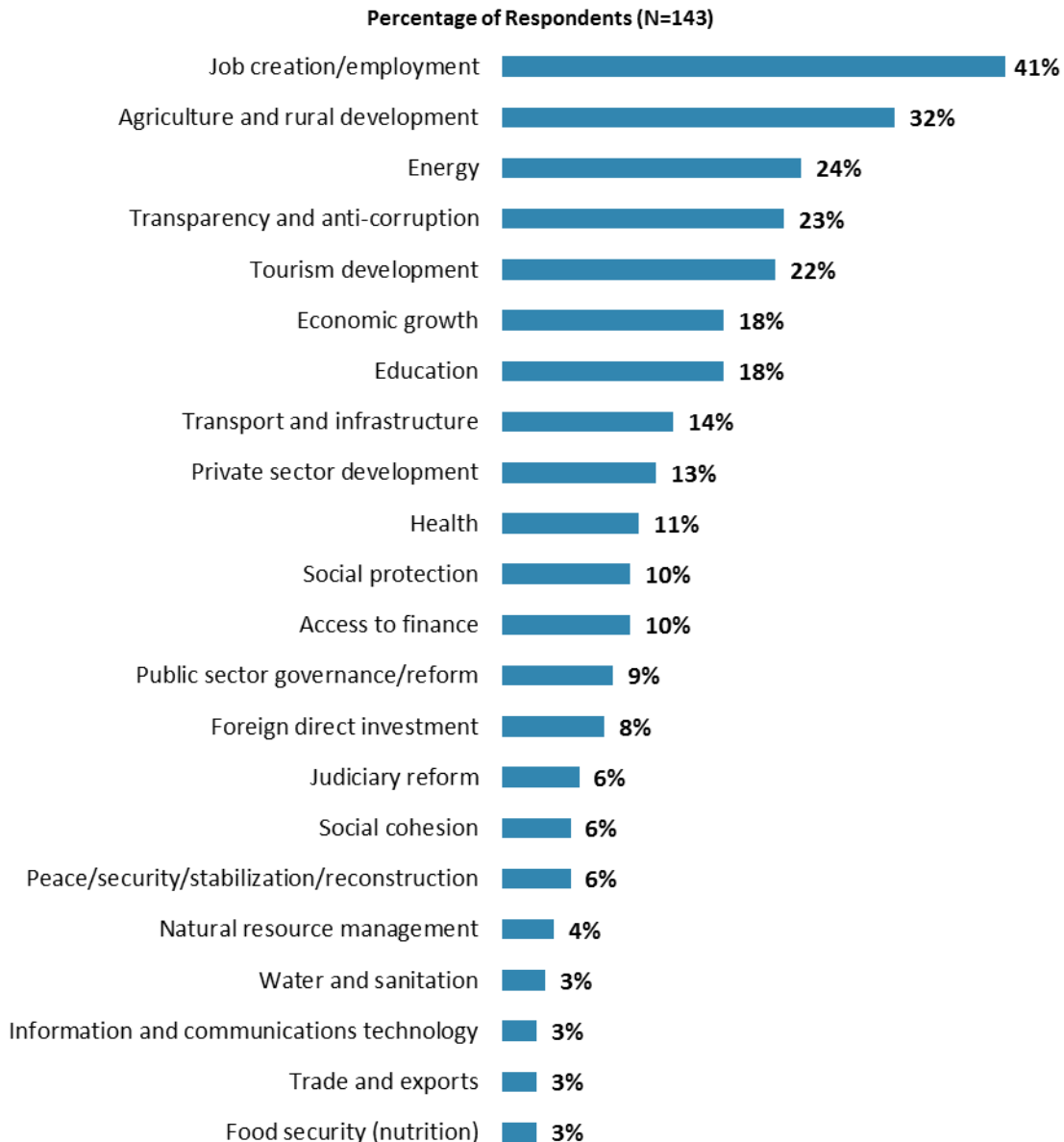
* When more than 10% of the sample are respondents from a particular sector (see the full list of specialized areas in question H2 in Appendix G), analyses are done to see these respondents' views about the development priorities in the country.



IV. General Issues Facing Comoros (continued)

What Would Contribute Most to Reducing Poverty

- **Year comparison:** Respondents in the previous FY'16 Country Survey indicated that the biggest contributors to poverty reduction in Comoros were “*job creation/employment*” (27%), “*energy/electricity*” (26%), “*economic growth*” (25%), and “*anti-corruption*” (24%).



"Poverty reduction is a broad term that encompasses work in many different areas. Which THREE areas of development listed below do you believe would contribute most to reducing poverty in Comoros? (Choose no more than THREE)"

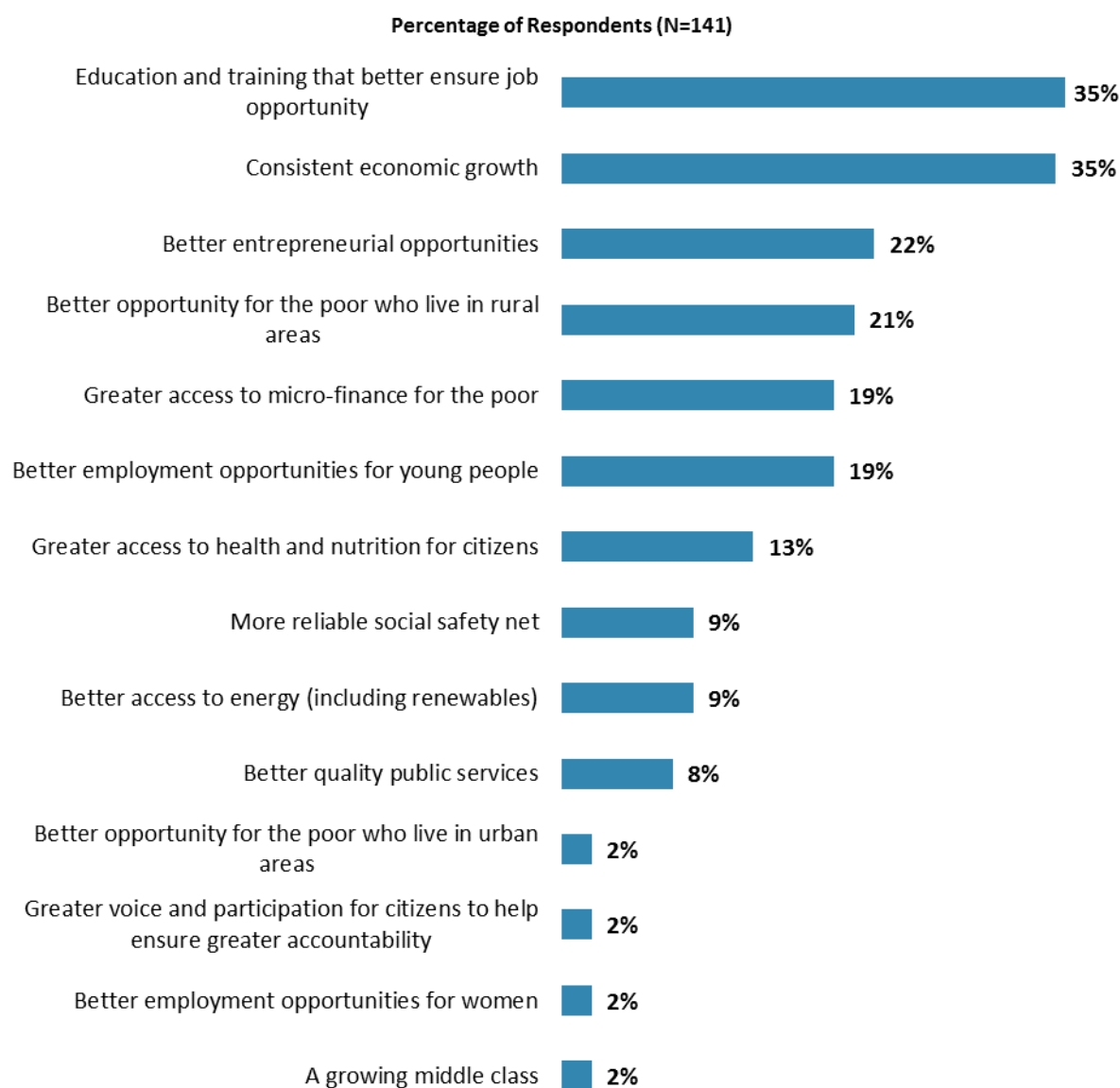
(Respondents chose from a list. Responses combined. Top 22 out of 33 response options shown.)



IV. General Issues Facing Comoros (continued)

Factors Contributing to “Shared Prosperity”

- **Year comparison:** In the FY’16 Country Survey, respondents indicated that shared prosperity in Comoros can be best achieved through “*greater access to micro-finance for the poor*” (33%), “*consistent economic growth*” (33%), and “*education and training that better ensure job opportunity*” (33%).



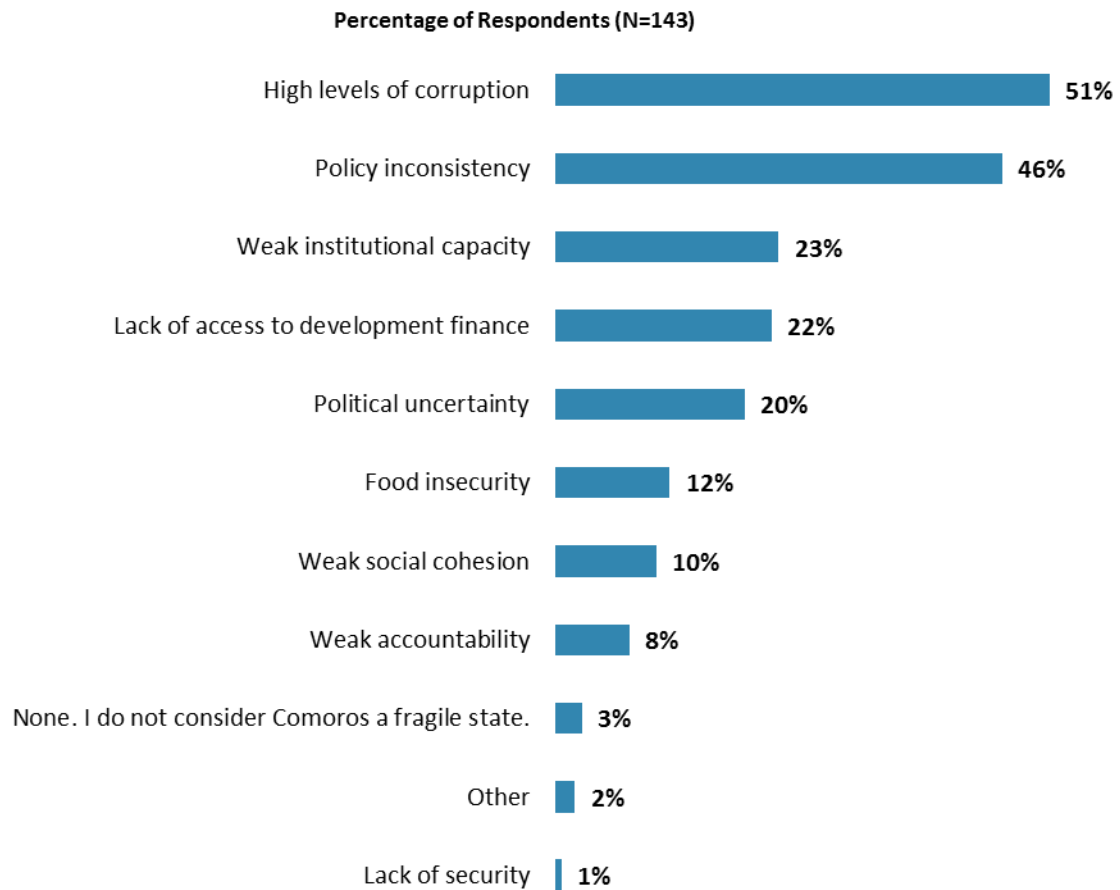
"The World Bank Group's “Shared Prosperity” goal captures two key elements, economic growth and equity. It will seek to foster income growth among the bottom 40 percent of a country's population. Improvement in the Shared Prosperity Indicator requires growth and well-being of the less well-off. When thinking about the idea of “shared prosperity” in your country, which of the following TWO best illustrate how this would be achieved in Comoros? (Choose no more than TWO)"

(Respondents chose from a list. Responses combined.)



IV. General Issues Facing Comoros (continued)

Comoros as a Fragile State



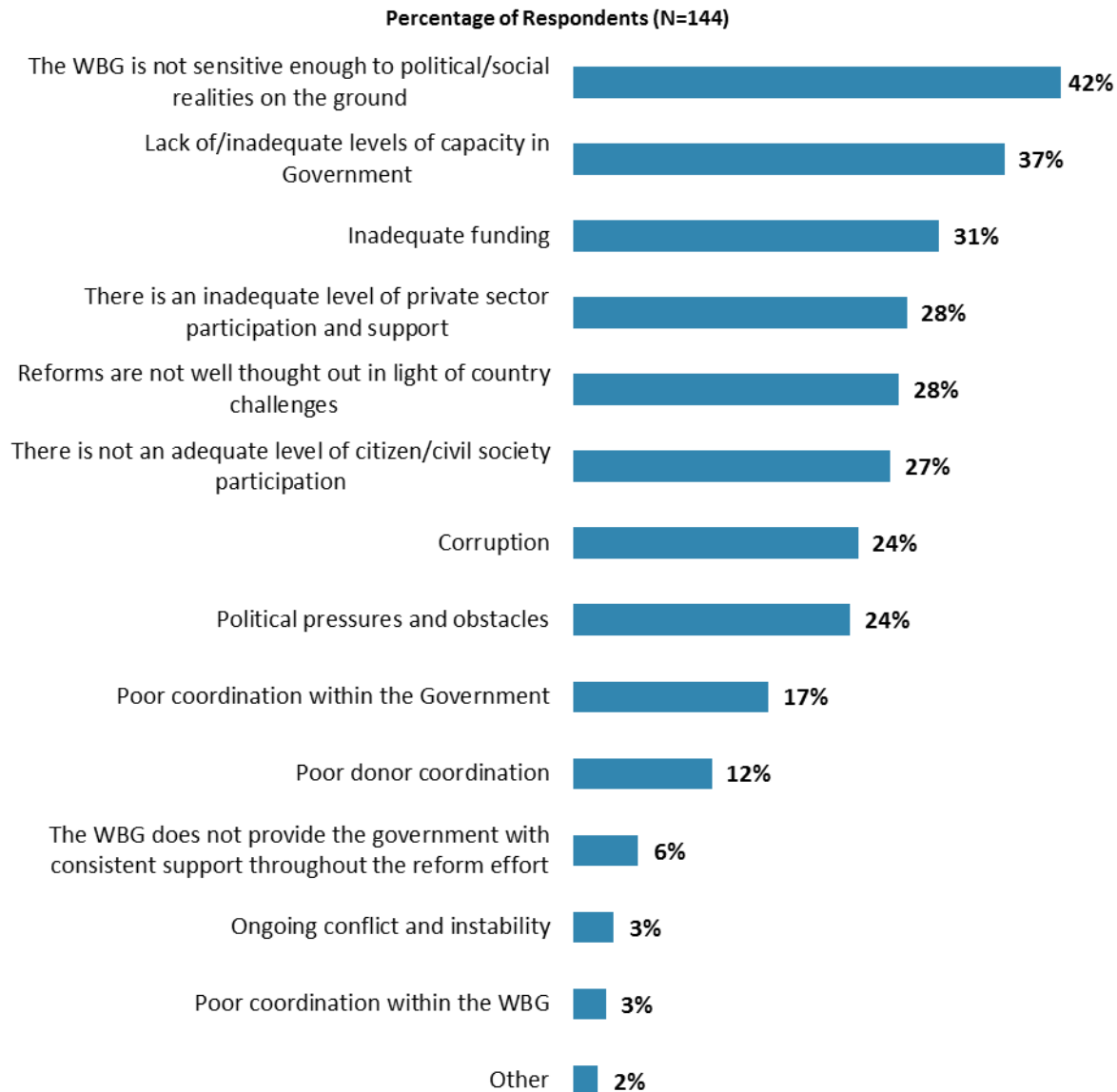
"When considering the characteristics of a fragile state, please identify which of the following best illustrate fragility in Comoros. (Choose no more than TWO)" (Respondents chose from a list. Responses combined)



V. Overall Attitudes toward the World Bank Group

Attributing Failed/Slow Reform Efforts

- **Year comparison:** Respondents in the FY'16 Country Survey most often attributed failed or slow WBG assisted reform efforts to that *"the Government works inefficiently"* (60%).



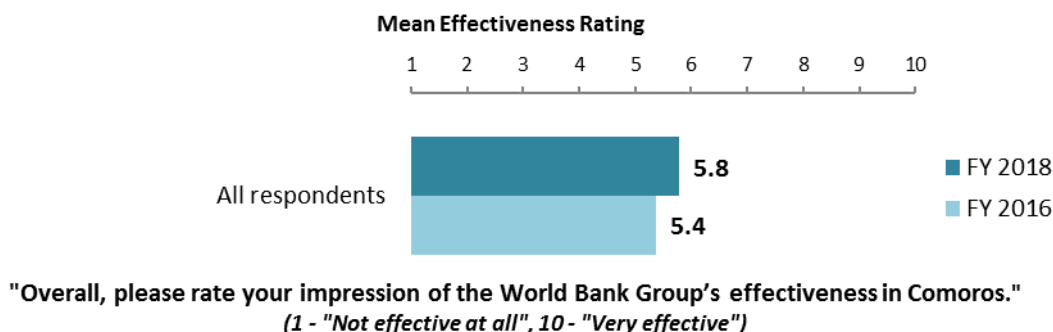
"When World Bank Group assisted reform efforts fail or are slow to take place, which of the following would you attribute this to? (Choose no more than TWO)"
(Respondents chose from a list. Responses combined.)



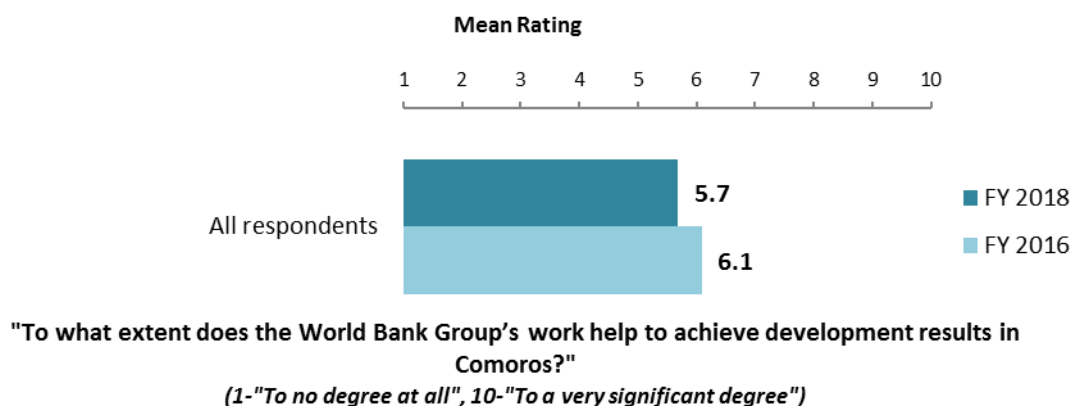
V. Overall Attitudes toward the World Bank Group (continued)

As noted in the “Methodology” section, the indicator questions referred to throughout the survey report are questions that are asked in every country that engages in the Country Opinion Survey. These will be aggregated for the World Bank Group’s annual Corporate Scorecard.

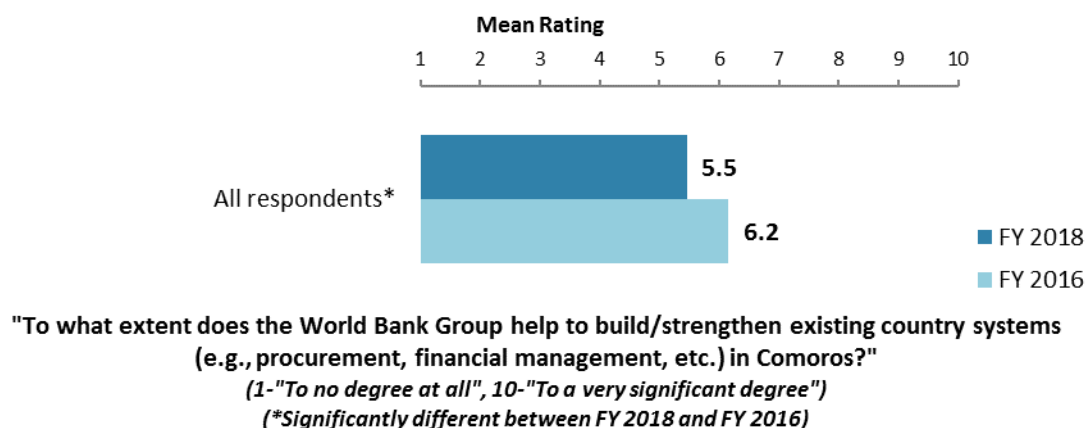
The World Bank Group’s Overall Effectiveness³ (Indicator Question)



Achieving Development Results (Indicator Question)



Building/Strengthening Existing Country Systems (Indicator Question)

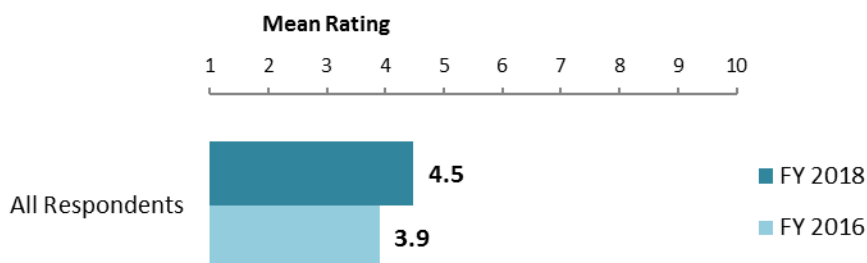


³ Means presented in the charts on this page were calculated based on weighted data.



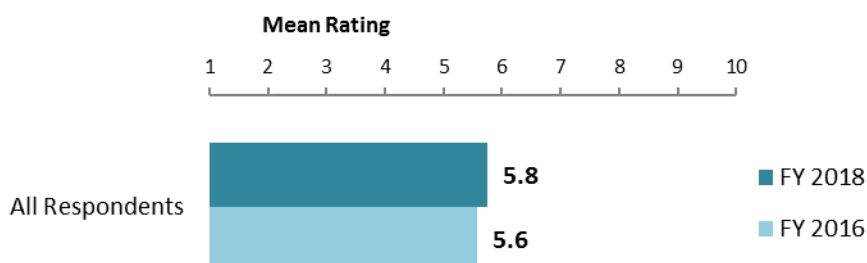
V. Overall Attitudes toward the World Bank Group (continued)

WBG Staffing in Comoros⁴



"To what extent do you believe the World Bank Group is adequately staffed in Comoros?"
(1-"To no degree at all", 10-"To a very significant degree")

WBG Staff Preparedness



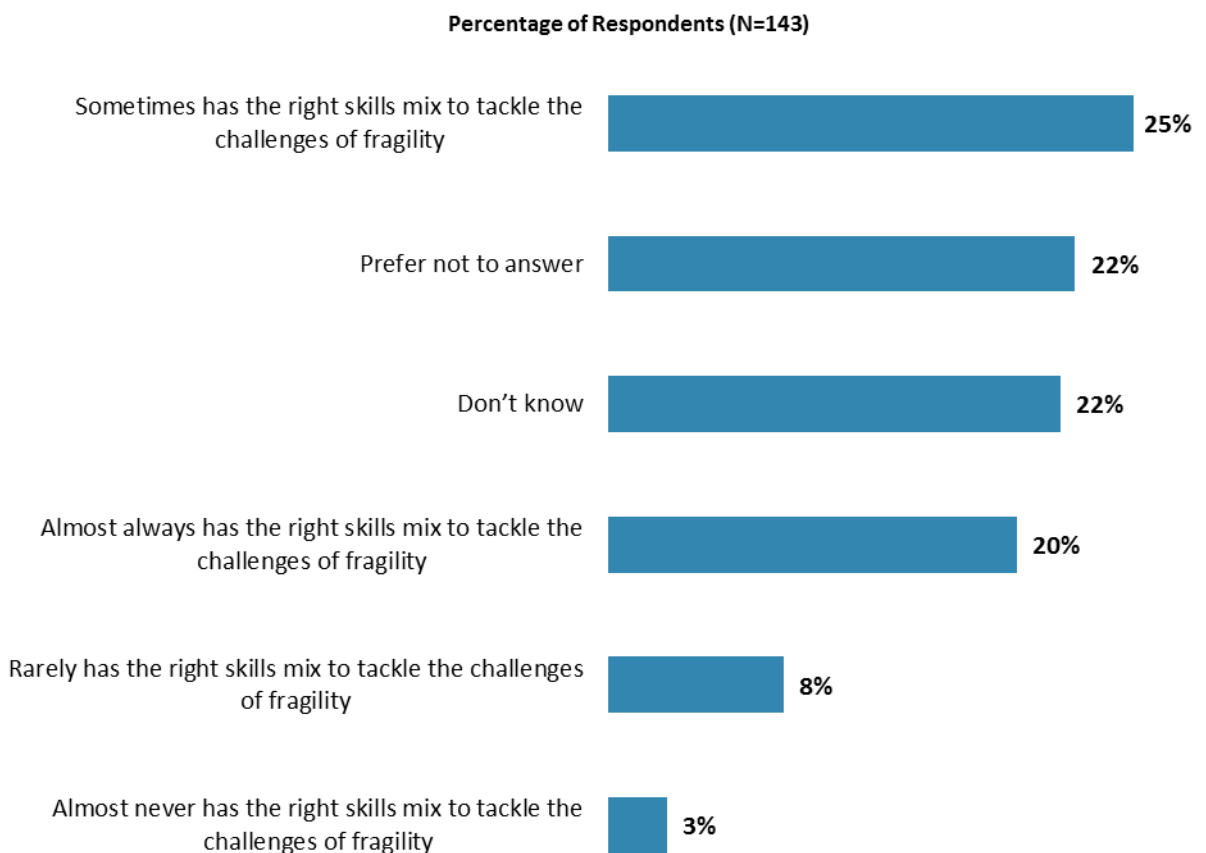
"To what extent do you believe the World Bank Group's staff is well prepared (e.g., skills and knowledge) to help Comoros solve its most complicated development challenges?"
(1-"To no degree at all", 10-"To a very significant degree")

⁴ Means presented in the charts on this page were calculated based on weighted data.



V. Overall Attitudes toward the World Bank Group (continued)

The WBG Staff's Skills Mix to Tackle Fragility



"When working with the World Bank Group on programs, projects and other activities, do you believe that the team ... ?" (Respondents chose from a list.)

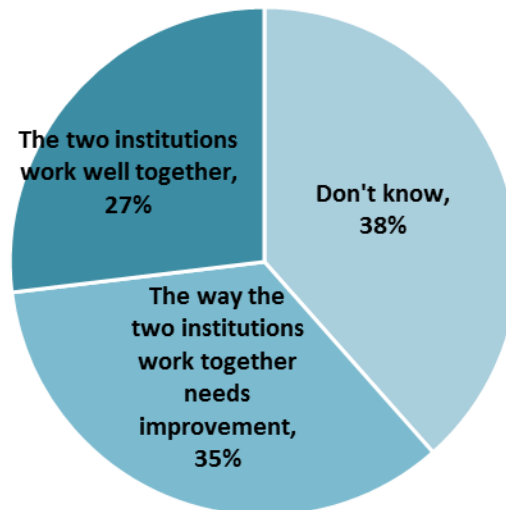


V. Overall Attitudes toward the World Bank Group (continued)

The World Bank and the IFC Working Together

- Only those stakeholders who responded “Yes” to the question “*Do your projects involve both the World Bank and the IFC?*” provided their views on the working relationship between the World Bank and the IFC.

Percentage of Respondents (N=26)



“If your projects involved both the World Bank and the IFC, what was your view of how the two institutions work together in Comoros?” (Respondents chose from a list.)

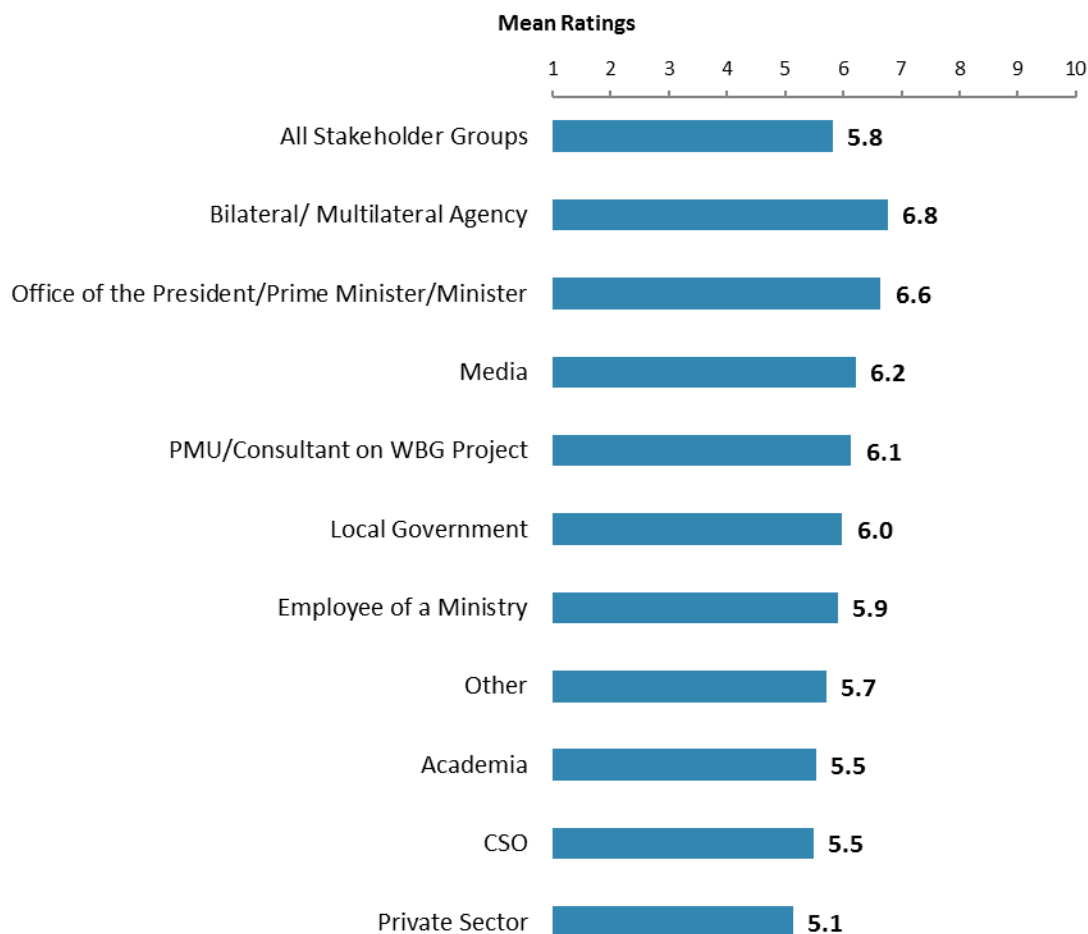
Note: No respondents selected “The two institutions do not work well together” response option.



V. Overall Attitudes toward the World Bank Group (continued)

Overall Ratings for Indicator Questions by Stakeholder Groups

- **Collaboration:** Respondents who collaborate with the WBG had significantly higher mean ratings for the aggregated responses to the twenty-eight COS indicator questions (mean rating = 6.6) compared to respondents who do not collaborate with the WBG (mean rating = 5.4). Responses for individual indicator questions by exposure to the WBG can be found in Appendix F (page 116).



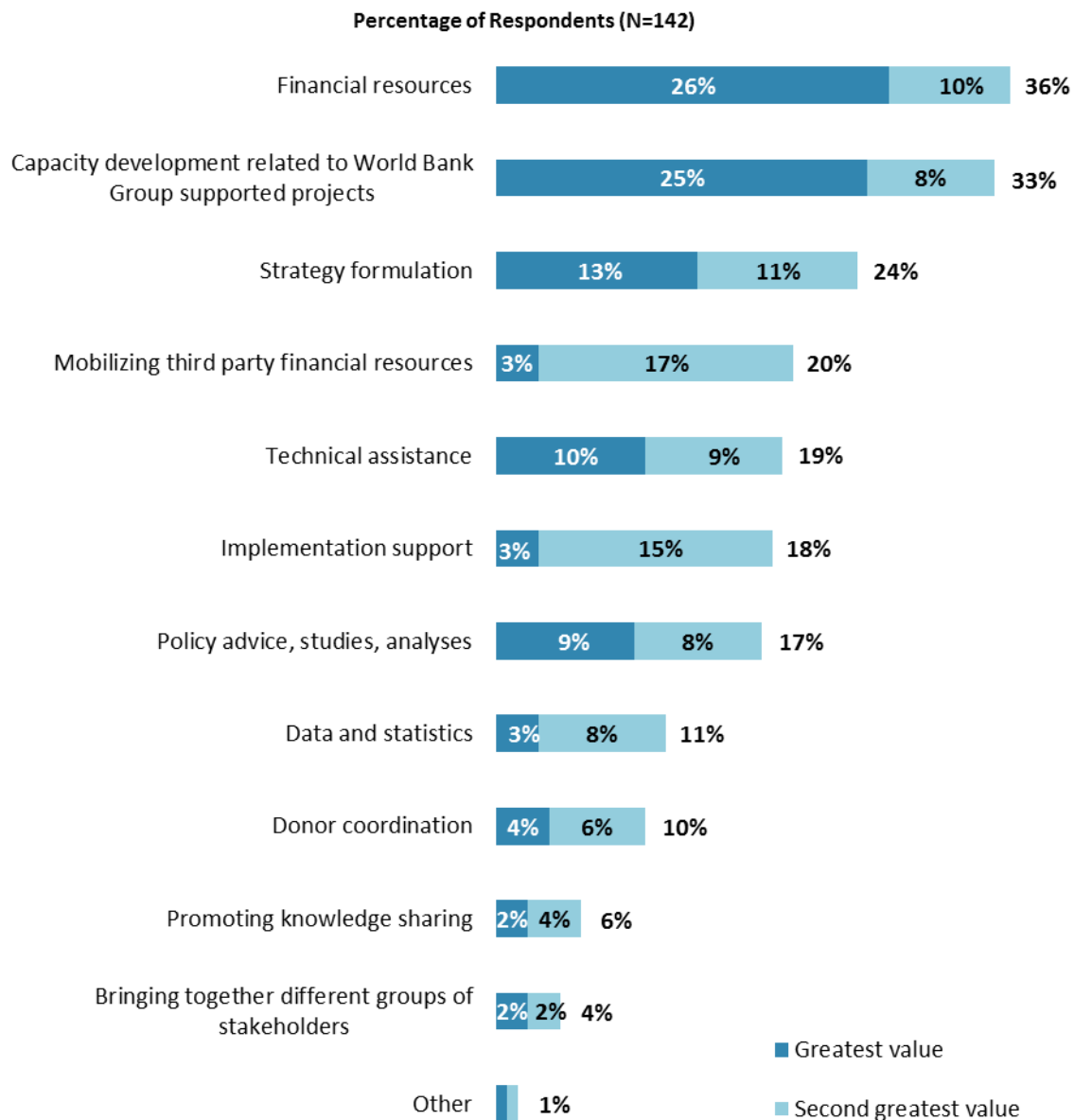
Mean Ratings for All Indicator Questions by Stakeholder Groups on a Scale from 1 to 10



V. Overall Attitudes toward the World Bank Group (continued)

Greatest Value

- **Year comparison:** Respondents in the FY'16 Country Survey indicated that the WBG's greatest values to Comoros were its "*financial resources*" (34%) and "*help to bring discipline/effective supervision to implementation of investment projects*" (34%), followed by "*capacity development*" (25%).



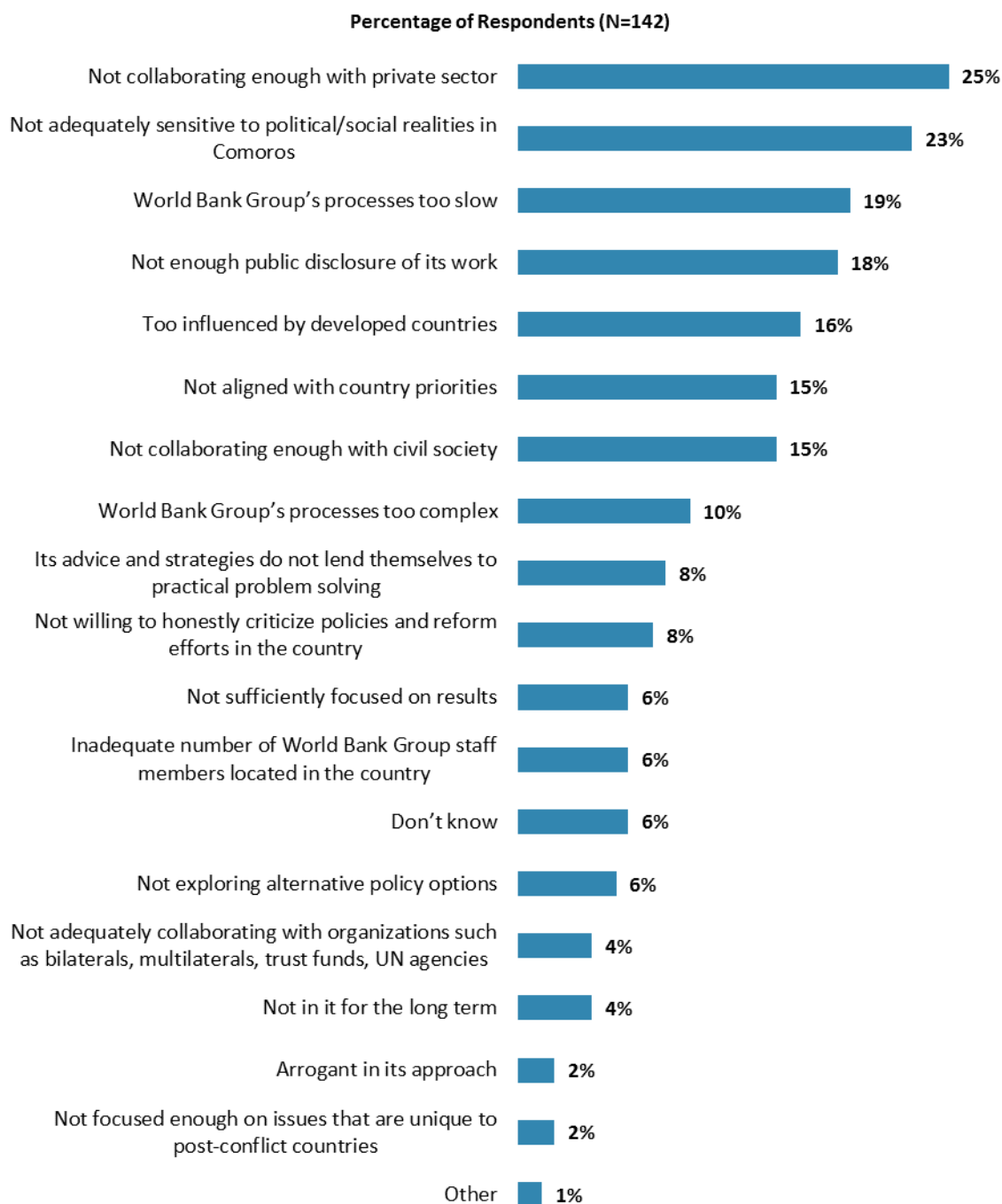
"When thinking about the World Bank Group's role, which activity do you believe is of greatest VALUE and which activity is of second greatest value in Comoros?"
(Respondents chose from a list.)



V. Overall Attitudes toward the World Bank Group (continued)

Greatest Weakness

- **Year comparison:** Respondents in the FY'16 Country Survey indicated that the WBG's greatest weakness in its work in Comoros was "*not collaborating enough with stakeholders outside the Government*" (28%).

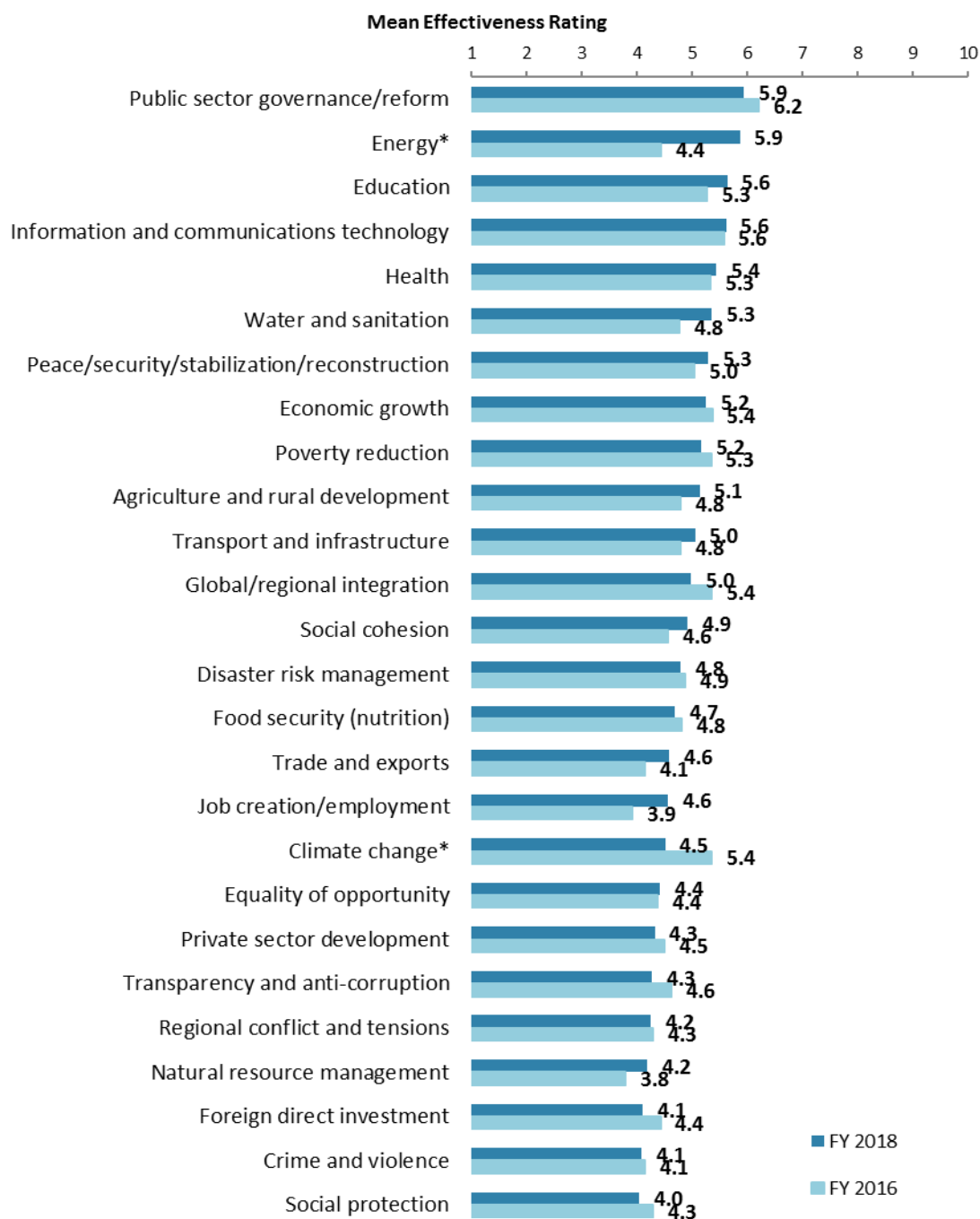


"Which of the following do you identify as the World Bank Group's greatest WEAKNESSES in its work in Comoros? (Choose no more than TWO)" (Respondents chose from a list. Responses combined.)



VI. Sectoral Effectiveness

Effectiveness of WBG's Support in Sectoral Areas: Year Comparison⁵



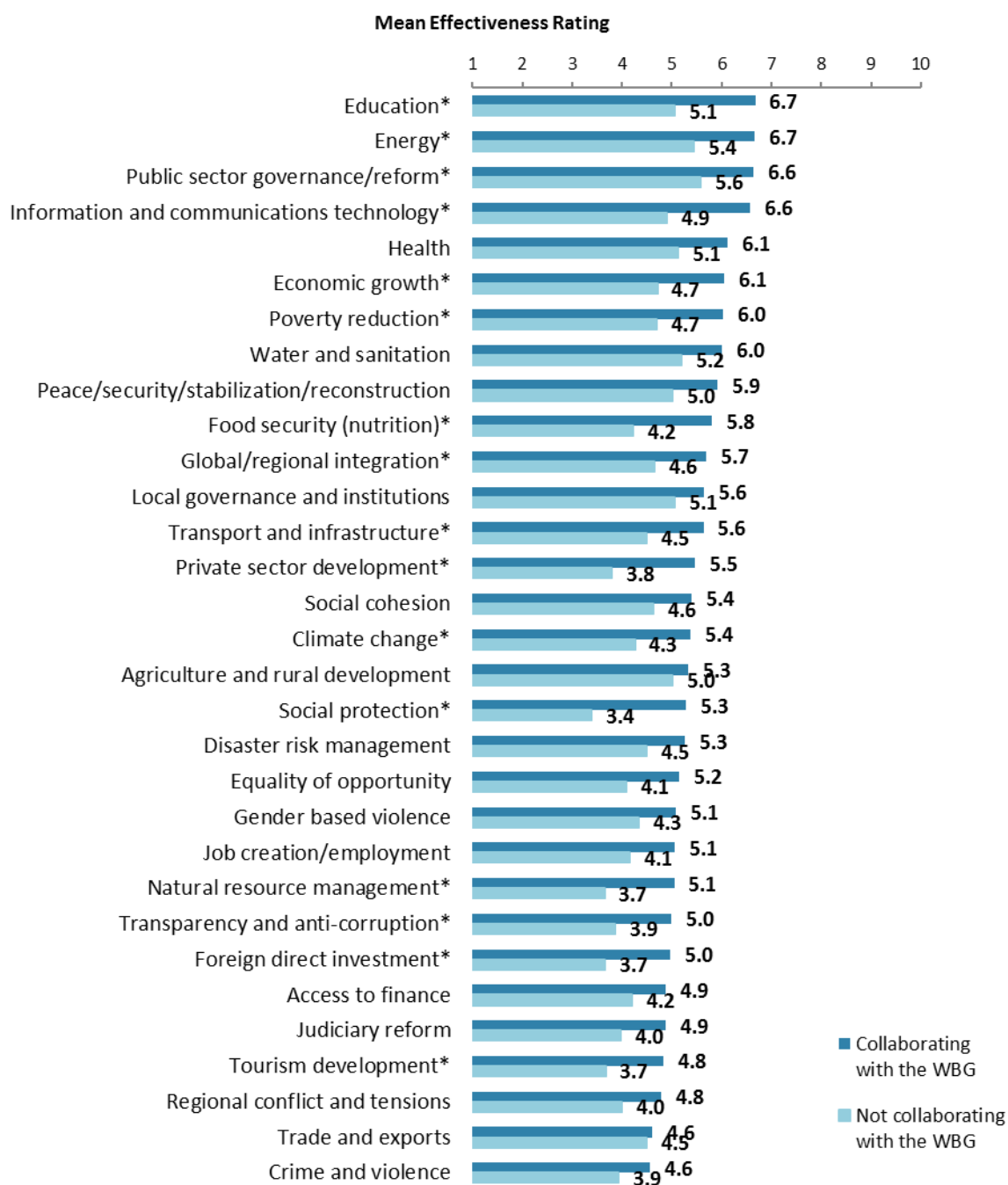
"How EFFECTIVE do you believe the World Bank Group is in terms of the work it does in the following areas of development in Comoros?" (1-"Not effective at all", 10-"Very effective")
(*Significantly different between FY 2018 and FY 2016)

⁵ Means presented in this chart were calculated based on weighted data. See Appendix E for details.



VI. Sectoral Effectiveness (continued)

Effectiveness of WBG's Support in Sectoral Areas: Collaboration⁶



"How EFFECTIVE do you believe the World Bank Group is in terms of the work it does in the following areas of development in Comoros?" (1-"Not effective at all", 10-"Very effective")
*(*Significantly different between collaborators and non-collaborators with the WBG)*

⁶ Note in the Appendix on the sectoral effectiveness (Appendix A, page 51) that primarily informed stakeholders responded to this question. Respondents were given the option of "don't know" if they did not have exposure to the WBG's work in certain development areas.



VI. Sectoral Effectiveness (continued)

Drivers of Effectiveness

To determine the key drivers of respondents' ratings of the World Bank Group's overall effectiveness and ratings of its ability to help achieve development results in Comoros, bivariate correlational analyses were conducted using respondents' ratings of the thirty-one specific areas of effectiveness.

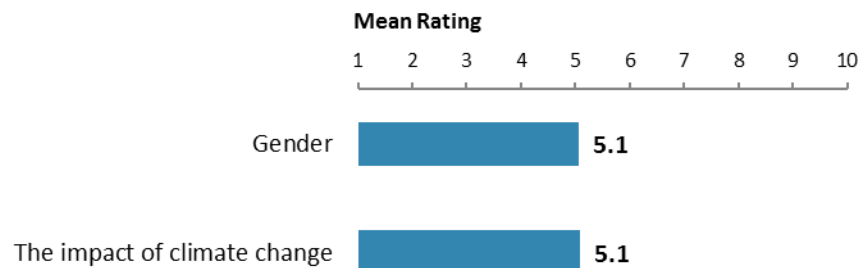
Correlational analyses, however, are not able to tell us exactly what is causing respondents' ratings of the World Bank Group's overall effectiveness or ratings of its ability to help achieve development results. Rather, these analyses tell us that as ratings of effectiveness in one area increase, respondents' ratings of the WBG's overall effectiveness increase, or as ratings of effectiveness in one area increase, ratings of the WBG's ability to help achieve development results increase. Thus, it can be inferred that respondents' perceptions of effectiveness in one specific area are related to, or drive, respondents' perceptions of the WBG's overall effectiveness or perceptions of the WBG's ability to help achieve development results.

- Overall Effectiveness: Those specific areas with the highest Pearson Product-Moment correlations were determined to be the most closely related to perceptions of the WBG's overall effectiveness, suggesting that ratings of effectiveness in those specific areas are drivers of perceptions of the WBG's overall effectiveness in Comoros. The areas determined to be key drivers from these analyses were:
 - The WBG's effectiveness at global/regional integration;
 - The WBG's effectiveness at economic growth;
 - The WBG's effectiveness at public sector governance/reform; and
 - The WBG's effectiveness at private sector development.
- Achieving Development Results: Those specific areas with the highest Pearson Product-Moment correlations were determined to be the most closely related to perceptions of the WBG's ability to help achieve development results in Comoros, suggesting that ratings of effectiveness in those specific areas are drivers of perceptions of the WBG's ability to help achieve development results. The area determined to be key driver from these analyses was:
 - The WBG's effectiveness at economic growth;
 - The WBG's effectiveness at education;
 - The WBG's effectiveness at private sector development; and
 - The WBG's effectiveness at public sector governance/reform.



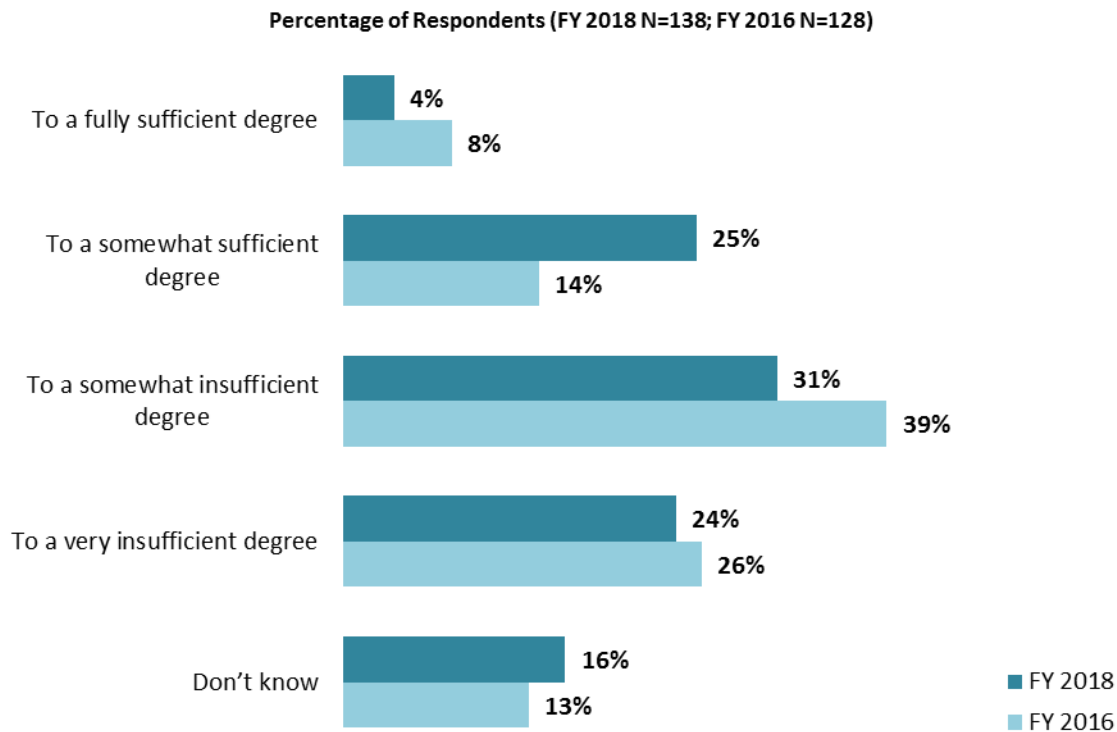
VI. Sectoral Effectiveness (continued)

WBG's Influence on Gender and Climate Change Policy



"In Comoros, to what extent do the World Bank Group's financial resources, advice, and knowledge influence policy related to ... ?"
(1 - "To no degree at all", 10 - "To a very significant degree")

Helping the Poorest⁷



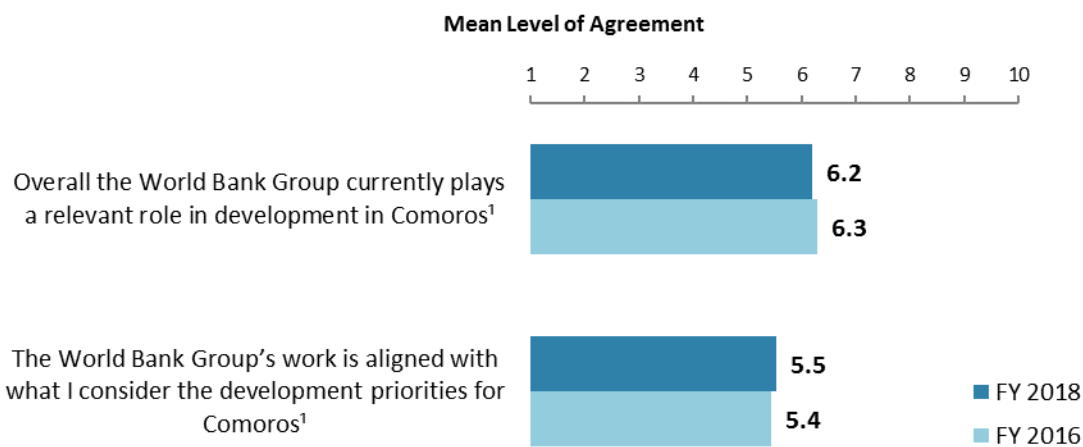
"To what extent do you believe that the World Bank Group's work and support help the poorest in Comoros?" (Respondents chose from a list.)

⁷ Percentages presented in the chart were calculated based on weighted data.



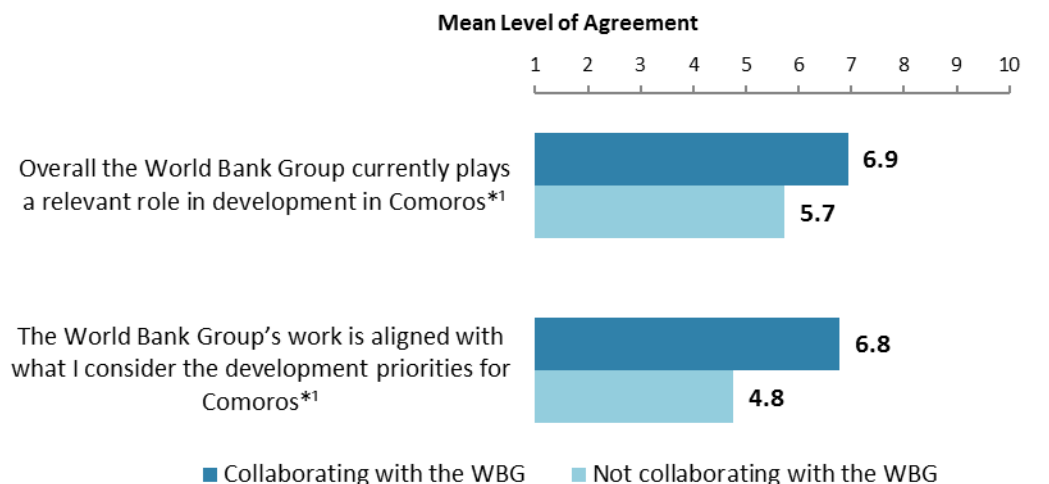
VII. How the World Bank Group Operates

The World Bank Group's Work in Comoros: Year Comparison⁸



"To what extent do you agree with the following statements about the World Bank Group's work in Comoros?" (1-"Strongly disagree", 10-"Strongly agree")
'Indicator Question'

The World Bank Group's Work in Comoros: Collaboration



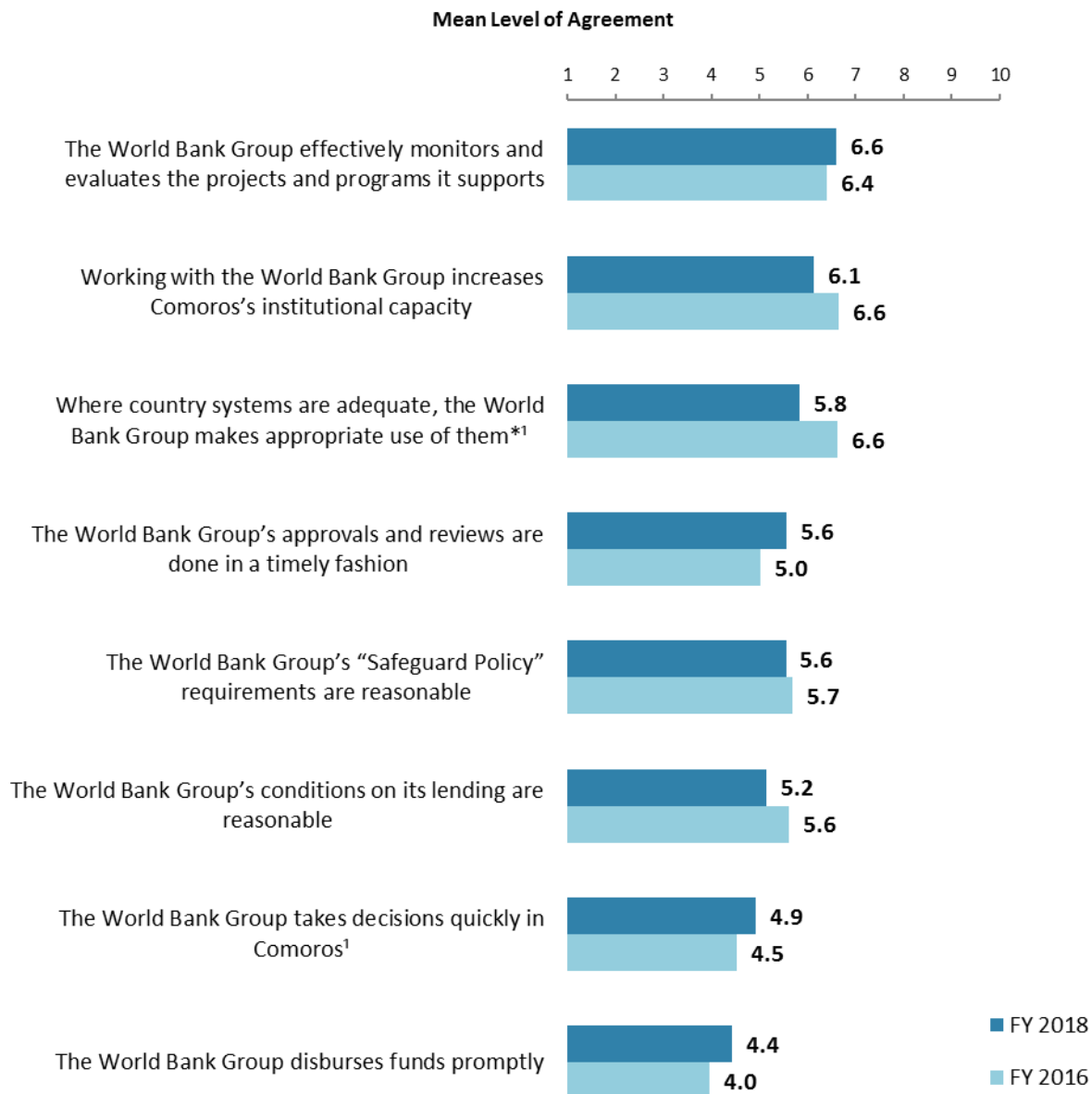
"To what extent do you agree with the following statements about the World Bank Group's work in Comoros?" (1-"Strongly disagree", 10-"Strongly agree")
*(*Significantly different between collaborators and non-collaborators with the WBG)*
'Indicator Question'

⁸ Means in the chart were calculated based on weighted data.



VII. How the World Bank Group Operates (continued)

Overall Perceptions: Year Comparison⁹



"To what extent do you agree/disagree with the following statements?"

(1-"Strongly disagree", 10-"Strongly agree")

(*Significantly different between FY 2018 and FY 2016)

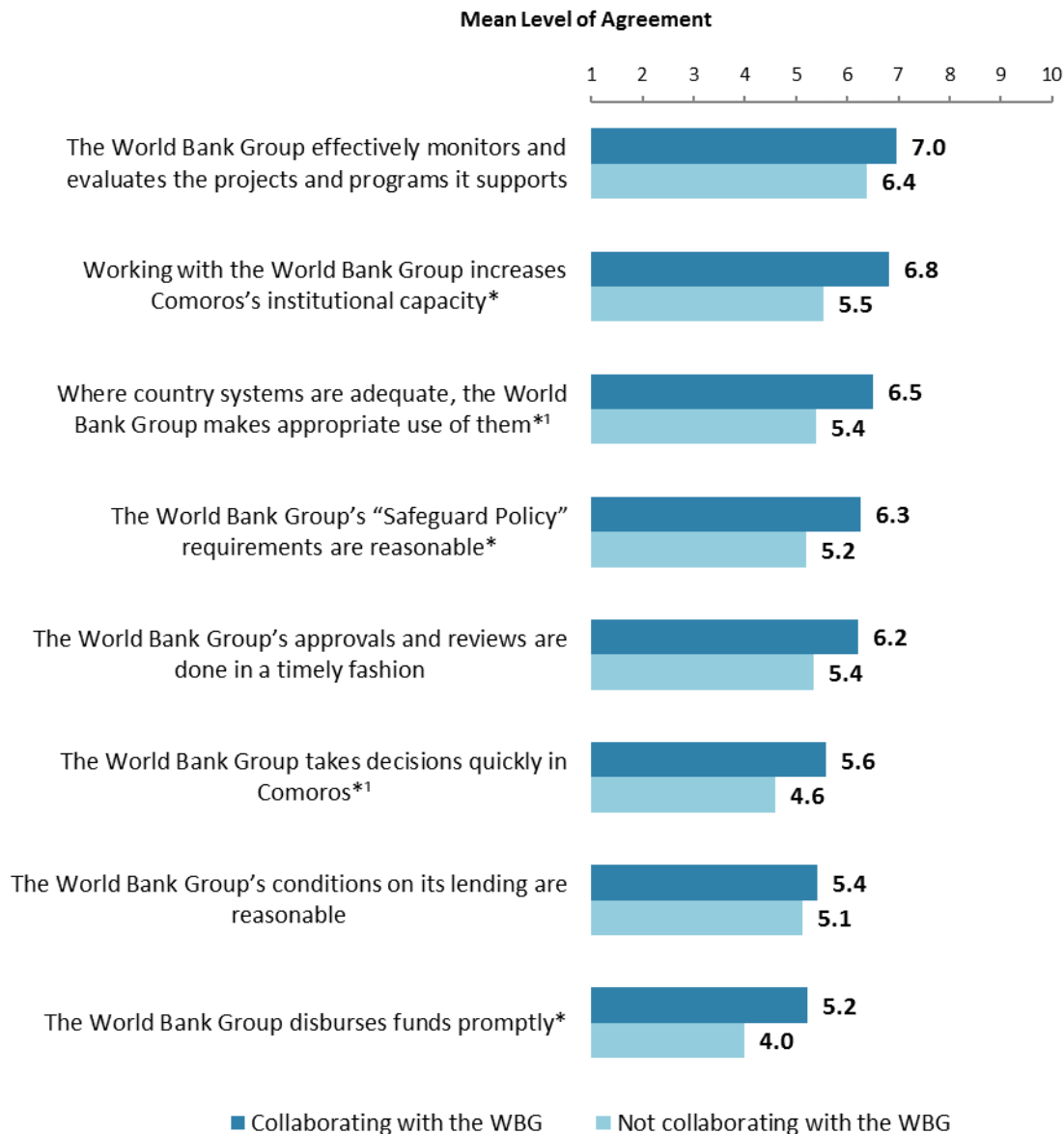
¹Indicator Question

⁹ Means in the chart were calculated based on weighted data.



VII. How the World Bank Group Operates (continued)

Overall Perceptions: Collaboration

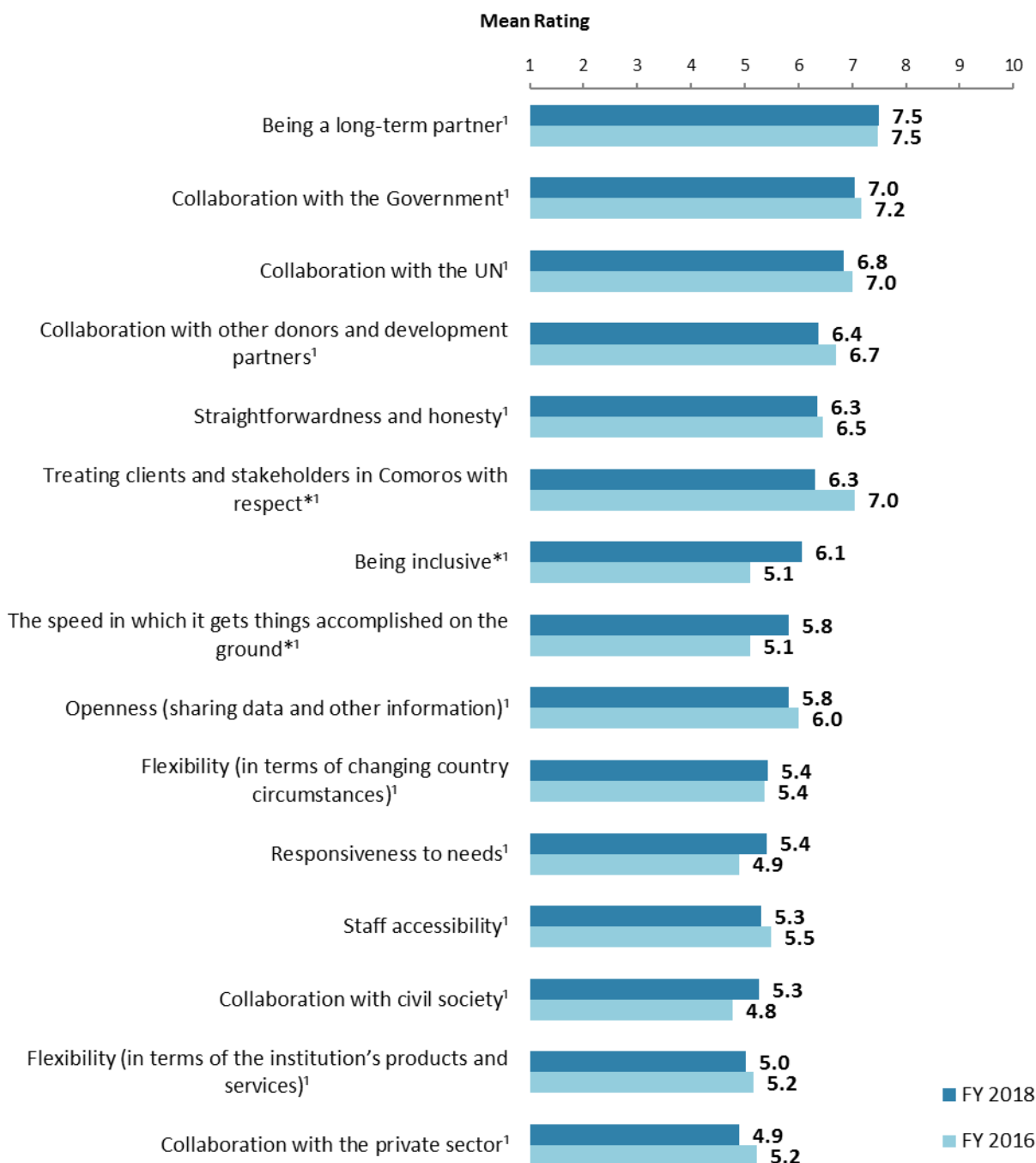


"To what extent do you agree/disagree with the following statements?"
(1-"Strongly disagree", 10-"Strongly agree")
(*Significantly different between collaborators and non-collaborators with the WBG)
'Indicator Question



VII. How the World Bank Group Operates (continued)

The WBG as an Effective Development Partner: Year Comparison¹⁰



"To what extent is the World Bank Group an effective development partner in Comoros, in terms of each of the following?" (1-"To no degree at all", 10-"To a very significant degree")

(*Significantly different between FY 2018 and FY 2016)

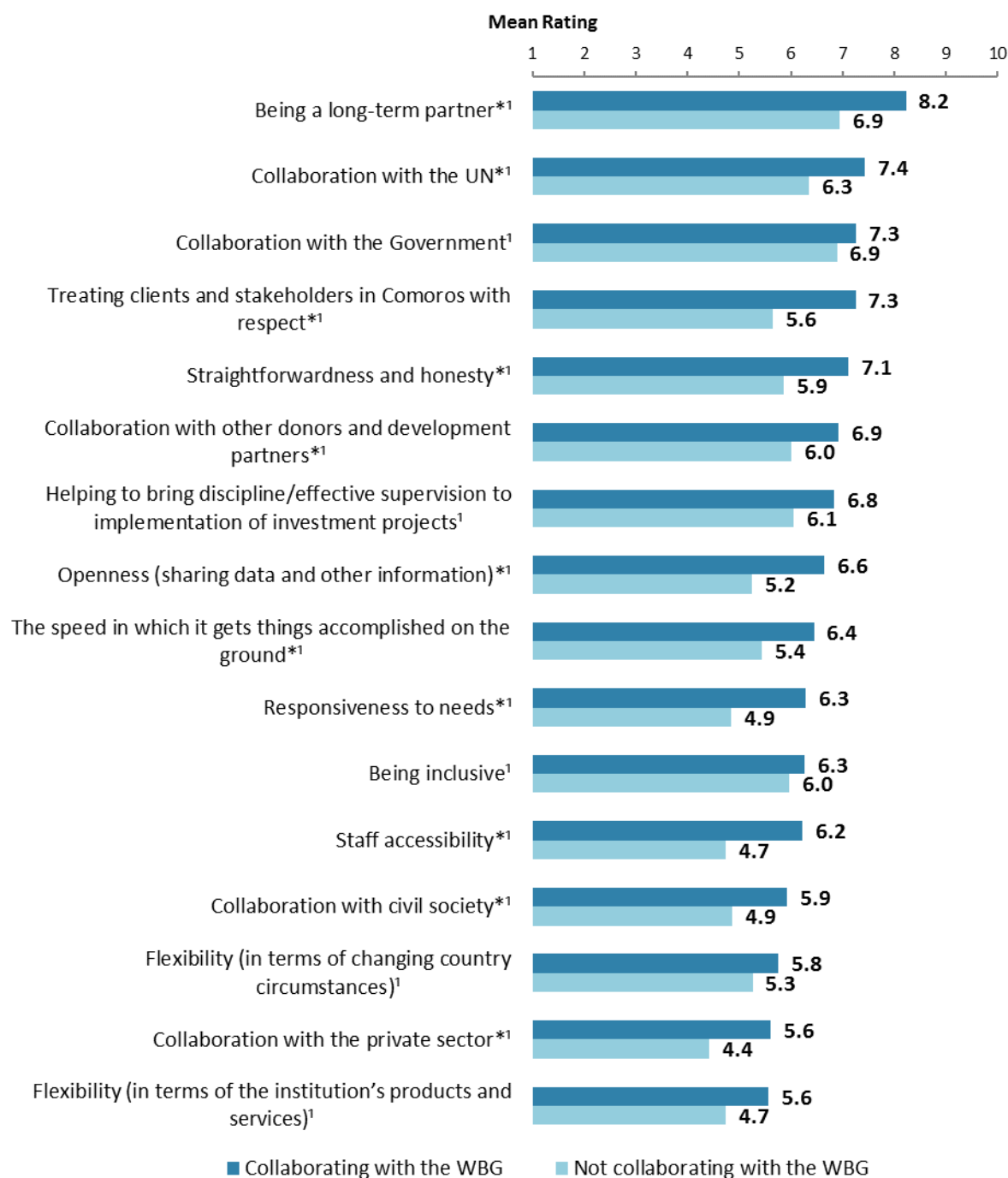
¹Indicator Question

¹⁰ Means in the chart were calculated based on weighted data.



VII. How the World Bank Group Operates (continued)

The WBG as an Effective Development Partner: Collaboration



"To what extent is the World Bank Group an effective development partner in Comoros, in terms of each of the following?" (1-"To no degree at all", 10-"To a very significant degree")

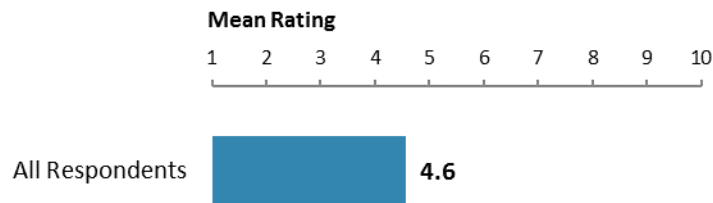
(*Significantly different between collaborators and non-collaborators with the WBG)

¹Indicator Question



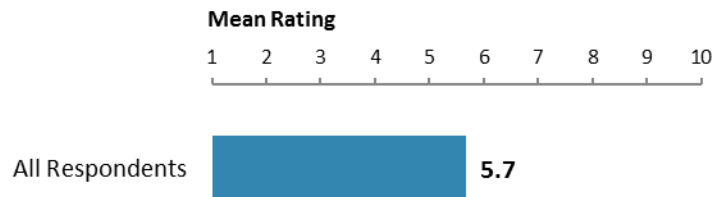
VII. How the World Bank Group Operates (continued)

Mobilizing Finance for Development from Private Sector Sources



"How effectively does the World Bank Group help Comoros to mobilize finance for development from private sector sources?"
(1 - "Not effectively at all", 10 - "Very effectively")

Work in FCV Contexts



"How effectively does the World Bank Group's SCD and CPF activities support Comoros's efforts to manage crisis related risks?"
(1 - "Not effectively at all", 10 - "Very effectively")

Percentage of Respondents (N=142)

Don't know 40%



The World Bank Group is providing more valuable support than in the past, to enhance the Comoros's ability to systematically identify and monitor risks by drawing on the best data, technology, and knowledge

27%



The World Bank Group is providing less valuable support than in the past, to enhance the Comoros's ability to systematically identify and monitor risks by drawing on the best data, technology, and knowledge

17%



The World Bank Group's approach and work related to systematically identifying and monitoring risks in Comoros has remained constant

15%



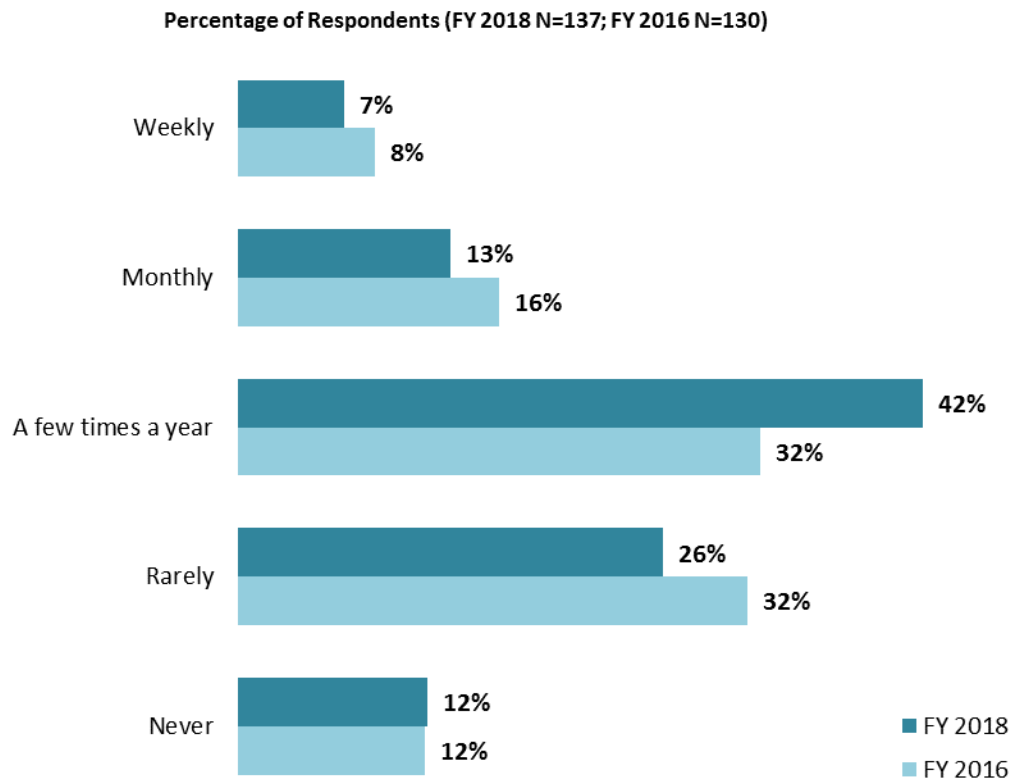
"When considering the World Bank Group's emphasis on risk preparedness and prevention, which of the following statements best describes recent WBG's activities?"
(Respondents chose from a list.)



VIII. World Bank Group's Knowledge and Instruments

Frequency of Consulting WBG Knowledge Work and Activities¹¹

- **Stakeholder groups:** This year, respondents from the office of the President/Prime Minister/minister, media and PMUs/consultants on WBG projects indicated the most frequent usage of the WBG's knowledge work and activities ("*weekly/monthly*") compared to respondents from other stakeholder groups.



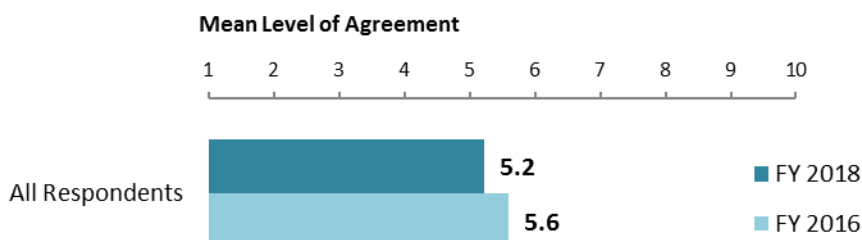
"How frequently do you consult World Bank Group's knowledge work and activities in the work you do?" (Respondents chose from a list.)

¹¹ Percentages presented in the chart were calculated based on weighted data.



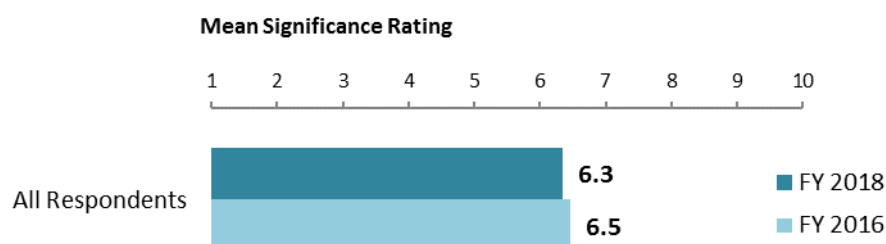
VIII. World Bank Group's Knowledge and Instruments (continued)

Meeting Comoros's Knowledge Needs¹² (Indicator Question)



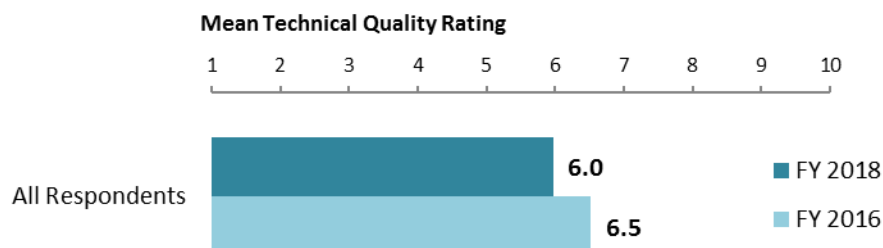
"The World Bank Group meets Comoros's needs for knowledge services (e.g., research, analysis, data, technical assistance)" (1-"Strongly disagree", 10-"Strongly agree")

Contribution of the WBG's Knowledge Work and Activities (Indicator Question)



"Overall, how significant a contribution do you believe the World Bank Group's knowledge work and activities make to development results in your country?" (1-"Not significant at all", 10-"Very significant")

Technical Quality of the WBG's Knowledge Work and Activities (Indicator Question)



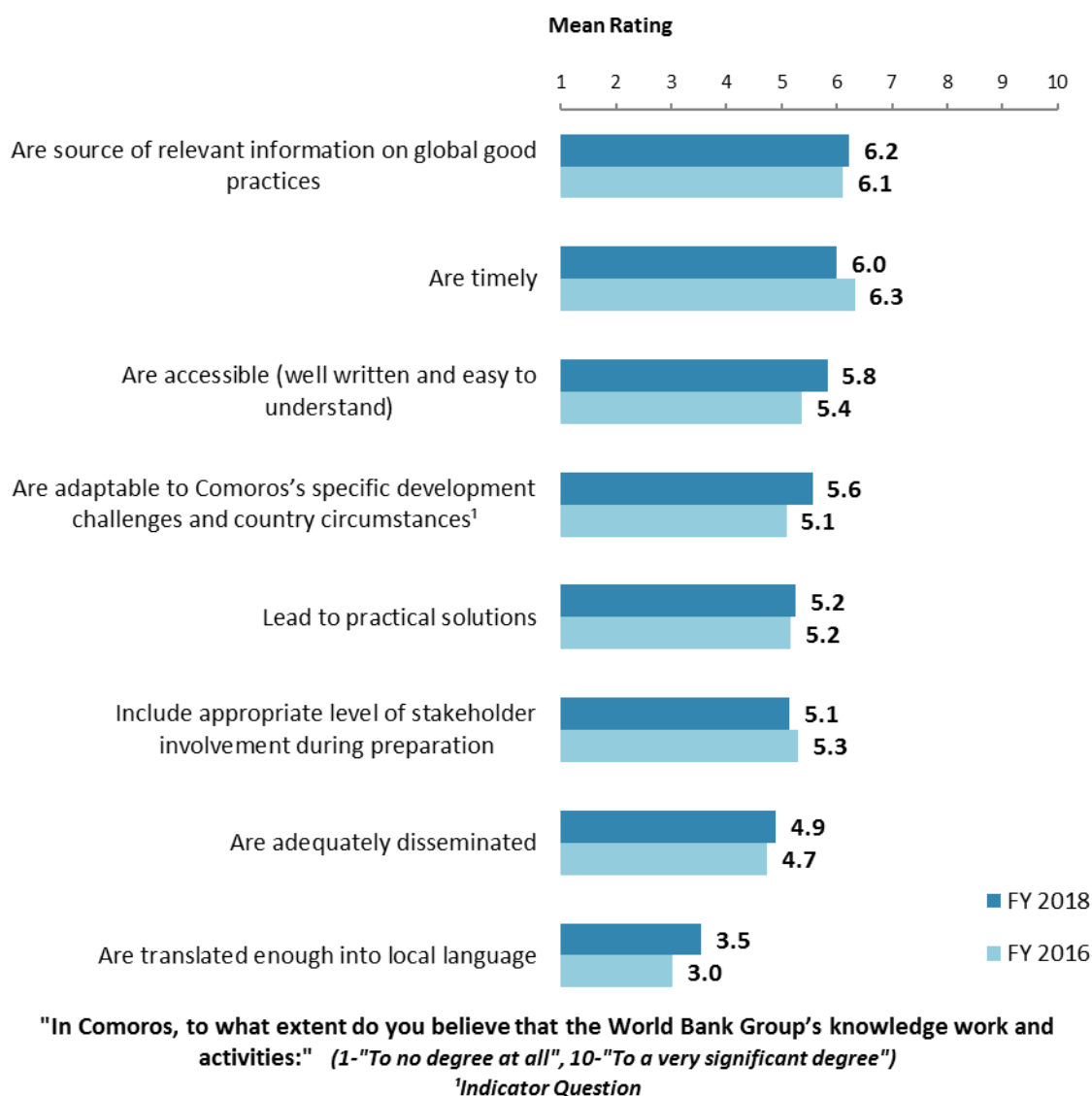
"Overall, how would you rate the technical quality of the World Bank Group's knowledge work and activities?" (1-"Very low technical quality", 10-"Very high technical quality")

¹² Means in the charts on this page were calculated based on weighted data.



VIII. World Bank Group's Knowledge and Instruments (continued)

Qualities of the WBG's Knowledge Work and Activities¹³

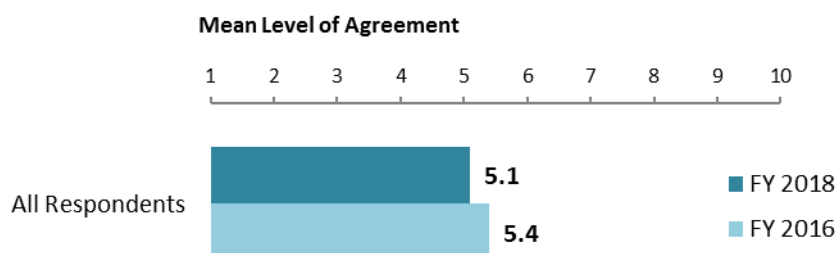


¹³ Means in the chart were calculated based on weighted data.



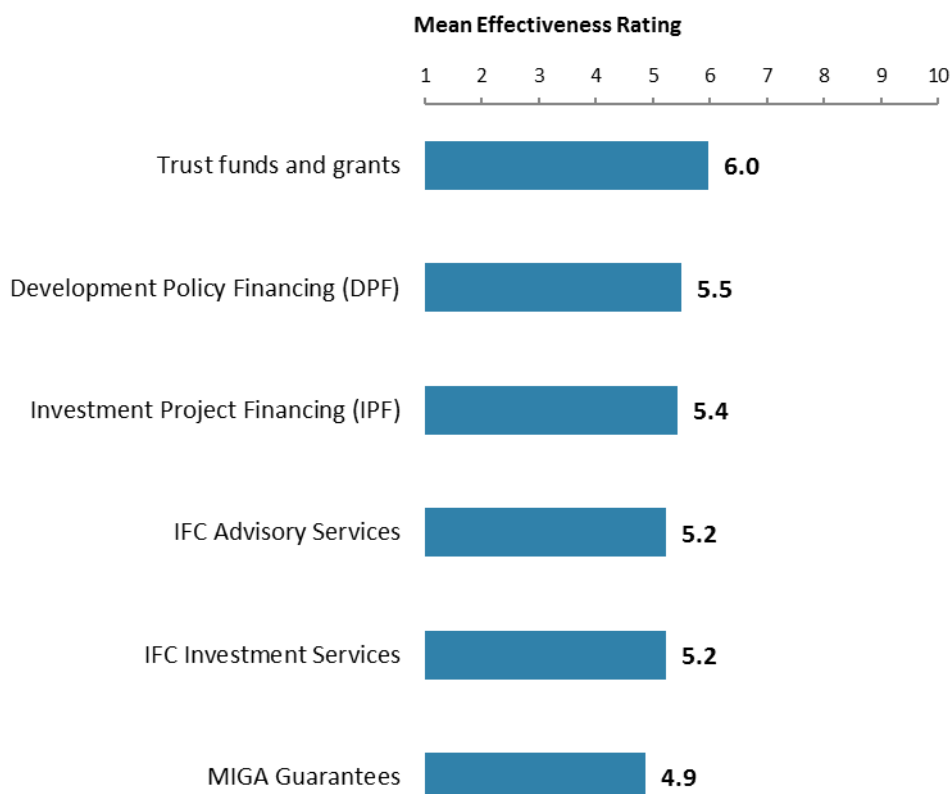
VIII. World Bank Group's Knowledge and Instruments (continued)

Meeting Comoros's Needs for Financial Instruments¹⁴ (*Indicator Question*)



"The World Bank Group's financial instruments (i.e., investment lending, Development Policy Loan, Trust Funds, etc.) meet the needs of Comoros."
(1-"Strongly disagree", 10-"Strongly agree")

Effectiveness of WBG's Instruments



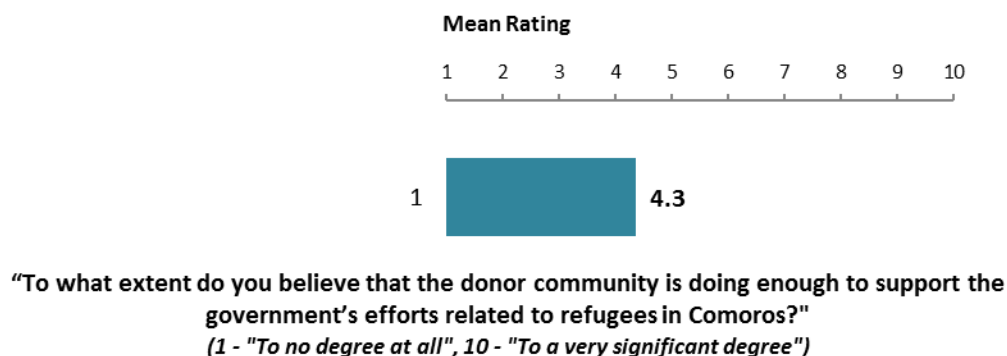
"How EFFECTIVE do you believe the following World Bank Group's instruments are in supporting the Comoros Government's efforts to reduce poverty?"
(1-"Not effective at all", 10-"Very effective")

¹⁴ Means in the chart were calculated based on weighted data.

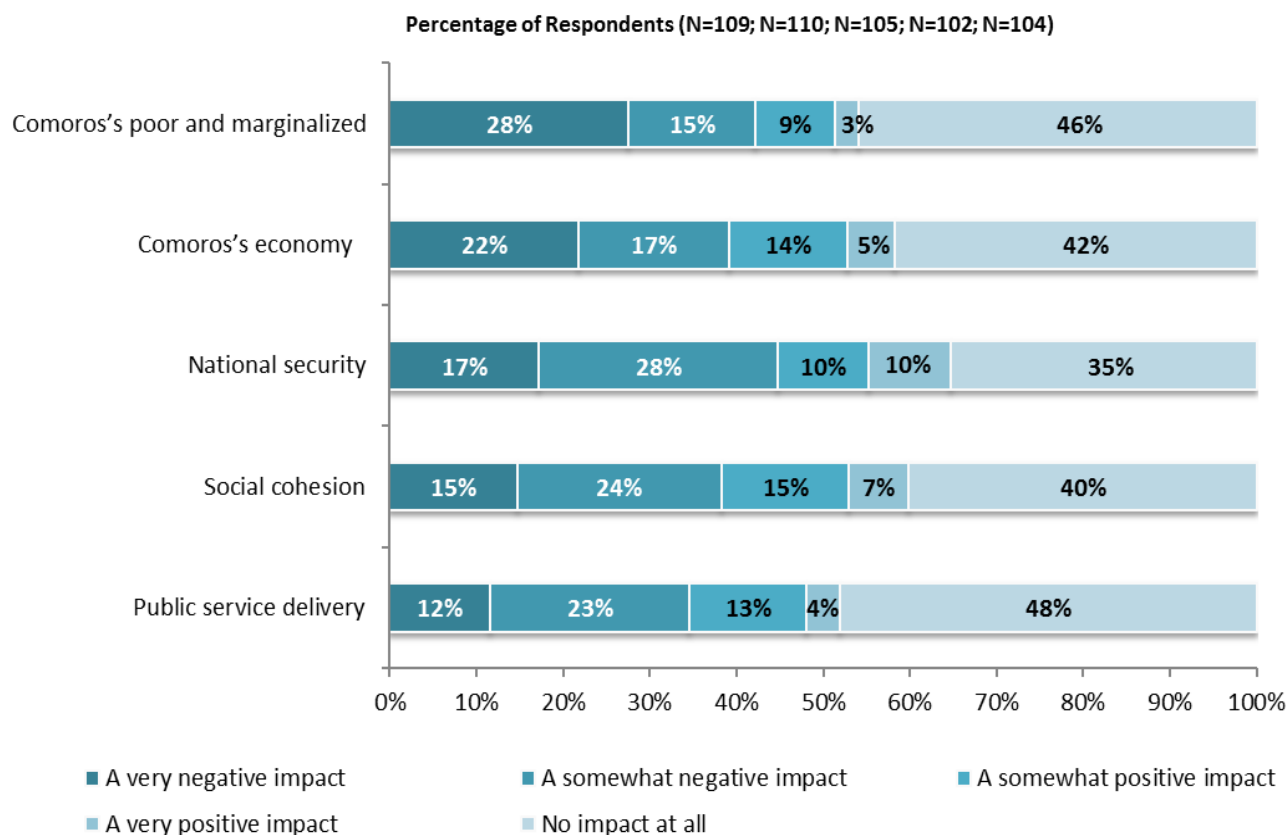


IX. World Bank Group's Response to the Refugee Crisis

Response to the Refugee Crisis in Comoros



Impact of the Refugee Crisis



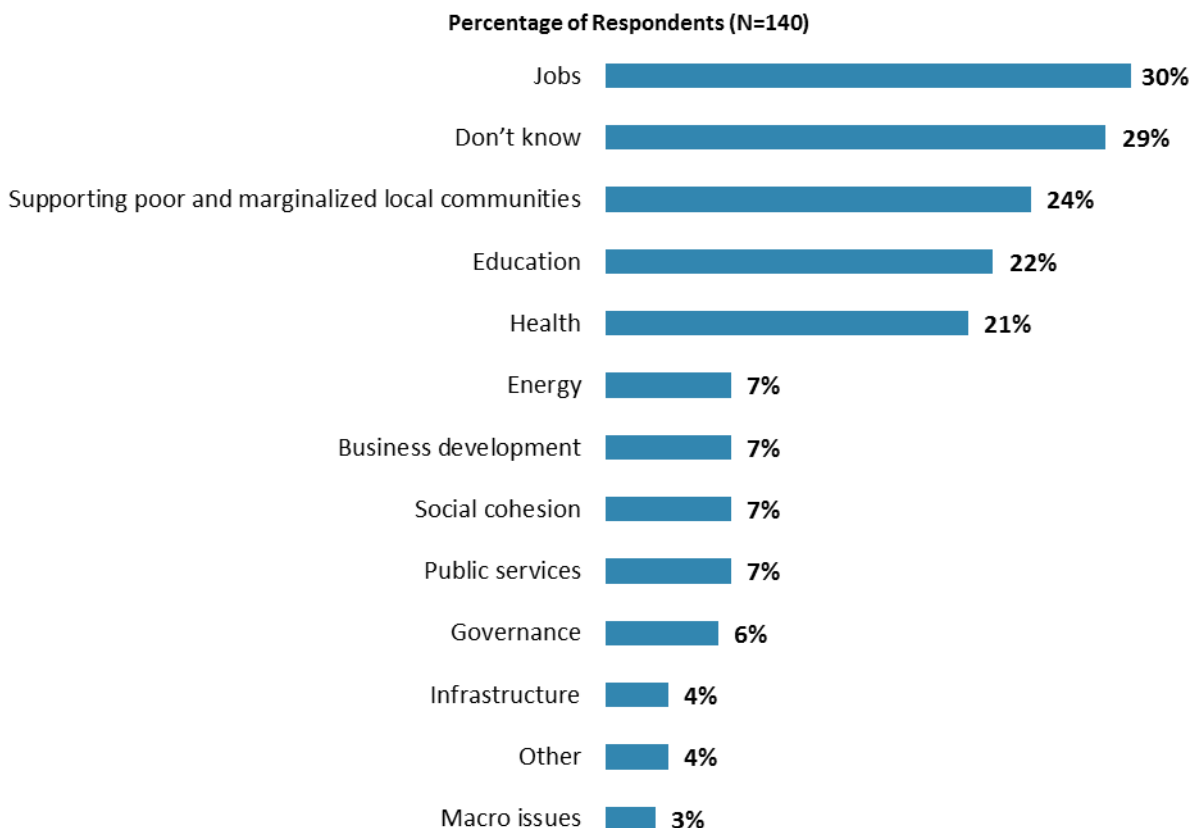
"Please rate how you feel when you think about the impact of the refugees in regards to..."
(Respondents chose from a list.)



IX. WBG's Response to the Refugee Crisis (continued)

The WBG's Support to the Refugee Crisis in Comoros

- **Stakeholder groups:** This year, respondents from the office of the President/Prime Minister/Minister, employees of ministries, and the local government gave significantly higher percentage to “*health*” as an area where the WBG should focus most of its resources to support refugees in Comoros, compared to respondents from other stakeholder groups.



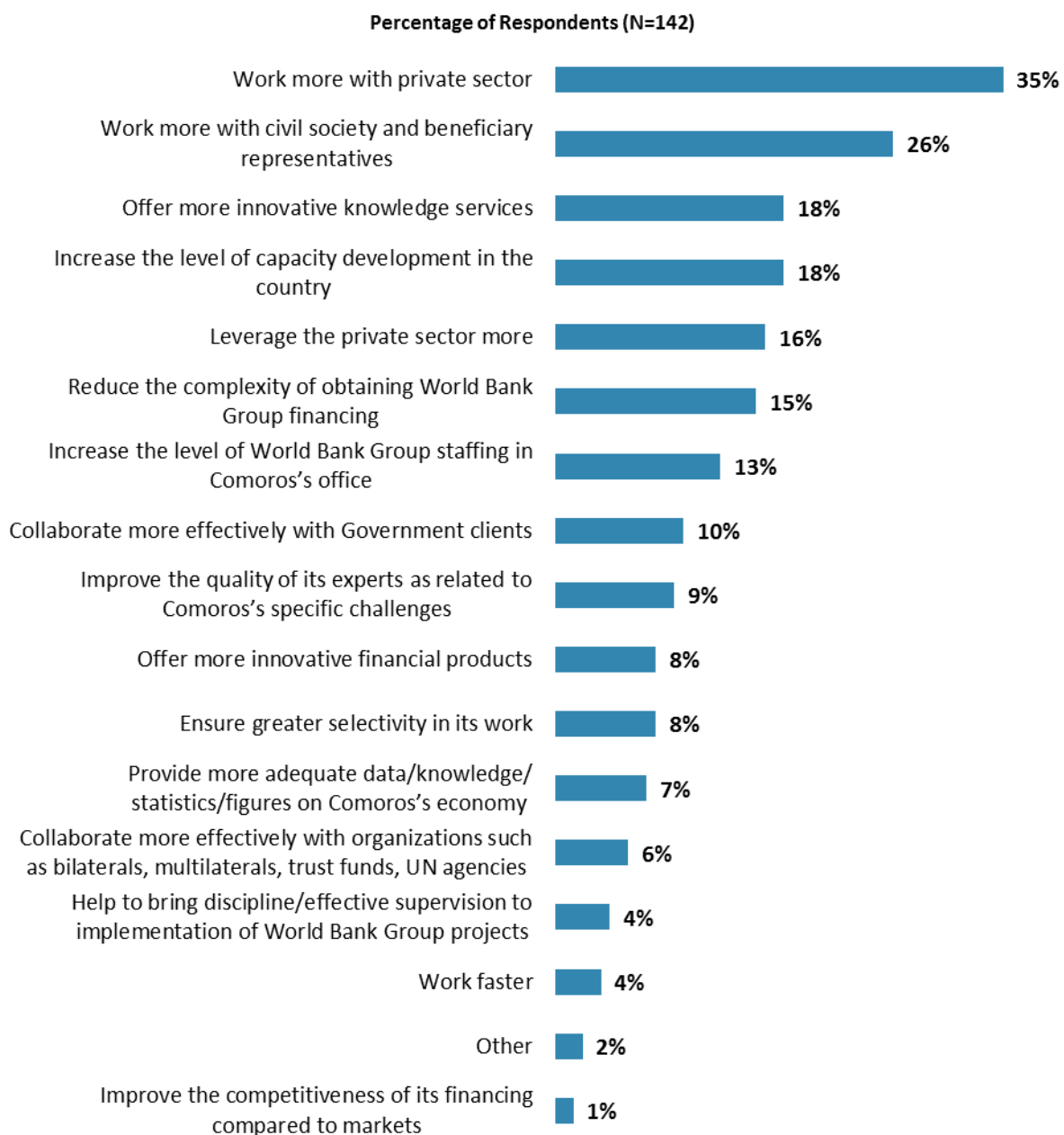
"In which of the following areas do you believe the World Bank Group should provide most of its resources when it comes to providing support to the refugee crisis in Comoros? (Choose no more than TWO)"
(Respondents chose from a list. Responses combined.)



X. The Future Role of the World Bank Group in Comoros

Making the World Bank Group of Greater Value

- **Year comparison:** Respondents in the previous FY'16 Country Survey indicated that the WBG should “*reach out more to groups outside of Government*” (38%) to make itself of greater value in Comoros.



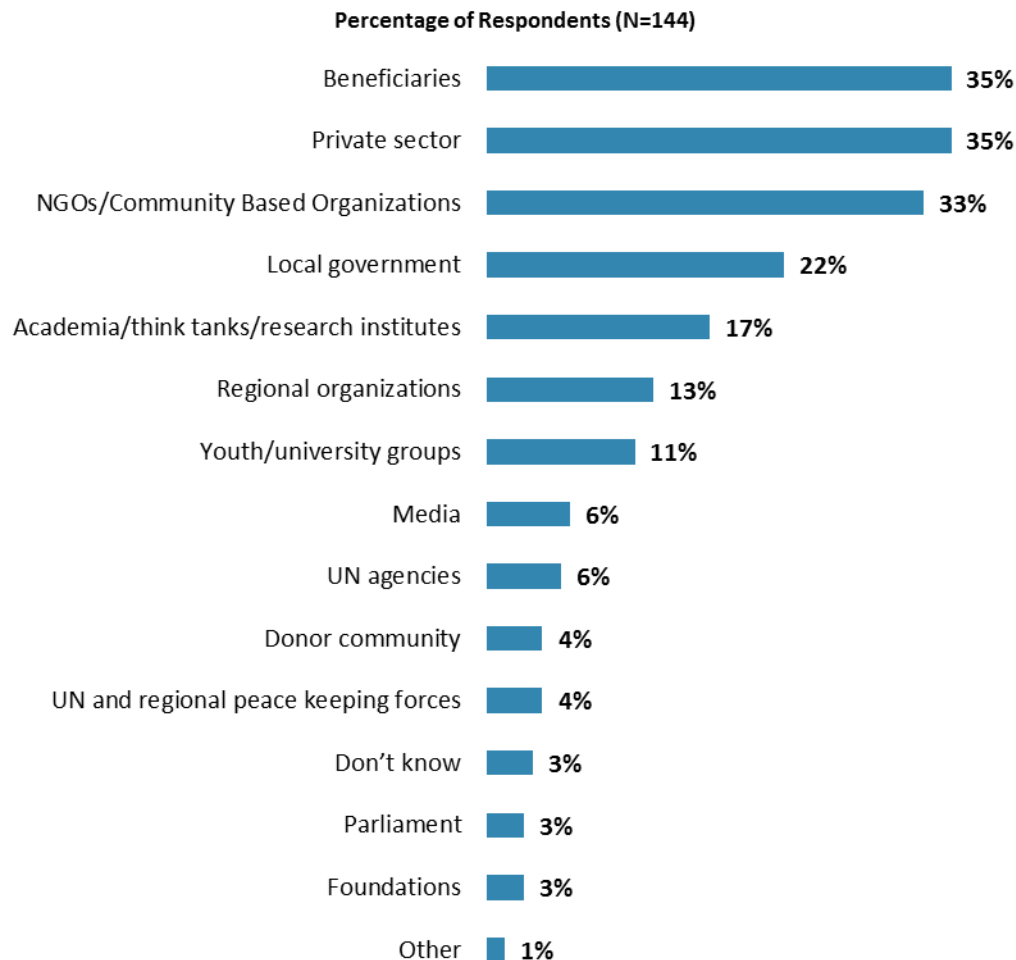
"Which of the following SHOULD the World Bank Group do to make itself of greater value in Comoros? (Choose no more than TWO)" (Respondents chose from a list. Responses combined.)



X. The Future Role of the WBG in Comoros (continued)

The World Bank Group Should Collaborate More with ...

- **Year comparison:** Respondents in the previous FY'16 Country Survey indicated that the WBG should collaborate more with “*beneficiaries*” (37%), “*private sector*” (35%), and “*NGOs/Community Based Organizations*” (32%) to ensure better development results in Comoros.



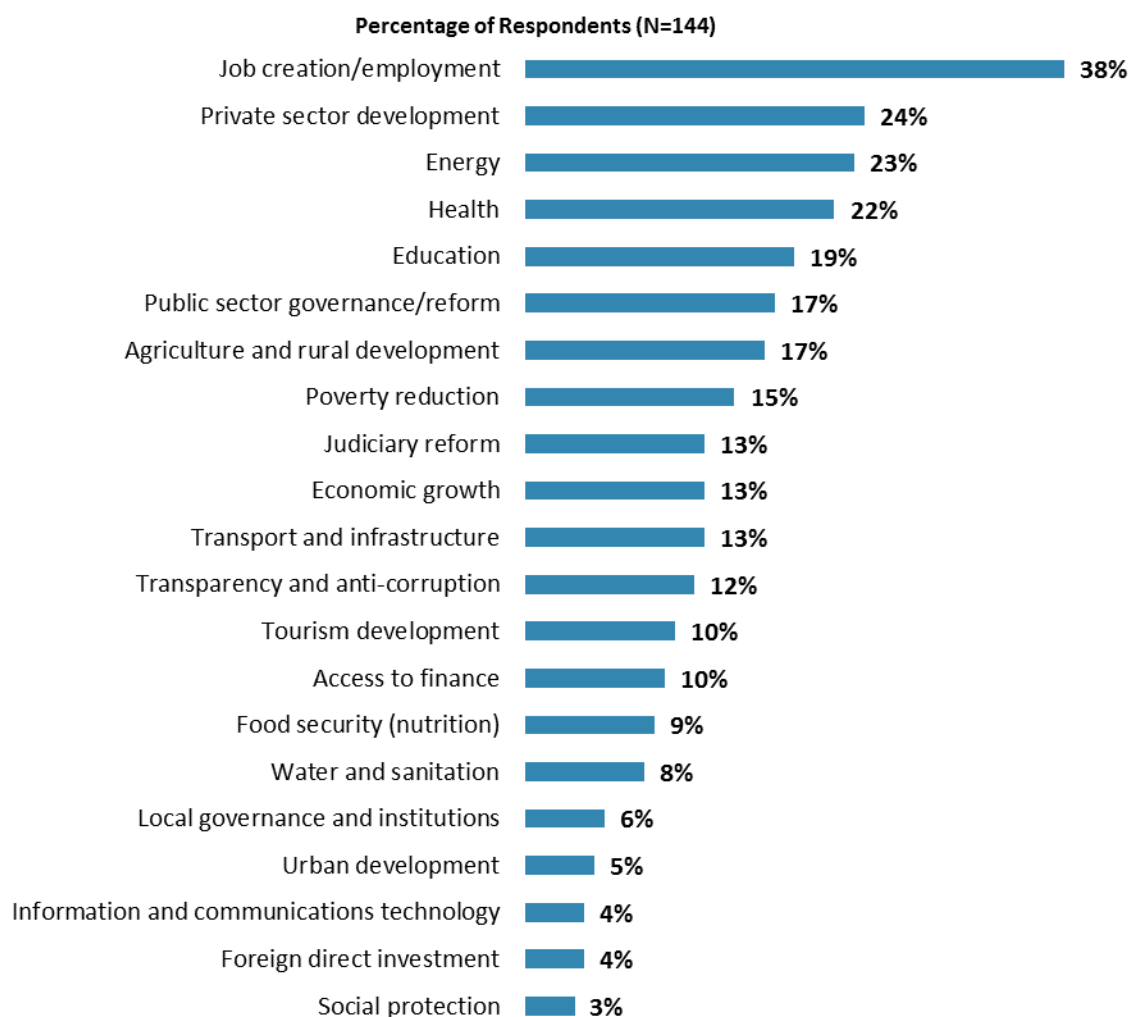
"In addition to the regular relations with the national government, which TWO of the following groups should the World Bank Group collaborate with more in your country? (Choose no more than TWO)" (Respondents chose from a list. Responses combined.)



X. The Future Role of the WBG in Comoros (continued)

Where the World Bank Group Should Focus its Resources

- **Year comparison:** Respondents in the previous FY'16 Country Survey indicated that the WBG should focus its resources on “*energy/electricity*” (49%), “*agricultural development*” (31%), “*job creation/employment*” (28%), and “*public sector governance/reform*” (28%).
- **Specialization:** Respondents who identified their primary specialization of work as “*education*” were significantly *more* likely to indicate that the WBG should focus most of its resources on “*education*,” compared to the rest of respondents in other areas of work (education specialists = 44%; others = 13%).



“When thinking about how the World Bank Group can have the most impact on development results in Comoros, in which sectors do you believe the World Bank Group should focus most of its resources (financial and knowledge services) in Comoros? (Choose no more than THREE)”

(Respondents chose from a list. Responses combined. Top 21 of 34 response options shown.)

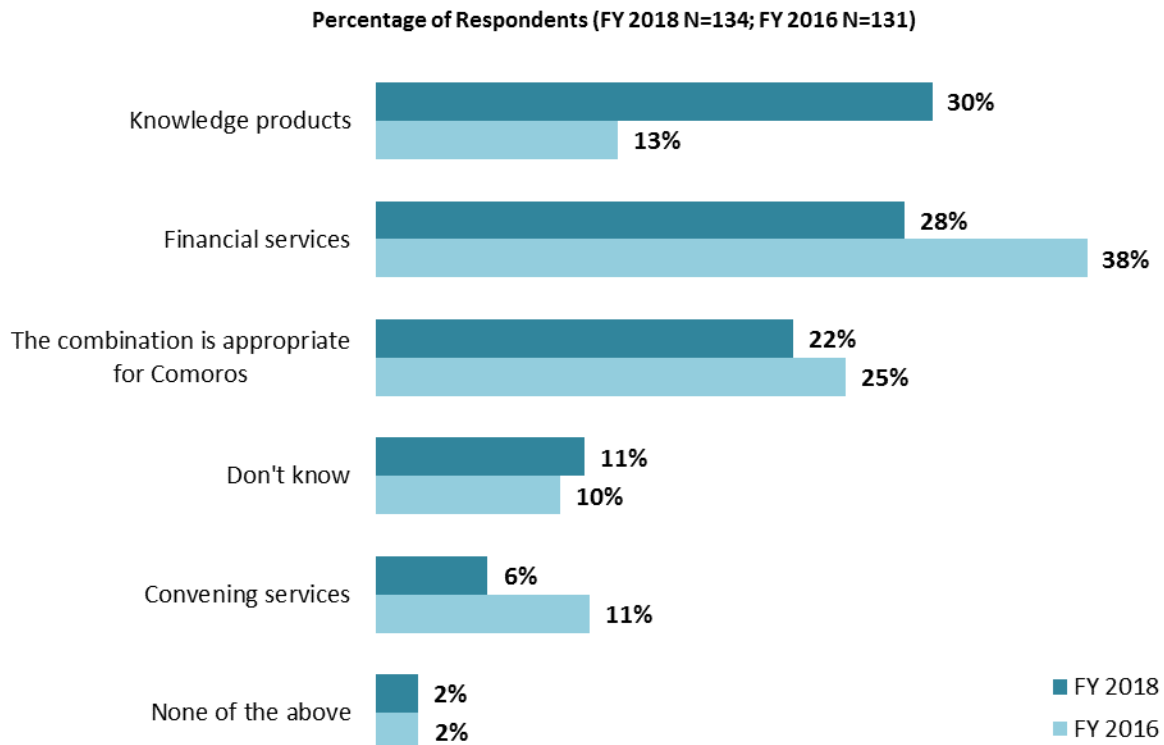
* When more than 10% of the sample are respondents from a particular sector (see the full list of specialized areas in question H2 in Appendix G), analyses are done to see these respondents' views about which areas the World Bank Group should focus most of its resources on.



X. The Future Role of the WBG in Comoros (continued)

Future Combination of the WBG Services¹⁵

- **Year comparison:** Respondents in this year's Country Survey were significantly more likely to believe that the WBG should offer more "*knowledge products*" in Comoros and significantly less likely to identify "*financial services*" compared to respondents in the FY'16 Country Survey.



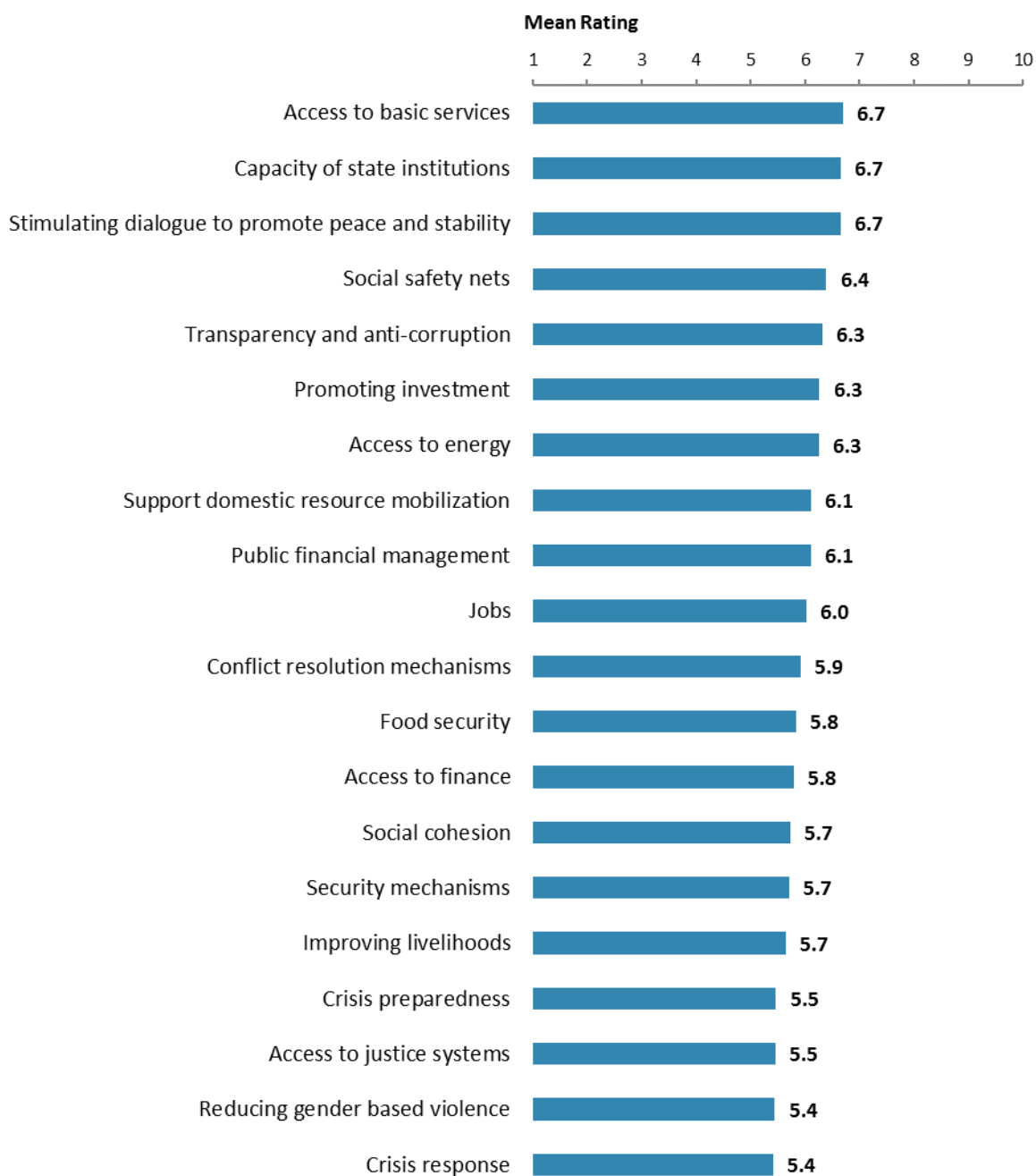
"When considering the combination of services that the World Bank Group offers in Comoros, and taking into account its limited level of resources, which ONE of the following do you believe the World Bank Group should offer more of in Comoros?" (Respondents chose from a list.)

¹⁵ Percentages presented in this chart were calculated based on weighted data.



X. The Future Role of the WBG in Comoros (continued)

The World Bank Group's Support

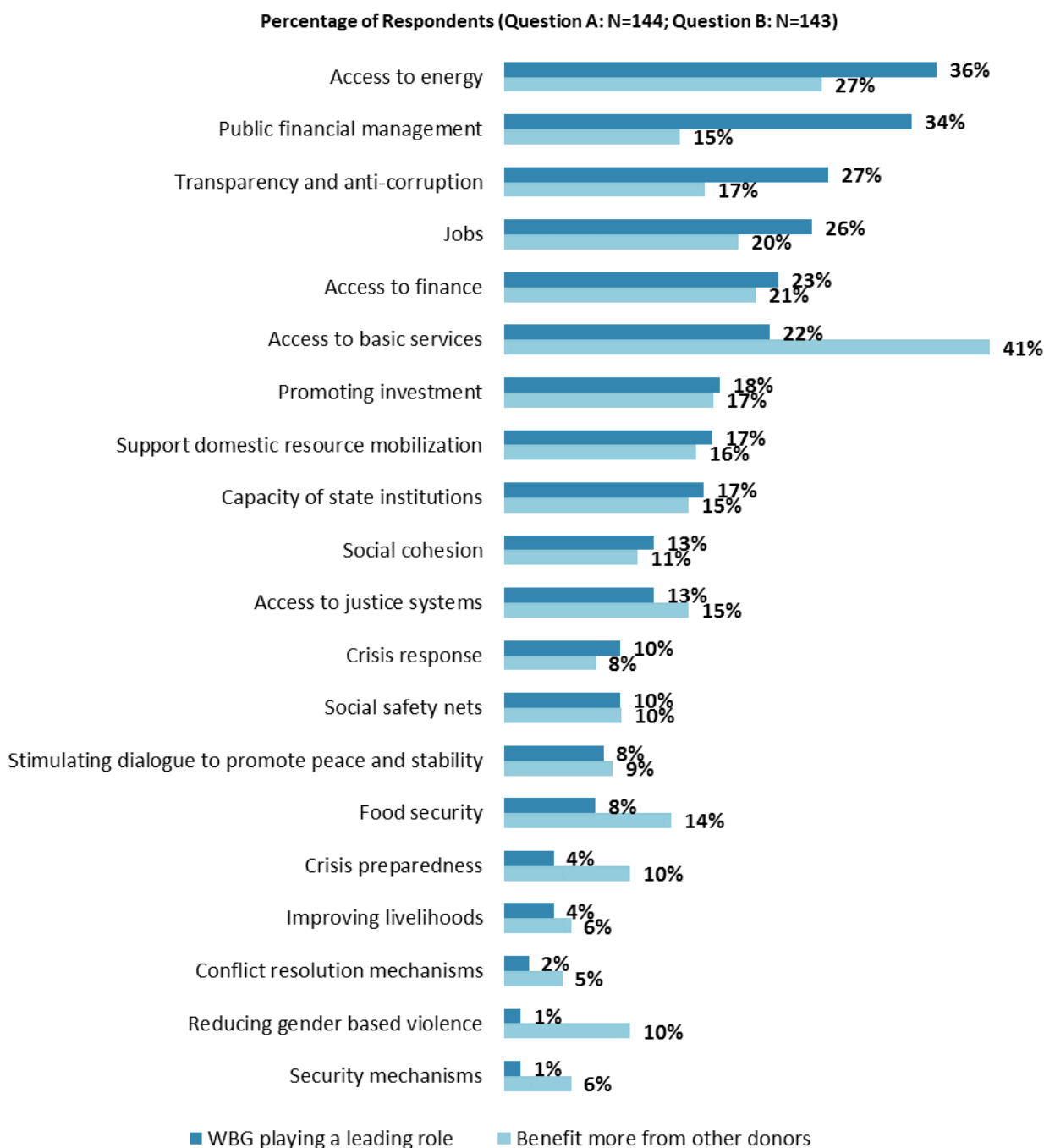


"To what degree does the World Bank Group support with its resources (financial, technical, knowledge and convening power)?" (1-"To no degree at all", 10-"To a very significant degree")



X. The Future Role of the WBG in Comoros (continued)

The WBG Playing a Leading Role vs. Other Donors



"Please answer the following questions:

A. Which THREE areas below would benefit most from the World Bank Group playing a leading role among international partners in Comoros?

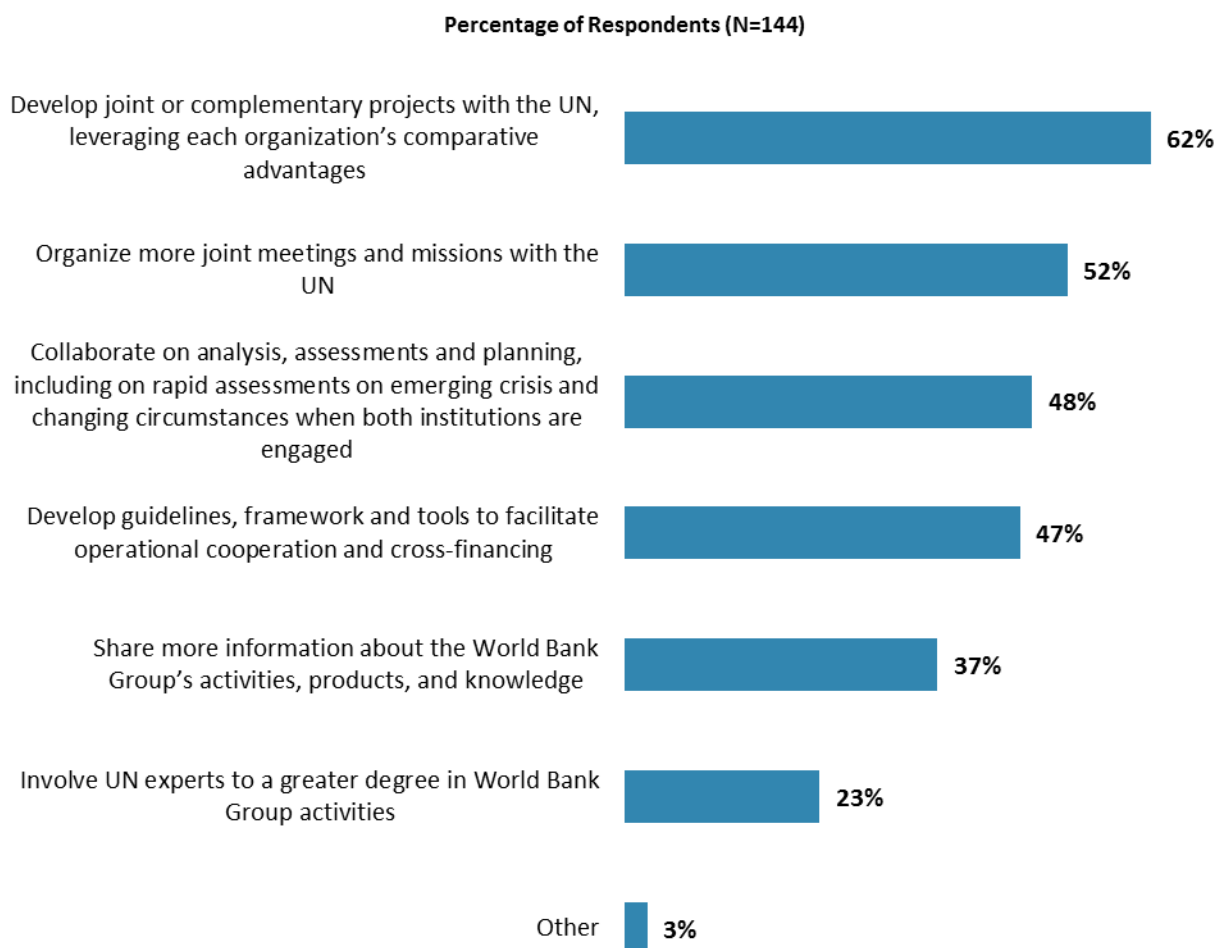
B. Which THREE areas below would benefit most from other donors in Comoros?"
(Respondents chose from a list. Responses combined.)



X. The Future Role of the WBG in Comoros (continued)

WBG Collaboration with the UN

- **Year comparison:** In the previous FY'16 Country Survey, respondents indicated that the WBG should “*develop joint or complementary projects with the UN, leveraging each organization’s comparative advantages*” (66%) and “*organize more joint meetings and missions with the UN*” (55%) to improve collaboration with the UN in the field.

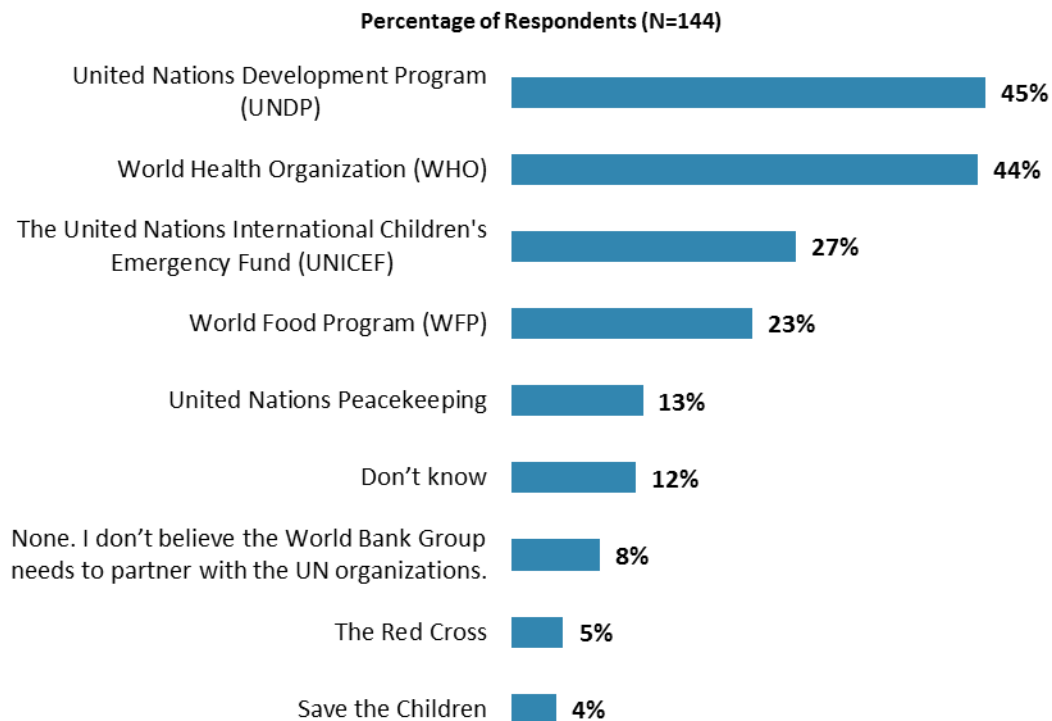


**"What should the World Bank Group do to improve collaboration with the UN in the field?
(Choose no more than THREE)" (Respondents chose from a list. Responses combined.)**

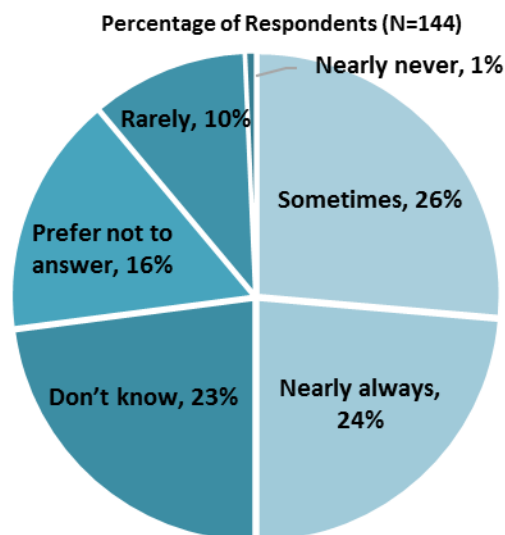


X. The Future Role of the WBG in Comoros (continued)

Partnering with UN and Other Organizations



"Which TWO organizations do you think it is most valuable for the World Bank Group to collaborate with to tackle fragility in Comoros? (Select no more than TWO)"
(Respondents chose from a list. Responses combined.)



"To what extent does the World Bank Group partner with the right people to support work on the ground in Comoros?" (Respondents chose from a list.)

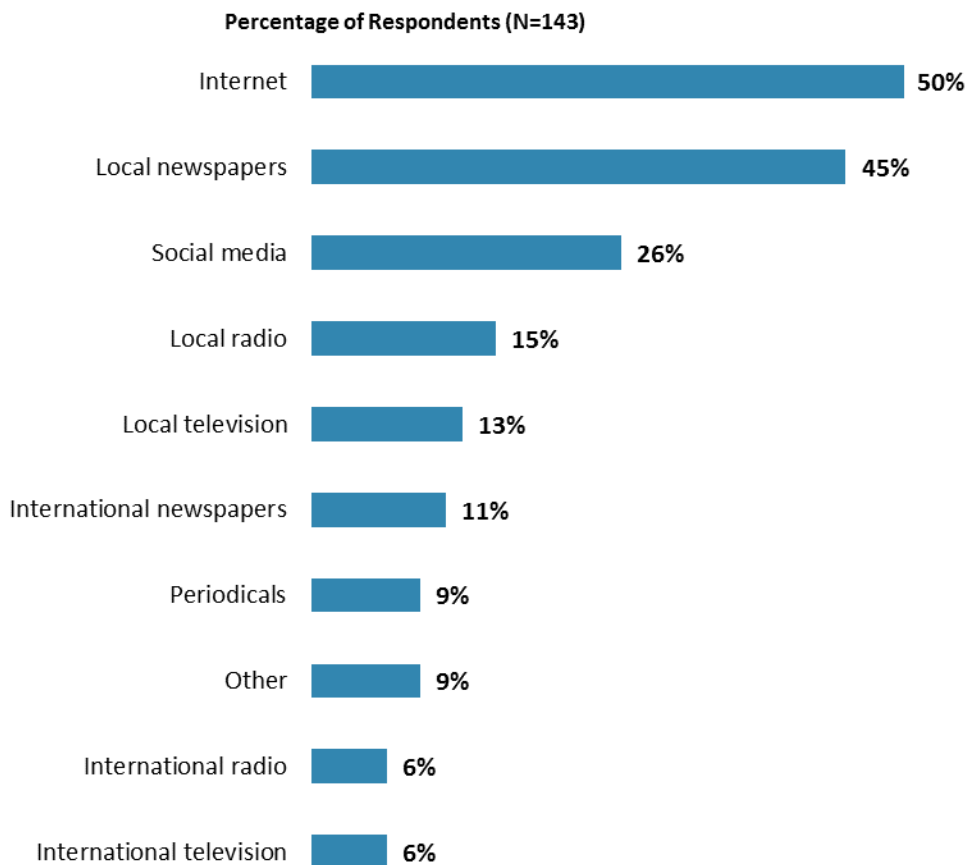


XI. Communication and Outreach

Note: When considering the World Bank Group's future outreach with key constituencies, please see Appendix B (page 70) for all responses by stakeholder groups.

General Information Sources

- **Year comparison:** Respondents in the previous FY'16 Country Survey indicated that they got most of their information about economic and social development issues in Comoros from “*local newspapers*” (49%) and “*Internet*” (44%).



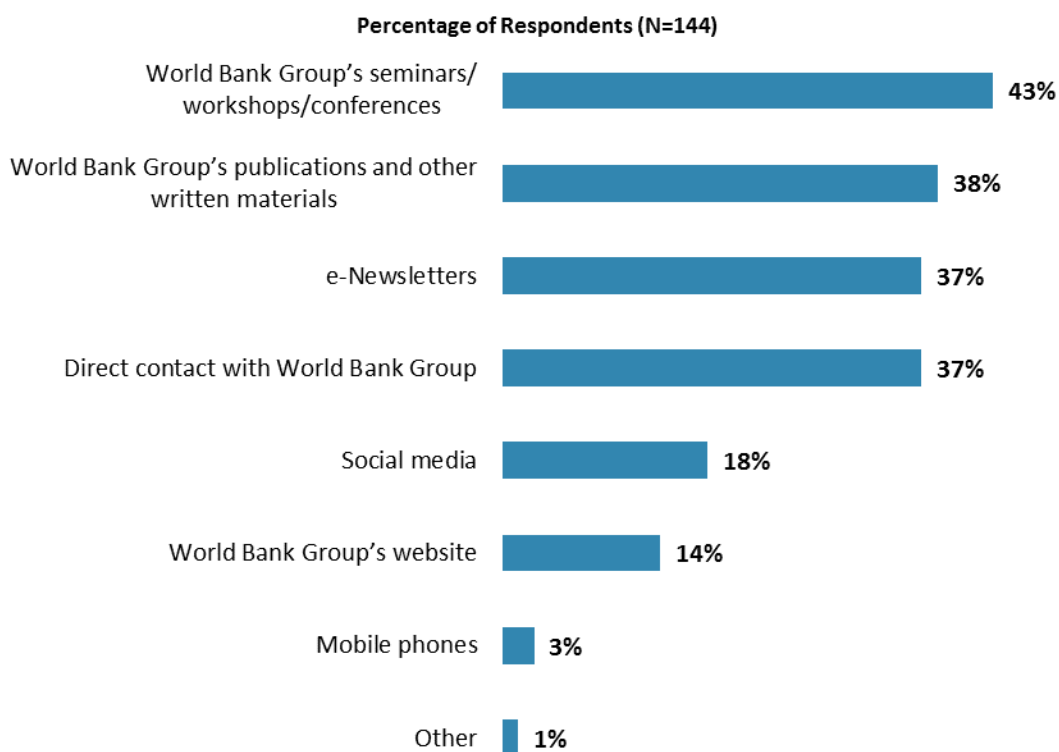
"How do you get most of your information about economic and social development issues in Comoros? (Choose no more than TWO)" (Respondents chose from a list. Responses combined.)



XI. Communication and Outreach (continued)

Preferred Information Sources

- **Year comparison:** Respondents in the previous FY'16 Country Survey indicated that they would prefer to receive information from the WBG through “*World Bank Group’s seminars/workshops/conferences*” (52%), “*Direct contact with World Bank Group*” (39%), and “*e-Newsletters*” (36%).

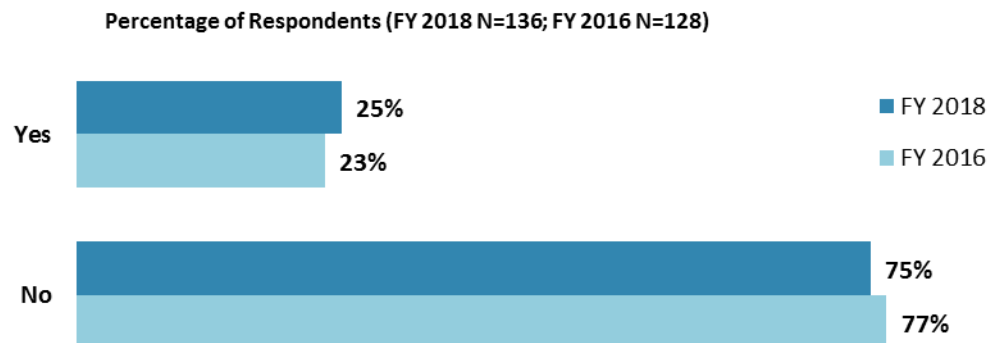


"How would you prefer to receive information from the World Bank Group?"
(Choose no more than TWO)"
(Respondents chose from a list. Responses combined.)



XI. Communication and Outreach (continued)

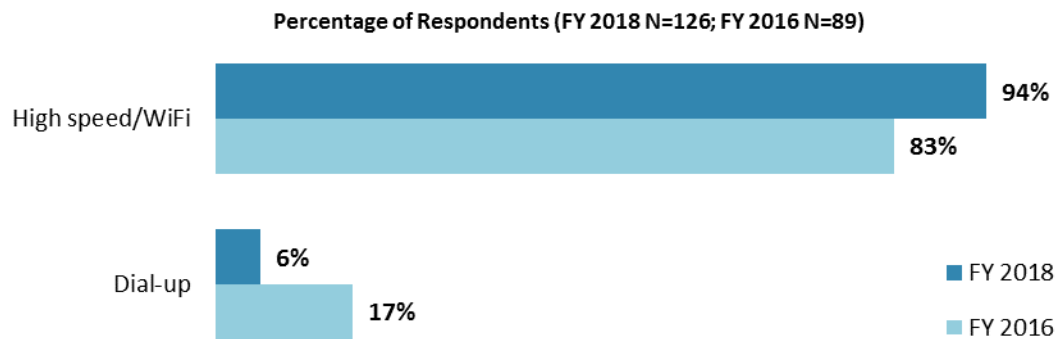
Access to Information¹⁶



"Are you aware of the World Bank Group's Access to Information Policies under which the World Bank Group discloses any information in its possession that is not on a list of exceptions?"

Access to the Internet

- 92 percent of respondents in this year's Country Survey indicated that they had reliable access to the Internet.



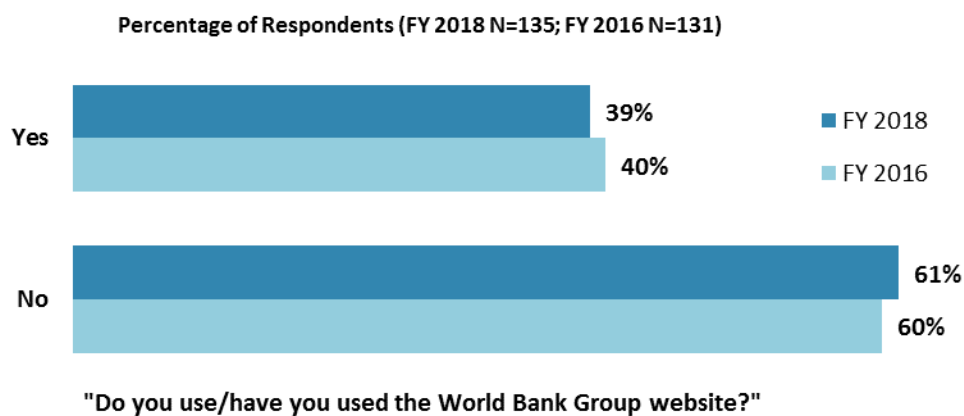
"Which Internet connection do you use primarily when visiting a World Bank Group website?
(Respondents chose from a list.)"

¹⁶ Percentages presented in the charts on this page were calculated based on weighted data.

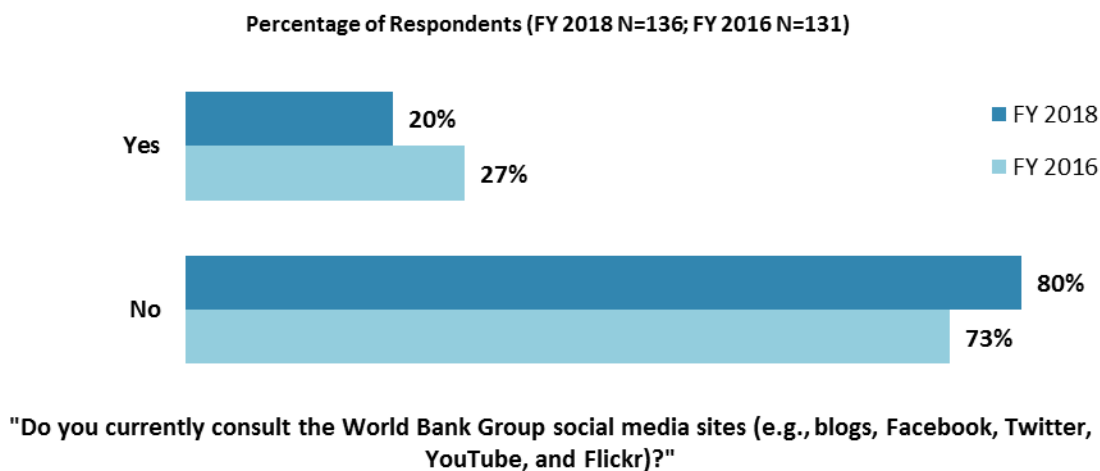


XI. Communication and Outreach (continued)

The WBG Website Usage¹⁷



Use of the WBG's Social Media Channels



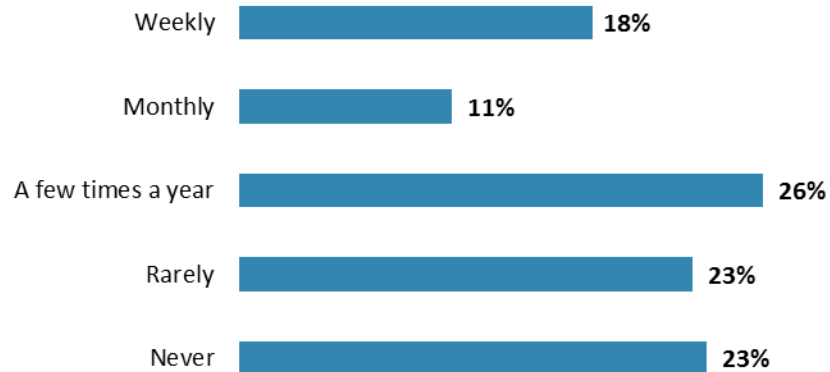
¹⁷ Percentages presented in the charts on this page were calculated based on weighted data.



XI. Communication and Outreach (continued)

Frequency of Visiting WBG Websites and Social Media

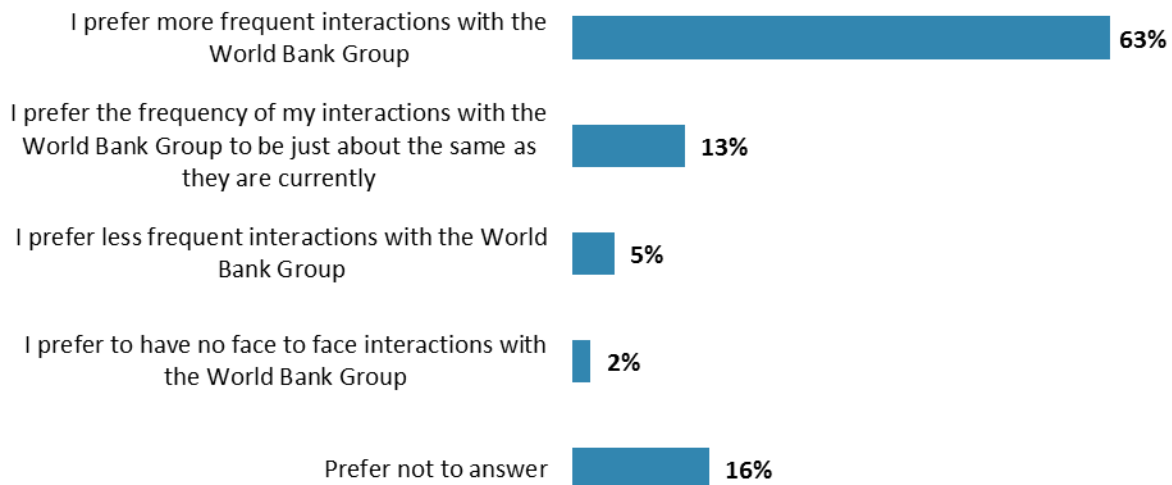
Percentage of Respondents (N=142)



"How frequently do you consult the World Bank Group's website and/or social media channels (e.g., blogs, Facebook, Twitter, YouTube, Flickr) for information/knowledge that you can use in your work?"
(Respondents chose from a list.)

Frequency of Preferred WBG Interaction

Percentage of Respondents (N=142)



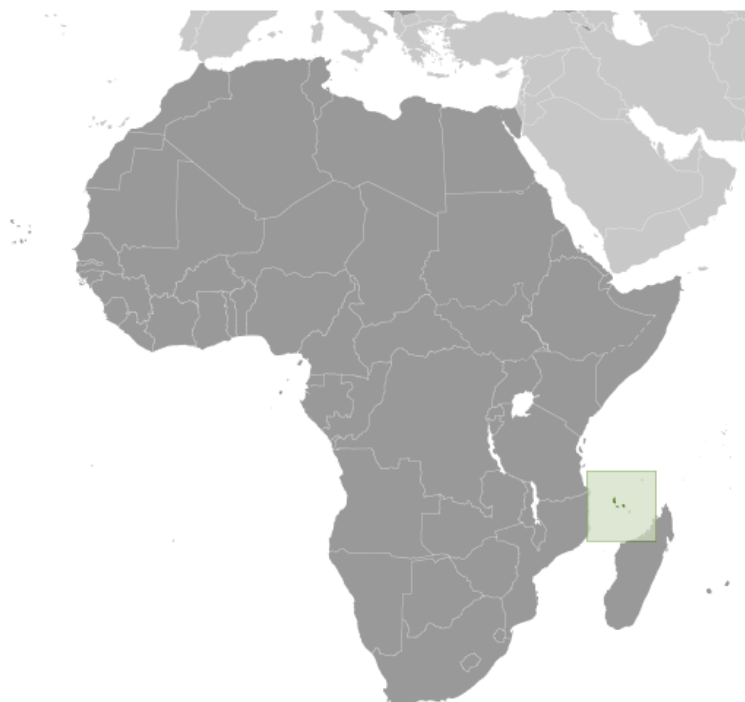
"How much face-to-face access would you like to have with the World Bank Group in Comoros (i.e., discussions, meetings, conferences, workshops, training, etc.)?"
(Respondents chose from a list.)



XII. Appendices

A. Responses to All Questions across All Respondents.....	51
B. Responses to All Questions by Stakeholder Groups.....	70
C. Responses to Indicator Questions by Geographic Location.....	98
D. Responses to Select Questions by Levels of Collaboration with the World Bank Group	101
E. Responses to Select Questions by Year.....	109
F. Indicator Questions as a Function of Exposure to the WBG.....	116
G. WBG Country Opinion Survey FY 2018 – Comoros.....	117

COMOROS





Appendix A: Responses to All Questions across All Respondents (N=144)

All rating scale questions are presented with the total number of respondents that provided a rating (N), the number of respondents who indicated that they “Don’t know” (DK), the mean rating across all respondents (Mean), and the standard deviation of this mean (SD). Indicator questions are noted with an asterisk (*).

A. General Issues Facing Comoros

1. In general, would you say that Comoros is headed in ... ?	Percentage of Respondents (N=144)
The right direction	30.6%
The wrong direction	20.8%
Not sure	48.6%

2. Listed below are a number of development priorities in Comoros. Please identify which of the following you consider the most important development priorities in Comoros. (Choose no more than THREE)	Percentage of Respondents (Responses Combined; N=140)
Health	52.1%
Education	42.1%
Public sector governance/reform (i.e., government effectiveness, public financial management, public expenditure, fiscal system reform)	27.1%
Job creation/employment	25.0%
Private sector development	23.6%
Energy	16.4%
Transport and infrastructure (e.g., roads, bridges, transportation)	14.3%
Transparency and anti-corruption	10.0%
Judiciary reform	10.0%
Agriculture and rural development	9.3%
Access to finance	8.6%
Peace/security/stabilization/reconstruction	8.6%
Tourism development	5.7%
Foreign direct investment	5.7%
Poverty reduction	5.7%
Water and sanitation	5.0%
Economic growth	5.0%
Social protection (e.g., pensions, targeted social assistance)	4.3%
Information and communications technology	3.6%
Food security (nutrition)	2.9%
Urban development	2.1%
Local governance and institutions	2.1%
Regional conflict and tensions	1.4%
Trade and exports	1.4%
Social cohesion	1.4%
Natural resource management (e.g., oil, gas)	1.4%
Climate change (e.g., mitigation, adaptation)	1.4%
Gender based violence	0.7%
Gender equity (closing the gap between women and men, and boys and girls)	0.7%
Equality of opportunity (i.e., social inclusion)	0.7%
Global/regional integration	0.0%
Pollution	0.0%
Crime and violence	0.0%
Disaster risk management	0.0%

**A. General Issues Facing Comoros (continued)**

3. Poverty reduction is a broad term that encompasses work in many different areas. Which THREE areas of development listed below do you believe would contribute most to reducing poverty in Comoros? (Choose no more than THREE)	Percentage of Respondents (Responses Combined; N=143)
Job creation/employment	41.3%
Agriculture and rural development	32.2%
Energy	24.5%
Transparency and anti-corruption	23.1%
Tourism development	22.4%
Economic growth	18.2%
Education	18.2%
Transport and infrastructure (e.g., roads, bridges, transportation)	14.0%
Private sector development	12.6%
Health	11.2%
Social protection (e.g., pensions, targeted social assistance)	10.5%
Access to finance	10.5%
Public sector governance/reform (i.e., government effectiveness, public financial management, public expenditure, fiscal system reform)	9.1%
Foreign direct investment	8.4%
Judiciary reform	6.3%
Social cohesion	5.6%
Peace/security/stabilization/reconstruction	5.6%
Natural resource management (e.g., oil, gas)	4.2%
Water and sanitation	3.5%
Information and communications technology	2.8%
Trade and exports	2.8%
Food security (nutrition)	2.8%
Equality of opportunity (i.e., social inclusion)	2.1%
Local governance and institutions	2.1%
Climate change (e.g., mitigation, adaptation)	2.1%
Urban development	1.4%
Disaster risk management	0.7%
Pollution	0.7%
Gender equity (closing the gap between women and men, and boys and girls)	0.7%
Global/regional integration	0.7%
Crime and violence	0.0%
Regional conflict and tensions	0.0%
Gender based violence	0.0%

**A. General Issues Facing Comoros (continued)**

4. The World Bank Group's "Shared Prosperity" goal captures two key elements, economic growth and equity. It will seek to foster income growth among the bottom 40 percent of a country's population. Improvement in the Shared Prosperity Indicator requires growth and well-being of the less well-off. When thinking about the idea of "shared prosperity" in your country, which of the following TWO best illustrate how this would be achieved in Comoros? (Choose no more than TWO)	Percentage of Respondents (Responses Combined; N=141)
Education and training that better ensure job opportunity	35.5%
Consistent economic growth	34.8%
Better entrepreneurial opportunities (i.e., to start small and medium sized businesses)	22.0%
Better opportunity for the poor who live in rural areas	20.6%
Greater access to micro-finance for the poor	19.1%
Better employment opportunities for young people	19.1%
Greater access to health and nutrition for citizens	13.5%
More reliable social safety net	9.2%
Better access to energy (including renewables)	9.2%
Better quality public services	7.8%
Better opportunity for the poor who live in urban areas	2.1%
Greater voice and participation for citizens to help ensure greater accountability	2.1%
Better employment opportunities for women	2.1%
A growing middle class	2.1%
Other	0.0%

5. When considering the characteristics of a fragile state, please identify which of the following best illustrate fragility in Comoros. (Choose no more than TWO)	Percentage of Respondents (Responses Combined; N=143)
High levels of corruption	51.0%
Policy inconsistency	46.2%
Weak institutional capacity	23.1%
Lack of access to development finance	22.4%
Political uncertainty	19.6%
Food insecurity	11.9%
Weak social cohesion	10.5%
Weak accountability	7.7%
None. I do not consider Comoros a fragile state.	2.8%
Other	2.1%
Lack of security	0.7%

B. Overall Attitudes toward the World Bank Group

Familiarity	N	DK	Mean	SD
1. How familiar are you with the work of the World Bank Group in Comoros? (1-Not familiar at all, 10-Extremely familiar)	144	n/a	5.17	2.27

Effectiveness*	N	DK	Mean	SD
2. Overall, please rate your impression of the World Bank Group's effectiveness in Comoros. (1-Not effective at all, 10-Very effective)	125	19	5.78	2.21

**B. Overall Attitudes toward the World Bank Group (continued)**

Staff Preparedness	N	DK	Mean	SD
3. To what extent do you believe the World Bank Group's staff is well prepared (e.g., skills and knowledge) to help Comoros solve its most complicated development challenges? (1-To no degree at all, 10-To a very significant degree)	118	24	5.77	2.27

4. When thinking about how the World Bank Group can have the most impact on development results in Comoros, in which sectors do you believe the World Bank Group should focus most of its resources (financial and knowledge services) in Comoros? (Choose no more than THREE)	Percentage of Respondents (Responses Combined; N=144)
Job creation/employment	37.5%
Private sector development	23.6%
Energy	22.9%
Health	21.5%
Education	18.8%
Public sector governance/reform (i.e., government effectiveness, public financial management, public expenditure, fiscal system reform)	17.4%
Agriculture and rural development	16.7%
Poverty reduction	14.6%
Judiciary reform	12.5%
Economic growth	12.5%
Transport and infrastructure (e.g., roads, bridges, transportation)	12.5%
Transparency and anti-corruption	11.8%
Tourism development	10.4%
Access to finance	9.7%
Food security (nutrition)	9.0%
Water and sanitation	8.3%
Local governance and institutions	5.6%
Urban development	4.9%
Information and communications technology	4.2%
Foreign direct investment	4.2%
Social protection (e.g., pensions, targeted social assistance)	3.5%
Gender equity (closing the gap between women and men, and boys and girls)	2.8%
Peace/security/stabilization/reconstruction	2.8%
Climate change (e.g., mitigation, adaptation)	2.8%
Natural resource management (e.g., oil, gas)	2.8%
Equality of opportunity (i.e., social inclusion)	1.4%
Gender based violence	0.7%
Pollution	0.7%
Global/regional integration	0.7%
Disaster risk management	0.7%
Trade and exports	0.7%
Crime and violence	0.7%
Social cohesion	0.7%
Regional conflict and tensions	0.0%

**B. Overall Attitudes toward the World Bank Group (continued)**

5. When thinking about the World Bank Group's role, which activity do you believe is of greatest VALUE and which activity is of second greatest value in Comoros?	Percentage of Respondents (N=142)		
	Greatest Value	2 nd Greatest Value	Combined
Financial resources	26.1%	9.9%	35.9%
Capacity development related to World Bank Group supported projects	24.6%	8.5%	33.1%
Strategy formulation (e.g., SCA2D assistance)	13.4%	10.6%	23.9%
Mobilizing third party financial resources	2.8%	16.9%	19.7%
Technical assistance	9.9%	9.2%	19.0%
Implementation support	2.8%	15.5%	18.3%
Policy advice, studies, analyses	9.2%	8.5%	17.6%
Data and statistics	2.8%	8.5%	11.3%
Donor coordination	3.5%	6.3%	9.9%
Promoting knowledge sharing	2.1%	3.5%	5.6%
Bringing together different groups of stakeholders	2.1%	2.1%	4.2%
Other	0.7%	0.7%	1.4%

6. Which of the following do you identify as the World Bank Group's greatest WEAKNESSES in its work in Comoros? (Choose no more than TWO)	Percentage of Respondents (Responses Combined; N=142)
Not collaborating enough with private sector	24.6%
Not adequately sensitive to political/social realities in Comoros	22.5%
World Bank Group's processes too slow	19.0%
Not enough public disclosure of its work	18.3%
Too influenced by developed countries	16.2%
Not aligned with country priorities	14.8%
Not collaborating enough with civil society (including NGOs, CBOs, beneficiary representatives)	14.8%
World Bank Group's processes too complex	9.9%
Its advice and strategies do not lend themselves to practical problem solving	8.5%
Not willing to honestly criticize policies and reform efforts in the country	7.7%
Not sufficiently focused on results	6.3%
Inadequate number of World Bank Group staff members located in the country	6.3%
Don't know	6.3%
Not exploring alternative policy options	5.6%
Not adequately collaborating with organizations such as bilaterals, multilaterals, trust funds, UN agencies	4.2%
Not in it for the long term	4.2%
Arrogant in its approach	2.1%
Not focused enough on issues that are unique to post-conflict countries	2.1%
Other	1.4%
The credibility of its knowledge/data	0.0%
Staff too inaccessible	0.0%

7. To what extent do you believe that the World Bank Group's work and support help the poorest in Comoros? (Select only ONE response)	Percentage of Respondents (N=144)
To a fully sufficient degree	3.5%
To a somewhat sufficient degree	27.1%
To a somewhat insufficient degree	31.3%
To a very insufficient degree	22.9%
Don't know	15.3%

**B. Overall Attitudes toward the World Bank Group (continued)**

8. How EFFECTIVE do you believe the following World Bank Group's instruments are in supporting the Comoros Government's efforts to reduce poverty? (1-Not effective at all, 10-Very effective)	Effectiveness			
	N	N/A	Mean	SD
Investment Project Financing (IPF)	91	51	5.43	2.30
Development Policy Financing (DPF)	80	60	5.50	2.03
Trust funds and grants	75	64	5.97	2.32
MIGA Guarantees	52	86	4.87	2.34
IFC Investment Services	65	74	5.23	2.17
IFC Advisory Services	64	76	5.23	2.24

9. In addition to the regular relations with the national government, which TWO of the following groups should the World Bank Group collaborate with more in your country? (Choose no more than TWO)	Percentage of Respondents (Responses Combined; N=144)
Beneficiaries	34.7%
Private sector	34.7%
NGOs/Community Based Organizations	32.6%
Local government	22.2%
Academia/think tanks/research institutes	16.7%
Regional organizations (e.g., the Common Market for Eastern and Southern Africa [COMESA], the Southern African Development Community [SADC])	12.5%
Youth/university groups	11.1%
Media	6.3%
UN agencies	5.6%
Donor community	4.2%
UN and regional peace keeping forces	4.2%
Don't know	3.5%
Parliament	2.8%
Foundations	2.8%
Other	1.4%
Emerging donors	0.0%

To what extent do you agree with the following statements about the World Bank Group's work in Comoros? (1-Strongly disagree, 10-Strongly agree)	Level of Agreement			
	N	DK	Mean	SD
10. Overall the World Bank Group currently plays a relevant role in development in Comoros*	129	15	6.18	2.43
11. The World Bank Group's work is aligned with what I consider the development priorities for Comoros*	122	21	5.50	2.45

**B. Overall Attitudes toward the World Bank Group (continued)**

To what extent is the World Bank Group an effective development partner in Comoros, in terms of each of the following? (1-To no degree at all, 10-To a very significant degree)	Mean Rating			
	N	DK	Mean	SD
12. Responsiveness to needs*	89	54	5.42	2.19
13. Flexibility (in terms of the institution's products and services)*	90	53	5.07	2.12
14. Flexibility (in terms of changing country circumstances)*	91	52	5.46	2.19
15. Being inclusive*	65	73	6.09	2.01
16. Openness (sharing data and other information)*	103	37	5.85	2.20
17. Collaboration with the Government*	118	25	7.01	2.05
18. The speed in which it gets things accomplished on the ground*	92	47	5.86	1.96
19. Helping to bring discipline/effective supervision to implementation of investment projects*	103	39	6.35	2.01
20. Collaboration with civil society*	112	29	5.28	2.27
21. Staff accessibility*	103	40	5.38	2.34
22. Collaboration with other donors and development partners*	97	43	6.36	2.16
23. Collaboration with the private sector*	97	42	4.89	2.11
24. Collaboration with the UN*	87	51	6.78	2.13
25. Straightforwardness and honesty*	99	45	6.40	2.44
26. Treating clients and stakeholders in Comoros with respect*	91	49	6.35	2.20
27. Being a long-term partner*	110	34	7.45	2.03

28. To what extent does the World Bank Group partner with the right people to support work on the ground in Comoros? (Select only ONE response)	Percentage of Respondents (N=144)
Nearly never	0.7%
Rarely	10.4%
Sometimes	26.4%
Nearly always	23.6%
Don't know	22.9%
Prefer not to answer	16.0%

29. Which TWO organizations do you think it is most valuable for the World Bank Group to collaborate with to tackle fragility in Comoros? (Choose no more than TWO)	Percentage of Respondents (Responses Combined; N=144)
United Nations Development Program (UNDP)	45.1%
World Health Organization (WHO)	44.4%
The United Nations International Children's Emergency Fund (UNICEF)	27.1%
World Food Program (WFP)	22.9%
United Nations Peacekeeping	12.5%
Don't know	11.8%
None. I don't believe the World Bank Group needs to partner with the UN organizations.	8.3%
The Red Cross	4.9%
Save the Children	4.2%
The International Committee of the Red Cross (ICRC)	0.0%

**B. Overall Attitudes toward the World Bank Group (continued)**

30. When World Bank Group assisted reform efforts fail or are slow to take place, which of the following would you attribute this to? (Choose no more than THREE)	Percentage of Respondents (Responses Combined; N=144)
The World Bank Group is not sensitive enough to political/social realities on the ground	41.7%
Lack of/inadequate levels of capacity in Government	36.8%
Inadequate funding	31.3%
There is an inadequate level of private sector participation and support	28.5%
Reforms are not well thought out in light of country challenges	27.8%
There is not an adequate level of citizen/civil society participation	27.1%
Corruption	24.3%
Political pressures and obstacles	23.6%
Poor coordination within the Government	16.7%
Poor donor coordination	11.8%
The World Bank Group does not provide the government with consistent support throughout the reform effort	5.6%
Ongoing conflict and instability	3.5%
Poor coordination within the World Bank Group	2.8%
Other	2.1%

C. World Bank Group's Effectiveness and Results

1. In Comoros, to what extent do the World Bank Group's financial resources, advice, and knowledge influence policy related to ... ? <i>(1-To no degree at all, 10-To a very significant degree)</i>	Mean Rating			
	N	DK	Mean	SD
1. Gender (i.e., closing the gap between women and men, and boys and girls)	88	56	5.06	2.25
2. The impact of climate change	89	55	5.09	2.27

**C. World Bank Group's Effectiveness and Results (continued)**

2. How EFFECTIVE do you believe the World Bank Group is in terms of the work it does in the following areas of development in Comoros? (1-Not effective at all, 10-Very effective)	Effectiveness			
	N	DK	Mean	SD
1. Social protection (e.g., pensions, targeted social assistance)	75	67	4.07	2.24
2. Private sector development	92	52	4.36	2.28
3. Public sector governance/reform (i.e., government effectiveness, public financial management, public expenditure, fiscal system reform)	108	36	5.94	2.10
4. Global/regional integration	83	59	5.01	2.08
5. Food security (nutrition)	84	57	4.80	2.19
6. Energy	102	40	5.90	2.39
7. Job creation/employment	85	55	4.48	2.27
8. Health	93	51	5.44	2.47
9. Access to finance	75	65	4.45	2.34
10. Transport and infrastructure (e.g., roads, bridges, transportation)	87	55	4.94	2.37
11. Agriculture and rural development	91	53	5.13	2.11
12. Trade and exports	65	75	4.54	2.21
13. Natural resource management (e.g., oil, gas)	60	80	4.12	2.47
14. Climate change (e.g., mitigation, adaptation)	77	67	4.65	2.34
15. Poverty reduction	110	34	5.18	2.16
16. Transparency and anti-corruption	88	54	4.28	2.25
17. Economic growth	98	45	5.20	2.10
18. Disaster risk management	72	71	4.78	2.22
19. Equality of opportunity (i.e., social inclusion)	72	67	4.47	2.25
20. Information and communications technology	87	56	5.57	2.38
21. Peace/security/stabilization/reconstruction	80	63	5.30	2.23
22. Local governance and institutions	95	49	5.28	2.20
23. Social cohesion	85	56	4.92	2.17
24. Tourism development	82	62	4.10	2.29
25. Foreign direct investment	73	67	4.18	2.36
26. Education	97	46	5.63	2.37
27. Judiciary reform	80	61	4.33	2.28
28. Gender based violence	70	74	4.61	2.44
29. Crime and violence	62	80	4.16	2.17
30. Regional conflict and tensions	63	80	4.29	2.27
31. Water and sanitation	89	54	5.43	2.20
Achieving Development Results*	N	DK	Mean	SD
3. To what extent does the World Bank Group's work help to achieve development results in Comoros? (1-To no degree at all, 10-To a very significant degree)	114	30	5.73	1.90

**C. World Bank Group's Effectiveness and Results (continued)**

Building and Strengthening Country Systems*	N	DK	Mean	SD
4. To what extent does the World Bank Group help to build/strengthen existing country systems (e.g., procurement, financial management, etc.) in Comoros? (1-To no degree at all, 10-To a very significant degree)	111	33	5.52	2.45

To what extent do you agree with the following statements about the World Bank Group in Comoros? (1-Strongly disagree, 10-Strongly agree)	N	DK	Mean	SD
5. The World Bank Group's financial instruments (i.e., investment lending, Development Policy Loan, Trust Funds, etc.) meet the needs of Comoros*	110	34	5.06	2.27
6. The World Bank Group meets Comoros's needs for knowledge services (e.g., research, analysis, data, technical assistance)*	113	30	5.24	2.41

Finance for Development	N	DK	Mean	SD
7. How effectively does the World Bank Group help Comoros to mobilize finance for development from private sector sources? (1-Not effectively at all, 10-Very effectively)	99	45	4.57	2.19

WBG's SCD and CPF activities	N	DK	Mean	SD
8. How effectively does the World Bank Group's SCD and CPF activities support Comoros's efforts to manage crisis related risks? (1-Not effectively at all, 10-Very effectively)	45	99	5.67	2.01

9. When considering the World Bank Group's emphasis on risk preparedness and prevention, which of the following statements best describes recent WBG's activities? (Select only ONE response)	Percentage of Respondents (N=142)
The World Bank Group is providing less valuable support than in the past, to enhance the Comoros's ability to systematically identify and monitor risks by drawing on the best data, technology, and knowledge	16.9%
The World Bank Group is providing more valuable support than in the past, to enhance the Comoros's ability to systematically identify and monitor risks by drawing on the best data, technology, and knowledge	27.5%
The World Bank Group's approach and work related to systematically identifying and monitoring risks in Comoros has remained constant	15.5%
Don't know	40.1%

D. The World Bank Group's Knowledge Work and Activities

1. How frequently do you consult World Bank Group's knowledge work and activities in the work you do?	Percentage of Respondents (N=144)
Weekly	6.9%
Monthly	13.9%
A few times a year	43.8%
Rarely	25.0%
Never	10.4%

**D. The World Bank Group's Knowledge Work and Activities (continued)**

In Comoros, to what extent do you believe that the World Bank Group's knowledge work and activities: (1-To no degree at all, 10-To a very significant degree)	Degree			
	N	DK	Mean	SD
2. Are timely	103	40	5.97	2.10
3. Include appropriate level of stakeholder involvement during preparation	99	44	5.11	2.28
4. Lead to practical solutions	101	41	5.21	2.15
5. Are accessible (well written and easy to understand)	104	39	5.77	2.42
6. Are source of relevant information on global good practices	98	46	6.19	2.27
7. Are adequately disseminated	105	33	4.87	2.52
8. Are translated enough into local language	103	36	3.57	2.64
9. Are adaptable to Comoros's specific development challenges and country circumstances*	106	37	5.52	2.20
Overall Evaluations				
10. Overall, how significant a contribution do you believe the World Bank Group's knowledge work and activities make to development results in your country?*	114	28	6.33	2.24
(1-Not significant at all, 10-Very significant)				
11. Overall, how would you rate the technical quality of the World Bank Group's knowledge work and activities?*	116	28	5.97	2.11
(1-Very low technical quality, 10-Very high technical quality)				

E. Working with the World Bank Group

1. When working with the World Bank Group on programs, projects and other activities, do you believe that the team ... ? (Select only ONE response)	Percentage of Respondents (N=143)			
Almost never has the right skills mix to tackle the challenges of fragility	2.8%			
Rarely has the right skills mix to tackle the challenges of fragility	8.4%			
Sometimes has the right skills mix to tackle the challenges of fragility	25.2%			
Almost always has the right skills mix to tackle the challenges of fragility	19.6%			
Don't know	21.7%			
Prefer not to answer	22.4%			
To what extent do you agree/disagree with the following statements? (1-Strongly disagree, 10-Strongly agree)	Level of Agreement			
	N	DK	Mean	SD
2. The World Bank Group disburses funds promptly	99	42	4.45	2.34
3. The World Bank Group effectively monitors and evaluates the projects and programs it supports	111	33	6.63	2.36
4. The World Bank Group's approvals and reviews are done in a timely fashion	98	46	5.66	2.27
5. The World Bank Group's "Safeguard Policy" requirements are reasonable	80	64	5.59	2.14
6. The World Bank Group's conditions on its lending are reasonable	80	60	5.19	2.26
7. The World Bank Group takes decisions quickly in Comoros*	94	48	4.97	2.29
8. Working with the World Bank Group increases Comoros's institutional capacity	114	30	6.06	2.48
9. Where country systems (e.g., procurement, financial management, etc.) are adequate, the World Bank Group makes appropriate use of them*	89	55	5.87	2.45
WBG Staff Level				
10. To what extent do you believe the World Bank Group is adequately staffed in Comoros? (1-To no degree at all, 10-To a very significant degree)	96	47	4.43	2.15

**E. Working with the World Bank Group (continued)**

Donor Support to Refugees	N	DK	Mean	SD
11. To what extent do you believe that the donor community is doing enough to support the government's efforts related to refugees in Comoros? (1-To no degree at all, 10-To a very significant degree)	58	86	4.34	2.47

12. In which of the following areas do you believe the World Bank Group should provide most of its resources when it comes to providing support to the refugee crisis in Comoros? (Choose no more than TWO)	Percentage of Respondents (Responses Combined; N=140)
Jobs	30.0%
Don't know	28.6%
Supporting poor and marginalized local communities	24.3%
Education	22.1%
Health	20.7%
Energy	7.1%
Business development	7.1%
Social cohesion	7.1%
Public services	7.1%
Governance	6.4%
Infrastructure	3.6%
Other	3.6%
Macro issues (fiscal accounts, balance of payments, etc.)	2.9%

13. Please rate how you feel when you think about the impact of the refugees in regards to....	A very negative impact	A somewhat negative impact	A somewhat positive impact	A very positive impact	No impact at all
Comoros's economy (N=110)	21.8%	17.3%	13.6%	5.5%	41.8%
Social cohesion (N=102)	14.7%	23.5%	14.7%	6.9%	40.2%
National security (N=105)	17.1%	27.6%	10.5%	9.5%	35.2%
Public service delivery (N=104)	11.5%	23.1%	13.5%	3.8%	48.1%
Comoros's poor and marginalized (N=109)	27.5%	14.7%	9.2%	2.8%	45.9%

**F. The Future Role of the World Bank Group in Comoros**

1. Which of the following SHOULD the World Bank Group do to make itself of greater value in Comoros? (Choose no more than TWO)	Percentage of Respondents (Responses Combined; N=142)
Work more with private sector	34.5%
Work more with civil society and beneficiary representatives	26.1%
Offer more innovative knowledge services	17.6%
Increase the level of capacity development in the country	17.6%
Leverage the private sector more (i.e., mobilize private sector development)	16.2%
Reduce the complexity of obtaining World Bank Group financing	15.5%
Increase the level of World Bank Group staffing in Comoros's office	12.7%
Collaborate more effectively with Government clients (e.g., national, state, local)	9.9%
Improve the quality of its experts as related to Comoros's specific challenges	9.2%
Offer more innovative financial products	7.7%
Ensure greater selectivity in its work	7.7%
Provide more adequate data/knowledge/statistics/figures on Comoros's economy	7.0%
Collaborate more effectively with organizations such as bilaterals, multilaterals, trust funds, UN agencies	5.6%
Help to bring discipline/effective supervision to implementation of World Bank Group projects	4.2%
Work faster	3.5%
Other	2.1%
Improve the competitiveness of its financing compared to markets (e.g., cost, timeliness, other terms)	1.4%

2. When considering the combination of services that the World Bank Group offers in Comoros, and taking into account its limited level of resources, which ONE of the following do you believe the World Bank Group should offer more of in Comoros? (Select only ONE response)	Percentage of Respondents (N=140)
Financial services	29.3%
Knowledge products	29.3%
The combination is appropriate for Comoros	22.1%
Don't know	10.0%
Convening services	7.1%
None of the above	2.1%

3. What should the World Bank Group do to improve collaboration with the UN in the field? (Choose no more than THREE)	Percentage of Respondents (Responses Combined; N=144)
Develop joint or complementary projects with the UN, leveraging each organization's comparative advantages	61.8%
Organize more joint meetings and missions with the UN	52.1%
Collaborate on analysis, assessments and planning, including on rapid assessments on emerging crisis and changing circumstances when both institutions are engaged	47.9%
Develop guidelines, framework and tools to facilitate operational cooperation and cross-financing	46.5%
Share more information about the World Bank Group's activities, products, and knowledge	36.8%
Involve UN experts to a greater degree in World Bank Group activities	22.9%
Other	2.8%

**F. The Future Role of the World Bank Group in Comoros (continued)**

4A. Which THREE areas below would benefit most from the World Bank Group playing a leading role among international partners in Comoros? (Choose no more than THREE)	Percentage of Respondents (Responses Combined; N=144)
Access to energy (i.e., renewables)	36.1%
Public financial management	34.0%
Transparency and anti-corruption	27.1%
Jobs	25.7%
Access to finance	22.9%
Access to basic services (e.g., health, education)	22.2%
Promoting investment	18.1%
Support domestic resource mobilization	17.4%
Capacity of state institutions	16.7%
Social cohesion	12.5%
Access to justice systems	12.5%
Crisis response	9.7%
Social safety nets	9.7%
Stimulating dialogue to promote peace and stability	8.3%
Food security	7.6%
Crisis preparedness	4.2%
Improving livelihoods	4.2%
Conflict resolution mechanisms	2.1%
Reducing gender based violence	1.4%
Security mechanisms	1.4%

4B. Which THREE areas below would benefit most from other donors in Comoros? (Choose no more than THREE)	Percentage of Respondents (Responses Combined; N=143)
Access to basic services (e.g., health, education)	40.6%
Access to energy (i.e., renewables)	26.6%
Access to finance	21.0%
Jobs	19.6%
Promoting investment	17.5%
Transparency and anti-corruption	16.8%
Support domestic resource mobilization	16.1%
Access to justice systems	15.4%
Capacity of state institutions	15.4%
Public financial management	14.7%
Food security	14.0%
Social cohesion	11.2%
Reducing gender based violence	10.5%
Crisis preparedness	10.5%
Social safety nets	9.8%
Stimulating dialogue to promote peace and stability	9.1%
Crisis response	7.7%
Security mechanisms	5.6%
Improving livelihoods	5.6%
Conflict resolution mechanisms	4.9%

**F. The Future Role of the World Bank Group in Comoros (continued)**

5. To what degree does the World Bank Group support with its resources (financial, technical, knowledge and convening power)? (1-To no degree at all, 10-To a very significant degree)	Degree				
	N	DK	PNA ¹⁸	Mean	SD
1. Social cohesion	58	42	41	5.72	2.18
2. Public financial management	80	28	34	6.10	2.21
3. Reducing gender based violence	65	36	41	5.45	2.46
4. Access to energy (i.e., renewables)	82	29	32	6.26	2.35
5. Crisis preparedness	62	40	36	5.47	2.51
6. Crisis response	61	39	41	5.41	2.43
7. Access to justice systems	68	37	37	5.46	2.46
8. Access to finance	72	32	38	5.79	2.37
9. Security mechanisms	53	42	42	5.72	1.83
10. Conflict resolution mechanisms	57	45	40	5.91	2.03
11. Support domestic resource mobilization	69	35	37	6.12	2.12
12. Access to basic services (e.g., health, education)	84	29	30	6.70	2.06
13. Capacity of state institutions	71	38	33	6.66	2.12
14. Transparency and anti-corruption	69	37	36	6.32	2.37
15. Jobs	74	36	31	6.03	2.46
16. Improving livelihoods	69	39	35	5.65	2.25
17. Food security	71	39	32	5.83	2.17
18. Social safety nets	69	39	31	6.39	2.07
19. Promoting investment	71	42	29	6.27	2.27
20. Stimulating dialogue to promote peace and stability	66	41	36	6.65	2.20

G. Communication and Information Sharing

1. How frequently do you interact with the World Bank Group now in Comoros?	Percentage of Respondents (N=144)
Never	19.4%
Less than once a year	20.8%
Once a year to a few times a year	35.4%
Less than once a month	8.3%
At least once a month	11.8%
At least once a week	4.2%

2. How much face-to-face access would you like to have with the World Bank Group in Comoros (i.e., discussions, meetings, conferences, workshops, training, etc.)? (Select only ONE response)	Percentage of Respondents (N=142)
I prefer more frequent interactions with the World Bank Group	63.4%
I prefer the frequency of my interactions with the World Bank Group to be just about the same as they are currently	13.4%
I prefer less frequent interactions with the World Bank Group	4.9%
I prefer to have no face to face interactions with the World Bank Group	2.1%
Prefer not to answer	16.2%

¹⁸ "Prefer not to answer" response option

**G. Communication and Information Sharing (continued)**

3. How do you get most of your information about economic and social development issues in Comoros? (Choose no more than TWO)	Percentage of Respondents (Responses Combined; N=143)
Internet	49.7%
Local newspapers	44.8%
Social media (e.g., blogs, Facebook, Twitter, YouTube, Flickr)	25.9%
Local radio	15.4%
Local television	12.6%
International newspapers	11.2%
Periodicals	9.1%
Other	9.1%
International radio	6.3%
International television	6.3%

4. How would you prefer to receive information from the World Bank Group? (Choose no more than TWO)	Percentage of Respondents (Responses Combined; N=144)
World Bank Group's seminars/workshops/conferences	43.1%
World Bank Group's publications and other written materials	38.2%
e-Newsletters	36.8%
Direct contact with World Bank Group (i.e., face to face meetings/discussions)	36.8%
Social media (e.g., blogs, Facebook, Twitter, YouTube, Flickr)	18.1%
World Bank Group's website	13.9%
Mobile phones	2.8%
Other	1.4%

5. Are you aware of the World Bank Group's Access to Information Policies under which the World Bank Group discloses any information in its possession that is not on a list of exceptions?	Percentage of Respondents (N=142)
Yes	26.1%
No	73.9%

6. Do you have reliable access to the Internet?	Percentage of Respondents (N=144)
Yes	91.7%
No	8.3%

7. Do you use/have you used the World Bank Group website?	Percentage of Respondents (N=142)
Yes	38.7%
No	61.3%

8. Do you currently consult the World Bank Group social media sites (e.g., blogs, Facebook, Twitter, YouTube, and Flickr)?	Percentage of Respondents (N=143)
Yes	21.7%
No	78.3%

9. Which Internet connection do you use primarily when visiting a World Bank Group website?	Percentage of Respondents (N=133)
High speed/WiFi	94.0%
Dial-up	6.0%

**G. Communication and Information Sharing (continued)**

10. How frequently do you consult the World Bank Group's website and/or social media channels (e.g., blogs, Facebook, Twitter, YouTube, Flickr) for information/knowledge that you can use in your work?	Percentage of Respondents (N=142)
Weekly	17.6%
Monthly	10.6%
A few times a year	26.1%
Rarely	22.5%
Never	23.2%

Please rate how much you agree with the following statements. (1-Strongly disagree, 10-Strongly agree)	Level of Agreement			
	N	DK	Mean	SD
11. I find the World Bank Group's websites easy to navigate.	74	68	6.16	2.42
12. I find the information on the World Bank Group's websites useful.	77	66	6.70	2.27
13. The World Bank Group's social media channels (e.g., blogs, Facebook, Twitter, YouTube, Flickr) are valuable sources of information about the institution	68	76	6.63	2.27

H. Background Information

1. Which of the following best describes your current position? (Select only ONE response)	Percentage of Respondents (N=144)
Employee of a Ministry, Ministerial Department or Implementation Agency	13.2%
Private Sector Organization	11.1%
NGO/Community Based Organization	11.1%
Academia/Research Institute/Think Tank	10.4%
PMU overseeing implementation of project/Consultant/Contractor working on World Bank Group supported project	6.9%
Bilateral/Multilateral Agency	6.9%
Media	6.3%
Office of Minister	5.6%
Local Government Office or Staff	4.9%
Other	4.9%
Office of Parliamentarian	4.2%
Financial Sector/Private Bank	4.2%
Independent Government Institution	4.2%
Office of the President, Prime Minister	2.1%
Private Foundation	1.4%
Trade Union	1.4%
Judiciary Branch	1.4%
Faith-Based Group	0.0%
Youth Group	0.0%

**H. Background Information (continued)**

2. Please identify the primary specialization of your work. (Select only ONE response)	Percentage of Respondents (N=142)
Other	19.7%
Education	17.6%
Finance and markets	11.3%
Macroeconomics and fiscal management	8.5%
Generalist (specialized in multiple sectors)	8.5%
Governance	7.7%
Transport and ICT	4.9%
Public-private partnerships	3.5%
Health, nutrition, and population	3.5%
Agriculture	3.5%
Energy and extractives	2.8%
Trade and competitiveness	2.1%
Jobs	2.1%
Environment and natural resources	1.4%
Urban, rural, and social development	1.4%
Water	0.7%
Social protection and labor	0.7%
Fragility, conflict and violence	0.0%
Gender	0.0%
Poverty	0.0%
Climate change	0.0%

3. Currently, do you professionally collaborate/work with the World Bank Group (IDA, IFC, or MIGA) in your country? (Select only ONE response)	Percentage of Respondents (N=142)
Yes	37.3%
No	62.7%

4. Which of the following agencies of the World Bank Group do you primarily engage with in Comoros? (Select only ONE response)	Percentage of Respondents (N=80)
The World Bank (IDA)	68.8%
The International Finance Corporation (IFC)	3.8%
The Multilateral Investment Guarantee Agency (MIGA)	3.8%
Other (please specify)	23.8%

5. Do your projects involve both the World Bank and the IFC?	Percentage of Respondents (N=144)
Yes	18.1%
No	81.9%

6. If yes, what was your view of how the two institutions work together in Comoros? (Select only ONE response)	Percentage of Respondents (N=26)
The two institutions work well together	26.9%
The way the two institutions work together needs improvement	34.6%
The two institutions do not work well together	0.0%
Don't know	38.5%

**H. Background Information (continued)**

7. Which of the following describes most of your exposure to the World Bank Group in Comoros? (Choose no more than TWO)	Percentage of Respondents (Responses Combined; N=134)
Use World Bank Group reports/data	41.0%
Observer (i.e., follow in media, discuss in informal conversations, etc.)	36.6%
Collaborate as part of my professional duties	36.6%
Engage in World Bank Group related/sponsored events/activities	26.9%
Use World Bank Group website for information, data, research, etc.	20.9%

8. What's your gender?	Percentage of Respondents (N=144)
Female	14.6%
Male	85.4%

9. What's your age?	Percentage of Respondents (N=144)
25 and under	0.0%
26-35	9.7%
36-45	32.6%
46-55	30.6%
56 and above	27.1%

10. Which best represents your geographic location?	Percentage of Respondents (N=144)
Moroni	58.3%
Anjouan	16.7%
Other Grande Comore	12.5%
Moheli	12.5%

Appendix B: Responses to All Questions by Stakeholder Groups¹⁹

- Office of the President/Prime Minister/Minister N=11 ● Employee of a Ministry N=19 ● PMU/Consultant on WBG Project N=10
- Local Government N=7 ● Bilateral/Multilateral Agency N=10 ● Private Sector N=22 ● CSO N=20 ● Media N=9 ● Academia N=15 ● Other N=21

A. General Issues facing Comoros

In general, would you say that Comoros is headed in ... ?

Percentage of Respondents	Office of President/Prime Minister/Minister	Employee of a Ministry	PMU/Consultant on WBG Project	Local Govt.	Bilateral/Multilateral Agency	Private Sector	CSO	Media	Academia	Other
The right direction	63.6%	26.3%	40.0%	57.1%	40.0%	18.2%	15.0%	11.1%	26.7%	38.1%
The wrong direction	18.2%	15.8%	10.0%	14.3%	20.0%	22.7%	30.0%	33.3%	6.7%	28.6%
Not sure	18.2%	57.9%	50.0%	28.6%	40.0%	59.1%	55.0%	55.6%	66.7%	33.3%

¹⁹All 144 respondents provided their current position.

A. General Issues Facing Comoros (continued)

Listed below are a number of development priorities in Comoros. Please identify which of the following you consider the most important development priorities in Comoros. (Choose no more than THREE)

Percentage of Respondents (Responses combined)	Office of President/Prime Minister/Minister	Employee of a Ministry	PMU/ Consultant on WBG Project	Local Govt.	Bilateral/ Multilateral Agency	Private Sector	CSO	Media	Academia	Other
Health*	70.0%	55.6%	70.0%	100.0%	70.0%	31.8%	31.6%	33.3%	53.3%	55.0%
Access to finance	20.0%	16.7%	10.0%	28.6%	0.0%	13.6%	0.0%	0.0%	6.7%	0.0%
Gender based violence	0.0%	0.0%	0.0%	0.0%	0.0%	4.5%	0.0%	0.0%	0.0%	0.0%
Social protection*	0.0%	0.0%	0.0%	0.0%	0.0%	0.0%	15.8%	33.3%	0.0%	0.0%
Gender equity	0.0%	0.0%	0.0%	0.0%	0.0%	4.5%	0.0%	0.0%	0.0%	0.0%
Private sector development	20.0%	33.3%	20.0%	0.0%	20.0%	50.0%	10.5%	33.3%	13.3%	15.0%
Education	60.0%	27.8%	60.0%	71.4%	60.0%	27.3%	36.8%	33.3%	60.0%	30.0%
Peace/security/stabilization/reconstruction	10.0%	5.6%	0.0%	0.0%	0.0%	9.1%	21.1%	0.0%	13.3%	10.0%
Public sector governance/reform	0.0%	22.2%	30.0%	14.3%	40.0%	31.8%	31.6%	33.3%	20.0%	35.0%
Global/regional integration	0.0%	0.0%	0.0%	0.0%	0.0%	0.0%	0.0%	0.0%	0.0%	0.0%
Food security (nutrition)	0.0%	5.6%	0.0%	0.0%	10.0%	4.5%	0.0%	0.0%	0.0%	5.0%
Urban development	0.0%	0.0%	0.0%	0.0%	0.0%	9.1%	0.0%	0.0%	6.7%	0.0%
Energy	30.0%	22.2%	20.0%	0.0%	10.0%	18.2%	15.8%	33.3%	6.7%	10.0%
Water and sanitation	0.0%	0.0%	0.0%	0.0%	10.0%	13.6%	0.0%	0.0%	0.0%	15.0%
Regional conflict and tensions	0.0%	0.0%	0.0%	0.0%	0.0%	0.0%	0.0%	11.1%	0.0%	5.0%
Pollution	0.0%	0.0%	0.0%	0.0%	0.0%	0.0%	0.0%	0.0%	0.0%	0.0%
Job creation/employment	30.0%	22.2%	30.0%	42.9%	20.0%	13.6%	47.4%	0.0%	40.0%	10.0%
Information and communications technology	10.0%	0.0%	0.0%	0.0%	0.0%	9.1%	0.0%	11.1%	6.7%	0.0%
Tourism development	10.0%	11.1%	0.0%	0.0%	0.0%	4.5%	5.3%	0.0%	0.0%	15.0%
Foreign direct investment	0.0%	11.1%	0.0%	0.0%	10.0%	9.1%	0.0%	0.0%	6.7%	10.0%
Transport and infrastructure	0.0%	16.7%	30.0%	28.6%	20.0%	9.1%	5.3%	11.1%	20.0%	15.0%
Agriculture and rural development	10.0%	5.6%	10.0%	0.0%	0.0%	4.5%	15.8%	22.2%	6.7%	15.0%
Trade and exports	0.0%	0.0%	0.0%	0.0%	0.0%	0.0%	0.0%	11.1%	0.0%	5.0%
Crime and violence	0.0%	0.0%	0.0%	0.0%	0.0%	0.0%	0.0%	0.0%	0.0%	0.0%
Social cohesion	0.0%	5.6%	0.0%	0.0%	0.0%	0.0%	5.3%	0.0%	0.0%	0.0%
Natural resource management	10.0%	0.0%	0.0%	0.0%	0.0%	0.0%	0.0%	0.0%	0.0%	5.0%
Climate change	0.0%	5.6%	0.0%	0.0%	0.0%	4.5%	0.0%	0.0%	0.0%	0.0%
Poverty reduction	0.0%	5.6%	10.0%	0.0%	10.0%	4.5%	10.5%	11.1%	6.7%	0.0%
Transparency and anti-corruption	0.0%	11.1%	0.0%	0.0%	0.0%	4.5%	26.3%	11.1%	6.7%	20.0%
Judiciary reform	10.0%	5.6%	10.0%	14.3%	0.0%	9.1%	15.8%	0.0%	20.0%	10.0%
Economic growth	0.0%	5.6%	0.0%	0.0%	20.0%	9.1%	5.3%	0.0%	0.0%	5.0%
Local governance and institutions	0.0%	5.6%	0.0%	0.0%	0.0%	0.0%	0.0%	11.1%	0.0%	5.0%
Disaster risk management	0.0%	0.0%	0.0%	0.0%	0.0%	0.0%	0.0%	0.0%	0.0%	0.0%
Equality of opportunity	0.0%	0.0%	0.0%	0.0%	0.0%	0.0%	0.0%	0.0%	6.7%	0.0%

*Significantly different between stakeholder groups

A. General Issues Facing Comoros (continued)

Poverty reduction is a broad term that encompasses work in many different areas. Which **THREE** areas of development listed below do you believe would contribute most to reducing poverty in Comoros? (Choose no more than **THREE**)

Percentage of Respondents (Responses combined)	Office of President/Prime Minister/Minister	Employee of a Ministry	PMU/ Consultant on WBG Project	Local Govt.	Bilateral/ Multilateral Agency	Private Sector	CSO	Media	Academia	Other
Social cohesion	9.1%	0.0%	0.0%	14.3%	10.0%	9.5%	5.0%	0.0%	0.0%	9.5%
Energy	36.4%	31.6%	40.0%	28.6%	10.0%	19.0%	5.0%	33.3%	33.3%	23.8%
Transparency and anti-corruption	18.2%	21.1%	40.0%	0.0%	0.0%	9.5%	30.0%	44.4%	26.7%	33.3%
Economic growth	27.3%	15.8%	20.0%	42.9%	40.0%	4.8%	10.0%	22.2%	20.0%	14.3%
Disaster risk management	0.0%	0.0%	0.0%	0.0%	0.0%	0.0%	0.0%	0.0%	0.0%	4.8%
Equality of opportunity	9.1%	0.0%	0.0%	0.0%	0.0%	0.0%	5.0%	11.1%	0.0%	0.0%
Tourism development	18.2%	31.6%	40.0%	28.6%	10.0%	23.8%	25.0%	22.2%	6.7%	19.0%
Local governance and institutions	0.0%	0.0%	0.0%	14.3%	0.0%	0.0%	5.0%	0.0%	0.0%	4.8%
Information and communications technology	9.1%	0.0%	0.0%	0.0%	0.0%	4.8%	0.0%	11.1%	6.7%	0.0%
Social protection	9.1%	5.3%	10.0%	0.0%	10.0%	4.8%	10.0%	33.3%	13.3%	14.3%
Agriculture and rural development	27.3%	36.8%	30.0%	28.6%	40.0%	47.6%	35.0%	11.1%	20.0%	28.6%
Trade and exports	0.0%	5.3%	0.0%	0.0%	0.0%	4.8%	5.0%	0.0%	0.0%	4.8%
Crime and violence	0.0%	0.0%	0.0%	0.0%	0.0%	0.0%	0.0%	0.0%	0.0%	0.0%
Climate change	0.0%	5.3%	0.0%	0.0%	0.0%	4.8%	0.0%	0.0%	0.0%	4.8%
Transport and infrastructure	0.0%	15.8%	0.0%	14.3%	20.0%	14.3%	30.0%	11.1%	13.3%	9.5%
Judiciary reform	0.0%	0.0%	20.0%	0.0%	0.0%	9.5%	10.0%	0.0%	13.3%	4.8%
Foreign direct investment	9.1%	5.3%	0.0%	0.0%	20.0%	19.0%	10.0%	0.0%	6.7%	4.8%
Regional conflict and tensions	0.0%	0.0%	0.0%	0.0%	0.0%	0.0%	0.0%	0.0%	0.0%	0.0%
Urban development	0.0%	0.0%	0.0%	0.0%	0.0%	4.8%	5.0%	0.0%	0.0%	0.0%
Natural resource management	9.1%	5.3%	0.0%	0.0%	0.0%	0.0%	5.0%	22.2%	0.0%	4.8%
Water and sanitation	0.0%	0.0%	0.0%	14.3%	0.0%	4.8%	5.0%	0.0%	0.0%	9.5%
Pollution	9.1%	0.0%	0.0%	0.0%	0.0%	0.0%	0.0%	0.0%	0.0%	0.0%
Job creation/employment	18.2%	63.2%	50.0%	14.3%	40.0%	28.6%	45.0%	33.3%	53.3%	42.9%
Health	18.2%	15.8%	20.0%	0.0%	20.0%	14.3%	10.0%	0.0%	6.7%	4.8%
Peace/security/stabilization/reconstruction	0.0%	5.3%	0.0%	28.6%	10.0%	4.8%	5.0%	0.0%	6.7%	4.8%
Access to finance	27.3%	5.3%	0.0%	14.3%	0.0%	9.5%	10.0%	11.1%	6.7%	19.0%
Public sector governance/reform	0.0%	5.3%	10.0%	14.3%	10.0%	23.8%	5.0%	0.0%	13.3%	4.8%
Gender equity	0.0%	0.0%	0.0%	0.0%	0.0%	0.0%	0.0%	11.1%	0.0%	0.0%
Private sector development	18.2%	5.3%	10.0%	0.0%	30.0%	19.0%	10.0%	11.1%	13.3%	9.5%
Education	27.3%	15.8%	0.0%	28.6%	30.0%	9.5%	15.0%	11.1%	33.3%	19.0%
Global/regional integration	0.0%	5.3%	0.0%	0.0%	0.0%	0.0%	0.0%	0.0%	0.0%	0.0%
Food security (nutrition)	0.0%	0.0%	10.0%	14.3%	0.0%	4.8%	0.0%	0.0%	6.7%	0.0%
Gender based violence	0.0%	0.0%	0.0%	0.0%	0.0%	0.0%	0.0%	0.0%	0.0%	0.0%

A. General Issues Facing Comoros (continued)

The World Bank Group's "Shared Prosperity" goal captures two key elements, economic growth and equity. It will seek to foster income growth among the bottom 40 percent of a country's population. Improvement in the Shared Prosperity Indicator requires growth and well-being of the less well-off. When thinking about the idea of "shared prosperity" in your country, which of the following TWO best illustrate how this would be achieved in Comoros? (Choose no more than TWO)

Percentage of Respondents (Responses combined)	Office of President/Prime Minister/Minister	Employee of a Ministry	PMU/ Consultant on WBG Project	Local Govt.	Bilateral/ Multilateral Agency	Private Sector	CSO	Media	Academia	Other
Better opportunity for the poor who live in rural areas	9.1%	26.3%	20.0%	14.3%	50.0%	10.0%	31.6%	11.1%	6.7%	23.8%
Better opportunity for the poor who live in urban areas*	0.0%	0.0%	0.0%	0.0%	0.0%	0.0%	5.3%	22.2%	0.0%	0.0%
Consistent economic growth	45.5%	47.4%	40.0%	42.9%	30.0%	35.0%	26.3%	11.1%	46.7%	23.8%
More reliable social safety net	0.0%	21.1%	0.0%	0.0%	0.0%	5.0%	15.8%	11.1%	6.7%	14.3%
Better access to energy (including renewables)*	27.3%	5.3%	10.0%	0.0%	10.0%	5.0%	0.0%	22.2%	26.7%	0.0%
Greater access to micro-finance for the poor	27.3%	10.5%	40.0%	0.0%	0.0%	25.0%	10.5%	22.2%	13.3%	33.3%
Greater voice and participation for citizens to help ensure greater accountability	9.1%	0.0%	10.0%	0.0%	10.0%	0.0%	0.0%	0.0%	0.0%	0.0%
Education and training that better ensure job opportunity	9.1%	21.1%	20.0%	42.9%	50.0%	45.0%	52.6%	44.4%	53.3%	19.0%
Better quality public services	0.0%	5.3%	20.0%	14.3%	10.0%	5.0%	15.8%	0.0%	13.3%	0.0%
Better employment opportunities for young people	45.5%	26.3%	20.0%	28.6%	0.0%	20.0%	0.0%	11.1%	13.3%	28.6%
Better employment opportunities for women	0.0%	0.0%	0.0%	0.0%	0.0%	5.0%	0.0%	11.1%	0.0%	4.8%
Greater access to health and nutrition for citizens	0.0%	10.5%	0.0%	42.9%	20.0%	20.0%	10.5%	22.2%	6.7%	14.3%
Better entrepreneurial opportunities	18.2%	26.3%	20.0%	0.0%	20.0%	20.0%	31.6%	11.1%	13.3%	33.3%
A growing middle class	9.1%	0.0%	0.0%	0.0%	0.0%	5.0%	0.0%	0.0%	0.0%	4.8%
Other	0.0%	0.0%	0.0%	0.0%	0.0%	0.0%	0.0%	0.0%	0.0%	0.0%

*Significantly different between stakeholder groups

A. General Issues Facing Comoros (continued)

When considering the characteristics of a fragile state, please identify which of the following best illustrate fragility in Comoros. (Choose no more than TWO)

Percentage of Respondents (Responses combined)	Office of President/Prime Minister/Minister	Employee of a Ministry	PMU/ Consultant on WBG Project	Local Govt.	Bilateral/ Multilateral Agency	Private Sector	CSO	Media	Academia	Other
None. I do not consider Comoros a fragile state.*	0.0%	5.3%	0.0%	28.6%	0.0%	0.0%	0.0%	0.0%	0.0%	4.8%
Policy inconsistency	63.6%	26.3%	60.0%	42.9%	30.0%	54.5%	52.6%	44.4%	46.7%	42.9%
Weak social cohesion	9.1%	5.3%	0.0%	28.6%	20.0%	4.5%	10.5%	22.2%	13.3%	9.5%
Weak institutional capacity	9.1%	15.8%	40.0%	14.3%	50.0%	27.3%	21.1%	11.1%	20.0%	23.8%
Food insecurity	9.1%	15.8%	30.0%	14.3%	0.0%	13.6%	5.3%	11.1%	13.3%	9.5%
High levels of corruption	54.5%	47.4%	30.0%	42.9%	30.0%	54.5%	52.6%	66.7%	46.7%	66.7%
Weak accountability	9.1%	10.5%	0.0%	0.0%	20.0%	4.5%	10.5%	22.2%	6.7%	0.0%
Lack of security	0.0%	0.0%	0.0%	0.0%	0.0%	0.0%	0.0%	0.0%	6.7%	0.0%
Political uncertainty	9.1%	42.1%	30.0%	0.0%	0.0%	13.6%	31.6%	11.1%	13.3%	19.0%
Lack of access to development finance	36.4%	21.1%	10.0%	14.3%	30.0%	22.7%	15.8%	11.1%	33.3%	23.8%
Other	0.0%	0.0%	0.0%	14.3%	10.0%	4.5%	0.0%	0.0%	0.0%	0.0%

*Significantly different between stakeholder groups

B. Overall Attitudes toward the World Bank Group

	Which of the following best describes your current position?																							
	Office of President/ Prime Minister/ Minister			Employee of a Ministry			PMU/ Consultant on WBG Project			Local Govt.			Bilateral/ Multilateral Agency			Private Sector			CSO			Media		
	N	Mean	SD	N	Mean	SD	N	Mean	SD	N	Mean	SD	N	Mean	SD	N	Mean	SD	N	Mean	SD	N	Mean	SD
How familiar are you with the work of the World Bank Group in Comoros?	11	6.27	2.97	19	5.05	2.55	10	6.00	1.89	7	5.00	2.31	10	5.90	1.66	22	4.91	1.69	20	4.45	2.28	9	5.78	2.28

(1-Not familiar at all, 10-Extremely familiar)

	Which of the following best describes your current position?																							
	Office of President/ Prime Minister/ Minister			Employee of a Ministry			PMU/ Consultant on WBG Project			Local Govt.			Bilateral/ Multilateral Agency			Private Sector			CSO			Media		
	N	Mean	SD	N	Mean	SD	N	Mean	SD	N	Mean	SD	N	Mean	SD	N	Mean	SD	N	Mean	SD	N	Mean	SD
Overall, please rate your impression of the World Bank Group's effectiveness in Comoros.	11	6.64	2.87	17	6.24	2.41	8	5.75	1.49	5	7.40	1.14	9	6.78	1.64	21	5.10	2.26	16	5.13	2.25	9	6.22	2.73

(1-Not effective at all, 10-Very effective)

	Which of the following best describes your current position?																							
	Office of President/ Prime Minister/ Minister			Employee of a Ministry			PMU/ Consultant on WBG Project			Local Govt.			Bilateral/ Multilateral Agency			Private Sector			CSO			Media		
	N	Mean	SD	N	Mean	SD	N	Mean	SD	N	Mean	SD	N	Mean	SD	N	Mean	SD	N	Mean	SD	N	Mean	SD
To what extent do you believe the World Bank Group's staff is well prepared to help Comoros solve its most complicated development challenges?	10	6.60	2.37	15	6.67	2.61	7	6.29	2.21	5	6.00	1.41	10	6.80	1.55	18	4.94	2.21	16	5.06	2.46	9	6.33	2.69

(1-To no degree at all, 10-To a very significant degree)

B. Overall Attitudes toward the World Bank Group (continued)

When thinking about how the World Bank Group can have the most impact on development results in Comoros, in which sectors do you believe the World Bank Group should focus most of its resources (financial and knowledge services) in Comoros? (Choose no more than THREE)

Percentage of Respondents (Responses combined)	Office of President/Prime Minister/Minister	Employee of a Ministry	PMU/ Consultant on WBG Project	Local Govt.	Bilateral/ Multilateral Agency	Private Sector	CSO	Media	Academia	Other
Food security (nutrition)	9.1%	5.3%	20.0%	28.6%	10.0%	9.1%	5.0%	0.0%	13.3%	4.8%
Urban development	0.0%	5.3%	0.0%	0.0%	0.0%	4.5%	15.0%	11.1%	6.7%	0.0%
Gender based violence	0.0%	0.0%	0.0%	0.0%	0.0%	4.5%	0.0%	0.0%	0.0%	0.0%
Energy	45.5%	31.6%	30.0%	0.0%	30.0%	31.8%	0.0%	11.1%	26.7%	19.0%
Water and sanitation	0.0%	5.3%	10.0%	14.3%	0.0%	13.6%	10.0%	0.0%	13.3%	9.5%
Pollution	0.0%	0.0%	0.0%	0.0%	0.0%	0.0%	0.0%	0.0%	6.7%	0.0%
Job creation/employment	63.6%	21.1%	30.0%	28.6%	60.0%	22.7%	30.0%	44.4%	46.7%	47.6%
Health	36.4%	21.1%	30.0%	28.6%	30.0%	27.3%	5.0%	11.1%	13.3%	23.8%
Regional conflict and tensions	0.0%	0.0%	0.0%	0.0%	0.0%	0.0%	0.0%	0.0%	0.0%	0.0%
Access to finance*	27.3%	0.0%	10.0%	14.3%	0.0%	27.3%	5.0%	0.0%	6.7%	4.8%
Social protection	0.0%	0.0%	0.0%	0.0%	10.0%	0.0%	0.0%	11.1%	6.7%	9.5%
Gender equity	0.0%	0.0%	0.0%	0.0%	10.0%	4.5%	5.0%	11.1%	0.0%	0.0%
Private sector development	18.2%	21.1%	20.0%	0.0%	30.0%	45.5%	25.0%	22.2%	0.0%	28.6%
Education*	27.3%	21.1%	0.0%	28.6%	10.0%	13.6%	20.0%	0.0%	53.3%	9.5%
Public sector governance/reform	0.0%	26.3%	20.0%	28.6%	30.0%	9.1%	20.0%	11.1%	0.0%	28.6%
Peace/security/stabilization/reconstruction	0.0%	5.3%	0.0%	0.0%	0.0%	0.0%	5.0%	0.0%	6.7%	4.8%
Global/regional integration	0.0%	5.3%	0.0%	0.0%	0.0%	0.0%	0.0%	0.0%	0.0%	0.0%
Climate change	0.0%	5.3%	0.0%	0.0%	0.0%	0.0%	5.0%	11.1%	6.7%	0.0%
Poverty reduction	9.1%	21.1%	30.0%	14.3%	10.0%	4.5%	20.0%	22.2%	6.7%	14.3%
Transparency and anti-corruption	9.1%	5.3%	20.0%	14.3%	0.0%	13.6%	15.0%	11.1%	13.3%	14.3%
Judiciary reform	0.0%	15.8%	30.0%	14.3%	0.0%	4.5%	10.0%	11.1%	20.0%	19.0%
Economic growth	0.0%	21.1%	0.0%	14.3%	30.0%	4.5%	25.0%	0.0%	13.3%	9.5%
Disaster risk management	0.0%	5.3%	0.0%	0.0%	0.0%	0.0%	0.0%	0.0%	0.0%	0.0%
Equality of opportunity	0.0%	0.0%	0.0%	14.3%	0.0%	4.5%	0.0%	0.0%	0.0%	0.0%
Tourism development	9.1%	10.5%	10.0%	0.0%	0.0%	13.6%	15.0%	33.3%	0.0%	9.5%
Local governance and institutions	0.0%	10.5%	0.0%	14.3%	0.0%	9.1%	10.0%	0.0%	0.0%	4.8%
Information and communications technology	0.0%	5.3%	0.0%	14.3%	10.0%	4.5%	0.0%	22.2%	0.0%	0.0%
Transport and infrastructure	9.1%	15.8%	10.0%	14.3%	10.0%	9.1%	15.0%	11.1%	13.3%	14.3%
Agriculture and rural development	18.2%	15.8%	20.0%	0.0%	20.0%	18.2%	25.0%	33.3%	6.7%	9.5%
Trade and exports	0.0%	0.0%	0.0%	0.0%	0.0%	0.0%	5.0%	0.0%	0.0%	0.0%
Crime and violence	0.0%	0.0%	10.0%	0.0%	0.0%	0.0%	0.0%	0.0%	0.0%	0.0%
Natural resource management	18.2%	0.0%	0.0%	0.0%	0.0%	0.0%	5.0%	0.0%	0.0%	4.8%
Foreign direct investment	0.0%	5.3%	0.0%	0.0%	0.0%	0.0%	5.0%	0.0%	13.3%	9.5%
Social cohesion	0.0%	0.0%	0.0%	0.0%	0.0%	0.0%	0.0%	11.1%	0.0%	0.0%

*Significantly different between stakeholder groups

B. Overall Attitudes toward the World Bank Group (continued)

When thinking about the World Bank Group's role, which activity do you believe is of greatest VALUE and which activity is of second greatest value in Comoros?

Greatest Value Percentage of Respondents	Office of President/Prime Minister/Minister	Employee of a Ministry	PMU/ Consultant on WBG Project	Local Govt.	Bilateral/ Multilateral Agency	Private Sector	CSO	Media	Academia	Other
Bringing together different groups of stakeholders	0.0%	0.0%	11.1%	0.0%	0.0%	4.5%	0.0%	11.1%	0.0%	0.0%
Capacity development related to World Bank Group supported projects	54.5%	10.5%	11.1%	33.3%	10.0%	22.7%	30.0%	22.2%	26.7%	28.6%
Technical assistance*	0.0%	5.3%	0.0%	0.0%	0.0%	22.7%	30.0%	11.1%	0.0%	4.8%
Policy advice, studies, analyses	0.0%	21.1%	0.0%	0.0%	20.0%	9.1%	5.0%	11.1%	13.3%	4.8%
Financial resources	27.3%	31.6%	44.4%	16.7%	50.0%	18.2%	20.0%	33.3%	20.0%	19.0%
Data and statistics	0.0%	0.0%	0.0%	16.7%	10.0%	4.5%	0.0%	0.0%	0.0%	4.8%
Promoting knowledge sharing*	0.0%	0.0%	0.0%	0.0%	0.0%	0.0%	0.0%	0.0%	20.0%	0.0%
Implementation support	0.0%	5.3%	0.0%	0.0%	0.0%	4.5%	5.0%	0.0%	6.7%	0.0%
Mobilizing third party financial resources	9.1%	0.0%	11.1%	0.0%	0.0%	4.5%	0.0%	0.0%	6.7%	0.0%
Donor coordination	0.0%	0.0%	11.1%	0.0%	0.0%	4.5%	0.0%	0.0%	6.7%	9.5%
Strategy formulation	9.1%	26.3%	11.1%	33.3%	10.0%	0.0%	10.0%	11.1%	0.0%	28.6%
Other	0.0%	0.0%	0.0%	0.0%	0.0%	4.5%	0.0%	0.0%	0.0%	0.0%

*Significantly different between stakeholder groups

2 nd Greatest Value Percentage of Respondents	Office of President/Prime Minister/Minister	Employee of a Ministry	PMU/ Consultant on WBG Project	Local Govt.	Bilateral/ Multilateral Agency	Private Sector	CSO	Media	Academia	Other
Bringing together different groups of stakeholders	0.0%	0.0%	10.0%	0.0%	10.0%	0.0%	5.0%	0.0%	0.0%	0.0%
Capacity development related to World Bank Group supported projects	18.2%	5.3%	0.0%	0.0%	10.0%	4.8%	10.0%	11.1%	6.7%	14.3%
Technical assistance	0.0%	15.8%	10.0%	16.7%	20.0%	4.8%	5.0%	11.1%	6.7%	9.5%
Policy advice, studies, analyses	9.1%	10.5%	0.0%	16.7%	10.0%	4.8%	0.0%	11.1%	0.0%	23.8%
Financial resources	18.2%	10.5%	20.0%	0.0%	0.0%	4.8%	10.0%	0.0%	13.3%	14.3%
Data and statistics	0.0%	5.3%	20.0%	16.7%	10.0%	14.3%	10.0%	11.1%	0.0%	4.8%
Promoting knowledge sharing	0.0%	5.3%	0.0%	0.0%	0.0%	9.5%	0.0%	0.0%	6.7%	4.8%
Implementation support	9.1%	5.3%	0.0%	0.0%	30.0%	33.3%	20.0%	11.1%	26.7%	4.8%
Mobilizing third party financial resources	27.3%	26.3%	20.0%	0.0%	0.0%	14.3%	15.0%	22.2%	20.0%	14.3%
Donor coordination	9.1%	10.5%	10.0%	0.0%	0.0%	4.8%	5.0%	11.1%	6.7%	4.8%
Strategy formulation	9.1%	5.3%	10.0%	50.0%	10.0%	4.8%	15.0%	11.1%	13.3%	4.8%
Other	0.0%	0.0%	0.0%	0.0%	0.0%	0.0%	5.0%	0.0%	0.0%	0.0%

B. Overall Attitudes toward the World Bank Group (continued)

Which of the following do you identify as the World Bank Group's greatest WEAKNESSES in its work in Comoros? (Choose no more than TWO)

Percentage of Respondents (Responses combined)	Office of President/Prime Minister/Minister	Employee of a Ministry	PMU/ Consultant on WBG Project	Local Govt.	Bilateral/ Multilateral Agency	Private Sector	CSO	Media	Academia	Other
Not collaborating enough with private sector	27.3%	26.3%	20.0%	0.0%	10.0%	50.0%	26.3%	11.1%	26.7%	15.0%
Not adequately collaborating with organizations such as bilaterals, multilaterals, trust funds, UN agencies*	9.1%	0.0%	0.0%	14.3%	30.0%	0.0%	5.3%	0.0%	0.0%	0.0%
Not aligned with country priorities	18.2%	15.8%	10.0%	14.3%	0.0%	22.7%	0.0%	22.2%	6.7%	30.0%
Not adequately sensitive to political/social realities in Comoros*	63.6%	36.8%	10.0%	0.0%	0.0%	18.2%	21.1%	0.0%	40.0%	15.0%
Too influenced by developed countries	18.2%	5.3%	20.0%	28.6%	0.0%	9.1%	21.1%	33.3%	13.3%	25.0%
World Bank Group's processes too slow*	0.0%	0.0%	60.0%	14.3%	20.0%	27.3%	21.1%	33.3%	0.0%	25.0%
World Bank Group's processes too complex	0.0%	15.8%	10.0%	0.0%	10.0%	9.1%	5.3%	22.2%	13.3%	10.0%
Not exploring alternative policy options	0.0%	10.5%	10.0%	14.3%	20.0%	0.0%	5.3%	0.0%	6.7%	0.0%
Not sufficiently focused on results	0.0%	5.3%	10.0%	0.0%	0.0%	18.2%	5.3%	0.0%	13.3%	0.0%
Not in it for the long term	9.1%	0.0%	0.0%	0.0%	0.0%	9.1%	0.0%	0.0%	13.3%	5.0%
Its advice and strategies do not lend themselves to practical problem solving	0.0%	21.1%	0.0%	14.3%	10.0%	4.5%	0.0%	0.0%	26.7%	5.0%
Not collaborating enough with civil society	0.0%	5.3%	10.0%	42.9%	10.0%	4.5%	31.6%	33.3%	13.3%	15.0%
Not enough public disclosure of its work	9.1%	31.6%	20.0%	0.0%	20.0%	9.1%	31.6%	11.1%	13.3%	20.0%
Arrogant in its approach	9.1%	0.0%	0.0%	0.0%	0.0%	4.5%	0.0%	0.0%	0.0%	5.0%
The credibility of its knowledge/data	0.0%	0.0%	0.0%	0.0%	0.0%	0.0%	0.0%	0.0%	0.0%	0.0%
Not focused enough on issues that are unique to post-conflict countries	9.1%	0.0%	0.0%	14.3%	0.0%	0.0%	0.0%	0.0%	0.0%	5.0%
Inadequate number of World Bank Group staff members located in the country	0.0%	5.3%	20.0%	0.0%	30.0%	4.5%	5.3%	0.0%	0.0%	5.0%
Not willing to honestly criticize policies and reform efforts in the country	0.0%	5.3%	0.0%	14.3%	0.0%	4.5%	10.5%	33.3%	0.0%	15.0%
Staff too inaccessible	0.0%	0.0%	0.0%	0.0%	0.0%	0.0%	0.0%	0.0%	0.0%	0.0%
Other	0.0%	5.3%	0.0%	0.0%	10.0%	0.0%	0.0%	0.0%	0.0%	0.0%
Don't know	18.2%	5.3%	0.0%	14.3%	10.0%	4.5%	5.3%	0.0%	6.7%	5.0%

*Significantly different between stakeholder groups

To what extent do you believe that the World Bank Group's work and support help the poorest in Comoros? (Select only ONE response)

Percentage of Respondents	Office of President/Prime Minister/Minister	Employee of a Ministry	PMU/ Consultant on WBG Project	Local Govt.	Bilateral/ Multilateral Agency	Private Sector	CSO	Media	Academia	Other
To a fully sufficient degree	9.1%	0.0%	10.0%	0.0%	10.0%	4.5%	0.0%	0.0%	6.7%	0.0%
To a somewhat sufficient degree	45.5%	26.3%	40.0%	14.3%	40.0%	13.6%	20.0%	33.3%	26.7%	28.6%
To a somewhat insufficient degree	9.1%	36.8%	30.0%	28.6%	30.0%	36.4%	45.0%	44.4%	20.0%	23.8%
To a very insufficient degree	27.3%	31.6%	20.0%	14.3%	10.0%	36.4%	10.0%	11.1%	20.0%	28.6%
Don't know	9.1%	5.3%	0.0%	42.9%	10.0%	9.1%	25.0%	11.1%	26.7%	19.0%

B. Overall Attitudes toward the World Bank Group (continued)

How EFFECTIVE do you believe the following World Bank Group's instruments are in supporting the Comoros Government's efforts to reduce poverty?

(1-Not effective at all, 10-Very effective)

	Which of the following best describes your current position?																							
	Office of President/ Prime Minister/ Minister			Employee of a Ministry			PMU/ Consultant on WBG Project			Local Govt.			Bilateral/ Multilateral Agency			Private Sector			CSO			Media		
	N	Mean	SD	N	Mean	SD	N	Mean	SD	N	Mean	SD	N	Mean	SD	N	Mean	SD	N	Mean	SD	N	Mean	SD
Investment Project Financing (IPF)	9	5.11	2.892	13	4.38	2.36	6	7.50	2.51	4	6.50	2.08	7	5.86	1.95	19	5.21	2.02	7	5.14	2.12	6	5.50	2.59
Development Policy Financing (DPF)	8	4.50	1.773	13	4.92	2.25	5	6.80	1.79	4	5.75	1.71	7	6.57	1.72	12	5.00	2.09	5	5.40	2.41	5	6.00	2.12
Trust funds and grants	6	6.67	2.251	12	5.58	3.26	5	7.80	2.17	4	6.75	0.96	4	7.00	2.45	14	5.50	2.07	7	5.14	2.27	7	6.00	1.63
MIGA Guarantees	3	6.33	1.528	9	3.78	1.92	3	6.00	2.65	2	6.50	0.71	3	3.67	1.15	10	4.60	2.17	3	5.33	2.52	6	5.50	2.88
IFC Investment Services	5	6.00	2.345	11	3.73	1.95	4	7.25	2.22	2	6.00	0.00	5	4.80	1.92	14	5.21	2.08	4	6.25	2.99	5	5.00	2.00
IFC Advisory Services	5	6.00	2.000	11	3.82	2.04	4	6.25	2.63	2	6.50	0.71	4	5.00	2.16	12	5.17	2.17	5	6.60	2.07	6	5.67	2.16

In addition to the regular relations with the national government, which TWO of the following groups should the World Bank Group collaborate with more in your country? (Choose no more than TWO)

Percentage of Respondents (Responses combined)	Office of President/Prime Minister/Minister	Employee of a Ministry	PMU/ Consultant on WBG Project	Local Govt.	Bilateral/ Multilateral Agency	Private Sector	CSO	Media	Academia	Other
Beneficiaries	36.4%	42.1%	80.0%	14.3%	20.0%	36.4%	30.0%	44.4%	13.3%	33.3%
Youth/university groups	18.2%	15.8%	0.0%	0.0%	10.0%	4.5%	5.0%	11.1%	33.3%	9.5%
Private sector	36.4%	26.3%	40.0%	14.3%	30.0%	63.6%	35.0%	44.4%	20.0%	23.8%
Local government	9.1%	31.6%	30.0%	57.1%	30.0%	13.6%	25.0%	0.0%	13.3%	23.8%
Donor community	0.0%	5.3%	0.0%	0.0%	10.0%	0.0%	5.0%	0.0%	6.7%	9.5%
NGOs/Community Based Organizations	36.4%	26.3%	10.0%	28.6%	30.0%	31.8%	50.0%	22.2%	40.0%	33.3%
Academia/think tanks/research institutes*	0.0%	15.8%	10.0%	0.0%	0.0%	13.6%	10.0%	33.3%	66.7%	9.5%
Parliament	0.0%	5.3%	0.0%	0.0%	0.0%	0.0%	0.0%	0.0%	0.0%	14.3%
Foundations	9.1%	5.3%	0.0%	0.0%	10.0%	0.0%	5.0%	0.0%	0.0%	0.0%
Media*	0.0%	5.3%	0.0%	0.0%	0.0%	9.1%	10.0%	44.4%	0.0%	0.0%
UN and regional peace keeping forces	18.2%	5.3%	0.0%	0.0%	10.0%	4.5%	0.0%	0.0%	6.7%	0.0%
Emerging donors	0.0%	0.0%	0.0%	0.0%	0.0%	0.0%	0.0%	0.0%	0.0%	0.0%
UN agencies*	9.1%	0.0%	0.0%	0.0%	30.0%	4.5%	15.0%	0.0%	0.0%	0.0%
Regional organizations	18.2%	10.5%	20.0%	14.3%	10.0%	18.2%	5.0%	0.0%	0.0%	23.8%
Other	0.0%	5.3%	0.0%	0.0%	0.0%	0.0%	5.0%	0.0%	0.0%	0.0%
Don't know*	9.1%	0.0%	0.0%	28.6%	0.0%	0.0%	0.0%	0.0%	0.0%	9.5%

*Significantly different between stakeholder groups

B. Overall Attitudes toward the World Bank Group (continued)

To what extent do you agree with the following statements about the World Bank Group's work in Comoros? (1-Strongly disagree, 10-Strongly agree)

	Which of the following best describes your current position?																													
	Office of President/ Prime Minister/ Minister			Employee of a Ministry			PMU/ Consultant on WBG Project			Local Govt.			Bilateral/ Multilateral Agency			Private Sector			CSO			Media			Academia			Other		
	N	Mean	SD	N	Mean	SD	N	Mean	SD	N	Mean	SD	N	Mean	SD	N	Mean	SD	N	Mean	SD	N	Mean	SD	N	Mean	SD	N	Mean	SD
Overall the World Bank Group currently plays a relevant role in development in Comoros	10	6.80	2.82	18	6.44	2.73	10	6.90	1.91	6	6.83	2.93	9	8.11	1.69	20	5.20	1.74	18	6.00	2.47	8	6.63	2.83	13	4.92	1.71	17	5.94	2.70
The World Bank Group's work is aligned with what I consider the development priorities for Comoros	11	6.55	2.94	16	5.38	2.66	8	6.50	1.77	5	6.20	2.49	9	7.22	2.54	21	4.14	1.80	16	5.25	2.38	7	6.00	2.83	12	5.00	1.91	17	5.41	2.53

To what extent is the World Bank Group an effective development partner in Comoros, in terms of each of the following? (1-To no degree at all, 10-To a very significant degree)

	Which of the following best describes your current position?																													
	Office of President/ Prime Minister/ Minister			Employee of a Ministry			PMU/ Consultant on WBG Project			Local Govt.			Bilateral/ Multilateral Agency			Private Sector			CSO			Media			Academia			Other		
	N	Mean	SD	N	Mean	SD	N	Mean	SD	N	Mean	SD	N	Mean	SD	N	Mean	SD	N	Mean	SD	N	Mean	SD	N	Mean	SD	N	Mean	SD
Responsiveness to needs	5	5.00	2.24	12	5.33	2.57	5	5.80	1.79				7	7.29	1.11	16	4.94	1.88	9	4.33	2.29	8	5.63	2.13	11	5.64	2.11	16	5.50	2.53
Flexibility (in terms of the institution's products and services)	7	5.57	2.37	14	4.93	2.59	6	5.00	1.41	1	3.00		6	6.17	0.75	17	4.65	1.90	7	4.43	1.90	7	5.86	2.04	12	4.58	2.61	13	5.54	2.22
Flexibility (in terms of changing country circumstances)	7	6.14	2.41	13	5.08	2.56	5	5.40	2.07	2	4.50	0.71	7	5.86	1.35	15	5.07	1.98	7	5.00	2.71	7	6.71	2.06	13	5.00	2.42	15	5.87	2.20
Being inclusive	6	6.67	2.42	9	6.33	1.80	4	6.75	1.89				5	5.80	1.79	13	5.85	2.19	4	6.00	2.94	5	5.40	2.07	8	6.13	1.64	11	6.09	2.30
Openness (sharing data and other information)	6	6.17	2.48	13	6.31	2.06	6	5.67	2.34	3	5.67	1.15	9	6.33	1.58	16	5.69	2.47	13	5.31	2.50	8	6.13	2.17	13	5.62	2.57	16	5.88	2.19
Collaboration with the Government	11	7.45	2.21	17	7.18	2.48	7	7.57	0.98	5	7.20	2.59	7	6.29	1.89	17	6.53	1.77	17	7.12	1.96	8	7.63	2.13	12	6.83	2.17	17	6.76	2.19
The speed in which it gets things accomplished on the ground	7	5.71	2.56	13	5.77	2.59	5	6.40	1.52	1	5.00		6	6.67	1.51	17	5.71	1.79	13	5.46	1.71	8	6.00	2.51	8	6.38	1.92	14	5.71	1.82
Helping to bring discipline/effective supervision to implementation of investment projects	8	6.88	2.80	14	5.86	2.71	7	6.86	0.38	3	5.67	0.58	6	6.17	1.94	16	5.94	1.77	12	6.25	2.38	9	6.78	2.05	13	5.85	1.86	15	7.20	1.42
Collaboration with civil society	10	6.20	2.86	15	4.67	1.59	6	5.50	2.43	1	10.00		6	5.50	1.05	21	5.00	2.70	16	4.63	1.82	8	5.63	2.56	13	5.08	1.89	16	5.81	2.46
Staff accessibility	9	6.89	1.83	14	5.14	2.25	6	5.83	2.40				10	6.60	2.17	18	4.78	2.69	12	3.75	1.71	5	6.40	2.30	13	5.38	2.53	16	5.38	1.96
Collaboration with other donors and development partners	10	6.50	2.55	13	6.54	2.33	8	7.00	1.93	3	6.33	3.21	7	7.71	1.70	13	5.62	2.10	11	5.45	1.86	7	6.86	2.54	10	5.60	1.96	15	6.73	2.02
Collaboration with the private sector	9	5.67	2.50	13	4.62	1.26	6	6.00	1.79	2	5.00	1.41	5	6.40	1.34	20	4.05	2.28	11	4.27	2.10	6	5.17	2.14	11	4.09	1.76	14	5.79	2.36
Collaboration with the UN	8	7.00	2.39	13	7.08	2.22	4	7.50	2.38	2	6.50	2.12	8	7.25	1.16	12	6.00	2.13	10	6.50	2.80	6	7.50	1.87	10	6.20	2.49	14	6.93	1.90
Straightforwardness and honesty	8	6.88	2.30	14	6.00	3.09	5	6.20	2.77	1	7.00		7	7.71	2.29	18	5.44	2.18	11	6.73	1.90	6	6.83	2.86	12	5.75	1.96	17	7.12	2.67
Treating clients and stakeholders in Comoros with respect	9	6.89	2.98	13	6.46	2.57	5	6.80	2.28	1	5.00		8	8.00	2.07	15	5.87	1.64	8	6.13	1.81	6	6.00	2.00	12	5.67	2.06	14	6.29	2.33
Being a long-term partner	7	5.43	1.90	13	7.54	2.37	7	7.14	2.19	2	8.50	2.12	9	8.22	1.99	20	7.15	1.46	16	8.31	1.85	7	7.86	1.57	13	7.08	2.02	16	7.50	2.39

B. Overall Attitudes toward the World Bank Group (continued)

To what extent does the World Bank Group partner with the right people to support work on the ground in Comoros? (Select only ONE response)

Percentage of Respondents	Office of President/Prime Minister/Minister	Employee of a Ministry	PMU/ Consultant on WBG Project	Local Govt.	Bilateral/ Multilateral Agency	Private Sector	CSO	Media	Academia	Other
Nearly never	0.0%	0.0%	0.0%	0.0%	0.0%	4.5%	0.0%	0.0%	0.0%	0.0%
Rarely	18.2%	26.3%	10.0%	28.6%	0.0%	4.5%	10.0%	0.0%	0.0%	9.5%
Sometimes	27.3%	15.8%	20.0%	14.3%	10.0%	31.8%	45.0%	33.3%	26.7%	23.8%
Nearly always	27.3%	36.8%	30.0%	0.0%	50.0%	22.7%	5.0%	11.1%	20.0%	28.6%
Don't know	0.0%	15.8%	30.0%	57.1%	40.0%	31.8%	15.0%	33.3%	20.0%	14.3%
Prefer not to answer	27.3%	5.3%	10.0%	0.0%	0.0%	4.5%	25.0%	22.2%	33.3%	23.8%

Which TWO organizations do you think it is most valuable for the World Bank Group to collaborate with to tackle fragility in Comoros? (Select no more than TWO)

Percentage of Respondents (Responses combined)	Office of President/Prime Minister/Minister	Employee of a Ministry	PMU/ Consultant on WBG Project	Local Govt.	Bilateral/ Multilateral Agency	Private Sector	CSO	Media	Academia	Other
World Food Program (WFP)	54.5%	26.3%	10.0%	14.3%	20.0%	22.7%	5.0%	44.4%	13.3%	28.6%
World Health Organization (WHO)	36.4%	57.9%	50.0%	71.4%	40.0%	50.0%	15.0%	44.4%	53.3%	42.9%
United Nations Development Program (UNDP)	45.5%	52.6%	60.0%	14.3%	30.0%	36.4%	45.0%	44.4%	46.7%	57.1%
United Nations Peacekeeping	9.1%	15.8%	40.0%	14.3%	0.0%	9.1%	10.0%	0.0%	26.7%	4.8%
Save the Children	0.0%	0.0%	0.0%	14.3%	0.0%	9.1%	10.0%	0.0%	0.0%	4.8%
The Red Cross	0.0%	0.0%	0.0%	0.0%	20.0%	4.5%	10.0%	0.0%	13.3%	0.0%
The United Nations International Children's Emergency Fund (UNICEF)	45.5%	15.8%	10.0%	42.9%	40.0%	13.6%	25.0%	33.3%	26.7%	38.1%
The International Committee of the Red Cross (ICRC)	0.0%	0.0%	0.0%	0.0%	0.0%	0.0%	0.0%	0.0%	0.0%	0.0%
None. I don't believe the World Bank Group needs to partner with the UN organizations.	0.0%	10.5%	0.0%	14.3%	0.0%	13.6%	15.0%	11.1%	6.7%	4.8%
Don't know	9.1%	5.3%	10.0%	0.0%	30.0%	13.6%	25.0%	11.1%	6.7%	4.8%

B. Overall Attitudes toward the World Bank Group (continued)

When World Bank Group assisted reform efforts fail or are slow to take place, which of the following would you attribute this to? (Choose no more than THREE)

Percentage of Respondents (Responses combined)	Office of President/Prime Minister/Minister	Employee of a Ministry	PMU/ Consultant on WBG Project	Local Govt.	Bilateral/ Multilateral Agency	Private Sector	CSO	Media	Academia	Other
There is an inadequate level of private sector participation and support	45.5%	21.1%	20.0%	42.9%	20.0%	50.0%	10.0%	33.3%	26.7%	23.8%
Poor donor coordination*	9.1%	5.3%	0.0%	0.0%	50.0%	9.1%	20.0%	11.1%	20.0%	0.0%
The World Bank Group is not sensitive enough to political/social realities on the ground*	54.5%	52.6%	50.0%	14.3%	20.0%	18.2%	40.0%	33.3%	33.3%	76.2%
Lack of/inadequate levels of capacity in Government*	9.1%	5.3%	50.0%	28.6%	60.0%	63.6%	35.0%	44.4%	26.7%	42.9%
There is not an adequate level of citizen/civil society participation	18.2%	36.8%	10.0%	42.9%	20.0%	18.2%	40.0%	33.3%	20.0%	28.6%
Corruption	27.3%	26.3%	10.0%	14.3%	20.0%	18.2%	35.0%	11.1%	46.7%	19.0%
Poor coordination within the World Bank Group*	0.0%	0.0%	20.0%	0.0%	10.0%	0.0%	0.0%	11.1%	0.0%	0.0%
Ongoing conflict and instability	9.1%	5.3%	10.0%	0.0%	10.0%	0.0%	5.0%	0.0%	0.0%	0.0%
Inadequate funding	72.7%	42.1%	30.0%	0.0%	10.0%	27.3%	30.0%	33.3%	26.7%	28.6%
The World Bank Group does not provide the government with consistent support throughout the reform effort	0.0%	5.3%	10.0%	14.3%	0.0%	13.6%	5.0%	0.0%	0.0%	4.8%
Political pressures and obstacles	18.2%	15.8%	10.0%	42.9%	20.0%	27.3%	25.0%	22.2%	33.3%	23.8%
Reforms are not well thought out in light of country challenges	18.2%	21.1%	30.0%	71.4%	20.0%	31.8%	25.0%	44.4%	26.7%	19.0%
Poor coordination within the Government	9.1%	21.1%	20.0%	14.3%	30.0%	18.2%	10.0%	11.1%	13.3%	19.0%
Other	0.0%	5.3%	10.0%	14.3%	0.0%	0.0%	0.0%	0.0%	0.0%	0.0%

*Significantly different between stakeholder groups

C. World Bank Group's Effectiveness and Results

In Comoros, to what extent do the World Bank Group's financial resources, advice, and knowledge influence policy related to ... ? (1-To no degree at all, 10-To a very significant degree)

	Which of the following best describes your current position?																													
	Office of President/ Prime Minister/ Minister			Employee of a Ministry			PMU/ Consultant on WBG Project			Local Govt.			Bilateral/ Multilateral Agency			Private Sector			CSO			Media			Academia			Other		
	N	Mean	SD	N	Mean	SD	N	Mean	SD	N	Mean	SD	N	Mean	SD	N	Mean	SD	N	Mean	SD	N	Mean	SD	N	Mean	SD	N	Mean	SD
Gender	7	6.86	2.04	12	3.92	1.83	6	5.00	0.89	1	5.00		6	4.00	1.67	17	4.59	2.18	11	6.09	2.21	7	5.00	3.46	10	5.50	2.27	11	5.09	2.30
The impact of climate change	7	6.86	1.46	12	4.25	1.71	6	5.50	1.52	3	4.00	1.73	7	4.43	2.30	14	5.64	2.37	11	5.45	2.62	6	4.83	2.32	11	5.00	2.65	12	4.58	2.57

C. World Bank Group Effectiveness and Results (continued)

How EFFECTIVE do you believe the World Bank is in terms of the work it does in the following areas of development in Comoros? (1-Not effective at all, 10-Very effective)

	Which of the following best describes your current position?																													
	Office of President/ Prime Minister/ Minister			Employee of a Ministry			PMU/ Consultant on WBG Project			Local Govt.			Bilateral/ Multilateral Agency			Private Sector			CSO			Media			Academia			Other		
	N	Mean	SD	N	Mean	SD	N	Mean	SD	N	Mean	SD	N	Mean	SD	N	Mean	SD	N	Mean	SD	N	Mean	SD	N	Mean	SD	N	Mean	SD
Social protection	4	7.25	2.06	9	3.56	2.01	4	3.25	1.50	1	1.00		4	6.00	2.16	12	3.58	2.35	12	3.83	2.33	7	4.29	2.43	11	4.09	2.12	11	3.82	1.72
Private sector development*	9	7.00	3.08	11	3.91	1.97	5	3.60	1.52	3	3.33	1.53	6	5.33	1.86	18	3.83	2.28	10	3.60	1.90	6	3.67	1.03	10	4.40	1.58	14	4.57	2.59
Public sector governance/reform	9	7.00	2.40	13	6.31	2.36	6	5.67	1.86	2	5.50	0.71	7	7.14	1.68	19	5.21	1.81	14	5.21	2.29	7	6.00	2.08	14	5.93	1.64	17	6.18	2.46
Global/regional integration	6	6.17	2.40	9	4.00	2.12	4	5.00	1.63	1	5.00		3	6.00	1.73	13	4.23	2.20	12	4.83	2.04	7	5.71	2.06	13	5.23	1.74	15	5.27	2.34
Food security (nutrition)	8	5.75	2.12	8	4.00	2.14	2	4.00	2.83	4	5.25	1.26	5	5.60	1.67	14	3.93	2.13	10	4.30	2.31	5	6.40	2.19	13	5.38	2.29	15	4.53	2.26
Energy	9	7.44	2.83	13	5.77	3.03	6	5.50	1.97	3	6.00	1.00	7	6.43	2.23	18	5.00	2.14	14	5.50	2.50	8	5.88	2.53	9	5.22	1.56	15	6.87	2.17
Job creation/employment	8	4.88	2.75	10	3.40	1.90	3	5.00	1.00				6	4.33	1.51	14	4.43	2.56	12	4.92	2.07	6	4.67	2.07	9	3.89	1.96	17	4.88	2.83
Health	8	7.25	2.49	12	5.50	2.94	2	3.00	1.41	4	5.50	2.89	5	3.80	1.10	16	4.13	2.06	9	5.11	2.42	5	6.60	2.19	14	5.93	1.94	18	5.94	2.65
Access to finance	6	5.67	2.07	12	3.58	1.93	3	4.00	1.73	1	4.00		3	5.00	1.00	16	3.88	2.39	6	5.00	3.29	6	4.33	1.97	8	4.00	2.00	14	5.43	2.87
Transport and infrastructure	6	5.17	2.14	13	4.69	2.53	2	2.50	0.71	3	6.00	2.00	5	5.80	2.28	16	4.25	2.59	9	5.67	2.18	7	4.71	1.98	11	4.00	2.00	15	6.00	2.56
Agriculture and rural development	7	5.71	0.95	12	5.08	2.61	4	4.50	1.73	3	5.67	3.06	4	5.00	1.63	15	4.60	1.99	11	5.73	2.05	7	5.57	1.99	12	3.83	1.70	16	5.88	2.45
Trade and exports	7	5.00	2.00	11	3.73	2.49	2	3.50	2.12				3	6.00	1.00	14	3.64	2.24	7	4.86	1.95	4	4.50	1.91	8	4.88	2.30	9	5.78	2.22
Natural resource management	6	3.67	2.34	7	3.14	2.54	3	3.67	0.58	2	2.50	0.71	3	6.00	2.65	11	3.36	2.66	7	5.43	2.15	4	3.25	0.50	7	4.43	2.37	10	5.00	3.20
Climate change	8	4.63	2.39	9	3.00	1.66	3	2.67	1.53	3	3.67	2.08	4	5.75	2.36	11	4.82	3.03	11	4.91	1.97	5	4.20	2.39	10	4.60	2.01	13	6.00	2.31
Poverty reduction	9	5.78	1.99	14	4.21	2.15	6	4.50	2.88	4	5.00	0.816	6	6.33	2.16	20	4.70	2.43	15	5.13	1.77	7	5.86	2.34	14	4.93	1.44	15	6.20	2.40
Transparency and anti-corruption	6	4.83	2.64	13	3.77	2.24	4	3.25	2.22	1	4.00		4	6.00	2.94	17	3.29	2.05	13	4.54	2.47	4	6.00	2.58	10	4.40	1.90	16	4.69	1.96
Economic growth	8	6.13	2.10	13	5.00	1.83	3	4.33	1.15	2	5.00	1.41	7	7.00	1.63	21	4.29	2.35	13	5.38	1.61	6	4.67	2.07	10	5.10	1.66	15	5.67	2.58
Disaster risk management	8	6.25	2.43	10	4.50	2.42	2	2.00	0.00				3	4.00	2.00	12	4.33	2.61	10	5.40	2.32	6	4.50	1.64	9	4.33	1.58	12	5.08	2.02
Equality of opportunity*	5	5.40	1.95	9	2.89	1.90	1	3.00					4	5.25	1.26	12	3.08	1.93	10	4.30	2.41	7	4.86	1.77	10	5.30	1.49	14	5.57	2.74
Information and communications technology	7	6.43	2.37	9	4.22	2.77	5	5.80	2.39	3	4.67	2.89	5	7.20	2.49	17	5.24	2.46	9	5.89	2.15	7	5.86	1.77	9	5.00	1.50	16	5.94	2.69
Peace/security/stabilization/reconstruction	6	5.83	1.94	10	4.80	2.86	3	4.33	0.58	2	5.00	2.83	3	5.67	1.53	16	5.13	2.47	11	5.18	1.99	7	5.14	1.57	9	5.56	2.51	13	5.85	2.54
Local governance and institutions	7	5.43	1.90	12	4.25	2.01	4	5.00	1.63	1	8.00		7	5.43	1.81	17	4.82	2.21	13	5.69	2.39	8	5.50	2.00	9	5.56	1.13	17	5.71	3.02
Social cohesion	9	5.33	1.87	11	3.91	2.30	2	4.50	0.71	2	5.00	4.24	4	6.00	1.41	14	3.79	1.89	13	5.00	2.04	7	5.29	2.06	9	5.78	1.39	14	5.50	2.82
Tourism development	7	5.14	2.27	11	3.27	1.74	3	4.00	0.00	1	3.00		4	4.50	1.29	15	3.80	2.60	13	4.00	2.61	6	4.67	2.16	8	3.75	1.67	14	4.57	2.95
Foreign direct investment	9	5.11	2.03	10	3.50	2.12	3	3.67	0.58	1	2.00		5	5.40	2.30	14	3.50	2.65	6	4.50	3.02	5	3.80	1.92	8	3.63	1.60	12	5.00	2.89
Education	9	6.78	2.54	11	6.00	2.72	3	4.00	0.00	5	6.00	2.00	4	4.25	2.87	15	4.33	2.26	11	5.91	2.63	8	6.25	1.49	14	5.57	2.03	17	6.00	2.52
Judiciary reform	8	6.00	2.45	10	3.80	2.53	3	4.67	0.58	2	6.00	2.83	4	4.50	2.65	15	3.80	2.31	10	4.60	2.55	5	4.00	2.12	9	4.33	1.32	14	3.86	2.41
Gender based violence	6	5.67	2.07	9	3.00	2.40	3	3.33	1.15	2	4.50	2.12	3	4.00	1.00	11	4.36	3.11	7	6.00	2.00	7	5.00	2.38	9	5.33	2.06	13	4.46	2.73
Crime and violence	6	5.67	2.07	9	2.78	1.79	4	3.00	1.41				3	4.00	1.73	9	4.56	3.05	6	5.00	1.55	4	4.50	2.38	8	4.13	1.55	13	4.08	2.36
Regional conflict and tensions	6	5.67	2.42	8	3.13	2.10	3	3.33	1.15				3	4.00	1.73	11	4.09	2.88	5	5.20	2.39	5	4.20	2.17	9	4.33	1.41	13	4.46	2.57
Water and sanitation	7	6.14	2.27	12	5.50	2.32	3	4.00	0.00	4	3.50	1.91	4	4.00	0.82	13	6.00	2.61	11	5.18	2.23	9	5.22	1.56	13	4.85	1.68	13	6.69	2.53

*Significantly different between stakeholder groups

C. World Bank Group Effectiveness and Results (continued)

	Which of the following best describes your current position?																													
	Office of President/ Prime Minister/ Minister			Employee of a Ministry			PMU/ Consultant on WBG Project			Local Govt.			Bilateral/ Multilateral Agency			Private Sector			CSO			Media			Academia			Other		
	N	Mean	SD	N	Mean	SD	N	Mean	SD	N	Mean	SD	N	Mean	SD	N	Mean	SD	N	Mean	SD	N	Mean	SD	N	Mean	SD	N	Mean	SD
To what extent does the World Bank Group's work help to achieve development results in Comoros?	9	6.67	2.06	17	6.06	2.46	10	5.90	1.91	3	5.33	0.58	9	6.67	1.50	20	4.90	1.62	14	4.71	1.59	7	5.14	1.57	10	5.80	1.81	15	6.47	1.73

(1-To no degree at all, 10-To a very significant degree)

			Which of the following best describes your current position?																													
			Office of President/ Prime Minister/ Minister			Employee of a Ministry			PMU/ Consultant on WBG Project			Local Govt.			Bilateral/ Multilateral Agency			Private Sector			CSO			Media			Academia			Other		
			N	Mean	SD	N	Mean	SD	N	Mean	SD	N	Mean	SD	N	Mean	SD	N	Mean	SD	N	Mean	SD	N	Mean	SD	N	Mean	SD	N	Mean	SD
To what extent does the World Bank Group help to build/strengthen existing country systems in Comoros?			11	7.18	2.82	17	6.12	2.62	9	5.00	2.35	4	4.75	3.30	8	6.13	2.42	18	4.00	2.28	13	5.08	2.18	7	6.29	1.98	11	5.18	2.18	13	6.00	1.78

(1-To no degree at all, 10-To a very significant degree)

To what extent do you agree with the following statements about the World Bank Group in Comoros? (1-Strongly disagree, 10-Strongly agree)

	Which of the following best describes your current position?																													
	Office of President/ Prime Minister/ Minister			Employee of a Ministry			PMU/ Consultant on WBG Project			Local Govt.			Bilateral/ Multilateral Agency			Private Sector			CSO			Media			Academia			Other		
	N	Mean	SD	N	Mean	SD	N	Mean	SD	N	Mean	SD	N	Mean	SD	N	Mean	SD	N	Mean	SD	N	Mean	SD	N	Mean	SD	N	Mean	SD
The World Bank Group's financial instruments meet the needs of Comoros	9	6.33	2.92	17	5.82	2.79	7	5.57	1.51	2	6.00	2.83	8	5.88	2.59	18	4.00	1.97	13	4.62	1.56	8	4.25	2.05	13	4.38	1.85	15	5.33	2.16
The World Bank Group meets Comoros's needs for knowledge services	9	5.78	3.35	16	5.88	2.68	10	5.30	2.00	3	5.00	3.46	8	5.75	2.60	16	4.69	2.50	13	3.92	1.71	8	4.13	1.64	14	5.71	2.33	16	5.81	2.14

	Which of the following best describes your current position?																													
	Office of President/ Prime Minister/ Minister			Employee of a Ministry			PMU/ Consultant on WBG Project			Local Govt.			Bilateral/ Multilateral Agency			Private Sector			CSO			Media			Academia			Other		
	N	Mean	SD	N	Mean	SD	N	Mean	SD	N	Mean	SD	N	Mean	SD	N	Mean	SD	N	Mean	SD	N	Mean	SD	N	Mean	SD	N	Mean	SD
How effectively does the World Bank Group help Comoros to mobilize finance for development from private sector sources?	8	5.00	2.62	13	5.08	2.72	7	3.57	1.51	3	5.33	1.53	6	5.33	1.51	17	3.82	2.04	13	4.38	2.22	7	4.57	2.15	10	4.00	1.41	15	5.27	2.58

(1-Not effectively at all, 10-Very effectively)

	Which of the following best describes your current position?																													
	Office of President/ Prime Minister/ Minister			Employee of a Ministry			PMU/ Consultant on WBG Project			Local Govt.			Bilateral/ Multilateral Agency			Private Sector			CSO			Media			Academia			Other		
	N	Mean	SD	N	Mean	SD	N	Mean	SD	N	Mean	SD	N	Mean	SD	N	Mean	SD	N	Mean	SD	N	Mean	SD	N	Mean	SD	N	Mean	SD
How effectively does the World Bank Group's SCD and CPF activities support Comoros's efforts to manage crisis related risks?	6	7.33	2.16	8	5.13	2.64	2	6.00	0.00				3	6.00	2.00	7	5.29	1.80	3	5.67	2.08	3	4.00	0.00	5	6.00	1.87	8	5.50	1.93

C. World Bank Group Effectiveness and Results (continued)

To what extent does the World Bank Group partner with the right people to support work on the ground in Comoros? (Select only ONE response)

Percentage of Respondents	Office of President/Prime Minister/Minister	Employee of a Ministry	PMU/ Consultant on WBG Project	Local Govt.	Bilateral/ Multilateral Agency	Private Sector	CSO	Media	Academia	Other
The World Bank Group is providing less valuable support than in the past, to enhance the Comoros's ability to systematically identify and monitor risks by drawing on the best data, technology, and knowledge	27.3%	11.1%	11.1%	14.3%	20.0%	22.7%	20.0%	0.0%	20.0%	14.3%
The World Bank Group is providing more valuable support than in the past, to enhance the Comoros's ability to systematically identify and monitor risks by drawing on the best data, technology, and knowledge	27.3%	27.8%	11.1%	14.3%	30.0%	31.8%	20.0%	44.4%	26.7%	33.3%
The World Bank Group's approach and work related to systematically identifying and monitoring risks in Comoros has remained constant	9.1%	16.7%	11.1%	14.3%	10.0%	13.6%	10.0%	11.1%	20.0%	28.6%
Don't know	36.4%	44.4%	66.7%	57.1%	40.0%	31.8%	50.0%	44.4%	33.3%	23.8%

D. The World Bank Group's Knowledge Work and Activities

How frequently do you consult World Bank Group's knowledge work and activities in the work you do?

Percentage of Respondents	Office of President/Prime Minister/Minister	Employee of a Ministry	PMU/ Consultant on WBG Project	Local Govt.	Bilateral/ Multilateral Agency	Private Sector	CSO	Media	Academia	Other
Weekly	27.3%	0.0%	20.0%	0.0%	10.0%	0.0%	0.0%	22.2%	6.7%	4.8%
Monthly	18.2%	31.6%	10.0%	0.0%	10.0%	18.2%	5.0%	22.2%	13.3%	4.8%
A few times a year	18.2%	36.8%	50.0%	28.6%	40.0%	50.0%	45.0%	22.2%	60.0%	57.1%
Rarely	27.3%	15.8%	20.0%	42.9%	30.0%	22.7%	35.0%	22.2%	13.3%	28.6%
Never	9.1%	15.8%	0.0%	28.6%	10.0%	9.1%	15.0%	11.1%	6.7%	4.8%

D. The World Bank Group's Knowledge Work and Activities (continued)

In Comoros, to what extent do you believe that the World Bank Group's knowledge work and activities: (1-To no degree at all, 10-To a very significant degree)

	Which of the following best describes your current position?																													
	Office of President/ Prime Minister/ Minister			Employee of a Ministry			PMU/ Consultant on WBG Project			Local Govt.			Bilateral/ Multilateral Agency			Private Sector			CSO			Media			Academia			Other		
	N	Mean	SD	N	Mean	SD	N	Mean	SD	N	Mean	SD	N	Mean	SD	N	Mean	SD	N	Mean	SD	N	Mean	SD	N	Mean	SD	N	Mean	SD
Are timely	4	7.75	2.06	15	5.93	2.31	6	6.00	1.67	2	5.50	0.71	9	7.22	1.79	18	5.89	2.05	13	6.38	1.66	6	5.83	1.83	13	5.31	1.75	17	5.29	2.73
Include appropriate level of stakeholder involvement during preparation	5	6.40	3.78	15	5.67	2.53	7	6.43	2.15	1	1.00		6	5.67	1.37	18	4.56	2.15	13	5.00	2.35	7	4.71	1.89	13	4.69	1.97	14	4.86	2.11
Lead to practical solutions	5	5.60	2.19	15	5.47	2.53	8	6.38	2.20	2	5.00	2.83	6	6.17	1.47	17	4.76	1.86	13	5.08	2.18	8	5.13	2.10	11	4.55	2.30	16	5.00	2.25
Are accessible (well written and easy to understand)	6	7.17	3.37	15	5.93	2.49	8	7.00	2.98	2	7.00	4.24	9	6.67	2.18	17	5.76	2.14	12	5.00	2.04	8	5.63	2.26	12	4.25	2.09	15	5.60	2.23
Are source of relevant information on global good practices	6	7.17	2.86	14	6.50	2.74	7	6.86	2.19	2	8.50	2.12	5	6.60	2.07	15	5.93	1.75	11	6.09	2.12	7	6.71	2.06	14	5.07	2.27	17	5.94	2.33
Are adequately disseminated	4	6.00	2.71	14	5.71	2.92	5	5.60	2.41	5	4.60	3.78	9	5.11	2.20	18	4.00	2.33	12	4.83	2.98	8	5.63	2.39	14	4.50	2.47	16	4.50	1.97
Are translated enough into local language	5	6.20	3.83	16	4.06	2.84	6	5.67	3.08	4	2.00	1.15	6	3.83	2.79	16	3.44	2.92	12	2.08	1.44	8	4.00	2.88	12	3.42	2.19	18	3.00	2.00
Are adaptable to Comoros's specific development challenges and country circumstances	6	6.00	2.90	15	5.27	2.25	7	6.43	2.76	2	7.00	2.83	8	6.88	1.89	18	5.17	2.53	13	5.62	1.61	9	5.89	1.83	13	4.77	2.13	15	5.00	1.96

	Which of the following best describes your current position?																													
	Office of President/ Prime Minister/ Minister			Employee of a Ministry			PMU/ Consultant on WBG Project			Local Govt.			Bilateral/ Multilateral Agency			Private Sector			CSO			Media			Academia			Other		
	N	Mean	SD	N	Mean	SD	N	Mean	SD	N	Mean	SD	N	Mean	SD	N	Mean	SD	N	Mean	SD	N	Mean	SD	N	Mean	SD	N	Mean	SD
Overall, how significant a contribution do you believe the World Bank Group's knowledge work and activities make to development results in your country?	9	6.78	2.73	17	6.59	2.67	8	6.50	2.00	3	7.33	1.15	7	7.29	1.11	18	5.78	2.32	13	6.00	2.00	8	6.13	2.10	13	5.92	1.98	18	6.44	2.59
Overall, how would you rate the technical quality of the World Bank Group's knowledge work and activities?	9	5.89	2.93	16	6.69	2.60	8	6.25	1.98	3	7.33	2.52	9	6.56	1.59	19	5.68	2.00	13	5.54	1.56	8	5.50	1.51	13	6.08	1.61	18	5.50	2.48

(1-Not significant at all, 10-Very significant; 1-Very low technical quality, 10-Very high technical quality)

E. Working with the World Bank Group

When working with the World Bank Group on programs, projects and other activities, do you believe that the team ... ? (Select only ONE response)

Percentage of Respondents	Office of President/Prime Minister/Minister	Employee of a Ministry	PMU/ Consultant on WBG Project	Local Govt.	Bilateral/ Multilateral Agency	Private Sector	CSO	Media	Academia	Other
Almost never has the right skills mix to tackle the challenges of fragility	0.0%	5.3%	10.0%	0.0%	0.0%	0.0%	0.0%	0.0%	6.7%	4.8%
Rarely has the right skills mix to tackle the challenges of fragility	0.0%	5.3%	0.0%	0.0%	0.0%	4.8%	15.0%	11.1%	20.0%	14.3%
Sometimes has the right skills mix to tackle the challenges of fragility	27.3%	26.3%	30.0%	0.0%	30.0%	38.1%	30.0%	33.3%	13.3%	14.3%
Almost always has the right skills mix to tackle the challenges of fragility	9.1%	15.8%	30.0%	0.0%	40.0%	23.8%	10.0%	11.1%	20.0%	28.6%
Don't know	18.2%	10.5%	30.0%	85.7%	10.0%	23.8%	20.0%	33.3%	20.0%	9.5%
Prefer not to answer	45.5%	36.8%	0.0%	14.3%	20.0%	9.5%	25.0%	11.1%	20.0%	28.6%

E. Working with the World Bank Group (continued)

To what extent do you agree/disagree with the following statements? (1-Strongly disagree, 10-Strongly agree)

	Which of the following best describes your current position?																													
	Office of President/ Prime Minister/ Minister			Employee of a Ministry			PMU/ Consultant on WBG Project			Local Govt.			Bilateral/ Multilateral Agency			Private Sector			CSO			Media			Academia			Other		
	N	Mean	SD	N	Mean	SD	N	Mean	SD	N	Mean	SD	N	Mean	SD	N	Mean	SD	N	Mean	SD	N	Mean	SD	N	Mean	SD	N	Mean	SD
The World Bank Group disburses funds promptly	8	4.75	3.58	13	5.15	2.79	8	5.38	2.72	4	3.00	1.41	5	5.40	1.95	16	3.69	1.62	9	3.56	2.40	7	4.86	2.34	12	4.67	2.19	17	4.29	2.02
The World Bank Group effectively monitors and evaluates the projects and programs it supports	7	7.57	2.30	17	7.71	2.80	8	6.13	1.25	3	7.00	3.00	7	7.43	1.99	14	5.64	2.24	14	5.93	2.43	8	6.63	1.85	15	6.13	2.56	18	6.83	2.26
The World Bank Group's approvals and reviews are done in a timely fashion*	6	6.00	3.03	15	6.47	2.95	7	6.43	2.64	3	3.33	2.08	6	6.83	1.94	13	5.08	1.75	10	3.60	1.51	7	6.14	1.46	15	6.00	2.14	16	5.69	1.58
The World Bank Group's "Safeguard Policy" requirements are reasonable	7	5.43	1.99	11	5.82	2.79	5	6.80	2.17	3	3.67	2.08	3	7.33	2.08	13	5.46	2.15	9	5.22	1.99	4	7.00	1.63	11	5.45	1.86	14	5.14	2.03
The World Bank Group's conditions on its lending are reasonable	7	4.71	2.93	14	5.21	3.26	7	6.00	1.83	4	3.75	0.96	4	7.25	2.06	10	4.60	1.78	8	4.88	1.64	4	4.50	2.08	9	4.78	2.22	13	5.92	1.61
The World Bank Group takes decisions quickly in Comoros	7	6.86	2.41	14	4.86	3.01	8	5.50	1.93	2	2.00	0.00	6	6.50	1.87	17	3.76	2.17	10	5.00	1.89	6	5.50	1.64	10	4.80	2.10	14	4.93	1.90
Working with the World Bank Group increases Comoros's institutional capacity	7	5.29	2.98	16	6.81	2.71	9	6.00	2.60	4	5.75	2.99	8	7.50	1.07	17	5.18	2.79	15	6.33	2.55	7	6.00	2.00	15	5.67	2.16	16	6.13	2.45
Where country systems are adequate, the World Bank Group makes appropriate use of them	4	4.50	2.08	15	6.47	2.83	8	7.00	1.51	3	5.33	3.51	3	5.67	2.08	14	4.50	2.07	7	5.43	3.51	4	6.25	1.71	13	5.92	1.80	18	6.39	2.66

*Significantly different between stakeholder groups

	Which of the following best describes your current position?																													
	Office of President/ Prime Minister/ Minister			Employee of a Ministry			PMU/ Consultant on WBG Project			Local Govt.			Bilateral/ Multilateral Agency			Private Sector			CSO			Media			Academia			Other		
	N	Mean	SD	N	Mean	SD	N	Mean	SD	N	Mean	SD	N	Mean	SD	N	Mean	SD	N	Mean	SD	N	Mean	SD	N	Mean	SD	N	Mean	SD
To what extent do you believe the World Bank Group is adequately staffed in Comoros?	9	5.44	2.60	13	4.77	2.39	9	5.11	2.93	2	4.50	3.54	10	4.60	2.22	17	4.18	2.16	12	3.75	1.42	6	4.00	1.55	8	3.75	1.28	10	4.30	2.16

(1-To no degree at all, 10-To a very significant degree)

	Which of the following best describes your current position?																													
	Office of President/ Prime Minister/ Minister			Employee of a Ministry			PMU/ Consultant on WBG Project			Local Govt.			Bilateral/ Multilateral Agency			Private Sector			CSO			Media			Academia			Other		
	N	Mean	SD	N	Mean	SD	N	Mean	SD	N	Mean	SD	N	Mean	SD	N	Mean	SD	N	Mean	SD	N	Mean	SD	N	Mean	SD	N	Mean	SD
To what extent do you believe that the donor community is doing enough to support the government's efforts related to refugees in Comoros?	6	4.67	3.39	12	4.50	3.15	5	5.40	2.97				3	4.00	2.00	9	3.56	2.46	8	3.38	1.06	4	3.75	1.89	5	4.80	1.30	6	5.50	2.66

(1-To no degree at all, 10-To a very significant degree)

E. Working with the World Bank Group (continued)

In which of the following areas do you believe the World Bank Group should provide most of its resources when it comes to providing support to the refugee crisis in Comoros?
(Choose no more than TWO)

Percentage of Respondents (Responses combined)	Office of President/Prime Minister/Minister	Employee of a Ministry	PMU/ Consultant on WBG Project	Local Govt.	Bilateral/ Multilateral Agency	Private Sector	CSO	Media	Academia	Other
Education	20.0%	21.1%	50.0%	14.3%	20.0%	13.6%	27.8%	22.2%	7.1%	28.6%
Health*	40.0%	42.1%	0.0%	42.9%	10.0%	22.7%	5.6%	0.0%	14.3%	23.8%
Energy*	40.0%	10.5%	20.0%	0.0%	0.0%	0.0%	0.0%	0.0%	7.1%	4.8%
Supporting poor and marginalized local communities	10.0%	15.8%	30.0%	28.6%	10.0%	22.7%	27.8%	55.6%	28.6%	23.8%
Jobs	50.0%	26.3%	40.0%	28.6%	30.0%	22.7%	44.4%	44.4%	21.4%	14.3%
Business development	0.0%	0.0%	10.0%	14.3%	0.0%	4.5%	16.7%	22.2%	0.0%	9.5%
Governance	10.0%	5.3%	10.0%	0.0%	0.0%	9.1%	5.6%	0.0%	0.0%	14.3%
Infrastructure	0.0%	5.3%	0.0%	0.0%	0.0%	0.0%	0.0%	0.0%	14.3%	9.5%
Social cohesion*	0.0%	0.0%	20.0%	0.0%	0.0%	4.5%	5.6%	33.3%	0.0%	14.3%
Public services	0.0%	5.3%	0.0%	14.3%	10.0%	4.5%	16.7%	0.0%	14.3%	4.8%
Macro issues (fiscal accounts, balance of payments, etc.)	10.0%	0.0%	0.0%	0.0%	0.0%	4.5%	5.6%	0.0%	0.0%	4.8%
Don't know*	10.0%	31.6%	0.0%	14.3%	70.0%	36.4%	22.2%	11.1%	50.0%	23.8%
Other	0.0%	0.0%	10.0%	14.3%	0.0%	13.6%	0.0%	0.0%	0.0%	0.0%

*Significantly different between stakeholder groups

E. Working with the World Bank Group (continued)

Please rate how you feel when you think about the impact of the refugees in regards to....

Comoros's economy Percentage of Respondents	Office of President/Prime Minister/Minister	Employee of a Ministry	PMU/ Consultant on WBG Project	Local Govt.	Bilateral/ Multilateral Agency	Private Sector	CSO	Media	Academia	Other
A very negative impact	45.5%	35.7%	66.7%	28.6%	0.0%	6.3%	12.5%	0.0%	22.2%	16.7%
A somewhat negative impact	0.0%	7.1%	16.7%	14.3%	33.3%	37.5%	25.0%	28.6%	0.0%	11.1%
A somewhat positive impact	18.2%	7.1%	0.0%	14.3%	0.0%	6.3%	37.5%	0.0%	11.1%	16.7%
A very positive impact	0.0%	14.3%	0.0%	0.0%	0.0%	12.5%	0.0%	0.0%	0.0%	11.1%
No impact at all	36.4%	35.7%	16.7%	42.9%	66.7%	37.5%	25.0%	71.4%	66.7%	44.4%

Social cohesion Percentage of Respondents	Office of President/Prime Minister/Minister	Employee of a Ministry	PMU/ Consultant on WBG Project	Local Govt.	Bilateral/ Multilateral Agency	Private Sector	CSO	Media	Academia	Other
A very negative impact	9.1%	30.8%	25.0%	14.3%	0.0%	12.5%	13.3%	33.3%	0.0%	13.3%
A somewhat negative impact	27.3%	23.1%	50.0%	28.6%	33.3%	31.3%	26.7%	16.7%	11.1%	6.7%
A somewhat positive impact	9.1%	0.0%	0.0%	0.0%	0.0%	12.5%	26.7%	16.7%	44.4%	20.0%
A very positive impact	0.0%	7.7%	0.0%	14.3%	0.0%	6.3%	6.7%	0.0%	0.0%	20.0%
No impact at all	54.5%	38.5%	25.0%	42.9%	66.7%	37.5%	26.7%	33.3%	44.4%	40.0%

National security Percentage of Respondents	Office of President/Prime Minister/Minister	Employee of a Ministry	PMU/ Consultant on WBG Project	Local Govt.	Bilateral/ Multilateral Agency	Private Sector	CSO	Media	Academia	Other
A very negative impact	9.1%	28.6%	28.6%	28.6%	16.7%	18.8%	12.5%	0.0%	14.3%	13.3%
A somewhat negative impact	27.3%	28.6%	42.9%	0.0%	33.3%	31.3%	37.5%	66.7%	0.0%	13.3%
A somewhat positive impact	9.1%	7.1%	0.0%	0.0%	0.0%	12.5%	12.5%	16.7%	14.3%	20.0%
A very positive impact	18.2%	0.0%	14.3%	28.6%	0.0%	6.3%	12.5%	0.0%	0.0%	13.3%
No impact at all	36.4%	35.7%	14.3%	42.9%	50.0%	31.3%	25.0%	16.7%	71.4%	40.0%

Public service delivery Percentage of Respondents	Office of President/Prime Minister/Minister	Employee of a Ministry	PMU/ Consultant on WBG Project	Local Govt.	Bilateral/ Multilateral Agency	Private Sector	CSO	Media	Academia	Other
A very negative impact	20.0%	7.7%	33.3%	0.0%	16.7%	12.5%	6.7%	0.0%	11.1%	12.5%
A somewhat negative impact	30.0%	23.1%	16.7%	14.3%	16.7%	31.3%	33.3%	16.7%	11.1%	18.8%
A somewhat positive impact	0.0%	15.4%	16.7%	14.3%	0.0%	6.3%	0.0%	33.3%	22.2%	31.3%
A very positive impact	0.0%	15.4%	0.0%	0.0%	0.0%	0.0%	6.7%	0.0%	11.1%	0.0%
No impact at all	50.0%	38.5%	33.3%	71.4%	66.7%	50.0%	53.3%	50.0%	44.4%	37.5%

Comoros's poor and marginalized Percentage of Respondents	Office of President/Prime Minister/Minister	Employee of a Ministry	PMU/ Consultant on WBG Project	Local Govt.	Bilateral/ Multilateral Agency	Private Sector	CSO	Media	Academia	Other
A very negative impact	36.4%	26.7%	57.1%	14.3%	16.7%	37.5%	31.3%	0.0%	11.1%	25.0%
A somewhat negative impact	9.1%	13.3%	28.6%	0.0%	33.3%	12.5%	12.5%	50.0%	11.1%	6.3%
A somewhat positive impact	0.0%	13.3%	0.0%	0.0%	0.0%	0.0%	12.5%	0.0%	22.2%	25.0%
A very positive impact	0.0%	13.3%	0.0%	0.0%	0.0%	6.3%	0.0%	0.0%	0.0%	0.0%
No impact at all	54.5%	33.3%	14.3%	85.7%	50.0%	43.8%	43.8%	50.0%	55.6%	43.8%

F. The Future Role of the World Bank Group in Comoros

Which of the following SHOULD the World Bank Group do to make itself of greater value in Comoros? (Choose no more than TWO)

Percentage of Respondents (Responses combined)	Office of President/Prime Minister/Minister	Employee of a Ministry	PMU/ Consultant on WBG Project	Local Govt.	Bilateral/ Multilateral Agency	Private Sector	CSO	Media	Academia	Other
Work more with private sector	45.5%	42.1%	20.0%	28.6%	33.3%	54.5%	31.6%	22.2%	13.3%	33.3%
Increase the level of World Bank Group staffing in Comoros's office	27.3%	5.3%	30.0%	14.3%	33.3%	4.5%	10.5%	11.1%	0.0%	14.3%
Offer more innovative knowledge services	18.2%	21.1%	0.0%	0.0%	22.2%	22.7%	21.1%	0.0%	40.0%	9.5%
Collaborate more effectively with Government clients	9.1%	10.5%	10.0%	42.9%	0.0%	9.1%	0.0%	0.0%	20.0%	9.5%
Work faster	9.1%	0.0%	20.0%	0.0%	0.0%	4.5%	5.3%	0.0%	0.0%	0.0%
Reduce the complexity of obtaining World Bank Group financing	9.1%	26.3%	20.0%	0.0%	11.1%	13.6%	21.1%	22.2%	13.3%	9.5%
Help to bring discipline/effective supervision to implementation of World Bank Group projects	0.0%	0.0%	10.0%	0.0%	0.0%	4.5%	10.5%	0.0%	0.0%	9.5%
Collaborate more effectively with organizations such as bilaterals, multilaterals, trust funds, UN agencies	0.0%	10.5%	0.0%	0.0%	11.1%	0.0%	5.3%	0.0%	6.7%	14.3%
Offer more innovative financial products	18.2%	5.3%	0.0%	0.0%	0.0%	13.6%	0.0%	11.1%	6.7%	14.3%
Ensure greater selectivity in its work	18.2%	15.8%	0.0%	14.3%	11.1%	9.1%	0.0%	0.0%	6.7%	4.8%
Provide more adequate data/knowledge/statistics/figures on Comoros's economy	0.0%	15.8%	0.0%	14.3%	11.1%	9.1%	5.3%	0.0%	6.7%	4.8%
Improve the competitiveness of its financing compared to markets	0.0%	0.0%	0.0%	14.3%	0.0%	4.5%	0.0%	0.0%	0.0%	0.0%
Work more with civil society and beneficiary representatives*	0.0%	15.8%	30.0%	14.3%	22.2%	13.6%	47.4%	66.7%	26.7%	28.6%
Increase the level of capacity development in the country	18.2%	21.1%	30.0%	28.6%	22.2%	4.5%	21.1%	11.1%	33.3%	4.8%
Leverage the private sector more	18.2%	10.5%	10.0%	14.3%	22.2%	22.7%	10.5%	33.3%	13.3%	14.3%
Improve the quality of its experts as related to Comoros's specific challenges	9.1%	0.0%	10.0%	0.0%	0.0%	9.1%	5.3%	22.2%	6.7%	23.8%
Other	0.0%	0.0%	10.0%	0.0%	0.0%	0.0%	5.3%	0.0%	6.7%	0.0%

*Significantly different between stakeholder groups

F. The Future Role of the World Bank Group in Comoros (continued)

When considering the combination of services that the World Bank Group offers in Comoros, and taking into account its limited level of resources, which ONE of the following do you believe the World Bank Group should offer more of in Comoros? (Select only ONE response)

Percentage of Respondents	Office of President/Prime Minister/Minister	Employee of a Ministry	PMU/ Consultant on WBG Project	Local Govt.	Bilateral/ Multilateral Agency	Private Sector	CSO	Media	Academia	Other
Financial services	27.3%	31.6%	30.0%	28.6%	33.3%	35.0%	15.8%	44.4%	13.3%	38.1%
Knowledge products	45.5%	47.4%	20.0%	14.3%	22.2%	20.0%	31.6%	11.1%	40.0%	23.8%
Convening services	9.1%	5.3%	0.0%	0.0%	0.0%	5.0%	5.3%	11.1%	6.7%	19.0%
None of the above	0.0%	5.3%	0.0%	0.0%	0.0%	5.0%	0.0%	0.0%	6.7%	0.0%
The combination is appropriate for Comoros	0.0%	5.3%	50.0%	28.6%	33.3%	30.0%	26.3%	22.2%	26.7%	14.3%
Don't know	18.2%	5.3%	0.0%	28.6%	11.1%	5.0%	21.1%	11.1%	6.7%	4.8%

What should the World Bank Group do to improve collaboration with the UN in the field? (Choose no more than THREE)

Percentage of Respondents (Responses combined)	Office of President/Prime Minister/Minister	Employee of a Ministry	PMU/ Consultant on WBG Project	Local Govt.	Bilateral/ Multilateral Agency	Private Sector	CSO	Media	Academia	Other
Organize more joint meetings and missions with the UN	81.8%	52.6%	60.0%	42.9%	80.0%	36.4%	45.0%	33.3%	60.0%	47.6%
Collaborate on analysis, assessments and planning, including on rapid assessments on emerging crisis and changing circumstances when both institutions are engaged	72.7%	47.4%	50.0%	57.1%	30.0%	36.4%	45.0%	66.7%	46.7%	47.6%
Develop joint or complementary projects with the UN, leveraging each organization's comparative advantages	45.5%	52.6%	80.0%	57.1%	90.0%	72.7%	50.0%	55.6%	60.0%	61.9%
Develop guidelines, framework and tools to facilitate operational cooperation and cross-financing	63.6%	47.4%	50.0%	42.9%	20.0%	45.5%	50.0%	44.4%	53.3%	42.9%
Share more information about the World Bank Group's activities, products, and knowledge	9.1%	47.4%	10.0%	28.6%	30.0%	45.5%	45.0%	44.4%	46.7%	33.3%
Involve UN experts to a greater degree in World Bank Group activities	9.1%	10.5%	30.0%	42.9%	20.0%	22.7%	25.0%	22.2%	26.7%	28.6%
Other	0.0%	5.3%	0.0%	0.0%	20.0%	4.5%	0.0%	0.0%	0.0%	0.0%

F. The Future Role of the World Bank Group in Comoros (continued)

Which THREE areas below would benefit most from the World Bank Group playing a leading role among international partners in Comoros? (Choose no more than THREE)

Percentage of Respondents (Responses combined)	Office of President/Prime Minister/Minister	Employee of a Ministry	PMU/ Consultant on WBG Project	Local Govt.	Bilateral/ Multilateral Agency	Private Sector	CSO	Media	Academia	Other
Social cohesion	18.2%	5.3%	0.0%	14.3%	10.0%	22.7%	15.0%	33.3%	6.7%	4.8%
Public financial management	27.3%	31.6%	20.0%	28.6%	30.0%	50.0%	35.0%	66.7%	13.3%	33.3%
Reducing gender based violence	0.0%	0.0%	0.0%	0.0%	0.0%	4.5%	0.0%	0.0%	0.0%	4.8%
Access to energy*	9.1%	42.1%	60.0%	14.3%	70.0%	31.8%	20.0%	55.6%	53.3%	23.8%
Crisis preparedness	9.1%	5.3%	0.0%	0.0%	10.0%	0.0%	5.0%	0.0%	0.0%	9.5%
Crisis response	9.1%	15.8%	10.0%	14.3%	0.0%	4.5%	5.0%	11.1%	13.3%	14.3%
Access to justice systems	36.4%	15.8%	0.0%	14.3%	10.0%	13.6%	10.0%	0.0%	13.3%	9.5%
Access to finance	36.4%	0.0%	40.0%	28.6%	20.0%	27.3%	30.0%	11.1%	13.3%	28.6%
Security mechanisms	0.0%	5.3%	10.0%	0.0%	0.0%	0.0%	0.0%	0.0%	0.0%	0.0%
Conflict resolution mechanisms	0.0%	0.0%	0.0%	0.0%	0.0%	0.0%	0.0%	0.0%	6.7%	4.8%
Support domestic resource mobilization	36.4%	21.1%	10.0%	14.3%	30.0%	9.1%	15.0%	22.2%	0.0%	23.8%
Access to basic services	18.2%	15.8%	30.0%	42.9%	20.0%	9.1%	35.0%	11.1%	33.3%	19.0%
Capacity of state institutions	0.0%	26.3%	20.0%	0.0%	30.0%	22.7%	10.0%	11.1%	20.0%	14.3%
Transparency and anti-corruption	36.4%	15.8%	30.0%	28.6%	10.0%	22.7%	30.0%	33.3%	33.3%	33.3%
Jobs	27.3%	31.6%	40.0%	14.3%	20.0%	13.6%	30.0%	11.1%	33.3%	28.6%
Improving livelihoods	0.0%	0.0%	10.0%	0.0%	0.0%	0.0%	5.0%	11.1%	13.3%	4.8%
Food security	0.0%	10.5%	0.0%	14.3%	0.0%	18.2%	0.0%	11.1%	20.0%	0.0%
Social safety nets	0.0%	15.8%	0.0%	14.3%	20.0%	9.1%	10.0%	11.1%	6.7%	9.5%
Promoting investment	18.2%	15.8%	20.0%	14.3%	20.0%	27.3%	20.0%	0.0%	6.7%	23.8%
Stimulating dialogue to promote peace and stability	18.2%	10.5%	0.0%	0.0%	0.0%	4.5%	20.0%	0.0%	13.3%	4.8%

*Significantly different between stakeholder groups

F. The Future Role of the World Bank Group in Comoros (continued)

Which THREE areas below would benefit most from other donors in Comoros? (Choose no more than THREE)

Percentage of Respondents (Responses combined)	Office of President/Prime Minister/Minister	Employee of a Ministry	PMU/ Consultant on WBG Project	Local Govt.	Bilateral/ Multilateral Agency	Private Sector	CSO	Media	Academia	Other
Social cohesion	0.0%	21.1%	20.0%	14.3%	0.0%	4.5%	25.0%	0.0%	13.3%	4.8%
Public financial management	18.2%	15.8%	10.0%	0.0%	33.3%	18.2%	20.0%	11.1%	6.7%	9.5%
Reducing gender based violence	0.0%	0.0%	10.0%	0.0%	11.1%	9.1%	10.0%	22.2%	13.3%	23.8%
Access to energy	18.2%	26.3%	20.0%	0.0%	11.1%	36.4%	35.0%	44.4%	13.3%	33.3%
Crisis preparedness	27.3%	15.8%	0.0%	0.0%	22.2%	9.1%	10.0%	0.0%	6.7%	9.5%
Crisis response	9.1%	5.3%	20.0%	0.0%	11.1%	4.5%	15.0%	11.1%	6.7%	0.0%
Access to justice systems	9.1%	10.5%	0.0%	42.9%	11.1%	27.3%	15.0%	22.2%	6.7%	14.3%
Access to finance	27.3%	21.1%	0.0%	42.9%	22.2%	18.2%	10.0%	33.3%	13.3%	33.3%
Security mechanisms	0.0%	0.0%	0.0%	0.0%	0.0%	18.2%	5.0%	11.1%	13.3%	0.0%
Conflict resolution mechanisms	9.1%	5.3%	10.0%	14.3%	0.0%	4.5%	0.0%	0.0%	6.7%	4.8%
Support domestic resource mobilization	18.2%	10.5%	20.0%	28.6%	11.1%	13.6%	5.0%	11.1%	20.0%	28.6%
Access to basic services	36.4%	57.9%	20.0%	42.9%	55.6%	50.0%	40.0%	33.3%	40.0%	23.8%
Capacity of state institutions	18.2%	5.3%	30.0%	14.3%	11.1%	18.2%	25.0%	11.1%	13.3%	9.5%
Transparency and anti-corruption	18.2%	10.5%	20.0%	0.0%	22.2%	4.5%	25.0%	11.1%	20.0%	28.6%
Jobs*	45.5%	15.8%	10.0%	0.0%	33.3%	22.7%	0.0%	0.0%	26.7%	33.3%
Improving livelihoods	0.0%	5.3%	10.0%	0.0%	0.0%	9.1%	0.0%	11.1%	13.3%	4.8%
Food security	9.1%	5.3%	30.0%	14.3%	11.1%	9.1%	10.0%	44.4%	26.7%	4.8%
Social safety nets	9.1%	5.3%	20.0%	14.3%	0.0%	0.0%	20.0%	0.0%	20.0%	9.5%
Promoting investment	18.2%	10.5%	10.0%	14.3%	22.2%	18.2%	30.0%	11.1%	20.0%	14.3%
Stimulating dialogue to promote peace and stability*	9.1%	21.1%	40.0%	14.3%	11.1%	4.5%	0.0%	11.1%	0.0%	0.0%

*Significantly different between stakeholder groups

F. The Future Role of the World Bank Group in Comoros (continued)

To what degree does the World Bank Group support with its resources (financial, technical, knowledge and convening power)?

	Which of the following best describes your current position?																													
	Office of President/ Prime Minister/ Minister			Employee of a Ministry			PMU/ Consultant on WBG Project			Local Govt.			Bilateral/ Multilateral Agency			Private Sector			CSO			Media			Academia			Other		
	N	Mean	SD	N	Mean	SD	N	Mean	SD	N	Mean	SD	N	Mean	SD	N	Mean	SD	N	Mean	SD	N	Mean	SD	N	Mean	SD	N	Mean	SD
Social cohesion	3	6.67	2.89	7	6.29	1.80	4	5.75	.96	2	6.50	3.54	3	6.33	1.53	9	5.67	2.65	6	5.00	2.00	3	6.67	2.08	8	5.13	1.25	13	5.46	2.93
Public financial management	6	7.17	1.94	11	7.09	2.63	6	5.83	2.23	4	5.25	1.71	4	6.00	1.83	11	5.73	2.24	8	7.13	1.64	4	6.75	1.71	9	4.67	1.87	17	5.76	2.46
Reducing gender based violence	4	6.50	4.04	8	7.13	1.89	4	3.75	2.50	1	3.00		3	4.33	1.53	12	5.00	2.56	8	5.88	2.36	4	6.50	1.91	9	4.67	2.29	12	5.42	2.43
Access to energy	5	7.00	2.12	12	7.83	1.47	6	6.50	1.87	4	4.00	1.63	3	5.67	2.52	14	5.50	2.44	9	5.33	2.74	4	6.25	2.87	9	6.00	2.24	16	6.75	2.46
Crisis preparedness	5	6.20	3.03	6	7.50	1.52	5	5.20	3.70				3	4.33	0.58	9	4.00	2.18	8	5.13	1.81	4	6.25	2.06	7	6.29	1.80	15	5.20	3.03
Crisis response	5	3.80	3.35	6	6.33	2.16	5	5.40	3.13				3	4.67	0.58	11	4.36	2.06	6	4.83	2.23	3	6.33	2.08	7	6.43	1.81	15	6.07	2.69
Access to justice systems	4	4.25	2.87	6	7.67	2.34	6	5.17	3.25	2	5.00	4.24	4	5.50	1.00	13	4.92	2.18	8	5.25	2.55	2	5.00	2.83	10	6.10	1.91	13	5.23	2.74
Access to finance	5	6.80	3.56	8	6.63	1.69	4	4.25	2.99	3	4.67	1.53	4	6.50	1.29	13	4.62	2.40	9	5.67	2.06	2	6.00	4.24	9	5.67	2.06	15	6.60	2.44
Security mechanisms	4	7.00	1.15	6	7.17	1.72	2	5.50	2.12	1	6.00		3	5.67	2.08	8	4.50	1.60	7	5.29	1.70	3	6.00	2.00	8	5.13	1.55	11	6.00	2.14
Conflict resolution mechanisms	4	5.50	3.32	5	7.20	1.48	2	6.00	1.41				3	5.67	1.53	10	5.60	1.58	8	5.88	2.36	3	6.33	1.15	9	6.00	1.94	13	5.69	2.53
Support domestic resource mobilization	5	6.00	3.08	8	7.13	1.96	4	6.25	1.50	3	5.00	0.00	3	6.33	1.53	11	5.82	1.99	9	6.00	2.55	4	6.25	1.26	8	5.00	2.07	14	6.64	2.41
Access to basic services	4	5.75	0.96	10	7.60	1.51	7	5.86	2.61	5	7.00	1.87	3	7.33	1.15	14	5.79	2.39	12	6.83	1.90	5	6.40	1.67	10	7.20	2.10	14	7.07	2.34
Capacity of state institutions	4	7.25	2.22	8	7.50	1.41	5	6.00	1.41	3	6.67	2.08	4	6.50	1.29	13	6.15	2.51	8	6.75	2.38	4	5.75	1.71	8	6.88	2.42	14	6.86	2.51
Transparency and anti-corruption	4	5.75	1.26	7	7.86	2.41	5	6.00	2.35	2	6.00	4.24	3	6.33	1.53	9	4.78	2.54	11	6.73	2.20	5	5.00	2.00	8	7.75	2.38	15	6.20	2.34
Jobs*	5	7.80	2.28	7	6.43	2.88	6	6.83	2.04	3	3.33	1.15	3	6.33	1.53	13	4.31	1.70	10	5.80	2.53	5	5.60	2.07	8	7.63	2.13	14	6.36	2.73
Improving livelihoods	4	5.25	3.30	6	6.33	2.66	6	6.00	1.67	3	3.67	0.58	3	6.00	2.00	11	4.09	1.76	9	5.56	2.24	4	5.25	1.26	9	6.67	1.94	14	6.43	2.56
Food security*	5	6.00	2.45	7	7.57	1.90	4	6.75	1.50	3	3.67	0.58	4	5.50	2.38	11	3.45	1.75	11	5.73	1.90	3	7.67	1.15	9	6.44	1.67	14	6.36	1.95
Social safety nets*	6	7.33	1.63	8	8.38	0.92	4	7.75	1.71	4	5.25	2.50	3	5.67	2.08	12	5.42	2.11	11	5.91	1.76	3	7.00	1.00	6	5.50	1.87	12	6.42	2.47
Promoting investment	5	6.60	2.51	7	8.29	1.11	4	7.00	1.83	4	4.75	2.50	3	5.00	1.00	12	5.58	2.43	9	6.22	2.17	4	6.00	1.41	8	6.25	2.25	15	6.33	2.69
Stimulating dialogue to promote peace and stability	4	5.50	2.52	7	8.29	1.11	4	7.25	2.06	3	6.00	2.65	3	4.67	0.58	11	6.45	2.11	8	6.63	2.72	2	7.50	0.71	10	6.30	2.41	14	6.86	2.32

*Significantly different between stakeholder groups

G. Communication and Information Sharing

How frequently do you interact with the World Bank Group now in Comoros?*

Percentage of Respondents	Office of President/Prime Minister/Minister	Employee of a Ministry	PMU/ Consultant on WBG Project	Local Govt.	Bilateral/ Multilateral Agency	Private Sector	CSO	Media	Academia	Other
Never	18.2%	21.1%	10.0%	71.4%	10.0%	13.6%	30.0%	22.2%	13.3%	9.5%
Less than once a year	27.3%	10.5%	20.0%	14.3%	10.0%	18.2%	35.0%	22.2%	33.3%	14.3%
Once a year to a few times a year	27.3%	42.1%	20.0%	14.3%	50.0%	50.0%	20.0%	33.3%	40.0%	38.1%
Less than once a month	0.0%	15.8%	20.0%	0.0%	0.0%	13.6%	10.0%	0.0%	0.0%	9.5%
At least once a month	27.3%	5.3%	0.0%	0.0%	20.0%	4.5%	5.0%	22.2%	13.3%	23.8%
At least once a week	0.0%	5.3%	30.0%	0.0%	10.0%	0.0%	0.0%	0.0%	0.0%	4.8%

*Significantly different between stakeholder groups

G. Communication and Information Sharing (continued)

How much face-to-face access would you like to have with the World Bank Group in Comoros (i.e., discussions, meetings, conferences, workshops, training, etc.)?
(Select only ONE response)

Percentage of Respondents	Office of President/Prime Minister/Minister	Employee of a Ministry	PMU/ Consultant on WBG Project	Local Govt.	Bilateral/ Multilateral Agency	Private Sector	CSO	Media	Academia	Other
I prefer more frequent interactions with the World Bank Group	54.5%	63.2%	60.0%	42.9%	60.0%	71.4%	70.0%	55.6%	60.0%	70.0%
I prefer the frequency of my interactions with the World Bank Group to be just about the same as they are currently	27.3%	15.8%	20.0%	0.0%	40.0%	0.0%	0.0%	11.1%	20.0%	15.0%
I prefer less frequent interactions with the World Bank Group	9.1%	0.0%	10.0%	0.0%	0.0%	9.5%	10.0%	0.0%	6.7%	0.0%
I prefer to have no face to face interactions with the World Bank Group	0.0%	10.5%	0.0%	14.3%	0.0%	0.0%	0.0%	0.0%	0.0%	0.0%
Prefer not to answer	9.1%	10.5%	10.0%	42.9%	0.0%	19.0%	20.0%	33.3%	13.3%	15.0%

How do you get most of your information about economic and social development issues in Comoros? (Choose no more than TWO)

Percentage of Respondents (Responses combined)	Office of President/Prime Minister/Minister	Employee of a Ministry	PMU/ Consultant on WBG Project	Local Govt.	Bilateral/ Multilateral Agency	Private Sector	CSO	Media	Academia	Other
Local radio	20.0%	5.3%	30.0%	42.9%	10.0%	4.5%	25.0%	22.2%	6.7%	14.3%
International radio	0.0%	0.0%	20.0%	0.0%	0.0%	9.1%	20.0%	11.1%	0.0%	0.0%
Social media	60.0%	26.3%	0.0%	14.3%	40.0%	31.8%	10.0%	11.1%	33.3%	28.6%
International newspapers	10.0%	21.1%	10.0%	0.0%	0.0%	18.2%	0.0%	33.3%	6.7%	9.5%
Local television	20.0%	15.8%	20.0%	42.9%	0.0%	9.1%	10.0%	11.1%	13.3%	4.8%
Internet	50.0%	52.6%	30.0%	42.9%	60.0%	54.5%	40.0%	55.6%	53.3%	52.4%
Periodicals	0.0%	15.8%	10.0%	0.0%	0.0%	9.1%	10.0%	0.0%	6.7%	19.0%
International television	0.0%	0.0%	20.0%	0.0%	10.0%	0.0%	10.0%	11.1%	13.3%	4.8%
Local newspapers	30.0%	42.1%	40.0%	57.1%	50.0%	50.0%	45.0%	33.3%	53.3%	42.9%
Other	10.0%	10.5%	20.0%	0.0%	10.0%	4.5%	25.0%	0.0%	0.0%	4.8%

How would you prefer to receive information from the World Bank Group? (Choose no more than TWO)

Percentage of Respondents (Responses combined)	Office of President/Prime Minister/Minister	Employee of a Ministry	PMU/ Consultant on WBG Project	Local Govt.	Bilateral/ Multilateral Agency	Private Sector	CSO	Media	Academia	Other
World Bank Group's publications and other written materials	36.4%	36.8%	40.0%	28.6%	30.0%	59.1%	45.0%	44.4%	20.0%	28.6%
e-Newsletters	27.3%	31.6%	50.0%	42.9%	60.0%	36.4%	30.0%	44.4%	40.0%	28.6%
World Bank Group's seminars/workshops/conferences	18.2%	52.6%	50.0%	57.1%	20.0%	40.9%	65.0%	44.4%	46.7%	28.6%
Mobile phones	0.0%	5.3%	0.0%	0.0%	0.0%	0.0%	5.0%	0.0%	13.3%	0.0%
Direct contact with World Bank Group	45.5%	21.1%	30.0%	42.9%	60.0%	31.8%	25.0%	11.1%	53.3%	52.4%
World Bank Group's website	18.2%	26.3%	0.0%	14.3%	0.0%	4.5%	20.0%	11.1%	6.7%	23.8%
Social media*	54.5%	15.8%	10.0%	0.0%	20.0%	18.2%	0.0%	33.3%	13.3%	23.8%
Other	0.0%	0.0%	0.0%	0.0%	0.0%	0.0%	0.0%	11.1%	0.0%	4.8%

*Significantly different between stakeholder groups

G. Communication and Information Sharing (continued)

Are you aware of the World Bank Group's Access to Information Policies under which the World Bank Group discloses any information in its possession that is not on a list of exceptions?

Percentage of Respondents	Office of President/Prime Minister/Minister	Employee of a Ministry	PMU/ Consultant on WBG Project	Local Govt.	Bilateral/ Multilateral Agency	Private Sector	CSO	Media	Academia	Other
Yes	18.2%	42.1%	30.0%	14.3%	20.0%	18.2%	20.0%	22.2%	26.7%	36.8%
No	81.8%	57.9%	70.0%	85.7%	80.0%	81.8%	80.0%	77.8%	73.3%	63.2%

Do you have reliable access to the Internet?

Percentage of Respondents	Office of President/Prime Minister/Minister	Employee of a Ministry	PMU/ Consultant on WBG Project	Local Govt.	Bilateral/ Multilateral Agency	Private Sector	CSO	Media	Academia	Other
Yes	81.8%	94.7%	80.0%	85.7%	100.0%	86.4%	95.0%	100.0%	93.3%	95.2%
No	18.2%	5.3%	20.0%	14.3%	0.0%	13.6%	5.0%	0.0%	6.7%	4.8%

Do you use/have you used the World Bank Group website?*

Percentage of Respondents	Office of President/Prime Minister/Minister	Employee of a Ministry	PMU/ Consultant on WBG Project	Local Govt.	Bilateral/ Multilateral Agency	Private Sector	CSO	Media	Academia	Other
Yes	9.1%	33.3%	50.0%	14.3%	80.0%	50.0%	26.3%	55.6%	40.0%	33.3%
No	90.9%	66.7%	50.0%	85.7%	20.0%	50.0%	73.7%	44.4%	60.0%	66.7%

*Significantly different between stakeholder groups

Do you currently consult the World Bank Group social media sites (e.g., blogs, Facebook, Twitter, YouTube, and Flickr)?

Percentage of Respondents	Office of President/Prime Minister/Minister	Employee of a Ministry	PMU/ Consultant on WBG Project	Local Govt.	Bilateral/ Multilateral Agency	Private Sector	CSO	Media	Academia	Other
Yes	27.3%	22.2%	20.0%	0.0%	10.0%	22.7%	20.0%	22.2%	13.3%	38.1%
No	72.7%	77.8%	80.0%	100.0%	90.0%	77.3%	80.0%	77.8%	86.7%	61.9%

Which Internet connection do you use primarily when visiting a World Bank Group website?

Percentage of Respondents	Office of President/Prime Minister/Minister	Employee of a Ministry	PMU/ Consultant on WBG Project	Local Govt.	Bilateral/ Multilateral Agency	Private Sector	CSO	Media	Academia	Other
High speed/WiFi	90.9%	88.9%	100.0%	83.3%	88.9%	100.0%	89.5%	100.0%	100.0%	95.2%
Dial-up	9.1%	11.1%	0.0%	16.7%	11.1%	0.0%	10.5%	0.0%	0.0%	4.8%

G. Communication and Information Sharing (continued)

How frequently do you consult the World Bank Group's website and/or social media channels (e.g., blogs, Facebook, Twitter, YouTube, Flickr) for information/knowledge that you can use in your work?

Percentage of Respondents	Office of President/Prime Minister	Office of Parliamentarian	Employee of a Ministry	PMU/ Consultant on WBG Project	Local Govt.	Bilateral/ Multilateral Agency	Private Sector	CSO	Media	Independent Government Institution	Academia	Other
Weekly	10.0%	31.6%	11.1%	0.0%	10.0%	18.2%	20.0%	11.1%	20.0%	19.0%	10.0%	31.6%
Monthly	30.0%	15.8%	0.0%	0.0%	20.0%	9.1%	0.0%	22.2%	6.7%	9.5%	30.0%	15.8%
A few times a year	20.0%	21.1%	22.2%	14.3%	30.0%	22.7%	40.0%	22.2%	33.3%	23.8%	20.0%	21.1%
Rarely	30.0%	15.8%	22.2%	57.1%	20.0%	27.3%	15.0%	22.2%	13.3%	23.8%	30.0%	15.8%
Never	10.0%	15.8%	44.4%	28.6%	20.0%	22.7%	25.0%	22.2%	26.7%	23.8%	10.0%	15.8%

Please rate how much you agree with the following statements. (1-Strongly disagree, 10-Strongly agree)

	Which of the following best describes your current position?																													
	Office of President/ Prime Minister/ Minister			Employee of a Ministry			PMU/ Consultant on WBG Project			Local Govt.			Bilateral/ Multilateral Agency			Private Sector			CSO			Media			Academia			Other		
	N	Mean	SD	N	Mean	SD	N	Mean	SD	N	Mean	SD	N	Mean	SD	N	Mean	SD	N	Mean	SD	N	Mean	SD	N	Mean	SD	N	Mean	SD
I find the World Bank Group's websites easy to navigate	2	5.00	0.00	12	7.42	2.31	5	6.60	1.82	2	4.50	.71	6	6.50	1.38	13	5.38	2.36	7	6.00	3.06	7	4.57	2.23	9	6.56	1.81	11	6.64	3.29
I find the information on the World Bank Group's websites useful	3	7.00	2.65	12	7.92	1.93	5	6.20	1.92	3	6.00	1.73	7	7.14	2.19	13	6.31	2.56	7	6.14	3.13	6	6.17	1.17	9	6.22	2.39	12	6.92	2.47
The World Bank Group's social media channels are valuable sources of information about the institution	4	7.75	2.63	10	7.10	2.60	3	6.00	2.65	4	7.25	1.50	3	5.00	1.00	12	6.83	2.12	7	6.57	1.62	6	6.33	2.66	9	6.44	2.13	10	6.30	3.06

H. Background Information

Currently, do you professionally collaborate/work with the World Bank Group (IDA, IFC, or MIGA) in your country?

Percentage of Respondents	Office of President/Prime Minister/Minister	Employee of a Ministry	PMU/ Consultant on WBG Project	Local Govt.	Bilateral/ Multilateral Agency	Private Sector	CSO	Media	Academia	Other
Yes	45.5%	47.4%	60.0%	0.0%	60.0%	22.7%	35.0%	44.4%	33.3%	28.6%
No	54.5%	52.6%	40.0%	100.0%	40.0%	77.3%	65.0%	55.6%	66.7%	71.4%

Which of the following agencies of the World Bank Group do you primarily engage with in Comoros? (Select only ONE response)

Percentage of Respondents	Office of President/Prime Minister/Minister	Employee of a Ministry	PMU/ Consultant on WBG Project	Local Govt.	Bilateral/ Multilateral Agency	Private Sector	CSO	Media	Academia	Other
The World Bank (IDA)	87.5%	90.0%	83.3%	33.3%	85.7%	50.0%	58.3%	80.0%	100.0%	46.2%
The International Finance Corporation (IFC)	0.0%	0.0%	0.0%	0.0%	0.0%	25.0%	8.3%	0.0%	0.0%	0.0%
The Multilateral Investment Guarantee Agency (MIGA)	0.0%	0.0%	0.0%	0.0%	0.0%	12.5%	8.3%	0.0%	0.0%	7.7%
Other	12.5%	10.0%	16.7%	66.7%	14.3%	12.5%	25.0%	20.0%	0.0%	46.2%

H. Background Information (continued)

Do your projects involve both the World Bank and the IFC?

Percentage of Respondents	Office of President/Prime Minister/Minister	Employee of a Ministry	PMU/ Consultant on WBG Project	Local Govt.	Bilateral/ Multilateral Agency	Private Sector	CSO	Media	Academia	Other
Yes	27.3%	21.1%	30.0%	0.0%	10.0%	13.6%	5.0%	33.3%	13.3%	28.6%
No	72.7%	78.9%	70.0%	100.0%	90.0%	86.4%	95.0%	66.7%	86.7%	71.4%

If yes, what was your view of how the two institutions work together in Comoros? (Select only ONE response)

Percentage of Respondents	Office of President/Prime Minister/Minister	Employee of a Ministry	PMU/ Consultant on WBG Project	Local Govt.	Bilateral/ Multilateral Agency	Private Sector	CSO	Media	Academia	Other
The two institutions work well together	0.0%	50.0%	33.3%	0.0%	0.0%	66.7%	0.0%	0.0%	50.0%	16.7%
The way the two institutions work together needs improvement	33.3%	0.0%	66.7%	0.0%	0.0%	33.3%	100.0%	66.7%	0.0%	33.3%
The two institutions do not work well together	0.0%	0.0%	0.0%	0.0%	0.0%	0.0%	0.0%	0.0%	0.0%	0.0%
Don't know	66.7%	50.0%	0.0%	0.0%	100.0%	0.0%	0.0%	33.3%	50.0%	50.0%

Which of the following describes most of your exposure to the World Bank Group in Comoros? (Choose no more than TWO)

Percentage of Respondents (Responses combined)	Office of President/Prime Minister/Minister	Employee of a Ministry	PMU/ Consultant on WBG Project	Local Govt.	Bilateral/ Multilateral Agency	Private Sector	CSO	Media	Academia	Other
Observer*	27.3%	33.3%	0.0%	66.7%	10.0%	40.0%	57.9%	62.5%	30.8%	35.0%
Use World Bank Group reports/data	36.4%	38.9%	44.4%	50.0%	60.0%	45.0%	21.1%	37.5%	61.5%	35.0%
Engage in World Bank Group related/sponsored events/activities	36.4%	33.3%	44.4%	0.0%	10.0%	20.0%	21.1%	25.0%	23.1%	40.0%
Collaborate as part of my professional duties*	54.5%	22.2%	66.7%	16.7%	80.0%	40.0%	36.8%	12.5%	7.7%	35.0%
Use World Bank Group website for information, data, research, etc.	18.2%	27.8%	33.3%	16.7%	10.0%	15.0%	5.3%	25.0%	38.5%	25.0%

*Significantly different between stakeholder groups

What's your gender?

Percentage of Respondents	Office of President/Prime Minister/Minister	Employee of a Ministry	PMU/ Consultant on WBG Project	Local Govt.	Bilateral/ Multilateral Agency	Private Sector	CSO	Media	Academia	Other
Female	9.1%	10.5%	20.0%	0.0%	10.0%	18.2%	30.0%	22.2%	6.7%	9.5%
Male	90.9%	89.5%	80.0%	100.0%	90.0%	81.8%	70.0%	77.8%	93.3%	90.5%

Appendix C: Responses to Indicator Questions by Geographic Location²⁰

● Moroni N=84 ● Other Grande Comore N=18 ● Moheli N=18 ● Anjouan N=24

B. Overall Attitudes toward the World Bank Group

	Which best represents your geographic location?											
	Moroni			Other Grande Comore			Moheli			Anjouan		
	N	Mean	SD	N	Mean	SD	N	Mean	SD	N	Mean	SD
Overall, please rate your impression of the World Bank Group's effectiveness in Comoros.	78	5.95	2.03	17	4.71	2.17	13	6.00	2.58	17	5.94	2.59

(1-Not effective at all, 10-Very effective)

To what extent do you agree with the following statements about the World Bank Group's work in Comoros?

(1-Strongly disagree, 10-Strongly agree)

	Which best represents your geographic location?											
	Moroni			Other Grande Comore			Moheli			Anjouan		
	N	Mean	SD	N	Mean	SD	N	Mean	SD	N	Mean	SD
Overall the World Bank Group currently plays a relevant role in development in Comoros*	77	6.30	2.26	16	4.94	2.35	16	7.38	2.87	20	5.75	2.38
The World Bank Group's work is aligned with what I consider the development priorities for Comoros	75	5.69	2.38	15	4.33	2.26	12	5.58	2.91	20	5.60	2.50

*Significantly different between geographic locations

²⁰ All 144 respondents provided information about their geographic location.

B. Overall Attitudes toward the World Bank Group (continued)

To what extent is the World Bank Group an effective development partner in Comoros, in terms of each of the following?

(1-To no degree at all, 10-To a very significant degree)

	Which best represents your geographic location?											
	Moroni			Other Grande Comore			Moheli			Anjouan		
	N	Mean	SD	N	Mean	SD	N	Mean	SD	N	Mean	SD
Responsiveness to needs	55	5.27	1.97	11	5.27	2.80	7	5.71	2.14	16	5.88	2.60
Flexibility (in terms of the institution's products and services)	55	5.16	1.78	12	4.33	2.42	8	4.38	2.72	15	5.67	2.64
Flexibility (in terms of changing country circumstances)	56	5.38	1.90	9	5.11	2.71	11	5.64	2.66	15	5.87	2.67
Being inclusive	44	5.70	2.05	5	7.60	1.52	4	6.50	2.52	12	6.75	1.54
Openness (sharing data and other information)	67	5.61	2.26	9	6.44	2.30	9	6.00	1.87	18	6.39	2.06
Collaboration with the Government	72	6.78	2.08	13	7.23	1.88	12	7.67	2.06	21	7.29	2.03
The speed in which it gets things accomplished on the ground	57	5.95	1.93	11	4.91	2.63	9	6.11	1.69	15	6.07	1.67
Helping to bring discipline/effective supervision to implementation of investment projects	64	6.27	2.01	12	5.50	1.98	11	7.36	1.36	16	6.63	2.22
Collaboration with civil society	69	5.16	2.16	11	4.64	2.01	11	5.27	2.90	21	6.00	2.37
Staff accessibility	64	5.47	2.19	9	3.78	1.99	12	5.67	3.08	18	5.67	2.33
Collaboration with other donors and development partners	60	6.55	2.14	10	4.70	1.77	9	6.22	2.39	18	6.72	2.05
Collaboration with the private sector	58	4.86	1.88	12	3.92	1.83	12	4.83	2.52	15	5.80	2.60
Collaboration with the UN	54	6.76	2.22	9	6.33	2.06	9	6.56	1.88	15	7.27	2.09
Straightforwardness and honesty	62	6.23	2.39	10	6.00	2.98	11	8.00	1.48	16	6.25	2.62
Treating clients and stakeholders in Comoros with respect	60	6.42	2.16	9	4.78	2.11	8	7.63	1.69	14	6.36	2.34
Being a long-term partner	69	7.58	1.93	13	7.00	2.24	11	7.91	1.64	17	7.00	2.50

C. World Bank Group's Effectiveness and Results

	Which best represents your geographic location?											
	Moroni			Other Grande Comore			Moheli			Anjouan		
	N	Mean	SD	N	Mean	SD	N	Mean	SD	N	Mean	SD
To what extent does the World Bank Group's work help to achieve development results in Comoros?	71	5.76	1.73	14	5.07	2.06	13	5.85	1.99	16	6.06	2.43

(1-To no degree at all, 10-To a very significant degree)

To what extent do you agree with the following statements about the World Bank Group in Comoros?

(1-Strongly disagree, 10-Strongly agree)

	Which best represents your geographic location?											
	Moroni			Other Grande Comore			Moheli			Anjouan		
	N	Mean	SD	N	Mean	SD	N	Mean	SD	N	Mean	SD
The World Bank Group's financial instruments meet the needs of Comoros	66	5.15	2.22	14	4.57	2.14	12	4.75	2.53	18	5.33	2.47
The World Bank Group meets Comoros's needs for knowledge services	66	5.00	2.24	15	4.80	2.46	13	6.08	3.12	19	5.84	2.34

D. The World Bank Group's Knowledge Work and Activities

In Comoros, to what extent do you believe that the World Bank Group's knowledge work and activities:

(1-To no degree at all, 10-To a very significant degree)

	Which best represents your geographic location?											
	Moroni			Other Grande Comore			Moheli			Anjouan		
	N	Mean	SD	N	Mean	SD	N	Mean	SD	N	Mean	SD
Are adaptable to Comoros's specific development challenges and country circumstances	67	5.54	2.00	9	5.44	2.51	12	6.83	2.59	18	4.61	2.23

	Which best represents your geographic location?											
	Moroni			Other Grande Comore			Moheli			Anjouan		
	N	Mean	SD	N	Mean	SD	N	Mean	SD	N	Mean	SD
Overall, how significant a contribution do you believe the World Bank Group's knowledge work and activities make to development results in your country?	68	6.07	2.02	13	6.69	2.63	13	7.54	1.98	20	6.20	2.67
Overall, how would you rate the technical quality of the World Bank Group's knowledge work and activities?	70	5.94	1.66	14	6.57	3.23	13	6.15	2.61	19	5.53	2.29

(1-Not significant at all, 10-Very significant; 1-Very low technical quality, 10-Very high technical quality)

E. Working with the World Bank Group

To what extent do you agree/disagree with the following statements? (1-Strongly disagree, 10-Strongly agree)

	Which best represents your geographic location?											
	Moroni			Other Grande Comore			Moheli			Anjouan		
	N	Mean	SD	N	Mean	SD	N	Mean	SD	N	Mean	SD
The World Bank Group takes decisions quickly in Comoros	55	4.98	2.27	15	5.27	2.63	11	4.91	2.26	13	4.62	2.22
Where country systems are adequate, the World Bank Group makes appropriate use of them	47	5.49	2.31	14	6.79	2.91	11	5.73	2.53	17	6.24	2.33

Appendix D: Responses to Selected Questions by Levels of Collaboration²¹

Note that this appendix presents comparative analysis of the data from those respondents who collaborate with the WBG vs. those respondents who do not collaborate with the WBG and covers the following selected questions from the FY18 Comoros COS questionnaire: All 10-point scale questions and question B4 "When thinking about how the World Bank Group can have the most impact on development results in Comoros, in which sectors do you believe the World Bank Group should focus most of its resources (financial and knowledge services) in Comoros?"

● Collaborating with the WBG N=53

● Not collaborating with the WBG N=89

B. Overall Attitudes toward the World Bank Group

	Currently, do you professionally collaborate/work with the World Bank Group (IDA, IFC, or MIGA) in your country?					
	Yes			No		
	N	Mean	SD	N	Mean	SD
How familiar are you with the work of the World Bank Group in Comoros?*	53	6.02	2.21	89	4.65	2.17

(1-Not familiar at all, 10-Extremely familiar) *Significantly different between collaborators and non-collaborators

	Currently, do you professionally collaborate/work with the World Bank Group (IDA, IFC, or MIGA) in your country?					
	Yes			No		
	N	Mean	SD	N	Mean	SD
Overall, please rate your impression of the World Bank Group's effectiveness in Comoros.*	50	6.66	2.08	73	5.16	2.12

(1-Not effective at all, 10-Very effective) *Significantly different between collaborators and non-collaborators

	Currently, do you professionally collaborate/work with the World Bank Group (IDA, IFC, or MIGA) in your country?					
	Yes			No		
	N	Mean	SD	N	Mean	SD
To what extent do you believe the World Bank Group's staff is well prepared to help Comoros solve its most complicated development challenges?*	48	6.58	2.18	69	5.19	2.18

(1-To no degree at all, 10-To a very significant degree) *Significantly different between collaborators and non-collaborators

²¹Only 142 respondents provided information about whether they collaborated with the WBG, therefore, only responses from these individuals were analyzed.

B. Overall Attitudes toward the World Bank Group (continued)

When thinking about how the World Bank Group can have the most impact on development results in Comoros, in which sectors do you believe the World Bank Group should focus most of its resources (financial and knowledge services) in Comoros? (Choose no more than THREE)

Percentage of Respondents (Responses combined)	Collaborating with the WBG	Not collaborating with the WBG
Food security (nutrition)*	15.1%	4.5%
Urban development	1.9%	6.7%
Gender based violence	0.0%	1.1%
Energy	24.5%	22.5%
Water and sanitation	5.7%	10.1%
Pollution	0.0%	1.1%
Job creation/employment	35.8%	39.3%
Health	15.1%	24.7%
Regional conflict and tensions	0.0%	0.0%
Access to finance	5.7%	11.2%
Social protection	1.9%	4.5%
Gender equity	3.8%	2.2%
Private sector development	24.5%	23.6%
Education	18.9%	18.0%
Public sector governance/reform	22.6%	14.6%
Peace/security/stabilization/reconstruction	0.0%	4.5%
Global/regional integration	1.9%	0.0%
Climate change	3.8%	2.2%
Poverty reduction	18.9%	12.4%
Transparency and anti-corruption	9.4%	12.4%
Judiciary reform	11.3%	13.5%
Economic growth	18.9%	9.0%
Disaster risk management	1.9%	0.0%
Equality of opportunity	0.0%	1.1%
Tourism development	7.5%	12.4%
Local governance and institutions	5.7%	5.6%
Information and communications technology	7.5%	2.2%
Transport and infrastructure	9.4%	14.6%
Agriculture and rural development	18.9%	15.7%
Trade and exports	0.0%	1.1%
Crime and violence	1.9%	0.0%
Natural resource management	1.9%	3.4%
Foreign direct investment	5.7%	3.4%
Social cohesion	1.9%	0.0%

*Significantly different between collaborators and non-collaborators

How EFFECTIVE do you believe the following World Bank Group's instruments are in supporting the Comoros Government's efforts to reduce poverty? (1-Not effective at all, 10-Very effective)

	Currently, do you professionally collaborate/work with the World Bank Group (IDA, IFC, or MIGA) in your country?					
	Yes			No		
	N	Mean	SD	N	Mean	SD
Investment Project Financing (IPF)*	32	6.44	2.35	58	4.90	2.11
Development Policy Financing (DPF)	29	6.10	2.08	50	5.18	1.95
Trust funds and grants*	27	6.85	2.46	47	5.47	2.12
MIGA Guarantees	20	5.55	2.48	32	4.44	2.18
IFC Investment Services	23	5.83	2.42	42	4.90	1.97
IFC Advisory Services	23	5.87	2.49	41	4.88	2.04

*Significantly different between collaborators and non-collaborators

B. Overall Attitudes toward the World Bank Group (continued)

To what extent do you agree with the following statements about the World Bank Group's work in Comoros?

(1-Strongly disagree, 10-Strongly agree)

	Currently, do you professionally collaborate/work with the World Bank Group (IDA, IFC, or MIGA) in your country?					
	Yes			No		
	N	Mean	SD	N	Mean	SD
Overall the World Bank Group currently plays a relevant role in development in Comoros*	50	6.94	2.41	77	5.73	2.31
The World Bank Group's work is aligned with what I consider the development priorities for Comoros*	45	6.78	2.23	75	4.76	2.25

*Significantly different between collaborators and non-collaborators

To what extent is the World Bank Group an effective development partner in Comoros, in terms of each of the following?

(1-To no degree at all, 10-To a very significant degree)

	Currently, do you professionally collaborate/work with the World Bank Group (IDA, IFC, or MIGA) in your country?					
	Yes			No		
	N	Mean	SD	N	Mean	SD
Responsiveness to needs*	35	6.29	2.08	54	4.85	2.09
Flexibility (in terms of the institution's products and services)	35	5.57	2.19	55	4.75	2.04
Flexibility (in terms of changing country circumstances)	37	5.76	2.23	54	5.26	2.16
Being inclusive	27	6.26	1.87	38	5.97	2.12
Openness (sharing data and other information)*	45	6.64	2.08	58	5.24	2.11
Collaboration with the Government	45	7.27	1.94	72	6.89	2.10
The speed in which it gets things accomplished on the ground*	38	6.45	2.08	54	5.44	1.79
Helping to bring discipline/effective supervision to implementation of investment projects	38	6.84	2.28	65	6.06	1.78
Collaboration with civil society*	43	5.93	1.88	69	4.87	2.40
Staff accessibility*	44	6.23	2.19	59	4.75	2.26
Collaboration with other donors and development partners*	37	6.92	2.02	60	6.02	2.19
Collaboration with the private sector*	38	5.61	1.94	59	4.42	2.09
Collaboration with the UN*	35	7.43	1.91	52	6.35	2.18
Straightforwardness and honesty*	43	7.12	2.50	56	5.86	2.28
Treating clients and stakeholders in Comoros with respect*	40	7.25	2.45	51	5.65	1.71
Being a long-term partner*	44	8.23	1.68	66	6.94	2.09

*Significantly different between collaborators and non-collaborators

C. World Bank Group's Effectiveness and Results

In Comoros, to what extent do the World Bank Group's financial resources, advice, and knowledge influence policy related to ... ?

(1-To no degree at all, 10-To a very significantly degree)

	Currently, do you professionally collaborate/work with the World Bank Group (IDA, IFC, or MIGA) in your country?					
	Yes			No		
	N	Mean	SD	N	Mean	SD
Gender*	35	5.66	2.34	53	4.66	2.11
The impact of climate change*	34	5.74	2.18	54	4.74	2.24

*Significantly different between collaborators and non-collaborators

C. World Bank Group's Effectiveness and Results (continued)

How EFFECTIVE do you believe the World Bank Group is in terms of the work it does in the following areas of development in Comoros? (1-Not effective at all, 10-Very effective)

	Currently, do you professionally collaborate/work with the World Bank Group (IDA, IFC, or MIGA) in your country?					
	Yes			No		
	N	Mean	SD	N	Mean	SD
Social protection*	28	5.29	2.31	46	3.39	1.86
Private sector development*	32	5.47	2.51	59	3.80	1.92
Public sector governance/reform*	37	6.65	2.02	70	5.59	2.08
Global/regional integration*	29	5.69	2.02	54	4.65	2.04
Food security (nutrition)*	30	5.80	2.16	53	4.23	2.03
Energy*	39	6.67	2.08	62	5.44	2.47
Job creation/employment	31	5.06	2.11	54	4.15	2.31
Health	32	6.13	2.23	59	5.14	2.55
Access to finance	27	4.89	2.17	48	4.21	2.42
Transport and infrastructure*	33	5.64	2.00	53	4.49	2.51
Agriculture and rural development	34	5.32	1.92	57	5.02	2.23
Trade and exports	23	4.61	1.99	42	4.50	2.34
Natural resource management*	20	5.05	2.35	40	3.65	2.42
Climate change*	27	5.37	2.08	50	4.26	2.40
Poverty reduction*	40	6.03	1.80	70	4.70	2.20
Transparency and anti-corruption*	33	5.00	2.41	55	3.85	2.05
Economic growth*	36	6.06	1.74	62	4.71	2.15
Disaster risk management	27	5.26	1.97	45	4.49	2.32
Equality of opportunity	26	5.15	2.24	46	4.09	2.18
Information and communications technology*	35	6.57	2.15	52	4.90	2.30
Peace/security/stabilization/reconstruction	25	5.92	2.00	55	5.02	2.29
Local governance and institutions	37	5.65	1.81	58	5.05	2.40
Social cohesion	32	5.41	1.90	53	4.62	2.28
Tourism development*	30	4.83	2.21	52	3.67	2.24
Foreign direct investment*	29	4.97	2.47	44	3.66	2.16
Education*	34	6.68	2.31	61	5.07	2.23
Judiciary reform	26	4.88	2.41	53	3.98	2.13
Gender based violence	26	5.08	2.21	44	4.34	2.55
Crime and violence	23	4.57	2.17	39	3.92	2.17
Regional conflict and tensions	23	4.78	2.24	40	4.00	2.26
Water and sanitation	31	6.00	2.11	57	5.19	2.16

*Significantly different between collaborators and non-collaborators

	Currently, do you professionally collaborate/work with the World Bank Group (IDA, IFC, or MIGA) in your country?					
	Yes			No		
	N	Mean	SD	N	Mean	SD
To what extent does the World Bank Group's work help to achieve development results in Comoros?*	46	6.54	1.96	68	5.18	1.66

(1-To no degree at all, 10-To a very significant degree) *Significantly different between collaborators and non-collaborators

C. World Bank Group's Effectiveness and Results (continued)

	Currently, do you professionally collaborate/work with the World Bank Group (IDA, IFC, or MIGA) in your country?					
	Yes			No		
	N	Mean	SD	N	Mean	SD
To what extent does the World Bank Group help to build/strengthen existing country systems in Comoros?*	44	6.48	2.57	65	4.89	2.16

(1-To no degree at all, 10-To a very significant degree) *Significantly different between collaborators and non-collaborators

To what extent do you agree with the following statements about the World Bank Group in Comoros?

(1-Strongly disagree, 10-Strongly agree)

	Currently, do you professionally collaborate/work with the World Bank Group (IDA, IFC, or MIGA) in your country?					
	Yes			No		
	N	Mean	SD	N	Mean	SD
The World Bank Group's financial instruments meet the needs of Comoros*	45	5.93	2.39	65	4.46	1.98
The World Bank Group meets Comoros's needs for knowledge services*	45	6.09	2.34	67	4.64	2.29

*Significantly different between collaborators and non-collaborators

	Currently, do you professionally collaborate/work with the World Bank Group (IDA, IFC, or MIGA) in your country?					
	Yes			No		
	N	Mean	SD	N	Mean	SD
How effectively does the World Bank Group help Comoros to mobilize finance for development from private sector sources?*	37	5.14	2.19	62	4.23	2.13

(1-Not effectively at all, 10-Very effectively) *Significantly different between collaborators and non-collaborators

	Currently, do you professionally collaborate/work with the World Bank Group (IDA, IFC, or MIGA) in your country?					
	Yes			No		
	N	Mean	SD	N	Mean	SD
How effectively does the World Bank Group's SCD and CPF activities support Comoros's efforts to manage crisis related risks?	18	6.33	2.25	27	5.22	1.74

(1-Not effectively at all, 10-Very effectively)

D. The World Bank Group's Knowledge Work and Activities

In Comoros, to what extent do you believe that the World Bank Group's knowledge work and activities:

(1-To no degree at all, 10-To a very significant degree)

	Currently, do you professionally collaborate/work with the World Bank Group (IDA, IFC, or MIGA) in your country?					
	Yes			No		
	N	Mean	SD	N	Mean	SD
Are timely*	43	6.93	1.74	60	5.28	2.08
Include appropriate level of stakeholder involvement during preparation*	42	6.10	2.23	57	4.39	2.04
Lead to practical solutions*	44	6.14	2.01	57	4.49	1.98
Are accessible (well written and easy to understand)*	45	6.60	2.42	58	5.05	2.17
Are source of relevant information on global good practices*	40	7.15	1.99	57	5.46	2.16
Are adequately disseminated*	41	5.85	2.46	63	4.14	2.27
Are translated enough into local language*	38	4.50	3.03	65	3.03	2.23
Are adaptable to Comoros's specific development challenges and country circumstances*	45	6.38	2.18	61	4.89	2.01

*Significantly different between collaborators and non-collaborators

	Currently, do you professionally collaborate/work with the World Bank Group (IDA, IFC, or MIGA) in your country?					
	Yes			No		
	N	Mean	SD	N	Mean	SD
Overall, how significant a contribution do you believe the World Bank Group's knowledge work and activities make to development results in your country?*	46	7.24	1.86	67	5.72	2.29
Overall, how would you rate the technical quality of the World Bank Group's knowledge work and activities?*	48	6.85	1.90	67	5.28	1.97

(1-Not significant at all, 10-Very significant; 1-Very low technical quality, 10-Very high technical quality)

*Significantly different between collaborators and non-collaborators

E. Working with the World Bank Group

To what extent do you agree/disagree with the following statements? (1-Strongly disagree, 10-Strongly agree)

	Currently, do you professionally collaborate/work with the World Bank Group (IDA, IFC, or MIGA) in your country?					
	Yes			No		
	N	Mean	SD	N	Mean	SD
The World Bank Group disburses funds promptly*	37	5.22	2.57	61	4.00	2.11
The World Bank Group effectively monitors and evaluates the projects and programs it supports	47	6.96	2.24	62	6.37	2.41
The World Bank Group's approvals and reviews are done in a timely fashion	42	6.21	2.28	54	5.35	2.14
The World Bank Group's "Safeguard Policy" requirements are reasonable*	34	6.26	2.14	44	5.20	1.98
The World Bank Group's conditions on its lending are reasonable	32	5.41	2.64	46	5.13	1.97
The World Bank Group takes decisions quickly in Comoros*	41	5.59	2.26	51	4.59	2.21
Working with the World Bank Group increases Comoros's institutional capacity*	47	6.81	2.33	65	5.54	2.42
Where country systems are adequate, the World Bank Group makes appropriate use of them*	37	6.51	2.38	50	5.40	2.36

*Significantly different between collaborators and non-collaborators

E. Working with the World Bank Group (continued)

	Currently, do you professionally collaborate/work with the World Bank Group (IDA, IFC, or MIGA) in your country?					
	Yes			No		
	N	Mean	SD	N	Mean	SD
To what extent do you believe the World Bank Group is adequately staffed in Comoros?	42	4.55	2.47	53	4.38	1.86

(1-To no degree at all, 10-To a very significant degree)

	Currently, do you professionally collaborate/work with the World Bank Group (IDA, IFC, or MIGA) in your country?					
	Yes			No		
	N	Mean	SD	N	Mean	SD
To what extent do you believe that the donor community is doing enough to support the government's efforts related to refugees in Comoros?	21	4.86	2.87	37	4.05	2.21

(1-To no degree at all, 10-To a very significant degree)

F. The Future Role of the World Bank Group in Comoros

To what degree does the World Bank Group support with its resources (financial, technical, knowledge and convening power)?

(1-To no degree at all, 10-To a very significant degree)

	Currently, do you professionally collaborate/work with the World Bank Group (IDA, IFC, or MIGA) in your country?					
	Yes			No		
	N	Mean	SD	N	Mean	SD
Social cohesion	22	6.32	2.01	35	5.26	2.17
Public financial management*	31	7.06	2.00	48	5.48	2.16
Reducing gender based violence*	25	6.60	1.96	40	4.73	2.49
Access to energy*	29	7.03	2.16	52	5.83	2.38
Crisis preparedness*	28	6.25	2.37	34	4.82	2.48
Crisis response	23	6.04	2.53	38	5.03	2.32
Access to justice systems	28	6.11	2.71	39	4.92	2.16
Access to finance	28	6.46	2.46	43	5.35	2.27
Security mechanisms*	22	6.32	1.78	30	5.27	1.80
Conflict resolution mechanisms	21	6.48	1.75	36	5.58	2.13
Support domestic resource mobilization	24	6.67	2.10	45	5.82	2.09
Access to basic services	30	7.00	2.00	53	6.47	2.05
Capacity of state institutions	26	7.27	1.76	44	6.25	2.23
Transparency and anti-corruption*	26	7.62	1.98	42	5.45	2.22
Jobs*	29	7.21	2.30	45	5.27	2.27
Improving livelihoods*	25	6.60	1.96	44	5.11	2.24
Food security*	30	6.80	1.67	41	5.12	2.24
Social safety nets*	31	6.97	1.91	37	5.86	2.11
Promoting investment*	29	7.03	1.99	41	5.68	2.32
Stimulating dialogue to promote peace and stability*	26	7.35	1.67	39	6.13	2.39

*Significantly different between collaborators and non-collaborators

G. Communication and Information Sharing

Please rate how much you agree with the following statements. (1-Strongly disagree, 10-Strongly agree)

	Currently, do you professionally collaborate/work with the World Bank Group (IDA, IFC, or MIGA) in your country?					
	Yes			No		
	N	Mean	SD	N	Mean	SD
I find the World Bank Group's websites easy to navigate	31	6.61	2.67	42	5.86	2.23
I find the information on the World Bank Group's websites useful*	32	7.34	2.25	44	6.20	2.21
The World Bank Group's social media channels are valuable sources of information about the institution	26	6.88	2.44	41	6.44	2.19

*Significantly different between collaborators and non-collaborators

Appendix E: Responses to Select Questions by Year²²

All data presented in this appendix are weighted. As a result, means of the FY 2018 data and the total number of respondents indicated will be slightly different from the aggregated responses in Appendix A. Similarly, responses from FY 2016 respondents and the total number of respondents indicated may differ from those reported in the FY 2016 COS report.

- FY 2016 Number of comparable respondents = 132
- FY 2018 Number of comparable respondents = 137

By weighting, the FY 2016 sample has the same stakeholder composition as that in the FY 2018 sample and thus are comparable. The stakeholder groups which do not have respondents in both years are not included in the comparison. The weighted stakeholder breakdown is presented below:

Percentage of Respondents	FY 2016	FY 2018
Office of the President/Prime Minister/Minister	7%	7%
Office of Parliamentarian	5%	5%
Government Institutions	27%	27%
Local Government	6%	6%
Bilateral/Multilateral Agencies	7%	7%
Civil Society	17%	17%
Private Sector	15%	15%
Academia	10%	10%
Media	6%	6%

A. General Issues Facing Comoros

In general, would you say that Comoros is headed in ... ?

Percentage of Respondents	FY 2016	FY 2018
The right direction	36.6%	29.9%
The wrong direction	27.5%	19.7%
Not sure	35.9%	50.4%

B. Overall Attitudes toward the World Bank Group

	Year					
	FY 2016			FY 2018		
	N	Mean	SD	N	Mean	SD
How familiar are you with the work of the World Bank Group in Comoros?	131	5.08	2.40	137	5.18	2.27

(1-Not familiar at all, 10-Extremely familiar)

	Year					
	FY 2016			FY 2018		
	N	Mean	SD	N	Mean	SD
Overall, please rate your impression of the World Bank Group's effectiveness in Comoros.	111	5.36	2.22	119	5.77	2.23

(1-Not effective at all, 10-Very effective)

²² Only those questions that were asked in the FY 2016 and FY 2018 country opinion surveys, with similar response scales/options, are presented.

B. Overall Attitudes toward the World Bank Group (continued)

	Year					
	FY 2016			FY 2018		
	N	Mean	SD	N	Mean	SD
To what extent do you believe the World Bank Group's staff is well prepared to help Comoros solve its most complicated development challenges?	106	5.58	2.33	112	5.76	2.28

(1-To no degree at all, 10-To a very significant degree)

To what extent do you believe that the World Bank Group's work and support help the poorest in Comoros?
(Select only ONE response)

Percentage of Respondents	FY 2016	FY 2018
To a fully sufficient degree	7.8%	3.6%
To a somewhat sufficient degree	14.1%	25.4%
To a somewhat insufficient degree	39.1%	31.2%
To a very insufficient degree	25.8%	23.9%
Don't know	13.3%	15.9%

To what extent do you agree with the following statements about the World Bank Group's work in Comoros?

	Year					
	FY 2016			FY 2018		
	N	Mean	SD	N	Mean	SD
Overall the World Bank Group currently plays a relevant role in development in Comoros	123	6.29	2.38	124	6.19	2.46
The World Bank Group's work is aligned with what I consider the development priorities for Comoros	116	5.43	2.58	115	5.52	2.47

(1-Strongly disagree, 10-Strongly agree)

B. Overall Attitudes toward the World Bank Group (continued)

To what extent is the World Bank Group an effective development partner in Comoros in terms of each of the following?

(1-To no degree at all, 10-To a very significant degree)

	Year					
	FY 2016			FY 2018		
	N	Mean	SD	N	Mean	SD
Responsiveness to needs	102	4.90	2.21	82	5.40	2.20
Flexibility (in terms of the institution's products and services)	94	5.16	2.05	83	5.02	2.11
Flexibility (in terms of changing country circumstances)	98	5.37	2.19	85	5.42	2.22
Being inclusive*	77	5.10	2.09	59	6.06	2.07
Openness (sharing data and other information)	100	6.01	2.41	97	5.82	2.24
Collaboration with the Government	113	7.18	2.22	112	7.05	2.05
The speed in which it gets things accomplished on the ground*	96	5.10	2.31	87	5.83	1.98
Helping to bring discipline/effective supervision to implementation of investment projects [†]				96	6.29	2.03
Collaboration with civil society	113	4.78	2.30	105	5.26	2.28
Staff accessibility	97	5.49	2.40	95	5.31	2.34
Collaboration with other donors and development partners	94	6.69	2.15	90	6.37	2.18
Collaboration with the private sector	103	5.23	2.21	91	4.89	2.12
Collaboration with the UN	82	7.00	2.30	81	6.85	2.15
Straightforwardness and honesty	87	6.45	2.32	91	6.35	2.50
Treating clients and stakeholders in Comoros with respect*	104	7.05	2.32	84	6.31	2.24
Being a long-term partner	110	7.48	2.25	104	7.49	2.08

*Significantly different between FY 2016 and FY 2018 respondents

[†]Only FY 2018 questionnaire had this response option.

C. World Bank Group's Effectiveness and Results

How EFFECTIVE do you believe the World Bank Group is in terms of the work it does in the following areas of development in Comoros? ²³(1-Not effective at all, 10-Very effective)

	Year					
	FY 2016			FY 2018		
	N	Mean	SD	N	Mean	SD
Social protection	70	4.30	2.47	71	4.03	2.26
Private sector development	93	4.50	2.25	86	4.32	2.29
Public sector governance/reform	98	6.20	2.46	102	5.93	2.16
Global/regional integration	61	5.36	2.39	78	4.98	2.13
Food security (nutrition)	82	4.81	2.59	78	4.69	2.21
Energy ¹	101	4.43	2.77	97	5.86	2.42
Job creation/employment	87	3.92	2.46	78	4.56	2.31
Health	85	5.33	2.48	86	5.43	2.53
Access to finance				70	4.48	2.38
Transport and infrastructure ²	74	4.78	2.62	81	5.05	2.41
Agriculture and rural development ³	99	4.79	2.51	84	5.13	2.17
Trade and exports	72	4.14	2.38	62	4.58	2.25
Natural resource management	71	3.79	2.23	56	4.19	2.51
Climate change ⁴	76	5.36	2.64	72	4.50	2.32
Poverty reduction	108	5.34	2.40	103	5.17	2.15
Transparency and anti-corruption ⁵	91	4.62	2.67	83	4.26	2.25
Economic growth	92	5.36	2.26	92	5.25	2.11
Disaster risk management ⁶	66	4.87	2.48	67	4.79	2.26
Equality of opportunity	65	4.37	2.21	68	4.42	2.29
Information and communications technology	82	5.57	2.61	81	5.61	2.42
Peace/security/stabilization/reconstruction	68	5.03	2.42	75	5.29	2.29
Local governance and institutions				89	5.34	2.23
Social cohesion	69	4.57	2.33	80	4.91	2.22
Tourism development				78	4.10	2.31
Foreign direct investment	71	4.42	2.28	68	4.10	2.38
Education	89	5.27	2.50	90	5.63	2.43
Judiciary reform				75	4.40	2.29
Gender based violence				65	4.55	2.49
Crime and violence	58	4.15	2.33	57	4.08	2.21
Regional conflict and tensions	54	4.29	2.48	58	4.25	2.31
Water and sanitation	86	4.77	2.76	83	5.35	2.22

^{*}Significantly different between FY 2016 and FY 2018 respondents.

¹ In FY 2016, the category was "Energy/electricity."

² In FY 2016, the category was "Transport (e.g., roads, bridges, transportation)."

³ In FY 2016, there were two categories related to agriculture and rural development – "Rural development" and "Agricultural development." A mean score of responses to these two categories was calculated and included in a separate variable that then was compared to FY 2018 "Agriculture and rural development" category.

⁴ In FY 2016, the category was "Anti corruption."

⁶ In FY 2016, the category was "Disaster management."

²³ The categories that were compared had the same wording or slightly different wording, but the same meaning. The categories "Local governance and institutions," "Tourism development," and "Gender based violence" were absent in FY 2016; FY 2018 "Access to finance" and "Judiciary reform" categories could not be compared to FY 2016 "Law and justice (e.g., judicial system)" and "Financial markets" categories.

C. World Bank Group's Effectiveness and Results (continued)

	Year					
	FY 2016			FY 2018		
	N	Mean	SD	N	Mean	SD
To what extent does the World Bank Group's work help to achieve development results in Comoros?	110	6.09	2.12	108	5.69	1.92

(1-To no degree at all, 10-To a very significant degree)

	Year					
	FY 2016			FY 2018		
	N	Mean	SD	N	Mean	SD
To what extent does the World Bank Group help to build/strengthen existing country systems in Comoros?*	103	6.15	2.19	105	5.47	2.48

(1-To no degree at all, 10-To a very significant degree) *Significantly different between FY 2016 and FY 2018 respondents.

To what extent do you agree with the following statements about the World Bank Group in Comoros?

(1-Strongly disagree, 10-Strongly agree)

	Year					
	FY 2016			FY 2018		
	N	Mean	SD	N	Mean	SD
The World Bank Group's financial instruments meet the needs of Comoros	105	5.40	2.17	104	5.09	2.29
The World Bank Group meets Comoros's needs for knowledge services	107	5.60	2.37	105	5.23	2.43

D. The World Bank Group's Knowledge Work and Activities

How frequently do you consult World Bank Group's knowledge work and activities in the work you do?

Percentage of Respondents	FY 2016	FY 2018
Weekly	8.5%	6.6%
Monthly	16.2%	13.1%
A few times a year	32.3%	42.3%
Rarely	31.5%	26.3%
Never	11.5%	11.7%

In Comoros, to what extent do you believe that the World Bank Group's knowledge work and activities:

(1-To no degree at all, 10-To a very significant degree)

	Year					
	FY 2016			FY 2018		
	N	Mean	SD	N	Mean	SD
Are timely	94	6.32	2.26	96	6.00	2.08
Include appropriate level of stakeholder involvement during preparation	96	5.30	2.21	93	5.15	2.30
Lead to practical solutions	101	5.16	2.41	93	5.25	2.18
Are accessible (well written and easy to understand)	107	5.37	2.54	97	5.83	2.46
Are source of relevant information on global good practices	97	6.12	2.23	90	6.22	2.29
Are adequately disseminated	100	4.74	2.53	98	4.89	2.60
Are translated enough into local language	97	3.01	2.51	96	3.54	2.67
Are adaptable to Comoros's specific development challenges and country circumstances	103	5.08	2.45	99	5.56	2.22

C. World Bank Group's Effectiveness and Results (continued)

	Year					
	FY 2016			FY 2018		
	N	Mean	SD	N	Mean	SD
Overall, how significant a contribution do you believe the World Bank Group's knowledge work and activities make to development results in your country?	113	6.47	2.34	106	6.35	2.23
Overall, how would you rate the technical quality of the World Bank Group's knowledge work and activities?	105	6.52	2.15	108	5.97	2.11

(1-Not significant at all, 10-Very significant; 1-Very low technical quality, 10-Very high technical quality)

E. Working with the World Bank Group

To what extent do you agree/disagree with the following statements? (1-Strongly disagree, 10-Strongly agree)

	Year					
	FY 2016			FY 2018		
	N	Mean	SD	N	Mean	SD
The World Bank Group disburses funds promptly	102	3.96	2.53	92	4.43	2.36
The World Bank Group effectively monitors and evaluates the projects and programs it supports	115	6.40	2.56	104	6.60	2.43
The World Bank Group's approvals and reviews are done in a timely fashion	106	5.03	2.27	91	5.57	2.32
The World Bank Group's "Safeguard Policy" requirements are reasonable	85	5.69	2.29	75	5.55	2.17
The World Bank Group's conditions on its lending are reasonable	92	5.62	2.43	76	5.15	2.26
The World Bank Group takes decisions quickly in Comoros	97	4.52	2.41	88	4.91	2.31
Working with the World Bank Group increases Comoros's institutional capacity	115	6.65	2.26	108	6.13	2.50
Where country systems are adequate, the World Bank Group makes appropriate use of them*	89	6.63	2.30	82	5.84	2.53

*Significantly different between FY 2016 and FY 2018 respondents.

	Year					
	FY 2016			FY 2018		
	N	Mean	SD	N	Mean	SD
To what extent do you believe the World Bank Group is adequately staffed in Comoros?	97	3.90	2.59	92	4.48	2.15

(1-To no degree at all, 10-To a very significant degree)

F. The Future Role of the World Bank Group in Comoros

When considering the combination of services that the World Bank Group offers in Comoros, and taking into account its limited level of resources, which ONE of the following do you believe the World Bank Group should offer more of in Comoros?* (Select only ONE response)

Percentage of Respondents	FY 2016	FY 2018
Financial services	38.2%	28.4%
Knowledge products	13.0%	29.9%
Convening services	11.5%	6.0%
None of the above	2.3%	2.2%
The combination is appropriate for Comoros	25.2%	22.4%
Don't know	9.9%	11.2%

*Significantly different between FY 2016 and FY 2018 respondents.

G. Communication and Information Sharing

Are you aware of the World Bank Group's Access to Information Policies under which the World Bank Group discloses any information in its possession that is not on a list of exceptions?

Percentage of Respondents	FY 2016	FY 2018
Yes	23.4%	25.0%
No	76.6%	75.0%

Do you use/have you used the World Bank Group website?

Percentage of Respondents	FY 2016	FY 2018
Yes	39.7%	38.5%
No	60.3%	61.5%

Do you currently consult the World Bank Group social media sites (e.g., blogs, Facebook, Twitter, YouTube, and Flickr)?

Percentage of Respondents	FY 2016	FY 2018
Yes	26.7%	19.9%
No	73.3%	80.1%

Which Internet connection do you use primarily when visiting a World Bank Group website?*

Percentage of Respondents	FY 2016	FY 2018
High speed/WiFi	83.1%	94.4%
Dial-up	16.9%	5.6%

*Significantly different between FY 2016 and FY 2018 respondents.

Please rate how much you agree with the following statements. (1-Strongly disagree, 10-Strongly agree)

	Year					
	FY 2016			FY 2018		
	N	Mean	SD	N	Mean	SD
I find the World Bank Group's websites easy to navigate	43	7.12	2.14	71	6.24	2.44
I find the information on the World Bank Group's websites useful	45	7.31	1.93	73	6.72	2.32
The World Bank Group's social media channels are valuable sources of information about the institution	51	7.32	2.31	63	6.67	2.23

Appendix F: Indicator Questions as a Function of Exposure to the World Bank Group

Indicator Question	Currently, do you professionally collaborate/work with the World Bank Group in your country?		Which of the following describes most of your exposure to the World Bank Group in Comoros? (Choose no more than TWO)									
	Not collaborating with the WBG	Collaborating with the WBG	Observer		Use WBG reports/data		Engage in WBG activities		Collaborate		Use WBG website	
			No Mean	Yes Mean	No Mean	Yes Mean	No Mean	Yes Mean	No Mean	Yes Mean	No Mean	Yes Mean
Overall, please rate your impression of the World Bank Group's effectiveness in Comoros.	5.16	6.66	5.96	5.42	5.81	5.76	5.60	6.24	5.75	5.84	5.91	5.29
Overall the World Bank Group currently plays a relevant role in development in Comoros	5.73	6.94	6.32	5.68	6.36	5.76	5.69	7.21	5.87	6.52	6.22	5.69
The World Bank Group's work is aligned with what I consider the development priorities for Comoros	4.76	6.78	5.95	4.72	5.42	5.68	5.25	6.32	5.19	6.09	5.60	5.29
Responsiveness to needs	4.85	6.29	5.54	4.97	5.09	5.63	5.12	5.84	5.09	5.79	5.48	4.64
Flexibility (in terms of the institution's products and services)	4.75	5.57	5.21	4.61	5.13	4.82	4.67	5.67	4.82	5.33	5.13	4.38
Flexibility (in terms of changing country circumstances)	5.26	5.76	5.55	5.00	5.53	5.15	5.17	5.78	5.28	5.54	5.37	5.33
Being inclusive	5.97	6.26	6.37	5.33	5.97	6.07	6.07	5.90	5.82	6.33	5.92	6.56
Openness (sharing data and other information)	5.24	6.64	6.11	5.25	5.60	6.02	5.54	6.38	5.58	6.17	5.90	5.37
Collaboration with the Government	6.89	7.27	7.08	6.95	7.45	6.47	6.91	7.37	6.99	7.13	6.90	7.54
The speed in which it gets things accomplished on the ground	5.44	6.45	6.17	5.24	5.70	6.00	5.56	6.36	5.79	5.86	5.90	5.40
Helping to bring discipline/effective supervision to implementation of investment projects	6.06	6.84	6.58	5.86	6.25	6.40	6.07	6.90	6.13	6.73	6.29	6.42
Collaboration with civil society	4.87	5.93	5.58	4.80	5.31	5.27	4.99	6.07	5.32	5.22	5.19	5.62
Staff accessibility	4.75	6.23	5.81	4.51	5.13	5.62	4.93	6.31	5.29	5.44	5.40	5.11
Collaboration with other donors and development partners	6.02	6.92	6.79	5.81	6.47	6.31	6.15	7.08	6.40	6.41	6.22	7.11
Collaboration with the private sector	4.42	5.61	4.98	4.69	5.00	4.68	4.52	5.73	4.89	4.83	4.82	5.06
Collaboration with the UN	6.35	7.43	7.28	6.18	6.96	6.69	6.43	7.80	6.85	6.82	6.79	7.06
Straightforwardness and honesty	5.86	7.12	6.74	5.82	6.23	6.66	6.06	7.17	6.43	6.39	6.46	6.25
Treating clients and stakeholders in Comoros with respect	5.65	7.25	6.84	5.55	6.27	6.54	6.17	6.82	6.32	6.50	6.34	6.53
Being a long-term partner	6.94	8.23	7.90	6.81	7.51	7.51	7.29	8.07	7.37	7.74	7.49	7.59
To what extent does the World Bank Group's work help to achieve development results in Comoros?	5.18	6.54	5.86	5.42	5.81	5.60	5.55	6.12	5.73	5.70	5.62	6.09
To what extent does the World Bank Group help to build/strengthen existing country systems in Comoros?	4.89	6.48	5.83	5.18	5.93	5.22	5.41	6.13	5.59	5.68	5.54	5.95
The World Bank Group's financial instruments meet the needs of Comoros	4.46	5.93	5.30	4.74	5.05	5.20	4.96	5.48	5.24	4.89	5.08	5.23
The World Bank Group meets Comoros's needs for knowledge services	4.64	6.09	5.51	4.62	5.16	5.26	5.01	5.66	5.33	4.97	5.07	5.64
World Bank Group's knowledge work and activities are adaptable to Comoros's specific development challenges and country circumstances	4.89	6.38	5.65	5.03	5.33	5.60	5.31	5.74	5.48	5.38	5.40	5.63
Overall, how significant a contribution do you believe the World Bank Group's knowledge work and activities make to development results in your country?	5.72	7.24	6.63	5.68	6.52	6.02	5.97	7.13	6.20	6.49	6.24	6.55
Overall, how would you rate the technical quality of the World Bank Group's knowledge work and activities?	5.28	6.85	6.18	5.58	6.15	5.78	5.86	6.29	5.96	6.02	5.87	6.39
The World Bank Group takes decisions quickly in Comoros	4.59	5.59	5.17	4.86	4.94	5.25	4.95	5.38	5.00	5.18	5.19	4.50
Where country systems are adequate, the World Bank Group makes appropriate use of them	5.40	6.51	6.37	5.11	5.83	6.09	5.57	6.83	6.06	5.72	5.81	6.39

Yellow highlight indicates significant difference between Yes and No means.

Appendix G: Comoros FY18 COS Questionnaire



World Bank Group Country Survey FY 2018 – Comoros

The World Bank Group is interested in gauging the views of clients and partners who are either involved in development in Comoros or who observe activities related to social and economic development. The following survey will give the World Bank Group's team that works in Comoros, greater insight into how the Bank's work is perceived. This is one tool the World Bank Group uses to assess the views of its stakeholders, and to develop more effective strategies that support development in Comoros.

A local independent firm has been hired to oversee the logistics of this survey. This ensures anonymity and confidentiality. We hope you'll be candid.

Finally, the survey relates to the World Bank Group's work. The World Bank Group consists of IBRD, IDA, IFC, MIGA, and ICSID. When responding to the survey, please consider the area of the World Bank Group with which you are most familiar.

To complete the survey, please circle/check the response that most accurately reflects your opinion. If you prefer not to answer a question, please leave it blank. If you feel that you do not have an adequate amount of information on a subject, please check "Don't know".

PLEASE NOTE: IN SOME CASES THE SURVEY WILL ASK FOR A SPECIFIC NUMBER OF RESPONSES. PLEASE DO NOT CHOOSE ANY MORE THAN REQUESTED. IF MORE RESPONSES ARE CHOSEN, DATA CANNOT BE INCLUDED IN ANALYSIS.

SECTION A: GENERAL ISSUES FACING COMOROS

A1. In general, would you say that Comoros is headed in ... ?	
1	The right direction
2	The wrong direction
3	Not sure

A2. Listed below are a number of development priorities in Comoros. Please identify which of the following you consider the most important development priorities in Comoros. (Choose no more than THREE)			
1	Health	18	Information and communications technology
2	Access to finance	19	Tourism development
3	Gender based violence	20	Foreign direct investment
4	Social protection (e.g., pensions, targeted social assistance)	21	Transport and infrastructure (e.g., roads, bridges, transportation)
5	Gender equity (closing the gap between women and men, and boys and girls)	22	Agriculture and rural development
6	Private sector development	23	Trade and exports
7	Education	24	Crime and violence
8	Peace/security/stabilization/reconstruction	25	Social cohesion
9	Public sector governance/reform (i.e., government effectiveness, public financial management, public expenditure, fiscal system reform)	26	Natural resource management (e.g., oil, gas)
10	Global/regional integration	27	Climate change (e.g., mitigation, adaptation)
11	Food security (nutrition)	28	Poverty reduction
12	Urban development	29	Transparency and anti-corruption
13	Energy	30	Judiciary reform
14	Water and sanitation	31	Economic growth
15	Regional conflict and tensions	32	Local governance and institutions
16	Pollution	33	Disaster risk management
17	Job creation/employment	34	Equality of opportunity (i.e., social inclusion)

SECTION A: GENERAL ISSUES

A3. Poverty reduction is a broad term that encompasses work in many different areas.			
Which THREE areas of development listed below do you believe would contribute most to reducing poverty in Comoros? (Choose no more than THREE)			
1	Social cohesion	18	Regional conflict and tensions
2	Energy	19	Urban development
3	Transparency and anti-corruption	20	Natural resource management (e.g., oil, gas)
4	Economic growth	21	Water and sanitation
5	Disaster risk management	22	Pollution
6	Equality of opportunity (i.e., social inclusion)	23	Job creation/employment
7	Tourism development	24	Health
8	Local governance and institutions	25	Peace/security/stabilization/reconstruction
9	Information and communications technology	26	Access to finance
10	Social protection (e.g., pensions, targeted social assistance)	27	Public sector governance/reform (i.e., government effectiveness, public financial management, public expenditure, fiscal system reform)
11	Agriculture and rural development	28	Gender equity (closing the gap between women and men, and boys and girls)
12	Trade and exports	29	Private sector development
13	Crime and violence	30	Education
14	Climate change (e.g., mitigation, adaptation)	31	Global/regional integration
15	Transport and infrastructure (e.g., roads, bridges, transportation)	32	Food security (nutrition)
16	Judiciary reform	33	Gender based violence
17	Foreign direct investment		

SECTION A: GENERAL ISSUES

A4. The World Bank Group's "Shared Prosperity" goal captures two key elements, economic growth and equity. It will seek to foster income growth among the bottom 40 percent of a country's population. Improvement in the Shared Prosperity Indicator requires growth and well-being of the less well-off. When thinking about the idea of "shared prosperity" in your country, which of the following TWO best illustrate how this would be achieved in Comoros? (Choose no more than TWO)

1	Better opportunity for the poor who live in rural areas
2	Better opportunity for the poor who live in urban areas
3	Consistent economic growth
4	More reliable social safety net
5	Better access to energy (including renewables)
6	Greater access to micro-finance for the poor
7	Greater voice and participation for citizens to help ensure greater accountability
8	Education and training that better ensure job opportunity
9	Better quality public services
10	Better employment opportunities for young people
11	Better employment opportunities for women
12	Greater access to health and nutrition for citizens
13	Better entrepreneurial opportunities (i.e., to start small and medium sized businesses)
14	A growing middle class
15	Other (please specify): _____

A5. When considering the characteristics of a fragile state, please identify which of the following best illustrate fragility in Comoros. (Choose no more than TWO)

1	None. I do not consider Comoros a fragile state.
2	Policy inconsistency
3	Weak social cohesion
4	Weak institutional capacity
5	Food insecurity
6	High levels of corruption
7	Weak accountability
8	Lack of security (i.e., conflict and violence)
9	Political uncertainty
10	Lack of access to development finance
11	Other (please specify): _____

SECTION B: OVERALL ATTITUDES TOWARD THE WORLD BANK GROUP

B1. How familiar are you with the work of the World Bank Group in Comoros?									
1	2	3	4	5	6	7	8	9	10
Not familiar at all								Extremely familiar	

B2. Overall, please rate your impression of the World Bank Group's effectiveness in Comoros.										
1	2	3	4	5	6	7	8	9	10	<input type="checkbox"/>
Not effective at all								Very effective		Don't know

B3. To what extent do you believe the World Bank Group's staff is well prepared (e.g., skills and knowledge) to help Comoros solve its most complicated development challenges?										
1	2	3	4	5	6	7	8	9	10	<input type="checkbox"/>
To no degree at all								To a very significant degree		Don't know

B4. When thinking about how the World Bank Group can have the most impact on development results in Comoros, in which sectors do you believe the World Bank Group should focus most of its resources (financial and knowledge services) in Comoros? (Choose no more than THREE)							
1	Food security (nutrition)			18	Climate change (e.g., mitigation, adaptation)		
2	Urban development			19	Poverty reduction		
3	Gender based violence			20	Transparency and anti-corruption		
4	Energy			21	Judiciary reform		
5	Water and sanitation			22	Economic growth		
6	Pollution			23	Disaster risk management		
7	Job creation/employment			24	Equality of opportunity (i.e., social inclusion)		
8	Health			25	Tourism development		
9	Regional conflict and tensions			26	Local governance and institutions		
10	Access to finance			27	Information and communications technology		
11	Social protection (e.g., pensions, targeted social assistance)			28	Transport and infrastructure (e.g., roads, bridges, transportation)		
12	Gender equity (closing the gap between women and men, and boys and girls)			29	Agriculture and rural development		
13	Private sector development			30	Trade and exports		
14	Education			31	Crime and violence		
15	Public sector governance/reform (i.e., government effectiveness, public financial management, public expenditure, fiscal system reform)			32	Natural resource management (e.g., oil, gas)		
16	Peace/security/stabilization/reconstruction			33	Foreign direct investment		
17	Global/regional integration			34	Social cohesion		

SECTION B: OVERALL ATTITUDES TOWARD THE WORLD BANK GROUP

B5. When thinking about the World Bank Group's role, which activity do you believe is of greatest VALUE and which activity is of second greatest value in Comoros?			
		Greatest Value (Choose only ONE)	Second Greatest Value (Choose only ONE)
1	Bringing together different groups of stakeholders	<input type="checkbox"/>	<input type="checkbox"/>
2	Capacity development related to World Bank Group supported projects	<input type="checkbox"/>	<input type="checkbox"/>
3	Technical assistance	<input type="checkbox"/>	<input type="checkbox"/>
4	Policy advice, studies, analyses	<input type="checkbox"/>	<input type="checkbox"/>
5	Financial resources	<input type="checkbox"/>	<input type="checkbox"/>
6	Data and statistics	<input type="checkbox"/>	<input type="checkbox"/>
7	Promoting knowledge sharing	<input type="checkbox"/>	<input type="checkbox"/>
8	Implementation support	<input type="checkbox"/>	<input type="checkbox"/>
9	Mobilizing third party financial resources	<input type="checkbox"/>	<input type="checkbox"/>
10	Donor coordination	<input type="checkbox"/>	<input type="checkbox"/>
11	Strategy formulation (e.g., SCA2D assistance)	<input type="checkbox"/>	<input type="checkbox"/>
12	Other (please specify): _____	<input type="checkbox"/>	<input type="checkbox"/>

B6. Which of the following do you identify as the World Bank Group's greatest WEAKNESSES in its work in Comoros? (Choose no more than TWO)	
1	Not collaborating enough with private sector
2	Not adequately collaborating with organizations such as bilaterals, multilaterals, trust funds, UN agencies
3	Not aligned with country priorities
4	Not adequately sensitive to political/social realities in Comoros
5	Too influenced by developed countries
6	World Bank Group's processes too slow
7	World Bank Group's processes too complex
8	Not exploring alternative policy options
9	Not sufficiently focused on results
10	Not in it for the long term
11	Its advice and strategies do not lend themselves to practical problem solving
12	Not collaborating enough with civil society (including NGOs, CBOs, beneficiary representatives)
13	Not enough public disclosure of its work
14	Arrogant in its approach
15	The credibility of its knowledge/data
16	Not focused enough on issues that are unique to post-conflict countries
17	Inadequate number of World Bank Group staff members located in the country
18	Not willing to honestly criticize policies and reform efforts in the country
19	Staff too inaccessible
20	Other (please specify): _____
21	Don't know

SECTION B: OVERALL ATTITUDES TOWARD THE WORLD BANK GROUP

B7. To what extent do you believe that the World Bank Group's work and support help the poorest in Comoros? (Select only ONE response)

1	To a fully sufficient degree
2	To a somewhat sufficient degree
3	To a somewhat insufficient degree
4	To a very insufficient degree
5	Don't know

B8. How EFFECTIVE do you believe the following World Bank Group's instruments are in supporting the Comoros Government's efforts to reduce poverty? (If you have NO exposure to/experience with the instruments listed below, please select "N/A")

		Not effective at all										Very effective		N/A
		1	2	3	4	5	6	7	8	9	10			
1	Investment Project Financing (IPF)	1	2	3	4	5	6	7	8	9	10	<input type="checkbox"/>		
2	Development Policy Financing (DPF)	1	2	3	4	5	6	7	8	9	10	<input type="checkbox"/>		
3	Trust funds and grants	1	2	3	4	5	6	7	8	9	10	<input type="checkbox"/>		
4	MIGA Guarantees	1	2	3	4	5	6	7	8	9	10	<input type="checkbox"/>		
5	IFC Investment Services	1	2	3	4	5	6	7	8	9	10	<input type="checkbox"/>		
6	IFC Advisory Services	1	2	3	4	5	6	7	8	9	10	<input type="checkbox"/>		

B9. In addition to the regular relations with the national government, which TWO of the following groups should the World Bank Group collaborate with more in your country? (Choose no more than TWO)

1	Beneficiaries	9	Foundations
2	Youth/university groups	10	Media
3	Private sector	11	UN and regional peace keeping forces
4	Local government	12	Emerging donors
5	Donor community	13	UN agencies
6	NGOs/Community Based Organizations	14	Regional organizations (e.g., the Common Market for Eastern and Southern Africa [COMESA], the Southern African Development Community [SADC])
7	Academia/think tanks/research institutes	15	Other (please specify): _____
8	Parliament	16	Don't know

To what extent do you agree with the following statements about the World Bank Group's work in Comoros?

		Strongly disagree										Strongly agree		Don't know
		1	2	3	4	5	6	7	8	9	10			
B10	Overall the World Bank Group currently plays a relevant role in development in Comoros	1	2	3	4	5	6	7	8	9	10	<input type="checkbox"/>		
B11	The World Bank Group's work is aligned with what I consider the development priorities for Comoros	1	2	3	4	5	6	7	8	9	10	<input type="checkbox"/>		

SECTION B: OVERALL ATTITUDES TOWARD THE WORLD BANK GROUP

To what extent is the World Bank Group an effective development partner in Comoros, in terms of each of the following?												
		To no degree at all					To a very significant degree					Don't know
		1	2	3	4	5	6	7	8	9	10	
B12	Responsiveness to needs											<input type="checkbox"/>
B13	Flexibility (in terms of the institution's products and services)											<input type="checkbox"/>
B14	Flexibility (in terms of changing country circumstances)											<input type="checkbox"/>
B15	Being inclusive											<input type="checkbox"/>
B16	Openness (sharing data and other information)											<input type="checkbox"/>
B17	Collaboration with the Government											<input type="checkbox"/>
B18	The speed in which it gets things accomplished on the ground											<input type="checkbox"/>
B19	Helping to bring discipline/effective supervision to implementation of investment projects											<input type="checkbox"/>
B20	Collaboration with civil society											<input type="checkbox"/>
B21	Staff accessibility											<input type="checkbox"/>
B22	Collaboration with other donors and development partners											<input type="checkbox"/>
B23	Collaboration with the private sector											<input type="checkbox"/>
B24	Collaboration with the UN											<input type="checkbox"/>
B25	Straightforwardness and honesty											<input type="checkbox"/>
B26	Treating clients and stakeholders in Comoros with respect											<input type="checkbox"/>
B27	Being a long-term partner											<input type="checkbox"/>

B28. To what extent does the World Bank Group partner with the right people to support work on the ground in Comoros? (Select only ONE response)	
1	Nearly never
2	Rarely
3	Sometimes
4	Nearly always
5	Don't know
6	Prefer not to answer

SECTION B: OVERALL ATTITUDES TOWARD THE WORLD BANK GROUP

B29. Which TWO organizations do you think it is most valuable for the World Bank Group to collaborate with to tackle fragility in Comoros? (Select no more than TWO)	
1	World Food Program (WFP)
2	World Health Organization (WHO)
3	United Nations Development Program (UNDP)
4	United Nations Peacekeeping
5	Save the Children
6	The Red Cross
7	The United Nations International Children's Emergency Fund (UNICEF)
8	The International Committee of the Red Cross (ICRC)
9	None. I don't believe the World Bank Group needs to partner with the UN organizations.
10	Don't know

B30. When World Bank Group assisted reform efforts fail or are slow to take place, which of the following would you attribute this to? (Choose no more than THREE)	
1	There is an inadequate level of private sector participation and support
2	Poor donor coordination
3	The World Bank Group is not sensitive enough to political/social realities on the ground
4	Lack of/inadequate levels of capacity in Government
5	There is not an adequate level of citizen/civil society participation
6	Corruption
7	Poor coordination within the World Bank Group
8	Ongoing conflict and instability
9	Inadequate funding
10	The World Bank Group does not provide the government with consistent support throughout the reform effort
11	Political pressures and obstacles
12	Reforms are not well thought out in light of country challenges
13	Poor coordination within the Government
14	Other (please specify): _____

SECTION C: WORLD BANK GROUP'S EFFECTIVENESS AND RESULTS

C1. In Comoros, to what extent do the World Bank Group's financial resources, advice, and knowledge influence policy related to ... ?

		To no degree at all					To a very significant degree					Don't know
1	Gender (i.e., closing the gap between women and men, and boys and girls)	1	2	3	4	5	6	7	8	9	10	<input type="checkbox"/>
2	The impact of climate change	1	2	3	4	5	6	7	8	9	10	<input type="checkbox"/>

**SECTION C: WORLD BANK GROUP'S EFFECTIVENESS AND RESULTS**

C2. How EFFECTIVE do you believe the World Bank Group is in terms of the work it does in the following areas of development in Comoros? *(If you have NO exposure to/experience in working in any of the sectors listed below, please respond "Don't know")*

		Not effective at all										Very effective	Don't know
		1	2	3	4	5	6	7	8	9	10		
1	Social protection (e.g., pensions, targeted social assistance)	1	2	3	4	5	6	7	8	9	10		<input type="checkbox"/>
2	Private sector development	1	2	3	4	5	6	7	8	9	10		<input type="checkbox"/>
3	Public sector governance/reform (i.e., government effectiveness, public financial management, public expenditure, fiscal system reform)	1	2	3	4	5	6	7	8	9	10		<input type="checkbox"/>
4	Global/regional integration	1	2	3	4	5	6	7	8	9	10		<input type="checkbox"/>
5	Food security (nutrition)	1	2	3	4	5	6	7	8	9	10		<input type="checkbox"/>
6	Energy	1	2	3	4	5	6	7	8	9	10		<input type="checkbox"/>
7	Job creation/employment	1	2	3	4	5	6	7	8	9	10		<input type="checkbox"/>
8	Health	1	2	3	4	5	6	7	8	9	10		<input type="checkbox"/>
9	Access to finance	1	2	3	4	5	6	7	8	9	10		<input type="checkbox"/>
10	Transport and infrastructure (e.g., roads, bridges, transportation)	1	2	3	4	5	6	7	8	9	10		<input type="checkbox"/>
11	Agriculture and rural development	1	2	3	4	5	6	7	8	9	10		<input type="checkbox"/>
12	Trade and exports	1	2	3	4	5	6	7	8	9	10		<input type="checkbox"/>
13	Natural resource management (e.g., oil, gas)	1	2	3	4	5	6	7	8	9	10		<input type="checkbox"/>
14	Climate change (e.g., mitigation, adaptation)	1	2	3	4	5	6	7	8	9	10		<input type="checkbox"/>
15	Poverty reduction	1	2	3	4	5	6	7	8	9	10		<input type="checkbox"/>
16	Transparency and anti-corruption	1	2	3	4	5	6	7	8	9	10		<input type="checkbox"/>
17	Economic growth	1	2	3	4	5	6	7	8	9	10		<input type="checkbox"/>
18	Disaster risk management	1	2	3	4	5	6	7	8	9	10		<input type="checkbox"/>
19	Equality of opportunity (i.e., social inclusion)	1	2	3	4	5	6	7	8	9	10		<input type="checkbox"/>
20	Information and communications technology	1	2	3	4	5	6	7	8	9	10		<input type="checkbox"/>
21	Peace/security/stabilization/reconstruction	1	2	3	4	5	6	7	8	9	10		<input type="checkbox"/>
22	Local governance and institutions	1	2	3	4	5	6	7	8	9	10		<input type="checkbox"/>
23	Social cohesion	1	2	3	4	5	6	7	8	9	10		<input type="checkbox"/>
24	Tourism development	1	2	3	4	5	6	7	8	9	10		<input type="checkbox"/>
25	Foreign direct investment	1	2	3	4	5	6	7	8	9	10		<input type="checkbox"/>
26	Education	1	2	3	4	5	6	7	8	9	10		<input type="checkbox"/>
27	Judiciary reform	1	2	3	4	5	6	7	8	9	10		<input type="checkbox"/>
28	Gender based violence	1	2	3	4	5	6	7	8	9	10		<input type="checkbox"/>
29	Crime and violence	1	2	3	4	5	6	7	8	9	10		<input type="checkbox"/>
30	Regional conflict and tensions	1	2	3	4	5	6	7	8	9	10		<input type="checkbox"/>
31	Water and sanitation	1	2	3	4	5	6	7	8	9	10		<input type="checkbox"/>

**SECTION C: WORLD BANK GROUP'S EFFECTIVENESS AND RESULTS**

C3. To what extent does the World Bank Group's work help to achieve development results in Comoros?											
1	2	3	4	5	6	7	8	9	10	<input type="checkbox"/>	
To no degree at all									To a very significant degree		Don't know

C4. To what extent does the World Bank Group help to build/strengthen existing country systems (e.g., procurement, financial management, etc.) in Comoros?											
1	2	3	4	5	6	7	8	9	10	<input type="checkbox"/>	
To no degree at all									To a very significant degree		Don't know

To what extent do you agree with the following statements about the World Bank Group in Comoros?												
		Strongly disagree								Strongly agree		Don't know
C5	The World Bank Group's financial instruments (i.e., investment lending, Development Policy Loan, Trust Funds, etc.) meet the needs of Comoros	1	2	3	4	5	6	7	8	9	10	<input type="checkbox"/>
C6	The World Bank Group meets Comoros's needs for knowledge services (e.g., research, analysis, data, technical assistance)	1	2	3	4	5	6	7	8	9	10	<input type="checkbox"/>

C7. How effectively does the World Bank Group help Comoros to mobilize finance for development from private sector sources?											
1	2	3	4	5	6	7	8	9	10	<input type="checkbox"/>	
Not effectively at all									Very effectively		Don't know

SECTION C: WORLD BANK GROUP'S EFFECTIVENESS AND RESULTS

C8. How effectively does the World Bank Group's SCD and CPF activities support Comoros's efforts to manage crisis related risks? <i>[Please only respond if you are familiar with the WBG's Systematic Country Diagnosis (SCD) and Country Partnership Framework (CPF)]</i>												
1	2	3	4	5	6	7	8	9	10	<input type="checkbox"/>		
Not effectively at all										Very effectively		Don't know

C9. When considering the World Bank Group's emphasis on risk preparedness and prevention, which of the following statements best describes recent WBG's activities? (Select only one response)	
1	The World Bank Group is providing less valuable support than in the past, to enhance the Comoros's ability to systematically identify and monitor risks by drawing on the best data, technology, and knowledge
2	The World Bank Group is providing more valuable support than in the past, to enhance the Comoros's ability to systematically identify and monitor risks by drawing on the best data, technology, and knowledge
3	The World Bank Group's approach and work related to systematically identifying and monitoring risks in Comoros has remained constant
4	Don't know

SECTION D: THE WORLD BANK GROUP'S KNOWLEDGE WORK AND ACTIVITIES (i.e., ANALYSIS, STUDIES, RESEARCH, DATA, REPORTS, CONFERENCES)

D1. How frequently do you consult World Bank Group's knowledge work and activities in the work you do?

1	Weekly
2	Monthly
3	A few times a year
4	Rarely
5	Never

In Comoros, to what extent do you believe that the World Bank Group's knowledge work and activities:

		To no degree at all										To a very significant degree										Don't know
D2	Are timely	1	2	3	4	5	6	7	8	9	10	1	2	3	4	5	6	7	8	9	10	<input type="checkbox"/>
D3	Include appropriate level of stakeholder involvement during preparation	1	2	3	4	5	6	7	8	9	10	1	2	3	4	5	6	7	8	9	10	<input type="checkbox"/>
D4	Lead to practical solutions	1	2	3	4	5	6	7	8	9	10	1	2	3	4	5	6	7	8	9	10	<input type="checkbox"/>
D5	Are accessible (well written and easy to understand)	1	2	3	4	5	6	7	8	9	10	1	2	3	4	5	6	7	8	9	10	<input type="checkbox"/>
D6	Are source of relevant information on global good practices	1	2	3	4	5	6	7	8	9	10	1	2	3	4	5	6	7	8	9	10	<input type="checkbox"/>
D7	Are adequately disseminated	1	2	3	4	5	6	7	8	9	10	1	2	3	4	5	6	7	8	9	10	<input type="checkbox"/>
D8	Are translated enough into local language	1	2	3	4	5	6	7	8	9	10	1	2	3	4	5	6	7	8	9	10	<input type="checkbox"/>
D9	Are adaptable to Comoros's specific development challenges and country circumstances	1	2	3	4	5	6	7	8	9	10	1	2	3	4	5	6	7	8	9	10	<input type="checkbox"/>

D10. Overall, how significant a contribution do you believe the World Bank Group's knowledge work and activities make to development results in your country?

1	2	3	4	5	6	7	8	9	10	<input type="checkbox"/>
Not significant at all									Very significant	Don't know

D11. Overall, how would you rate the technical quality of the World Bank Group's knowledge work and activities?

1	2	3	4	5	6	7	8	9	10	<input type="checkbox"/>
Very low technical quality									Very high technical quality	Don't know

SECTION E: WORKING WITH THE WORLD BANK GROUP

E1. When working with the World Bank Group on programs, projects and other activities, do you believe that the team ... ? (Select only ONE response)	
1	Almost never has the right skills mix to tackle the challenges of fragility
2	Rarely has the right skills mix to tackle the challenges of fragility
3	Sometimes has the right skills mix to tackle the challenges of fragility
4	Almost always has the right skills mix to tackle the challenges of fragility
5	Don't know
6	Prefer not to answer

To what extent do you agree/disagree with the following statements?													
		Strongly disagree										Strongly agree	Don't know
		1	2	3	4	5	6	7	8	9	10		
E2	The World Bank Group disburses funds promptly	1	2	3	4	5	6	7	8	9	10	<input type="checkbox"/>	
E3	The World Bank Group effectively monitors and evaluates the projects and programs it supports	1	2	3	4	5	6	7	8	9	10	<input type="checkbox"/>	
E4	The World Bank Group's approvals and reviews are done in a timely fashion	1	2	3	4	5	6	7	8	9	10	<input type="checkbox"/>	
E5	The World Bank Group's "Safeguard Policy" requirements are reasonable	1	2	3	4	5	6	7	8	9	10	<input type="checkbox"/>	
E6	The World Bank Group's conditions on its lending are reasonable	1	2	3	4	5	6	7	8	9	10	<input type="checkbox"/>	
E7	The World Bank Group takes decisions quickly in Comoros	1	2	3	4	5	6	7	8	9	10	<input type="checkbox"/>	
E8	Working with the World Bank Group increases Comoros's institutional capacity	1	2	3	4	5	6	7	8	9	10	<input type="checkbox"/>	
E9	Where country systems (e.g., procurement, financial management, etc.) are adequate, the World Bank Group makes appropriate use of them	1	2	3	4	5	6	7	8	9	10	<input type="checkbox"/>	

E10. To what extent do you believe the World Bank Group is adequately staffed in Comoros?												
1	2	3	4	5	6	7	8	9	10	<input type="checkbox"/>		
To no degree at all									To a very significant degree	Don't know		

SECTION E: WORKING WITH THE WORLD BANK GROUP

E11. To what extent do you believe that the donor community is doing enough to support the government's efforts related to refugees in Comoros?										
1	2	3	4	5	6	7	8	9	10	<input type="checkbox"/>
To no degree at all									To a very significant degree	Don't know

E12. In which of the following areas do you believe the World Bank Group should provide most of its resources when it comes to providing support to the refugee crisis in Comoros? (Choose no more than TWO)	
1	Education
2	Health
3	Energy
4	Supporting poor and marginalized local communities
5	Jobs
6	Business development
7	Governance
8	Infrastructure
9	Social cohesion
10	Public services
11	Macro issues (fiscal accounts, balance of payments, etc.)
12	Don't know
13	Other (please specify): _____

E13. Please rate how you feel when you think about the impact of the refugees in regards to....						
		A very negative impact	A somewhat negative impact	A somewhat positive impact	A very positive impact	No impact at all
1	Comoros's economy	<input type="checkbox"/>	<input type="checkbox"/>	<input type="checkbox"/>	<input type="checkbox"/>	<input type="checkbox"/>
2	Social cohesion	<input type="checkbox"/>	<input type="checkbox"/>	<input type="checkbox"/>	<input type="checkbox"/>	<input type="checkbox"/>
3	National security	<input type="checkbox"/>	<input type="checkbox"/>	<input type="checkbox"/>	<input type="checkbox"/>	<input type="checkbox"/>
4	Public service delivery	<input type="checkbox"/>	<input type="checkbox"/>	<input type="checkbox"/>	<input type="checkbox"/>	<input type="checkbox"/>
5	Comoros's poor and marginalized	<input type="checkbox"/>	<input type="checkbox"/>	<input type="checkbox"/>	<input type="checkbox"/>	<input type="checkbox"/>

SECTION F: THE FUTURE ROLE OF THE WORLD BANK GROUP IN COMOROS

F1. Which of the following SHOULD the World Bank Group do to make itself of greater value in Comoros? (Choose no more than TWO)	
1	Work more with private sector
2	Increase the level of World Bank Group staffing in Comoros's office
3	Offer more innovative knowledge services
4	Collaborate more effectively with Government clients (e.g., national, state, local)
5	Work faster
6	Reduce the complexity of obtaining World Bank Group financing
7	Help to bring discipline/effective supervision to implementation of World Bank Group projects
8	Collaborate more effectively with organizations such as bilaterals, multilaterals, trust funds, UN agencies
9	Offer more innovative financial products
10	Ensure greater selectivity in its work
11	Provide more adequate data/knowledge/statistics/figures on Comoros's economy
12	Improve the competitiveness of its financing compared to markets (e.g., cost, timeliness, other terms)
13	Work more with civil society and beneficiary representatives
14	Increase the level of capacity development in the country
15	Leverage the private sector more (i.e., mobilize private sector development)
16	Improve the quality of its experts as related to Comoros's specific challenges
17	Other (please specify): _____

F2. When considering the combination of services that the World Bank Group offers in Comoros, and taking into account its limited level of resources, which ONE of the following do you believe the World Bank Group should offer more of in Comoros? (Select only ONE response)	
1	Financial services
2	Knowledge products
3	Convening services
4	None of the above
5	The combination is appropriate for Comoros
6	Don't know

SECTION F: THE FUTURE ROLE OF THE WORLD BANK GROUP IN COMOROS

F3. What should the World Bank Group do to improve collaboration with the UN in the field? (Choose no more than THREE)	
1	Organize more joint meetings and missions with the UN
2	Collaborate on analysis, assessments and planning, including on rapid assessments on emerging crisis and changing circumstances when both institutions are engaged
3	Develop joint or complementary projects with the UN, leveraging each organization's comparative advantages
4	Develop guidelines, framework and tools to facilitate operational cooperation and cross-financing
5	Share more information about the World Bank Group's activities, products, and knowledge
6	Involve UN experts to a greater degree in World Bank Group activities
7	Other (please specify): _____

F4. Please answer the following questions:		(Choose no more than THREE for each column)	
		A. Which THREE areas below would benefit most from the World Bank Group playing a leading role among international partners in Comoros?	B. Which THREE areas below would benefit most from other donors in Comoros?
1	Social cohesion	<input type="checkbox"/>	<input type="checkbox"/>
2	Public financial management	<input type="checkbox"/>	<input type="checkbox"/>
3	Reducing gender based violence	<input type="checkbox"/>	<input type="checkbox"/>
4	Access to energy (i.e., renewables)	<input type="checkbox"/>	<input type="checkbox"/>
5	Crisis preparedness	<input type="checkbox"/>	<input type="checkbox"/>
6	Crisis response	<input type="checkbox"/>	<input type="checkbox"/>
7	Access to justice systems	<input type="checkbox"/>	<input type="checkbox"/>
8	Access to finance	<input type="checkbox"/>	<input type="checkbox"/>
9	Security mechanisms	<input type="checkbox"/>	<input type="checkbox"/>
10	Conflict resolution mechanisms	<input type="checkbox"/>	<input type="checkbox"/>
11	Support domestic resource mobilization	<input type="checkbox"/>	<input type="checkbox"/>
12	Access to basic services (e.g., health, education)	<input type="checkbox"/>	<input type="checkbox"/>
13	Capacity of state institutions	<input type="checkbox"/>	<input type="checkbox"/>
14	Transparency and anti-corruption	<input type="checkbox"/>	<input type="checkbox"/>
15	Jobs	<input type="checkbox"/>	<input type="checkbox"/>
16	Improving livelihoods	<input type="checkbox"/>	<input type="checkbox"/>
17	Food security	<input type="checkbox"/>	<input type="checkbox"/>
18	Social safety nets	<input type="checkbox"/>	<input type="checkbox"/>
19	Promoting investment	<input type="checkbox"/>	<input type="checkbox"/>
20	Stimulating dialogue to promote peace and stability	<input type="checkbox"/>	<input type="checkbox"/>

SECTION F: THE FUTURE ROLE OF THE WORLD BANK GROUP IN COMOROS

F5. To what degree does the World Bank Group support with its resources (financial, technical, knowledge and convening power)?													
		To no degree at all						To a very significant degree				Don't know	Prefer not to answer
		1	2	3	4	5	6	7	8	9	10		
1	Social cohesion	1	2	3	4	5	6	7	8	9	10	<input type="checkbox"/>	<input type="checkbox"/>
2	Public financial management	1	2	3	4	5	6	7	8	9	10	<input type="checkbox"/>	<input type="checkbox"/>
3	Reducing gender based violence	1	2	3	4	5	6	7	8	9	10	<input type="checkbox"/>	<input type="checkbox"/>
4	Access to energy (i.e., renewables)	1	2	3	4	5	6	7	8	9	10	<input type="checkbox"/>	<input type="checkbox"/>
5	Crisis preparedness	1	2	3	4	5	6	7	8	9	10	<input type="checkbox"/>	<input type="checkbox"/>
6	Crisis response	1	2	3	4	5	6	7	8	9	10	<input type="checkbox"/>	<input type="checkbox"/>
7	Access to justice systems	1	2	3	4	5	6	7	8	9	10	<input type="checkbox"/>	<input type="checkbox"/>
8	Access to finance	1	2	3	4	5	6	7	8	9	10	<input type="checkbox"/>	<input type="checkbox"/>
9	Security mechanisms	1	2	3	4	5	6	7	8	9	10	<input type="checkbox"/>	<input type="checkbox"/>
10	Conflict resolution mechanisms	1	2	3	4	5	6	7	8	9	10	<input type="checkbox"/>	<input type="checkbox"/>
11	Support domestic resource mobilization	1	2	3	4	5	6	7	8	9	10	<input type="checkbox"/>	<input type="checkbox"/>
12	Access to basic services (e.g., health, education)	1	2	3	4	5	6	7	8	9	10	<input type="checkbox"/>	<input type="checkbox"/>
13	Capacity of state institutions	1	2	3	4	5	6	7	8	9	10	<input type="checkbox"/>	<input type="checkbox"/>
14	Transparency and anti-corruption	1	2	3	4	5	6	7	8	9	10	<input type="checkbox"/>	<input type="checkbox"/>
15	Jobs	1	2	3	4	5	6	7	8	9	10	<input type="checkbox"/>	<input type="checkbox"/>
16	Improving livelihoods	1	2	3	4	5	6	7	8	9	10	<input type="checkbox"/>	<input type="checkbox"/>
17	Food security	1	2	3	4	5	6	7	8	9	10	<input type="checkbox"/>	<input type="checkbox"/>
18	Social safety nets	1	2	3	4	5	6	7	8	9	10	<input type="checkbox"/>	<input type="checkbox"/>
19	Promoting investment	1	2	3	4	5	6	7	8	9	10	<input type="checkbox"/>	<input type="checkbox"/>
20	Stimulating dialogue to promote peace and stability	1	2	3	4	5	6	7	8	9	10	<input type="checkbox"/>	<input type="checkbox"/>

SECTION G: COMMUNICATION AND INFORMATION SHARING

G1. How frequently do you interact with the World Bank Group now in Comoros?	
1	Never
2	Less than once a year
3	Once a year to a few times a year
4	Less than once a month
5	At least once a month
6	At least once a week

G2. How much face-to-face access would you like to have with the World Bank Group in Comoros (i.e., discussions, meetings, conferences, workshops, training, etc.)? (Select only ONE response)	
1	I prefer more frequent interactions with the World Bank Group
2	I prefer the frequency of my interactions with the World Bank Group to be just about the same as they are currently
3	I prefer less frequent interactions with the World Bank Group
4	I prefer to have no face to face interactions with the World Bank Group
5	Prefer not to answer

G3. How do you get most of your information about economic and social development issues in Comoros? (Choose no more than TWO)			
1	Local radio	6	Internet
2	International radio	7	Periodicals
3	Social media (e.g., blogs, Facebook, Twitter, YouTube, Flickr)	8	International television
4	International newspapers	9	Local newspapers
5	Local television	10	Other (please specify): _____

G4. How would you prefer to receive information from the World Bank Group? (Choose no more than TWO)			
1	World Bank Group's publications and other written materials	5	Direct contact with World Bank Group (i.e., face to face meetings/discussions)
2	e-Newsletters	6	World Bank Group's website
3	World Bank Group's seminars/workshops/conferences	7	Social media (e.g., blogs, Facebook, Twitter, YouTube, Flickr)
4	Mobile phones	8	Other (please specify): _____

SECTION G: COMMUNICATION AND INFORMATION SHARING

G5	Are you aware of the World Bank Group's Access to Information Policies under which the World Bank Group discloses any information in its possession that is not on a list of exceptions?	Yes	No
G6	Do you have reliable access to the Internet?	Yes	No
G7	Do you use/have you used the World Bank Group website?	Yes	No
G8	Do you currently consult the World Bank Group social media sites (e.g., blogs, Facebook, Twitter, YouTube, and Flickr)?	Yes	No

G9. Which Internet connection do you use primarily when visiting a World Bank Group website?	
1	High speed/WiFi
2	Dial-up

G10. How frequently do you consult the World Bank Group's website and/or social media channels (e.g., blogs, Facebook, Twitter, YouTube, Flickr) for information/knowledge that you can use in your work?	
1	Weekly
2	Monthly
3	A few times a year
4	Rarely
5	Never

Please rate how much you agree with the following statements.													
		Strongly disagree								Strongly agree		Don't know	
G11	I find the World Bank Group’s websites easy to navigate	1	2	3	4	5	6	7	8	9	10	<input type="checkbox"/>	
G12	I find the information on the World Bank Group’s websites useful	1	2	3	4	5	6	7	8	9	10	<input type="checkbox"/>	
G13	The World Bank Group’s social media channels (e.g., blogs, Facebook, Twitter, YouTube, Flickr) are valuable sources of information about the institution	1	2	3	4	5	6	7	8	9	10	<input type="checkbox"/>	

SECTION H: BACKGROUND INFORMATION

H1. Which of the following best describes your current position? (Select only ONE response)			
1	Office of the President, Prime Minister	11	NGO/Community Based Organization
2	Office of Minister	12	Media (press, radio, TV, web, etc.)
3	Office of Parliamentarian	13	Independent Government Institution (i.e., Regulatory Agency, Central Bank/oversight institution)
4	Employee of a Ministry, Ministerial Department or Implementation Agency	14	Trade Union
5	Project Management Unit (PMU) overseeing implementation of project/ Consultant/Contractor working on World Bank Group supported project/program	15	Faith-Based Group
6	Local Government Office or Staff	16	Youth Group
7	Bilateral/Multilateral Agency	17	Academia/Research Institute/Think Tank
8	Private Sector Organization	18	Judiciary Branch
9	Private Foundation	19	Other (please specify): _____
10	Financial Sector/Private Bank		

H2. Please identify the primary specialization of your work. (Select only ONE response)			
1	Water	12	Gender
2	Social protection and labor	13	Transport and ICT
3	Fragility, conflict and violence	14	Urban, rural, and social development
4	Environment and natural resources	15	Governance
5	Public-private partnerships	16	Poverty
6	Education	17	Jobs
7	Health, nutrition, and population	18	Agriculture
8	Energy and extractives	19	Climate change
9	Macroeconomics and fiscal management	20	Generalist (specialized in multiple sectors)
10	Trade and competitiveness	21	Other (please specify): _____
11	Finance and markets		

H3. Currently, do you professionally collaborate/work with the World Bank Group (IDA, IFC, or MIGA) in your country?	
1	Yes
2	No

H4. Which of the following agencies of the World Bank Group do you primarily engage with in Comoros? (Select only ONE response)	
1	The World Bank (IDA)
2	The International Finance Corporation (IFC)
3	The Multilateral Investment Guarantee Agency (MIGA)
4	Other (please specify): _____

SECTION H: BACKGROUND INFORMATION

H5. Do your projects involve both the World Bank and the IFC? (If YES please go to Question H6; If NO please go to H7)	
1	Yes
2	No

H6. If yes, what was your view of how the two institutions work together in Comoros? (Select only ONE response)	
1	The two institutions work well together
2	The way the two institutions work together needs improvement
3	The two institutions do not work well together
4	Don't know

H7. Which of the following describes most of your exposure to the World Bank Group in Comoros? (Choose no more than TWO)	
1	Observer (i.e., follow in media, discuss in informal conversations, etc.)
2	Use World Bank Group reports/data
3	Engage in World Bank Group related/sponsored events/activities
4	Collaborate as part of my professional duties
5	Use World Bank Group website for information, data, research, etc.

H8. What's your gender?	
1	Female
2	Male

H9. What's your age?	
1	25 and under
2	26-35
3	36-45
4	46-55
5	56 and above

H10. Which best represents your geographic location?	
1	Moroni
2	Other Grande Comore
3	Moheli
4	Anjouan

Thank you for completing the survey!