

FY 2018 Mauritania Country Opinion Survey Report

THE WORLD BANK GROUP

Public Opinion Research Group



September 2018



Acknowledgements

The Mauritania Country Opinion Survey is part of the Country Opinion Survey Program series of the World Bank Group. This report was prepared by the Public Opinion Research Group (PORG), led by Sharon Felzer (Senior Communications Officer, Head of PORG). Svetlana Markova, Jessica Cameron, and Calita Woods oversaw design, reporting, and analysis. Dania Mendoza and Noreen Wambui provided data support. PORG acknowledges the significant contribution from the Mauritania country team and the independent local fielding agency Kanzy Consulting. In particular, PORG is grateful for the support from El Hadramy Oubeid (Public Sector Specialist) and Sidi Traore (Administrative Assistant) who coordinated the survey related activities from Nouakchott, Mauritania.



Country Opinion Surveys
THE WORLD BANK GROUP



Table of Contents

I. Objectives	3
II. Methodology.....	3
III. Demographics of the Sample.....	4
IV. General Issues Facing Mauritania.....	8
V. Overall Attitudes toward the World Bank Group.....	12
VI. Sectoral Effectiveness.....	18
VII. How the World Bank Group Operates	22
VIII. World Bank Group's Knowledge and Instruments	28
IX. The Future Role of the World Bank Group in Mauritania	33
X. Communication and Outreach	38
XI. Appendices.....	42

MAURITANIA





I. Objectives

This survey was designed to assist the World Bank Group (WBG) in gaining a better understanding of how stakeholders in Mauritania perceive the WBG. The survey explored:

- *General Issues Facing Mauritania*
- *Overall Attitudes toward the World Bank Group*
- *World Bank Group's Effectiveness and Results*
- *The World Bank Group's Knowledge Work and Activities*
- *Working with the World Bank Group*
- *The Future Role of the World Bank Group in Mauritania*
- *Communication and Information Sharing*
- *Background Information*

II. Methodology

From April to July 2018, 509 stakeholders of the WBG in Mauritania were invited to provide their opinions on the WBG's work in the country by participating in a Country Opinion Survey. Participants were drawn from the Office of the President, Prime Minister; office of a minister; office of a parliamentarian; ministries/ministerial departments/implementation agencies; Project Management Units (PMUs) overseeing implementation of WBG projects; consultants/contractors working on WBG-supported projects/programs; local governments; bilateral and multilateral agencies; private sector organizations; private foundations; the financial sector/private banks; NGOs and community based organizations; the media; independent government institutions; trade unions; faith-based groups; youth groups; academia/research institutes/think tanks; the judiciary branch; and other organizations.

A total of 321 stakeholders participated in the survey (63% response rate). Respondents received and completed the questionnaires via the online survey platform Qualtrics, or received and returned the questionnaires via courier or post.

Every country that engages in the Country Opinion Survey (COS) must include specific indicator questions that will be aggregated for the World Bank Group's annual Corporate Scorecard. These questions are identified throughout the survey report.

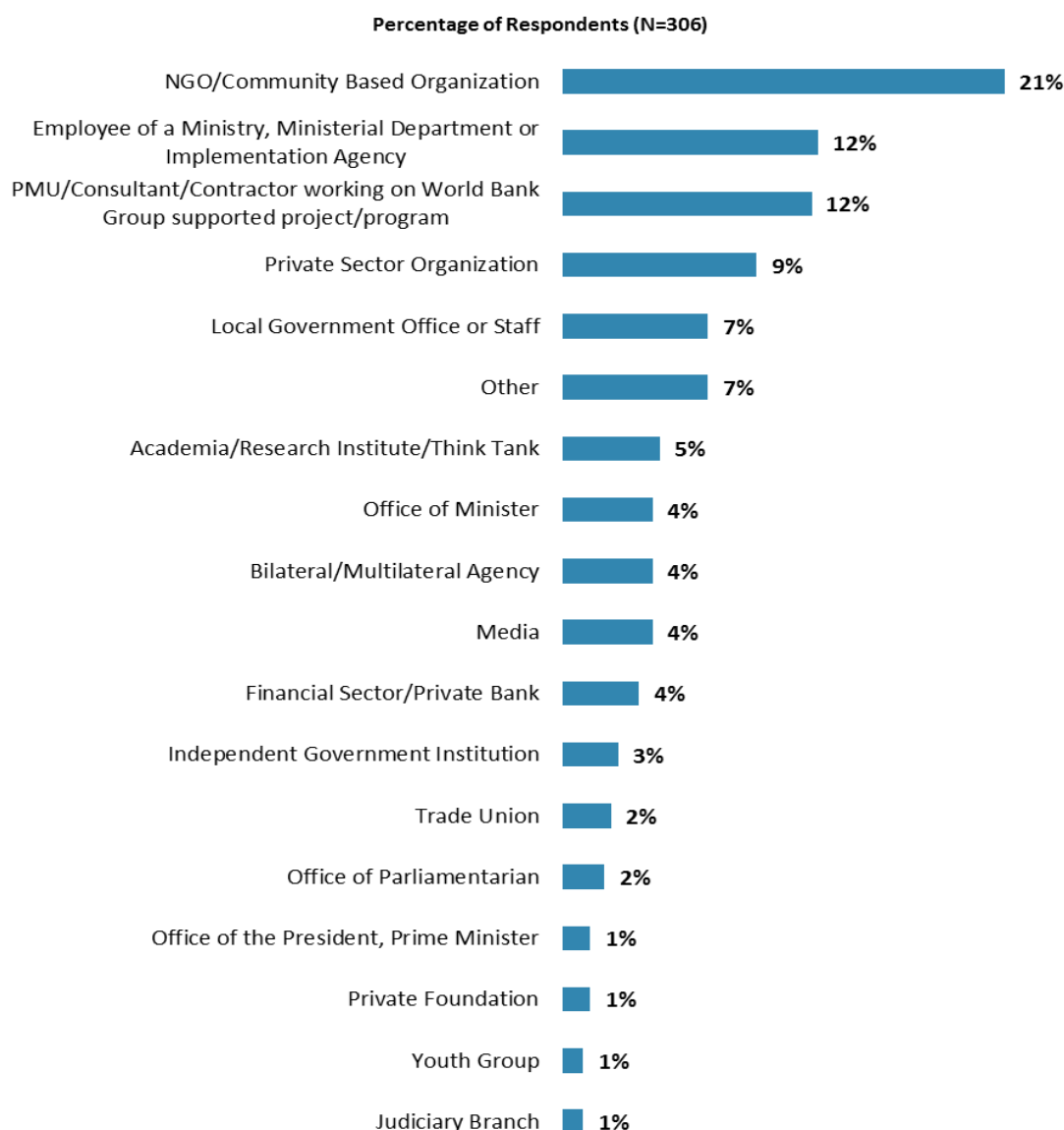
The results in this year's Country Survey were compared to those in the Country Survey conducted in FY'15 (response rate was 52%, N=204). Data were weighted to reach the same stakeholder composition in two years, which allows for year comparisons. Stakeholder groups which were not present in both fiscal years were not included in the comparison. Respondents who belonged to the "other" stakeholder category were not included either. As a result, mean ratings, percentages of respondents, and the total number of respondents in both years are slightly different from those of the original data reported in the FY'15 COS report and the non-weighted data presented in appendices A, B, C, D, and F. For the weighted stakeholder breakdown and year comparison results, please refer to Appendix E (page 88).



III. Demographics of the Sample

Current Position

- For further analyses, respondents from the Office of the President/Prime Minister were combined with respondents from the office of a minister; employees of ministries/ministerial departments/implementation agencies were combined with respondents from PMUs/consultants/contractors working on WBG-supported projects; respondents from the financial sector/private banks were combined with those from private sector organizations; respondents from NGOs/community based organizations, private foundations, trade unions, and youth groups were combined in the “CSO” category; and the small number of respondents from the office of a parliamentarian, independent government institutions, and the judiciary branch were included in the “Other” category. There were no respondents from faith-based groups.

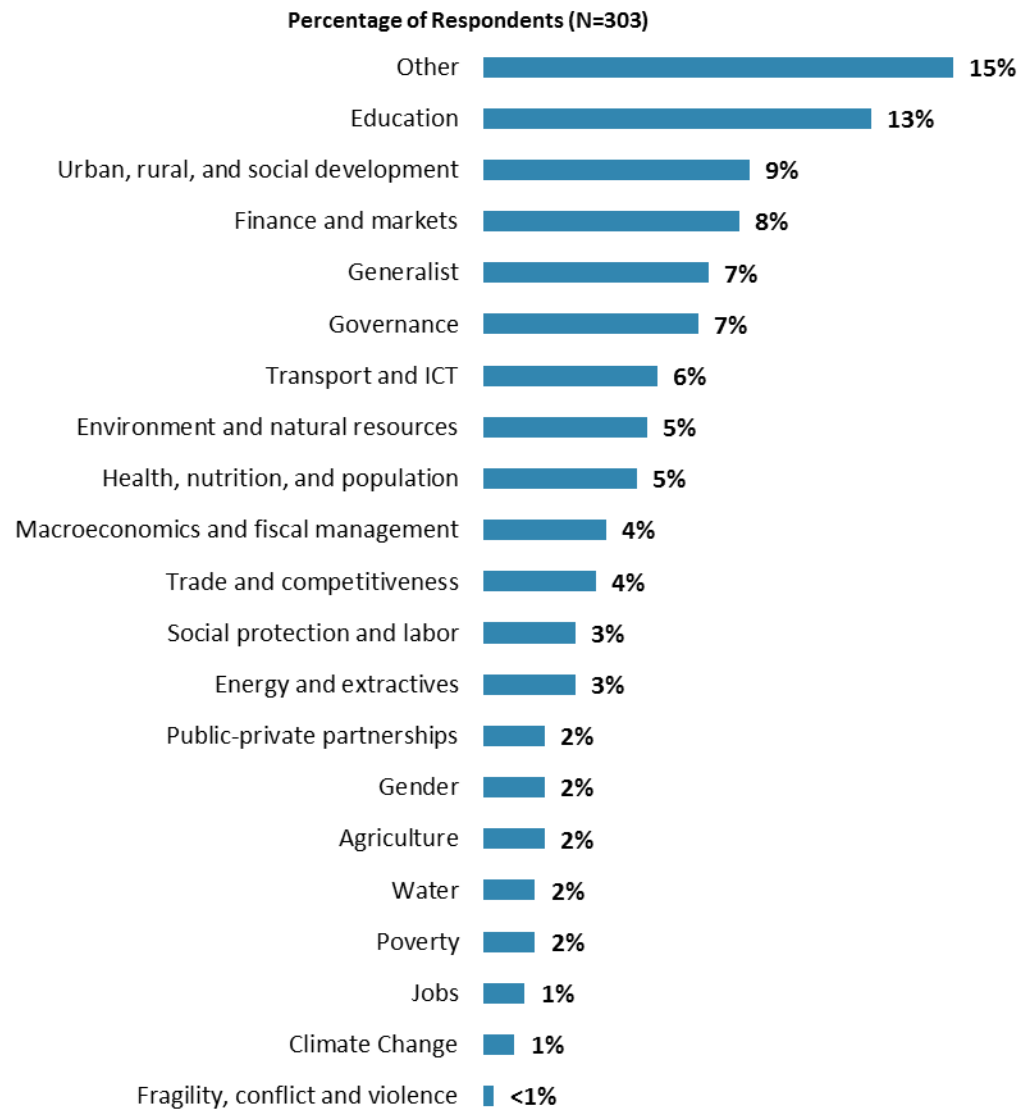


“Which of the following best describes your current position?” (Respondents chose from a list.)



III. Demographics of the Sample (continued)

Area of Primary Specialization



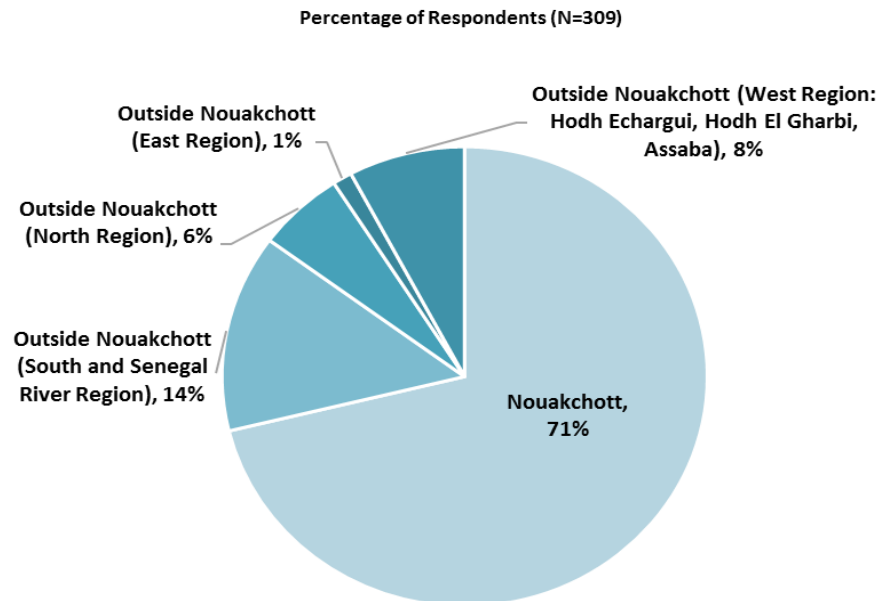
"Please identify the primary specialization of your work." (Respondents chose from a list.)



III. Demographics of the Sample (continued)

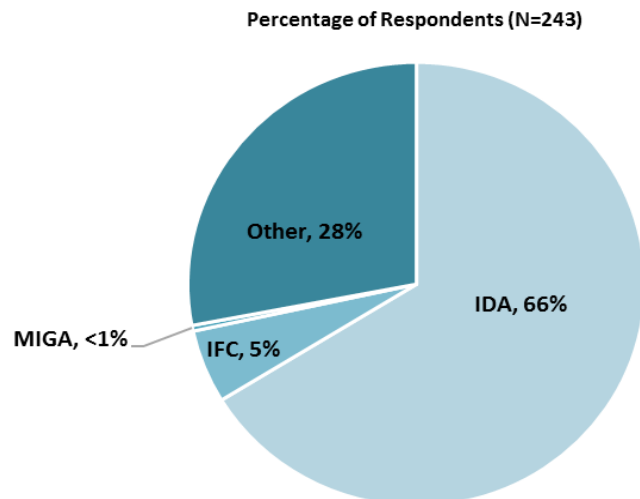
Geographic Locations

- For further analyses, the small number of respondents from South and Senegal River Region, North Region, East Region, and West Region (Hodh Echargui, Hodh El Gharbi, Assaba) were combined in the “Outside Nouakchott” category. Geographic location comparisons can be found in Appendix C (page 80).



"Which best represents your geographic location?" (Respondents chose from a list.)

Exposure to Agencies within the World Bank Group



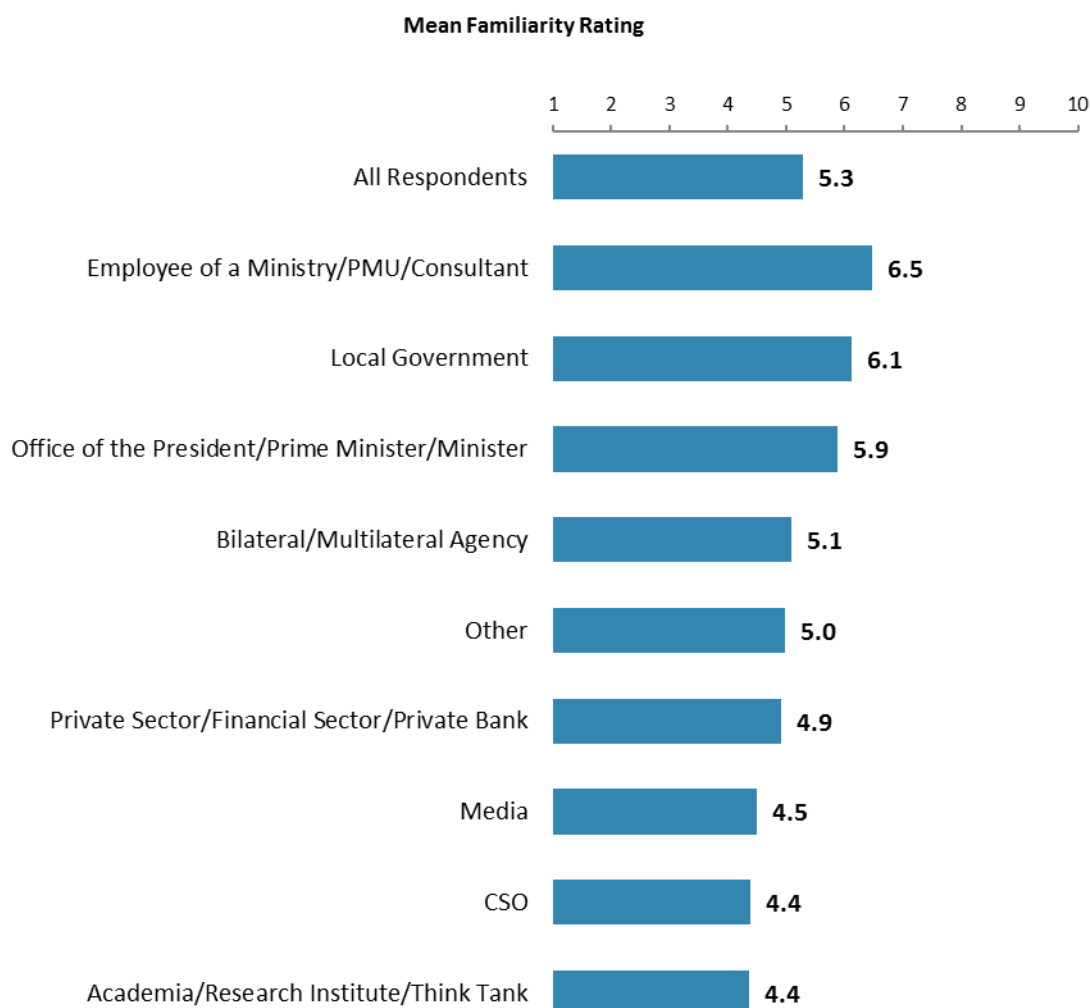
"Which of the following agencies of the World Bank Group do you primarily engage with in Mauritania?" (Respondents chose from a list.)



III. Demographics of the Sample (continued)

Familiarity with the World Bank Group

- **Year comparison:** Respondents in this year's Country Survey had statistically similar levels of familiarity with the WBG as respondents in the FY'15 Country Survey (weighted mean in FY'18 = 5.3; weighted mean in FY'15 = 4.9)¹.
- Respondents' levels of familiarity with the WBG were significantly, strongly correlated with their ratings of the WBG's overall effectiveness in Mauritania and significantly, moderately correlated with their ratings of the extent to which the WBG plays a relevant role in development in Mauritania.



"How familiar are you with the work of the World Bank Group in Mauritania?"
(1-"Not familiar at all", 10-"Extremely familiar")

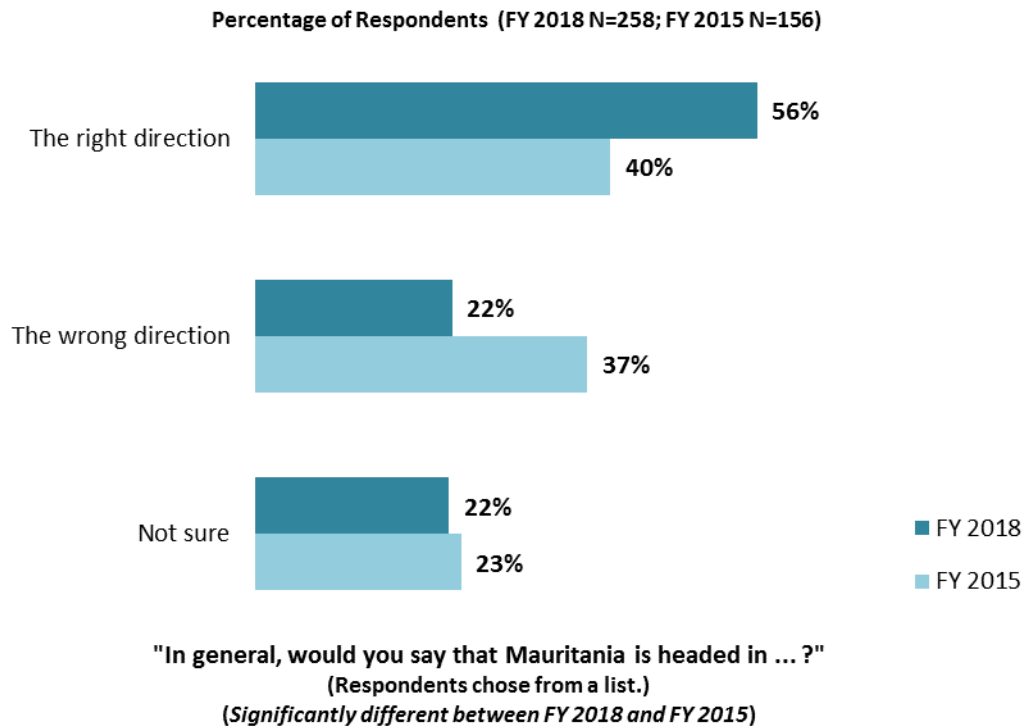
¹ Please refer to Appendix E (page 88) for more details on weighting. The means in the chart were calculated based on un-weighted data.



IV. General Issues Facing Mauritania

Headed in the Right Direction²

- **Year comparison:** This year's respondents were significantly more likely to believe that Mauritania is headed in the right direction compared to respondents in the FY'15 Country Survey.



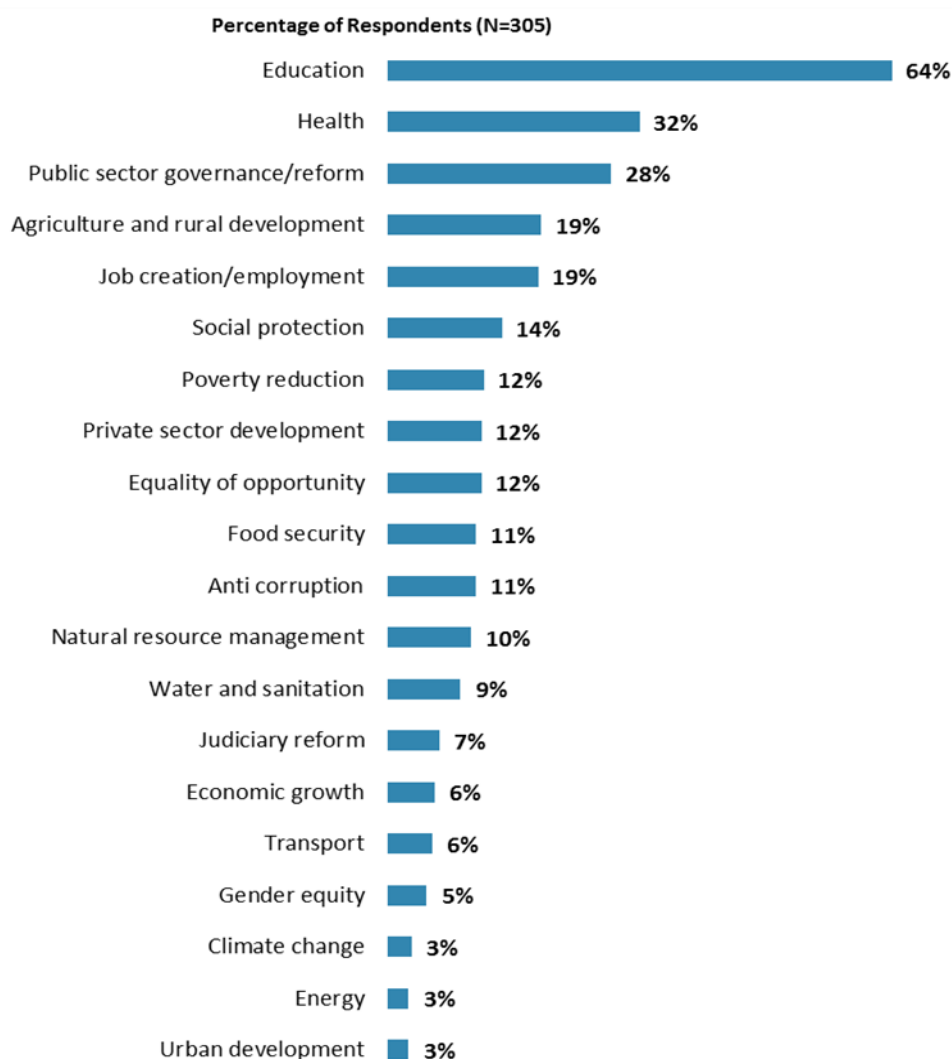
² Percentages presented in the chart were calculated based on weighted data from FY'18 and FY'15.



IV. General Issues Facing Mauritania (continued)

Development Priority

- **Year comparison:** Respondents in the previous FY'15 Country Survey indicated that the most important development priorities in Mauritania were “*education*” (64%), “*public sector governance/reform*” (30%), “*anti-corruption*” (24%), and “*health*” (24%).
- **Specialization:** Respondents who identified their primary specialization of work as “*education*” (13% of the sample) were *more* likely (but not significantly) to indicate that “*education*” was the most important development priority in Mauritania, compared to the rest of respondents in other areas of work (education specialists = 77%; others = 63%).



"Listed below are a number of development priorities in Mauritania. Please identify which of the following you consider the most important development priorities in Mauritania. (Choose no more than THREE)"
(Respondents chose from a list. Responses combined. Top 20 of 28 response options shown.)

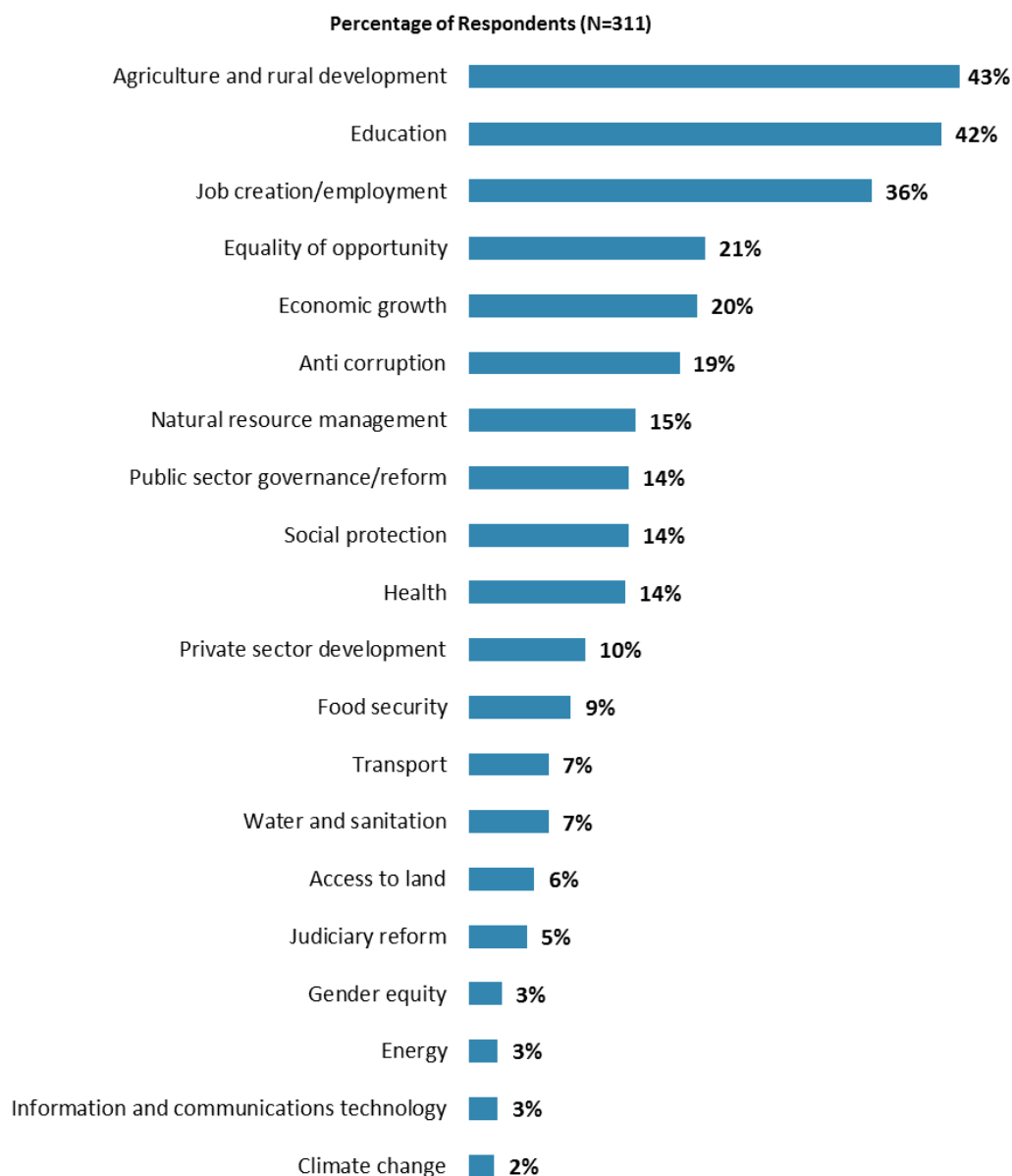
* When more than 10% of the sample are respondents from a particular sector (see the full list of specialized areas in question H2 in Appendix G), analyses are done to see these respondents' views about the development priorities in a country.



IV. General Issues Facing Mauritania (continued)

What Would Contribute Most to Reducing Poverty

- **Year comparison:** Respondents in the previous FY'15 Country Survey indicated that the biggest contributors to poverty reduction in Mauritania were “*education*” (56%), “*job creation/employment*” (28%), “*equality of opportunity*” (25%), “*anti-corruption*” (25%), “*rural development*” (21%), “*health*” (21%), and “*agricultural development*” (20%).



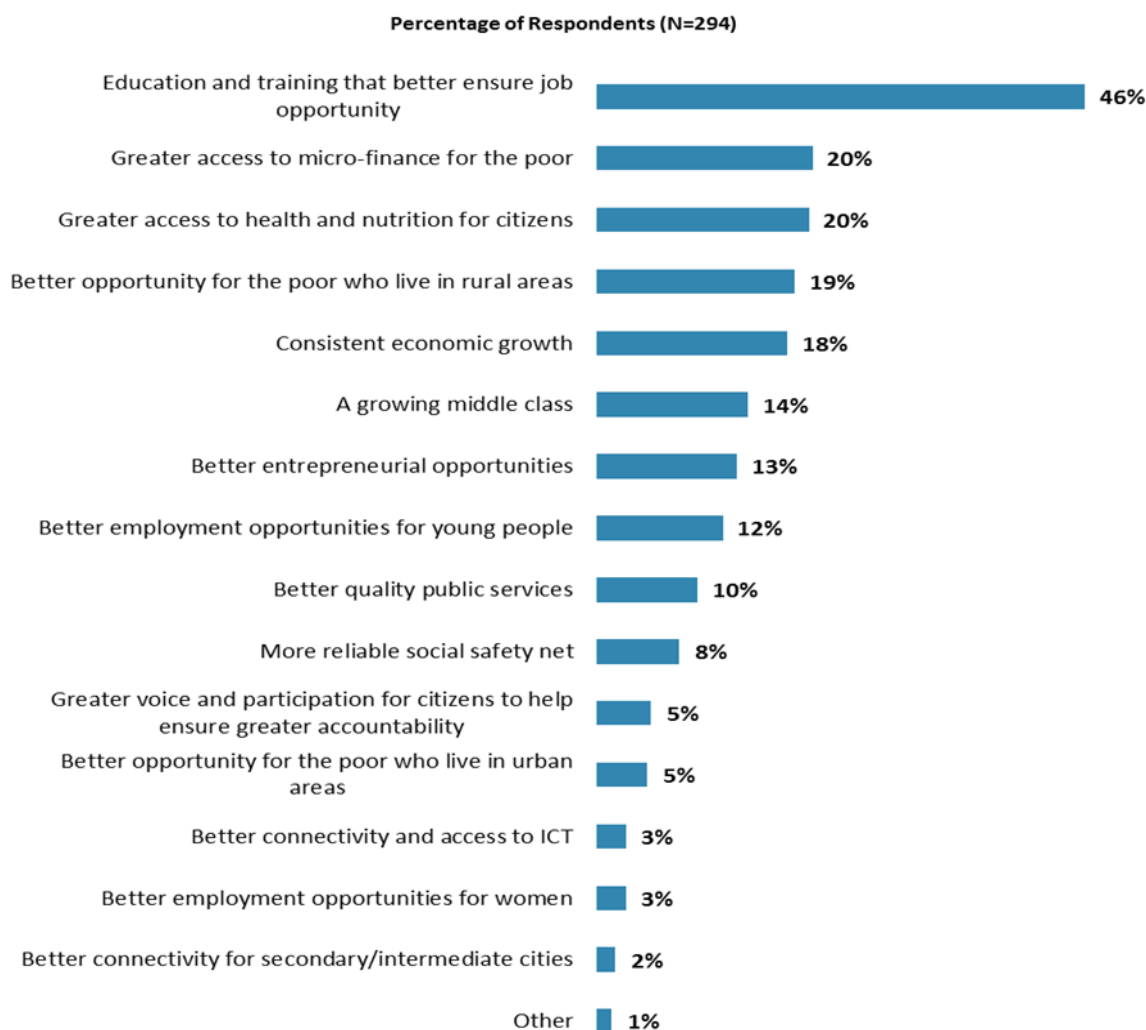
"Poverty reduction is a broad term that encompasses work in many different areas. Which THREE areas of development listed below do you believe would contribute most to reducing poverty in Mauritania? (Choose no more than THREE)" (Respondents chose from a list. Responses combined. Top 20 of 27 response options shown.)



IV. General Issues Facing Mauritania (continued)

Factors Contributing to “Shared Prosperity”

- **Year comparison:** In the previous FY’15 Country Survey, respondents indicated that shared prosperity in Mauritania can be best achieved through “*education and training that better ensure job opportunity*” (37%), “*better employment opportunities for young people*” (32%), and “*greater access to micro-finance for the poor*” (29%).
- Respondents who identified their primary specialization of work as “*education*” (13% of the sample) were significantly *more* likely to indicate that shared prosperity can be best achieved through “*education and training that better ensure job opportunity*” compared to the rest of respondents (education specialists = 63%; others = 44%).



“The World Bank Group’s “Shared Prosperity” goal captures two key elements, economic growth and equity. It will seek to foster income growth among the bottom 40 percent of a country’s population. Improvement in the Shared Prosperity Indicator requires growth and well-being of the less well-off. When thinking about the idea of “shared prosperity” in your country, which of the following TWO best illustrate how this would be achieved in Mauritania? (Choose no more than TWO)” (Respondents chose from a list. Responses combined.)

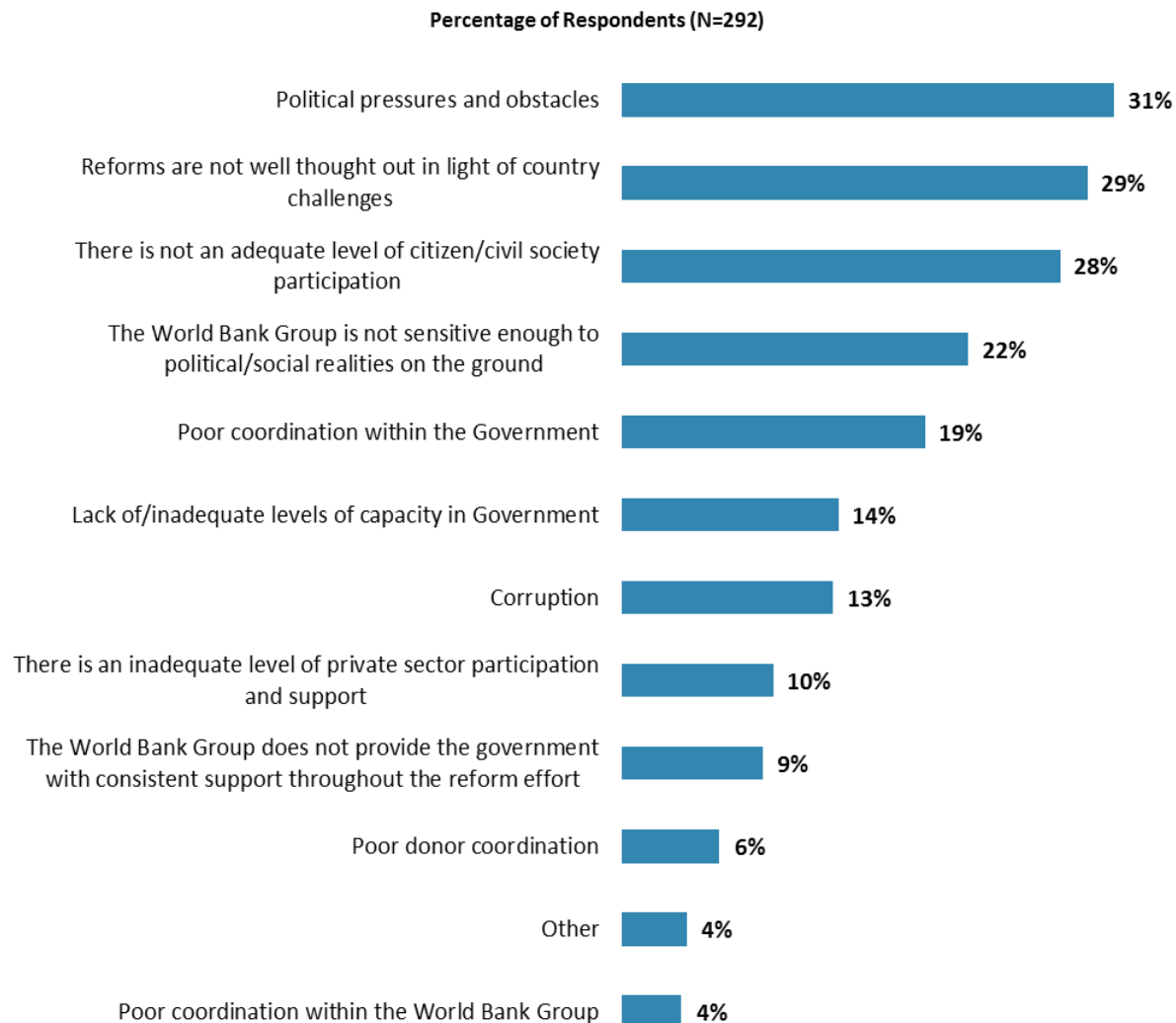
** When more than 10% of the sample are respondents from a particular sector (see the full list of specialized areas in question H2 in Appendix G), analyses are done to see these respondents’ views about how shared prosperity can be best achieved in a country.*



V. Overall Attitudes toward the World Bank Group

Attributing Failed/Slow Reform Efforts

- **Year comparison:** Respondents in the previous FY'15 Country Survey most often attributed failed or slow WBG assisted reform efforts to that *“there is not an adequate level of citizen/civil society participation”* (31%) and *“the World Bank Group is not sensitive enough to political/social realities on the ground”* (29%).



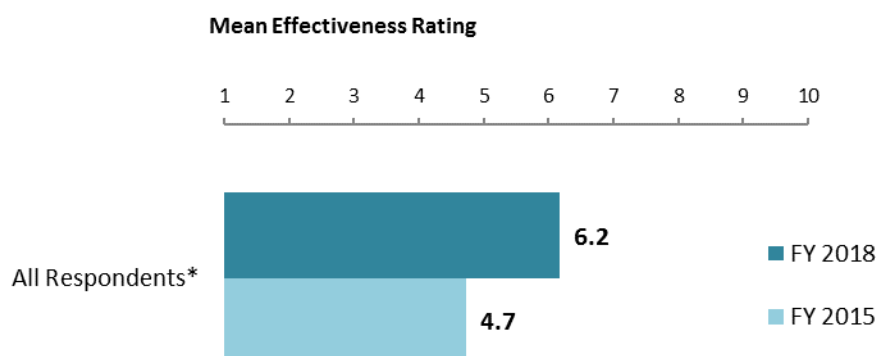
"When World Bank Group assisted reform efforts fail or are slow to take place, which of the following would you attribute this to? (Choose no more than TWO)" (Respondents chose from a list. Responses combined.)



V. Overall Attitudes toward the World Bank Group (continued)

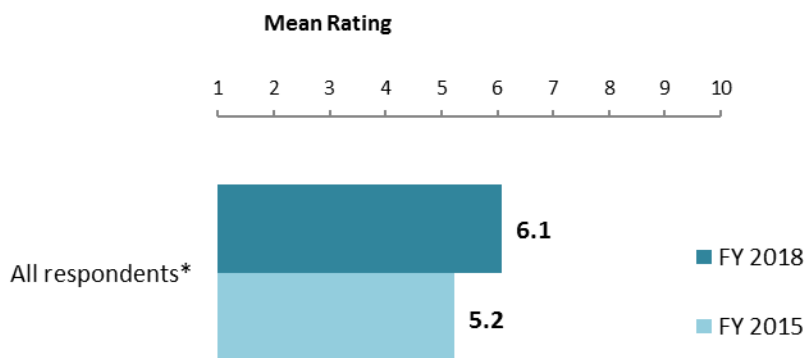
As noted in the "Methodology" section, the indicator questions referred to throughout the survey report are questions that are asked in every country that engages in the Country Opinion Survey. These will be aggregated for the World Bank Group's annual Corporate Scorecard.

The World Bank Group's Overall Effectiveness³ (Indicator Question)



"Overall, please rate your impression of the World Bank Group's effectiveness in Mauritania."
(1-"Not effective at all", 10-"Very effective")
(*Significantly different between FY 2018 and FY 2015)

Achieving Development Results (Indicator Question)



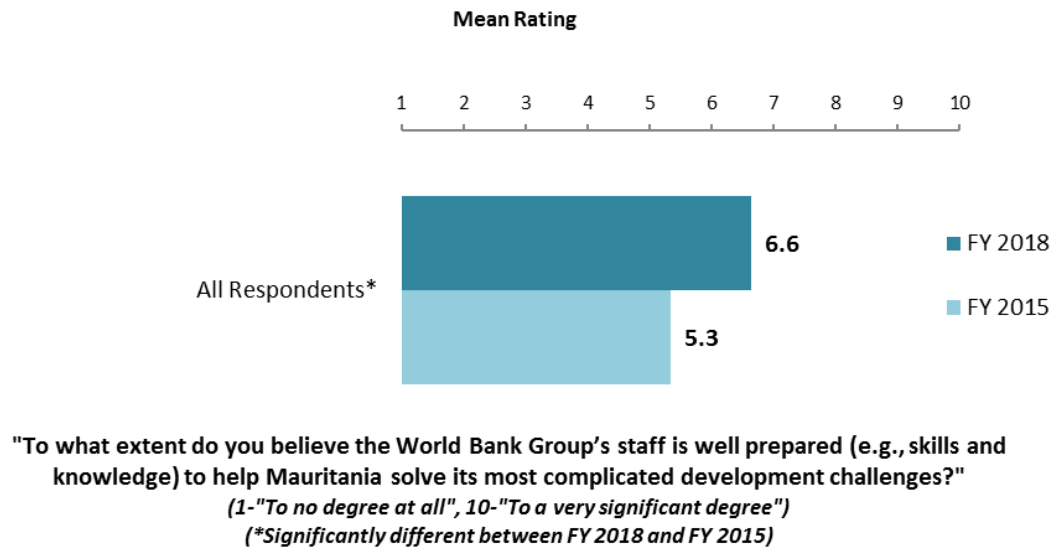
"To what extent does the World Bank Group's work help to achieve development results in Mauritania?" (1-"To no degree at all", 10-"To a very significant degree")
(*Significantly different between FY 2018 and FY 2015)

³ Means presented in the charts on this page were calculated based on weighted data.



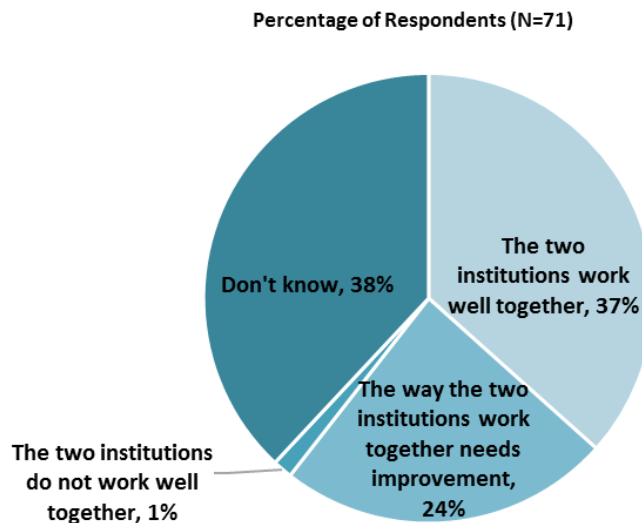
V. Overall Attitudes toward the World Bank Group (continued)

WBG Staff Preparedness⁴



The World Bank and the IFC Working Together

- Only those stakeholders who responded "Yes" to the question "Do your projects involve both the World Bank and the IFC?" provided their views on the working relationship between the World Bank and the IFC.



"If your projects involved both the World Bank and the IFC, what was your view on the two institutions working together in Mauritania?" (Respondents chose from a list.)

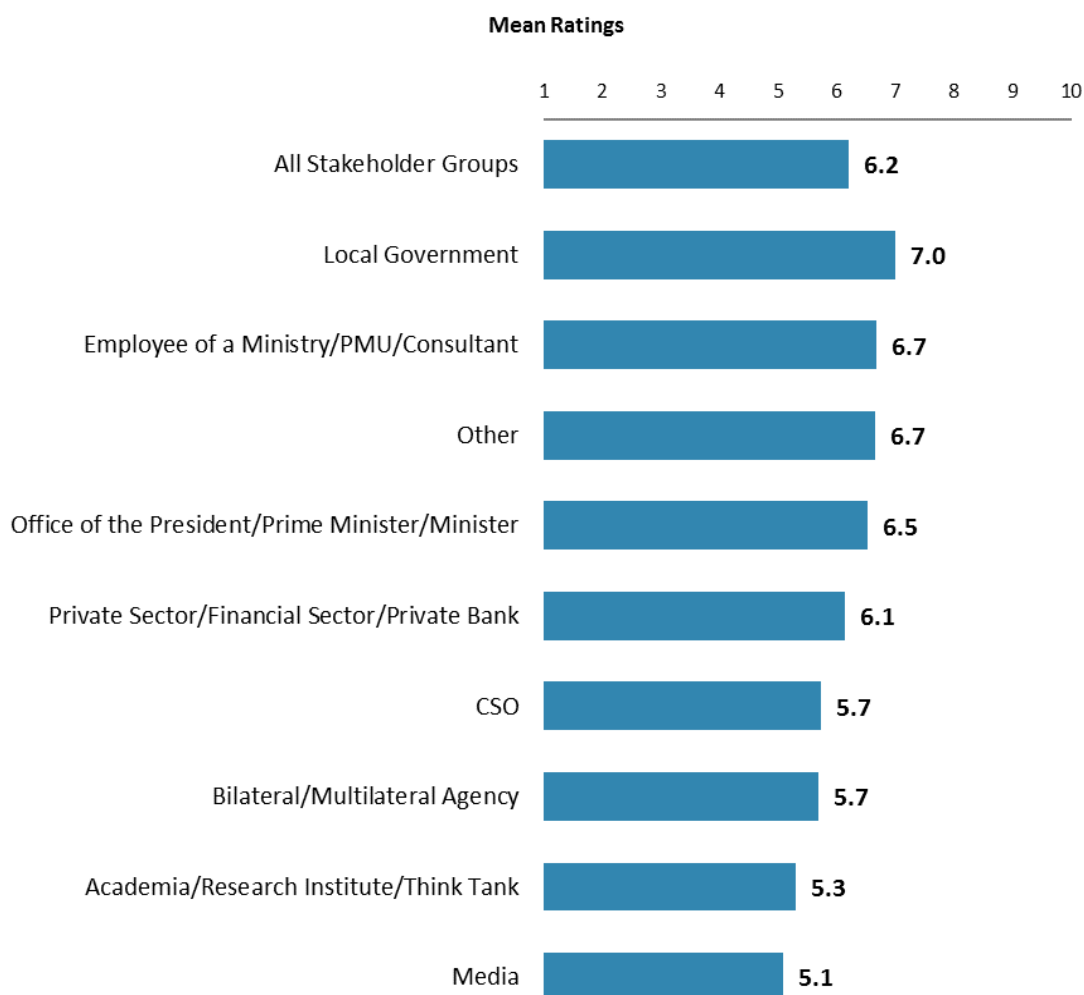
⁴ Means presented in the chart were calculated based on weighted data.



V. Overall Attitudes toward the World Bank Group (continued)

Overall Ratings for Indicator Questions by Stakeholder Groups

- **Stakeholder groups:** Respondents from local governments had the highest mean ratings for the aggregated responses to the twenty-six COS indicator questions, whereas respondents from the media had significantly lower mean ratings. Responses for individual indicator questions by stakeholder groups can be found in Appendix B (see page 58).
- **Collaboration:** Respondents who collaborate with the WBG had significantly higher mean ratings for the aggregated responses to the twenty-six COS indicator questions (mean rating = 6.9) compared to respondents who do not collaborate with the WBG (mean rating = 5.6). Responses for individual indicator questions by exposure to the WBG can be found in Appendix F (page 93).



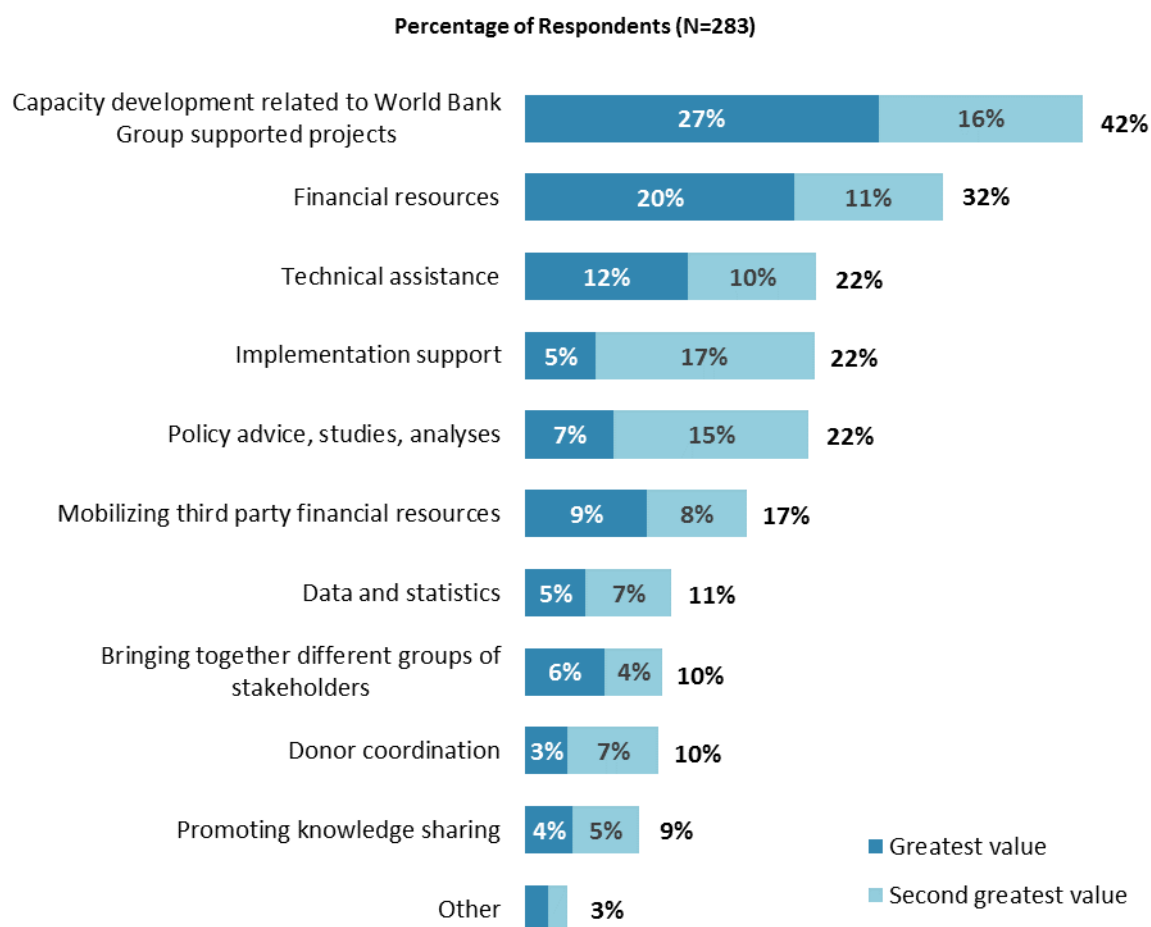
Mean Ratings for All Indicator Questions by Stakeholder Groups on a Scale from 1 to 10



V. Overall Attitudes toward the World Bank Group (continued)

Greatest Value

- **Year comparison:** Respondents in the previous FY'15 Country Survey indicated that the WBG's greatest values to Mauritania were "*financial resources*" (39%), "*capacity development*" (38%), and "*policy advice, studies, analyses*" (31%).



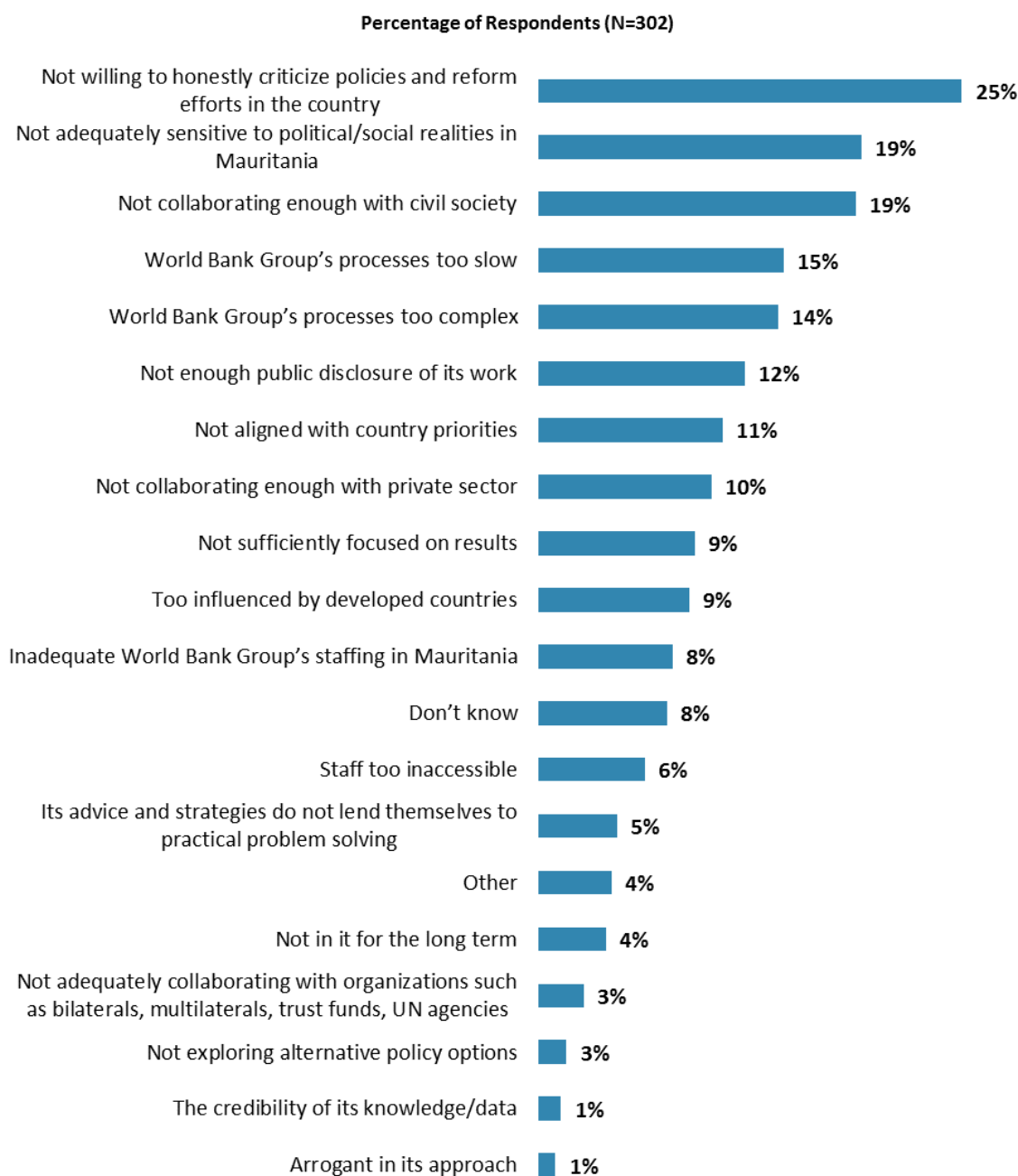
"When thinking about the World Bank Group's role, which activity do you believe is of greatest VALUE and which activity is of second greatest value in Mauritania?" (Respondents chose from a list.)



V. Overall Attitudes toward the World Bank Group (continued)

Greatest Weakness

- **Year comparison:** Respondents in the previous FY'15 Country Survey indicated that the WBG's greatest weaknesses in its work in Mauritania were "*not willing to honestly criticize policies and reform efforts in the country*" (22%) and "*not collaborating enough with stakeholders outside the Government*" (22%).

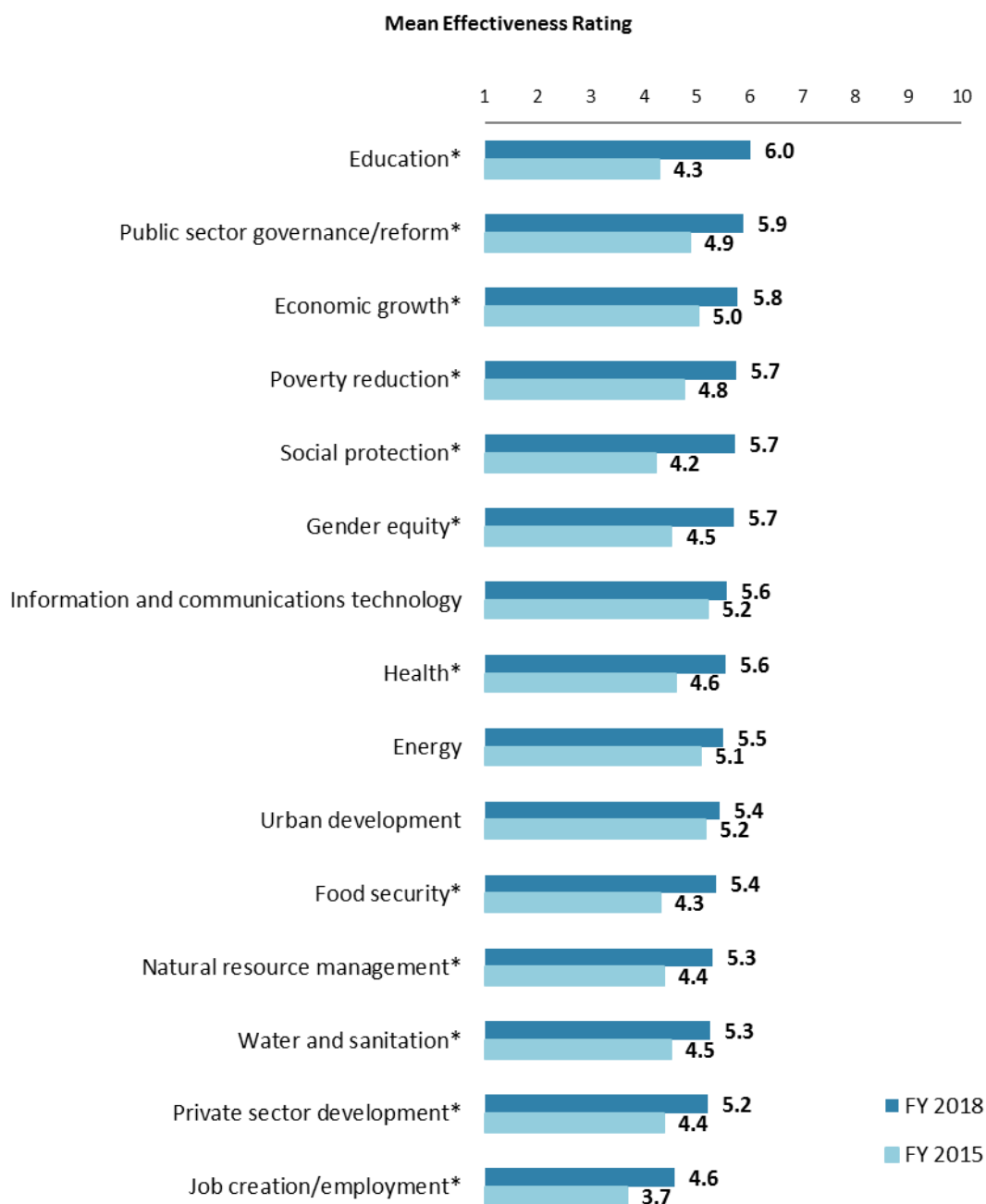


"Which of the following do you identify as the World Bank Group's greatest WEAKNESSES in its work in Mauritania? (Choose no more than TWO)" (Respondents chose from a list. Responses combined.)



VI. Sectoral Effectiveness

Effectiveness of WBG's Support in Sectoral Areas: Year Comparison⁵



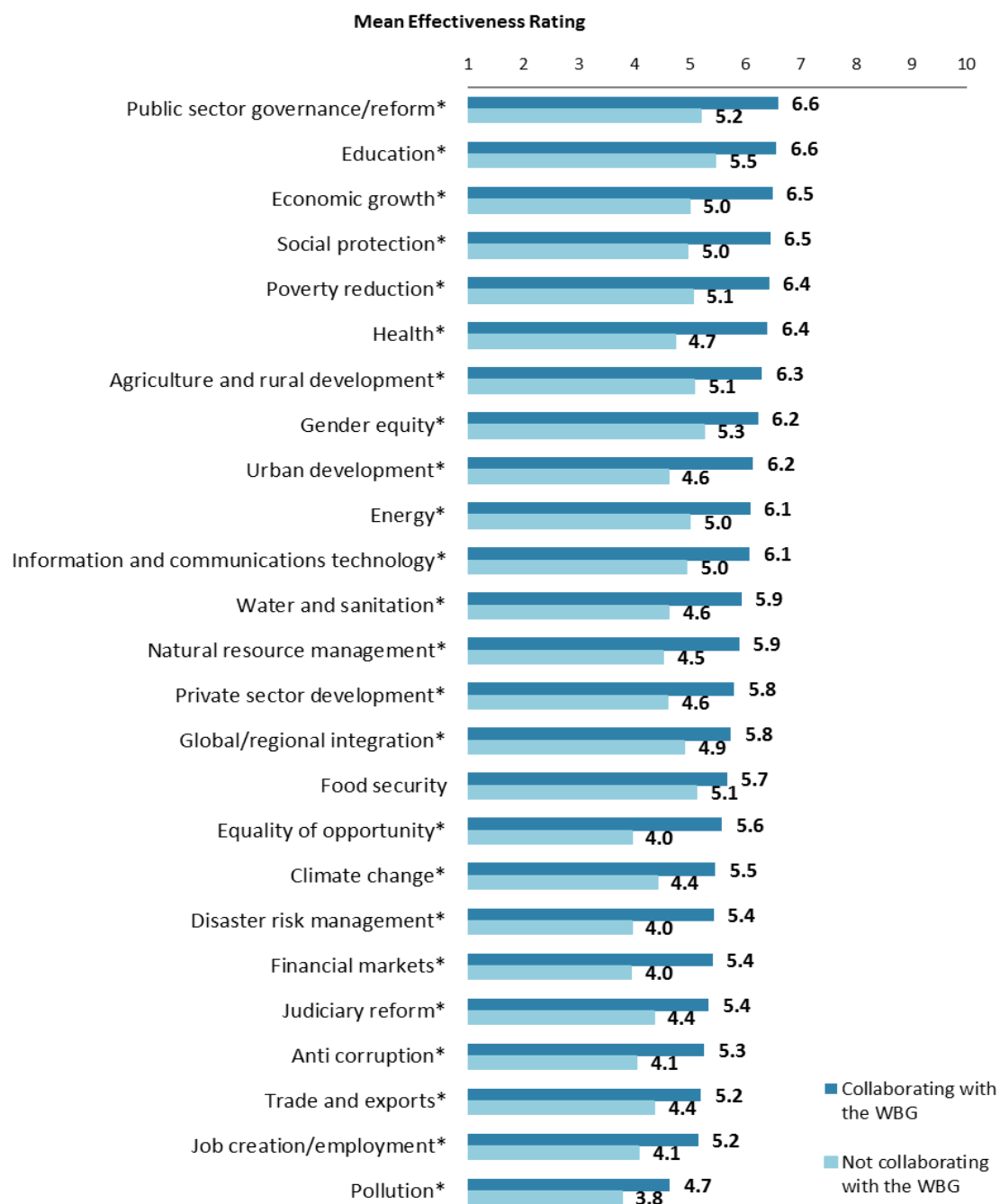
"How EFFECTIVE do you believe the World Bank Group is in terms of the work it does in the following areas of development in Mauritania?" (1-"Not effective at all", 10-"Very effective")
*(*Significantly different between FY 2018 and FY 2015)*

⁵ Means presented in this chart were calculated based on weighted data. Only those sectors comparable across both FY'15 and FY'18 are presented in this chart. See Appendix E for details.



VI. Sectoral Effectiveness (continued)

Effectiveness of WBG's Support in Sectoral Areas: Collaboration⁶



"How EFFECTIVE do you believe the World Bank Group is in terms of the work it does in the following areas of development in Mauritania?" (1-"Not effective at all", 10-"Very effective")
 (*Significantly different between collaborators and non-collaborators)

⁶ Note in the Appendix on the sectoral effectiveness (Appendix A, page 43) that primarily informed stakeholders responded to this question. Respondents were given the option of "don't know" if they did not have exposure to the WBG's work in certain development areas.



VI. Sectoral Effectiveness (continued)

Drivers of Effectiveness

To determine the key drivers of respondents' ratings of the World Bank Group's overall effectiveness and ratings of its ability to help achieve development results in Mauritania, bivariate correlational analyses were conducted using respondents' ratings of the twenty-five specific areas of effectiveness.

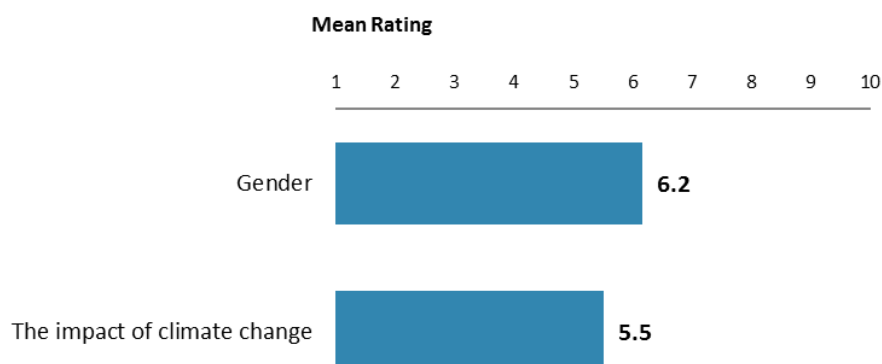
Correlational analyses, however, are not able to tell us exactly what is causing respondents' ratings of the World Bank Group's overall effectiveness or ratings of its ability to help achieve development results. Rather, these analyses tell us that as ratings of effectiveness in one area increase, respondents' ratings of the WBG's overall effectiveness increase, or as ratings of effectiveness in one area increase, ratings of the WBG's ability to help achieve development results increase. Thus, it can be inferred that respondents' perceptions of effectiveness in one specific area are related to, or drive, respondents' perceptions of the WBG's overall effectiveness or perceptions of the WBG's ability to help achieve development results.

- Overall Effectiveness: Those specific areas with the highest Pearson Product-Moment correlations were determined to be the most closely related to perceptions of the WBG's overall effectiveness, suggesting that ratings of effectiveness in those specific areas are drivers of perceptions of the WBG's overall effectiveness in Mauritania. The areas determined to be key drivers from these analyses were:
 - The WBG's effectiveness at social protection;
 - The WBG's effectiveness at urban development;
 - The WBG's effectiveness at poverty reduction;
 - The WBG's effectiveness at health; and
 - The WBG's effectiveness at natural resource management.
- Achieving Development Results: Those specific areas with the highest Pearson Product-Moment correlations were determined to be the most closely related to perceptions of the WBG's ability to help achieve development results in Mauritania, suggesting that ratings of effectiveness in those specific areas are drivers of perceptions of the WBG's ability to help achieve development results. The areas determined to be key driver from these analyses were:
 - The WBG's effectiveness at natural resource management;
 - The WBG's effectiveness at information and communications technology; and
 - The WBG's effectiveness at health.



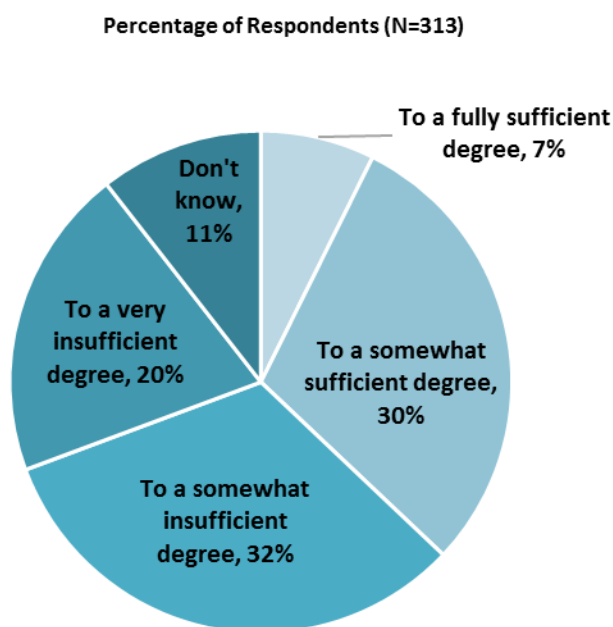
VI. Sectoral Effectiveness (continued)

WBG's Influence on Gender and Climate Change Policy



"In Mauritania, to what extent do the World Bank Group's financial resources, advice, and knowledge influence policy related to ... ?" (1-"To no degree at all", 10-"To a very significant degree")

Helping the Poorest

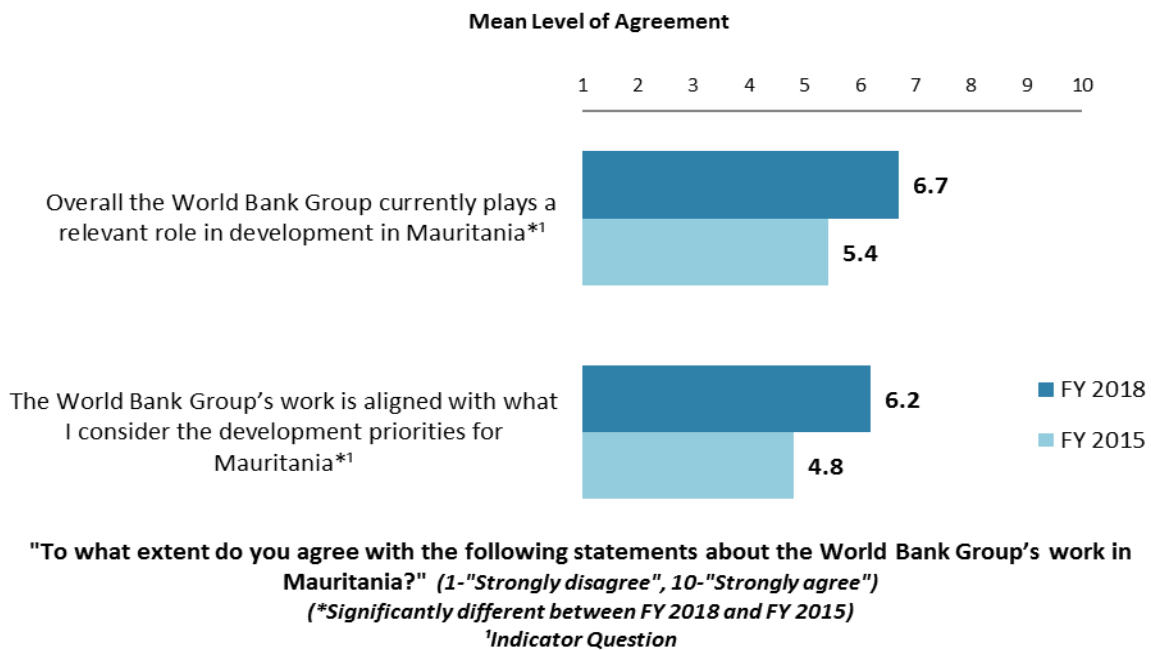


"To what extent do you believe that the World Bank Group's work and support help the poorest in Mauritania?" (Respondents chose from a list.)

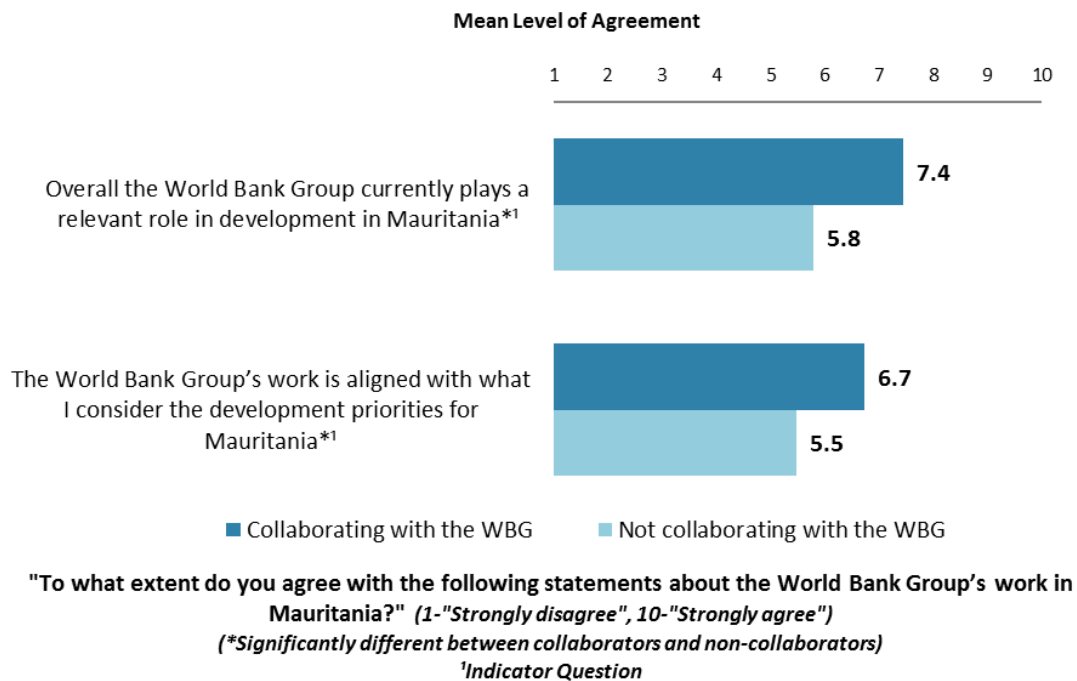


VII. How the World Bank Group Operates

The World Bank Group's Work in Mauritania: Year Comparison⁷



The World Bank Group's Work in Mauritania: Collaboration

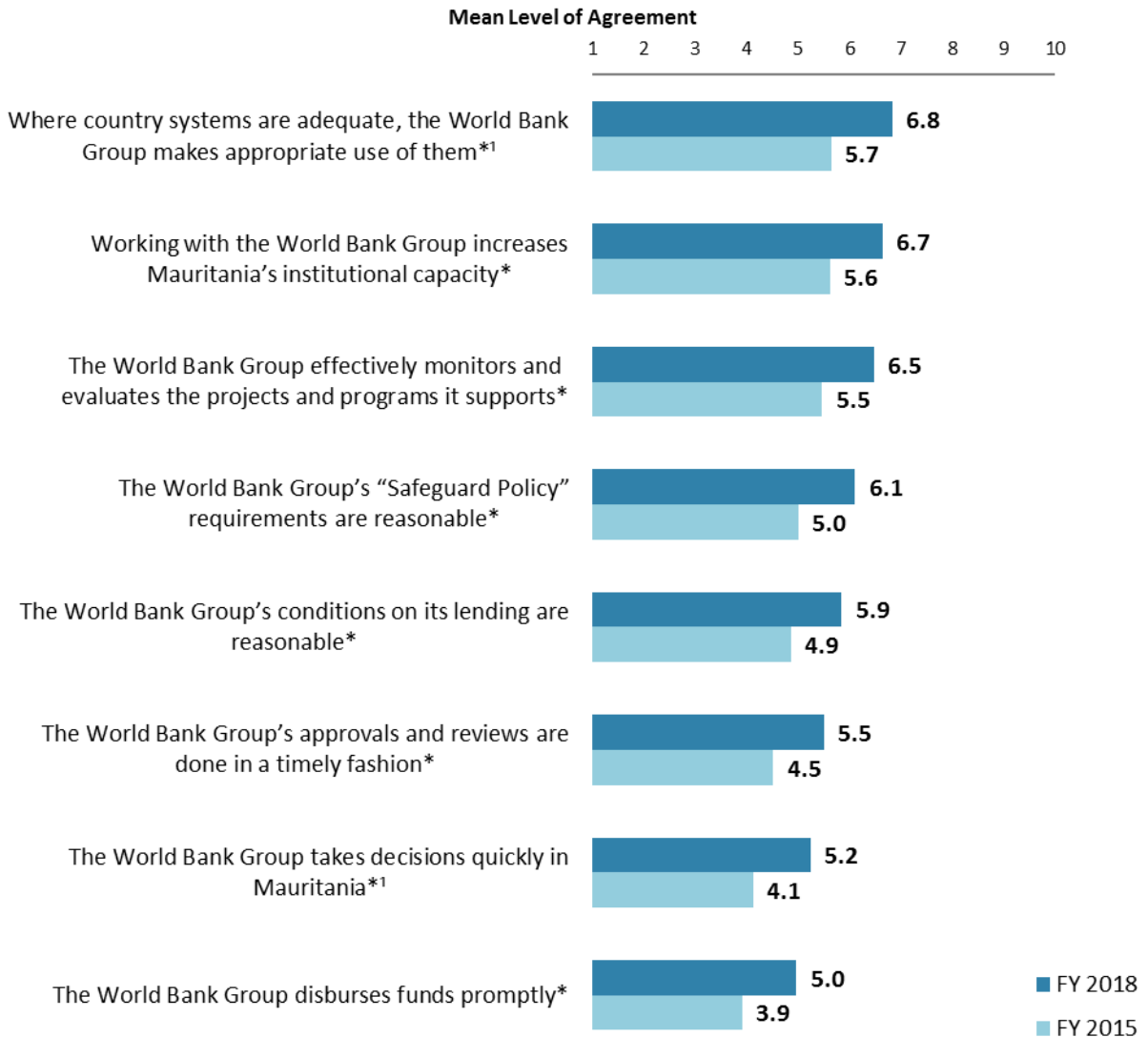


⁷ Means in the chart were calculated based on weighted data.



VII. How the World Bank Group Operates (continued)

Overall Perceptions: Year Comparison⁸



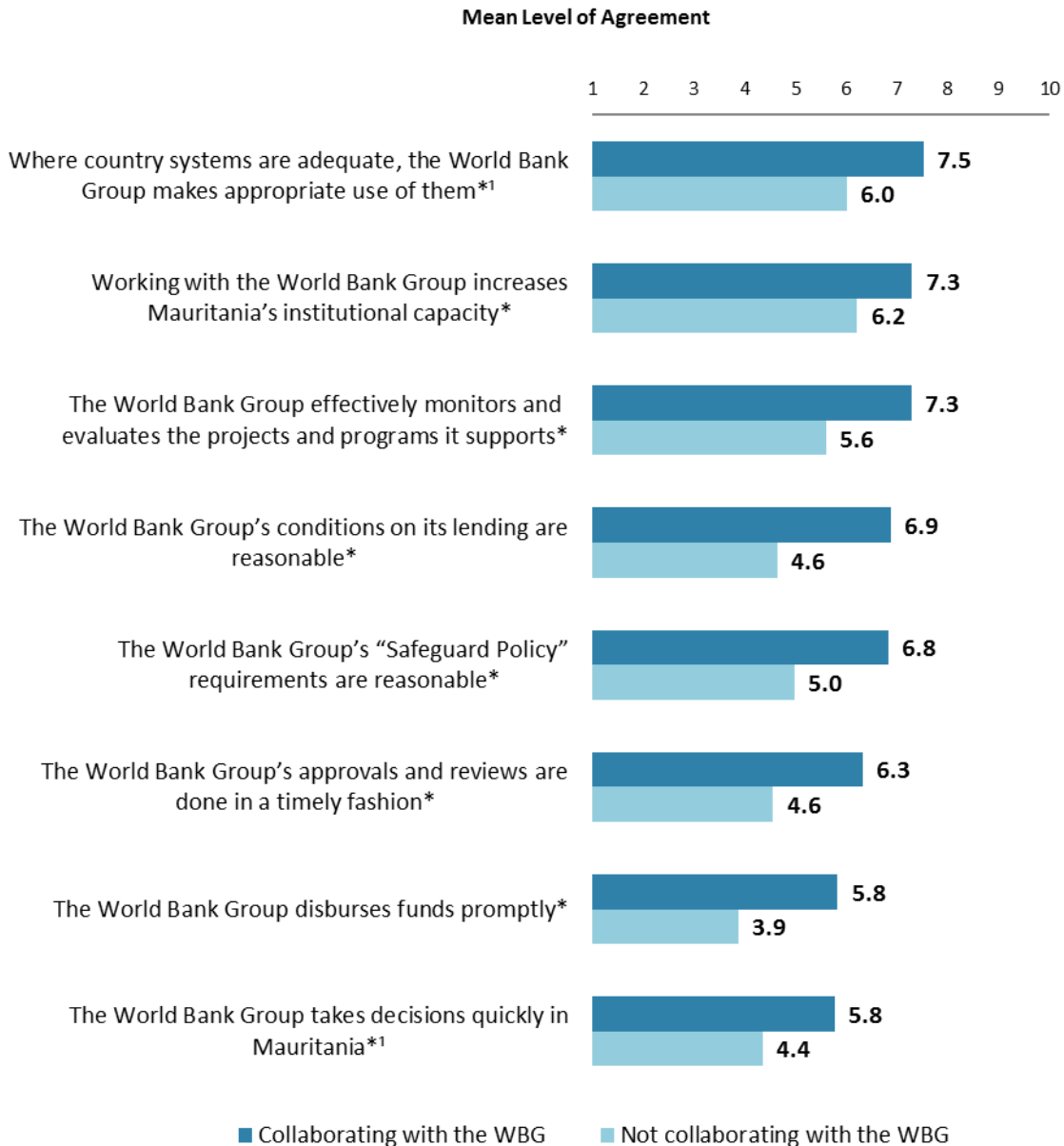
"To what extent do you agree/disagree with the following statements?"
(1-"Strongly disagree", 10-"Strongly agree")
(*Significantly different between FY 2018 and FY 2015)
¹Indicator Question

⁸ Means in the chart were calculated based on weighted data.



VII. How the World Bank Group Operates (continued)

Overall Perceptions: Collaboration



"To what extent do you agree/disagree with the following statements?"

(1-"Strongly disagree", 10-"Strongly agree")

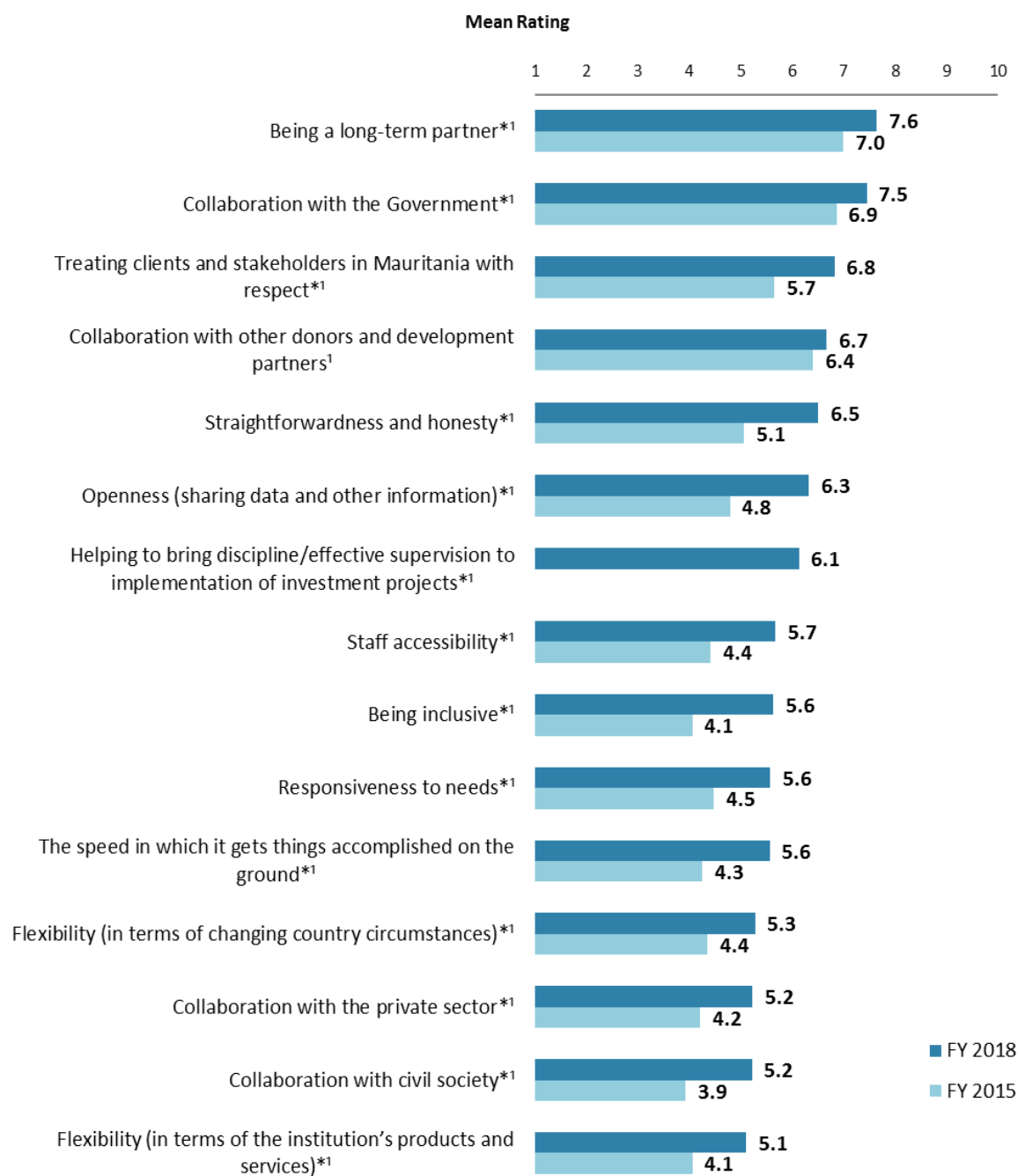
(*Significantly different between collaborators and non-collaborators)

¹Indicator Question



VII. How the World Bank Group Operates (continued)

The WBG as an Effective Development Partner: Year Comparison⁹



"To what extent is the World Bank Group an effective development partner in Mauritania, in terms of each of the following?" (1-"To no degree at all", 10-"To a very significant degree")

(*Significantly different between FY 2018 and FY 2015)

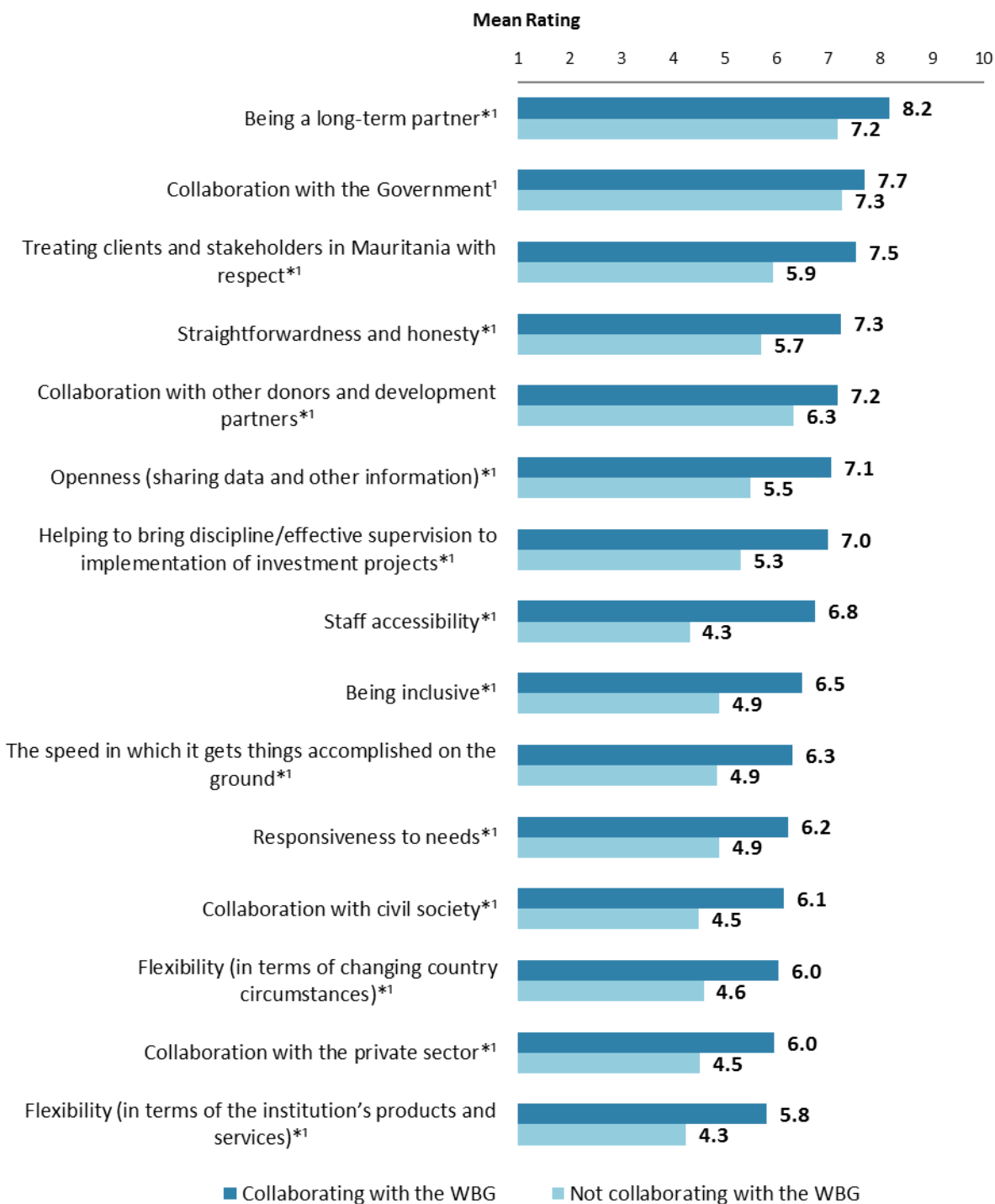
¹Indicator Question

⁹ Means in the chart were calculated based on weighted data.



VII. How the World Bank Group Operates (continued)

The WBG as an Effective Development Partner: Collaboration



"To what extent is the World Bank Group an effective development partner in Mauritania, in terms of each of the following?" (1-"To no degree at all", 10-"To a very significant degree")

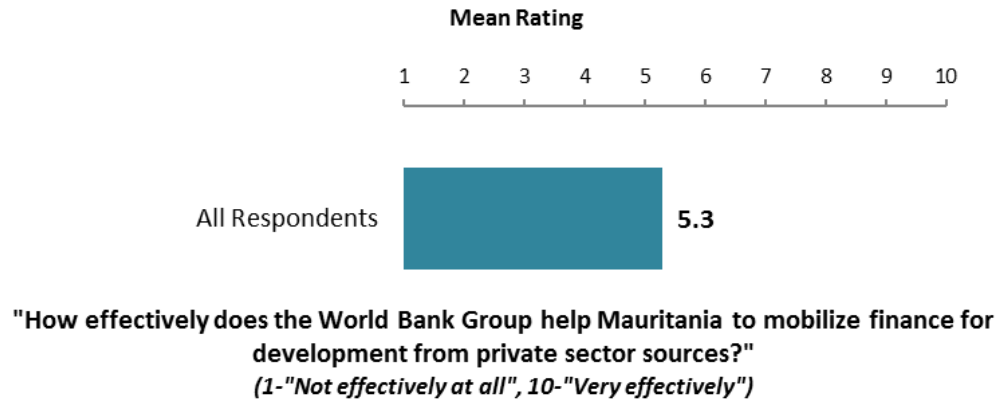
(*Significantly different between collaborators and non-collaborators)

¹Indicator Question

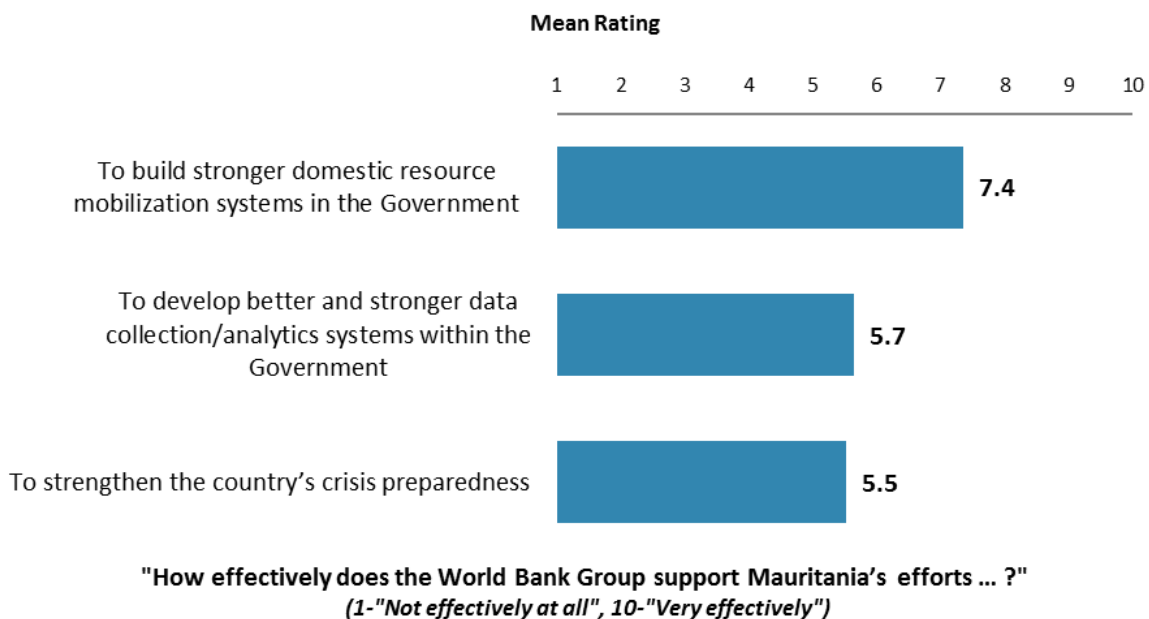


VII. How the World Bank Group Operates (continued)

Mobilizing Finance for Development from Private Sector Sources



The World Bank Group's Support to Mauritania

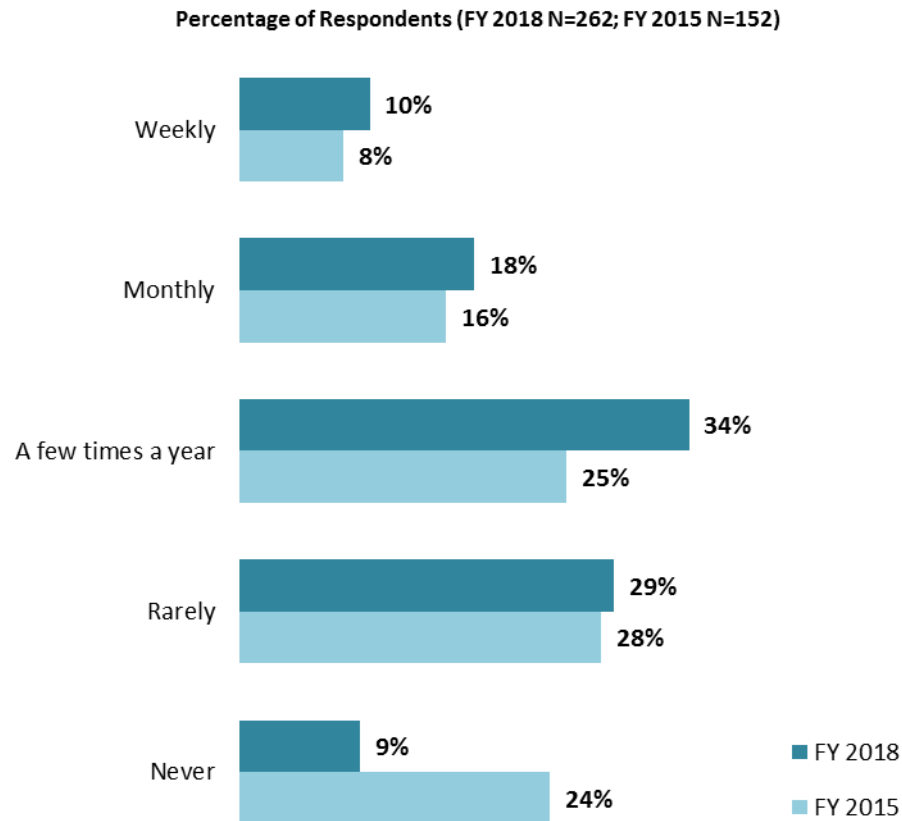




VIII. World Bank Group's Knowledge and Instruments

Frequency of Consulting WBG Knowledge Work and Activities¹⁰

- **Year comparison:** This year's respondents were significantly more likely to consult the WBG's knowledge work and activities "*a few times a year*" and less likely to "*never*" consult the WBG's knowledge compared to respondents in the previous FY'15 Country Survey.



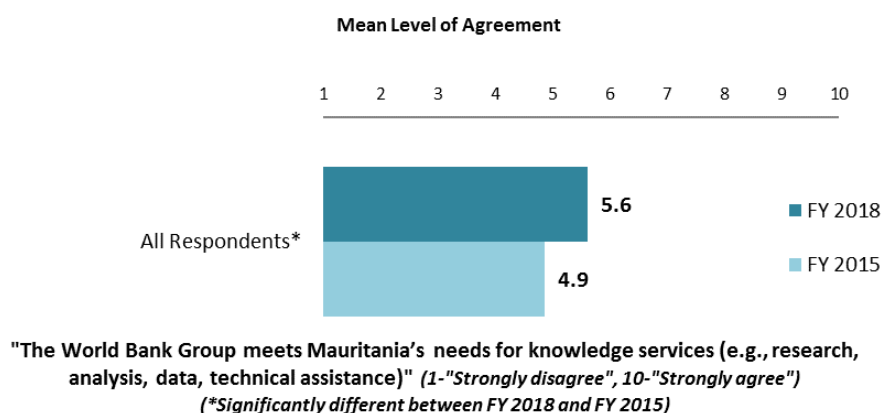
"How frequently do you consult World Bank Group's knowledge work and activities in the work you do?" (Respondents chose from a list.)

¹⁰ Percentages presented in this chart were calculated based on weighted data.

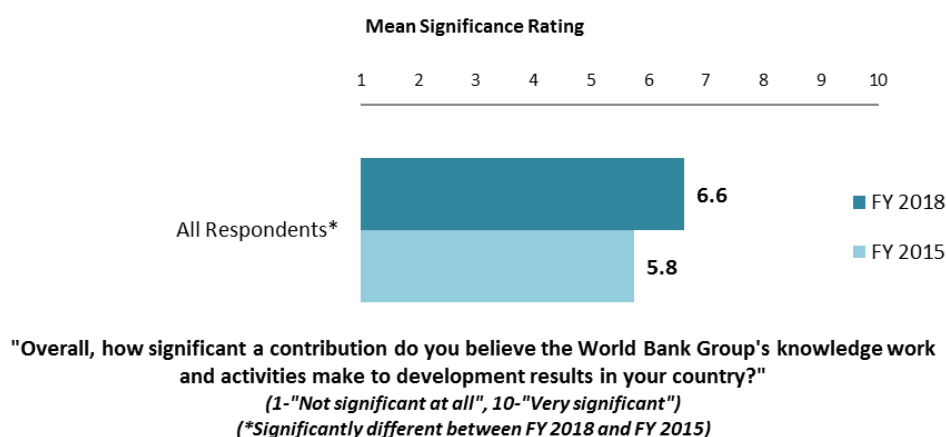


VIII. World Bank Group's Knowledge and Instruments (continued)

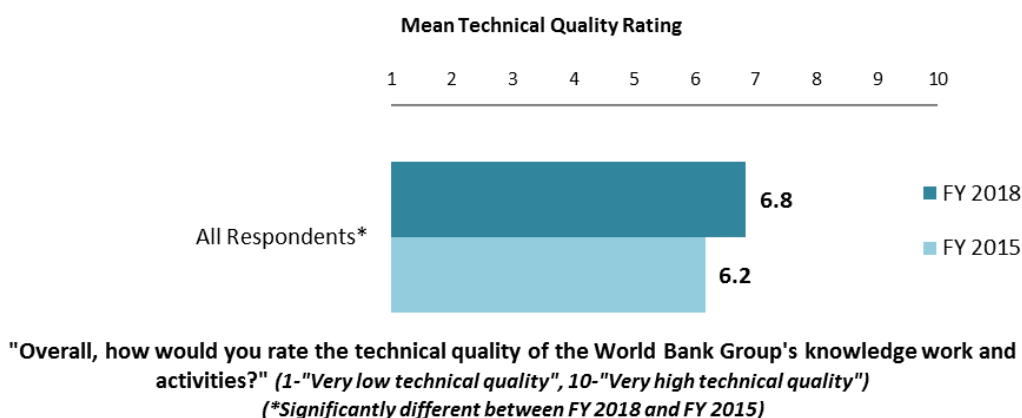
Meeting Mauritania's Knowledge Needs¹¹ (Indicator Question)



Contribution of the WBG's Knowledge Work and Activities (Indicator Question)



Technical Quality of the WBG's Knowledge Work and Activities (Indicator Question)

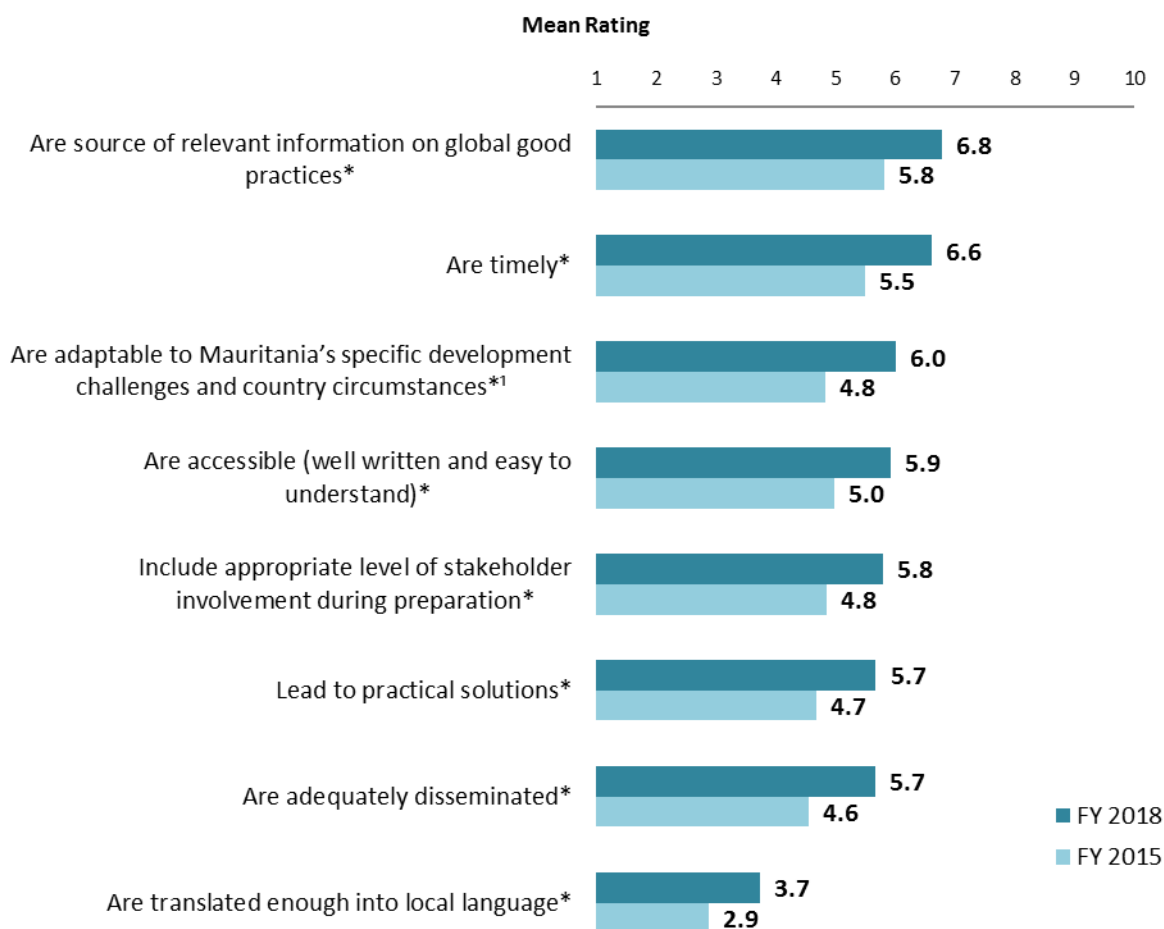


¹¹ Means in the charts on this page were calculated based on weighted data.



VIII. World Bank Group's Knowledge and Instruments (continued)

Qualities of the WBG's Knowledge Work and Activities¹²



"In Mauritania, to what extent do you believe that the World Bank Group's knowledge work and activities:" (1-"To no degree at all", 10-"To a very significant degree")

(*Significantly different between FY 2018 and FY 2015)

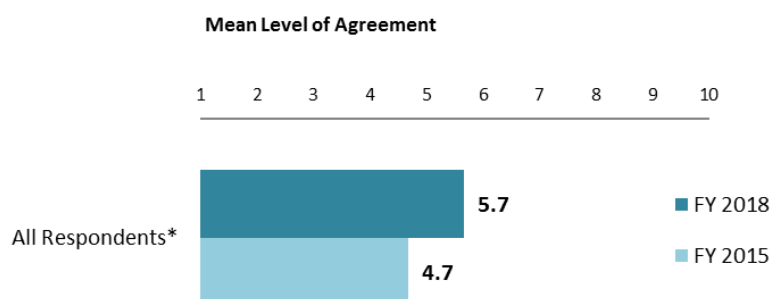
Indicator Question

¹² Means in the chart were calculated based on weighted data.




VIII. World Bank Group's Knowledge and Instruments (continued)

Meeting Mauritania's Needs for Financial Instruments¹³ (Indicator Question)



"The World Bank Group's financial instruments (i.e., investment lending, Development Policy Loan, Trust Funds, etc.) meet the needs of Mauritania"
(1-"Strongly disagree", 10-"Strongly agree")
(*Significantly different between FY 2018 and FY 2015)

Effectiveness of WBG's Instruments



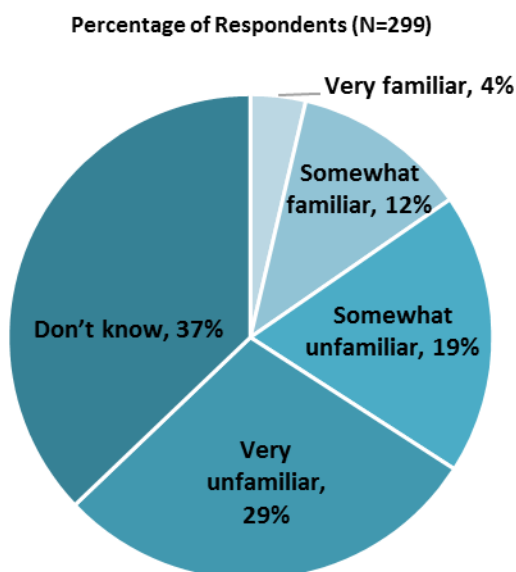
"How EFFECTIVE do you believe the following World Bank Group's instruments are in supporting the Mauritania Government's efforts to reduce poverty?"
(1-"Not effective at all", 10-"Very effective")

¹³ Means in the chart were calculated based on weighted data.



VIII. World Bank Group's Knowledge and Instruments (continued)

Familiarity with WBG's New/Expanded Financial Instruments



"As part of IDA18, the World Bank Group has expanded (or developed) a number of financial instruments to respond to challenges in IDA countries. These include the Crisis Response Window (CRW), Pandemic Emergency Finance Facility (PEF), Catastrophe Deferred Draw Down Option (CAT-DDO), and the Private Sector Window (PSW). In general, how familiar are you with these new or expanded financial instruments in Mauritania?"
(Respondents chose from a list.)

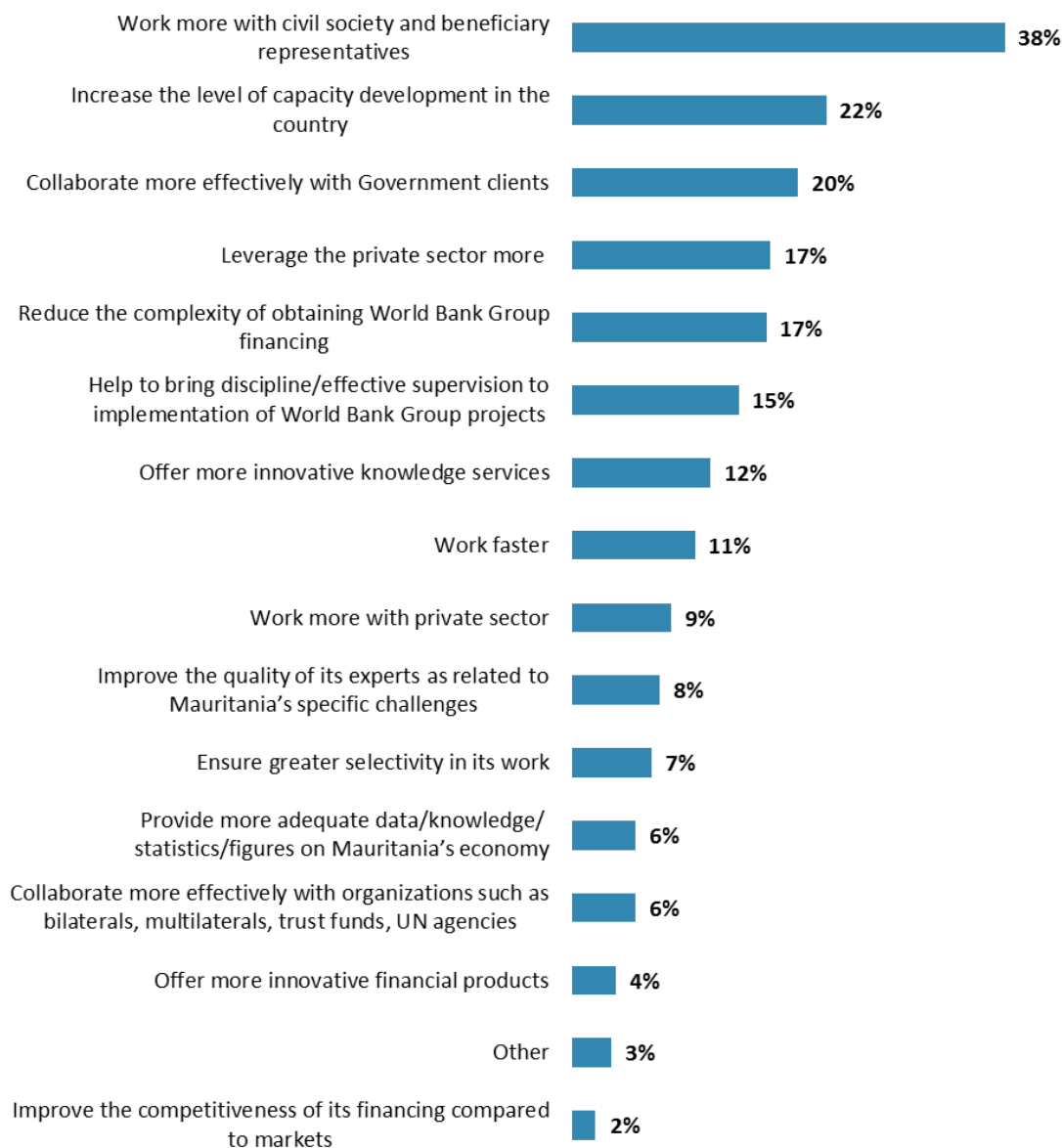


IX. The Future Role of the World Bank Group in Mauritania

Making the World Bank Group of Greater Value

- **Year comparison:** Respondents in the previous FY'15 Country Survey indicated that the WBG should “*reach out more to groups outside of Government*” (32%), “*increase the level of capacity development in the country*” (30%), and “*provide more adequate data/knowledge/statistics/figures on Mauritania’s economy*” (30%) to make itself of greater value in Mauritania.

Percentage of Respondents (N=289)



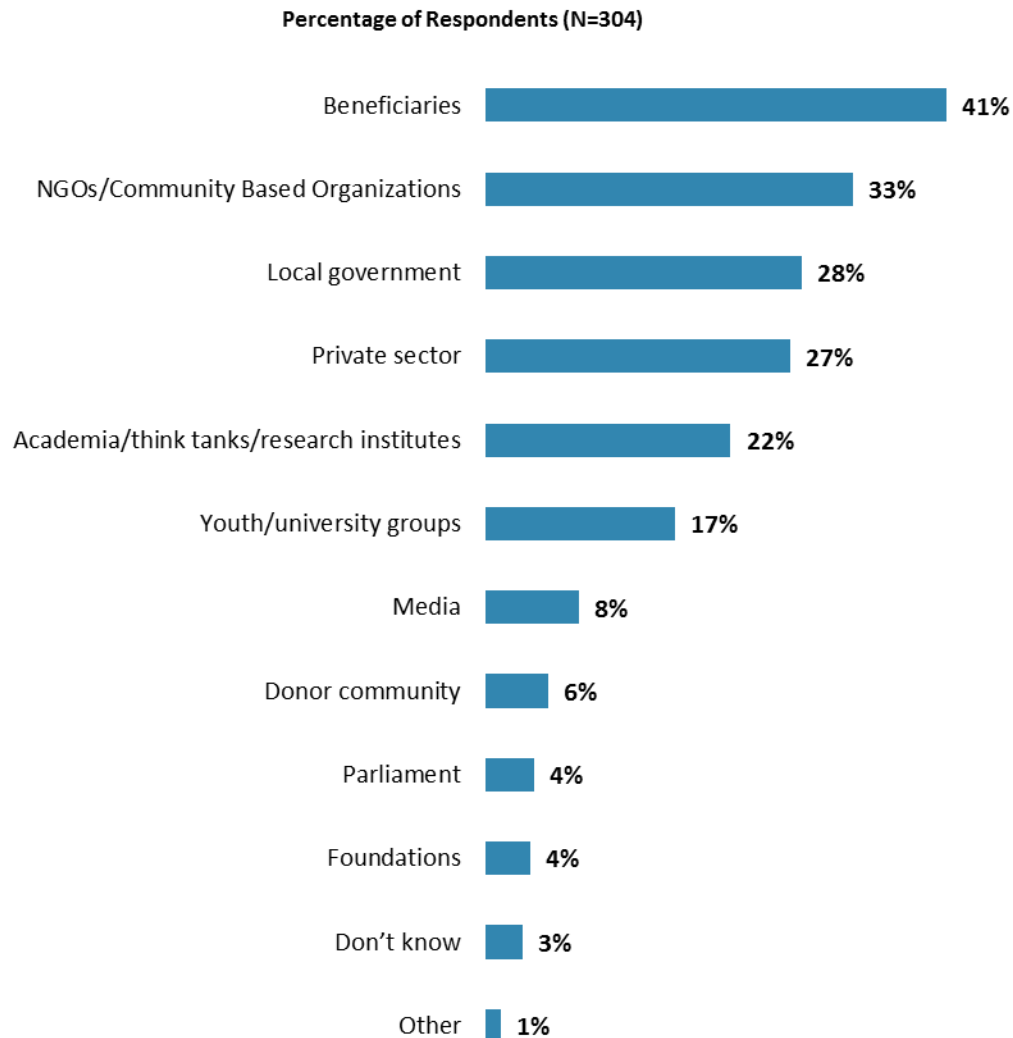
"Which of the following SHOULD the World Bank Group do to make itself of greater value in Mauritania? (Choose no more than TWO)" (Respondents chose from a list. Responses combined.)



IX. The Future Role of the WBG in Mauritania (continued)

The World Bank Group Should Collaborate More with ...

- **Year comparison:** Respondents in the previous FY'15 Country Survey indicated that the WBG should work more with “*NGOs/community based organizations*” (36%), “*beneficiaries*” (32%), “*local government*” (26%), and “*academia/think tanks/research institutes*” (23%) to ensure better development results in Mauritania.



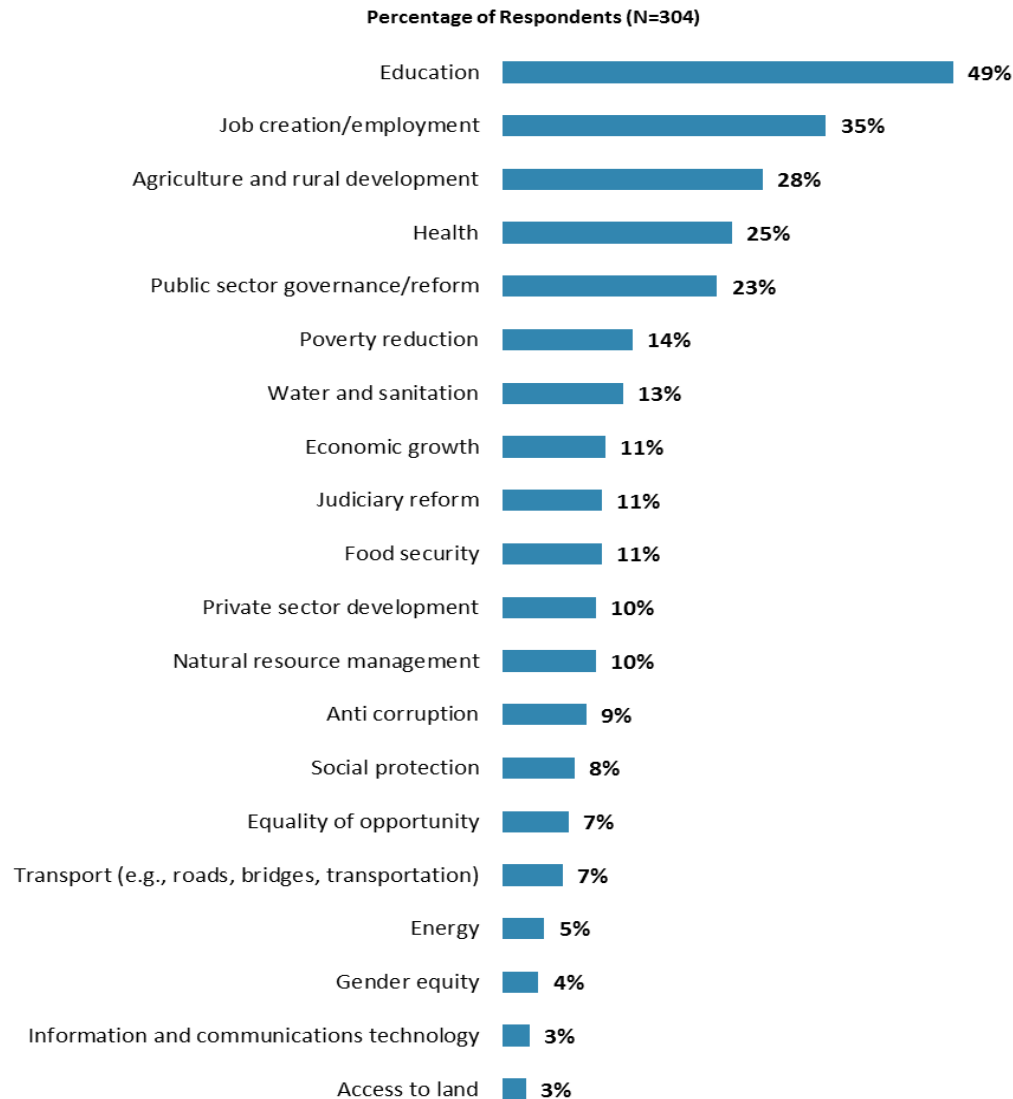
"In addition to the regular relations with the national government, which TWO of the following groups should the World Bank Group collaborate with more in your country?" (Choose no more than TWO)



IX. The Future Role of the WBG in Mauritania (continued)

Where the World Bank Group Should Focus its Resources

- **Year comparison:** Respondents in the previous FY'15 Country Survey indicated that the WBG should focus its resources on “*education*” (51%), “*agricultural development*” (26%), “*health*” (23%), and “*poverty reduction*” (23%).
- Respondents whose primary specialization of work is in “*education*” (13% of the sample) were significantly more likely to indicate that the WBG should focus its resources on “*education*,” compared to respondents in other areas of work (education specialists = 68%; others = 48%).



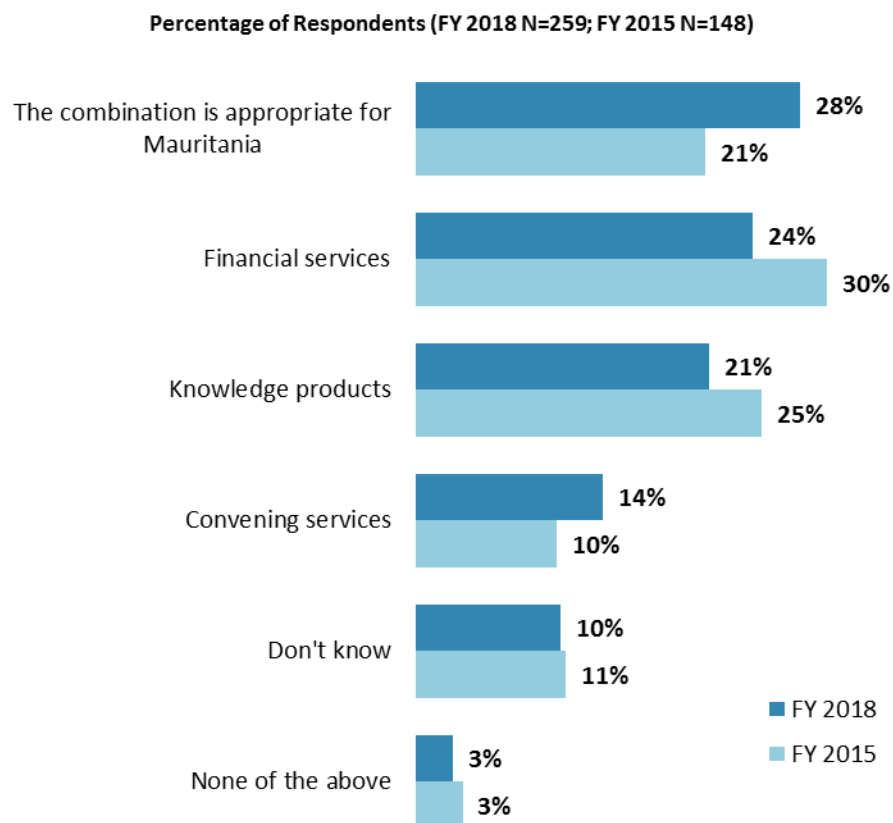
“When thinking about how the World Bank Group can have the most impact on development results in Mauritania, in which sectors do you believe the World Bank Group should focus most of its resources (financial and knowledge services) in Mauritania? (Choose no more than THREE)”
(Respondents chose from a list. Responses combined. Top 20 of 28 response options shown.)

* When more than 10% of the sample are respondents from a particular sector (see the full list of specialized areas in question H2 in Appendix G), analyses are done to see these respondents' views about which sectors the World Bank Group should focus its resources on.



IX. The Future Role of the WBG in Mauritania (continued)

Future Combination of the WBG Services¹⁴



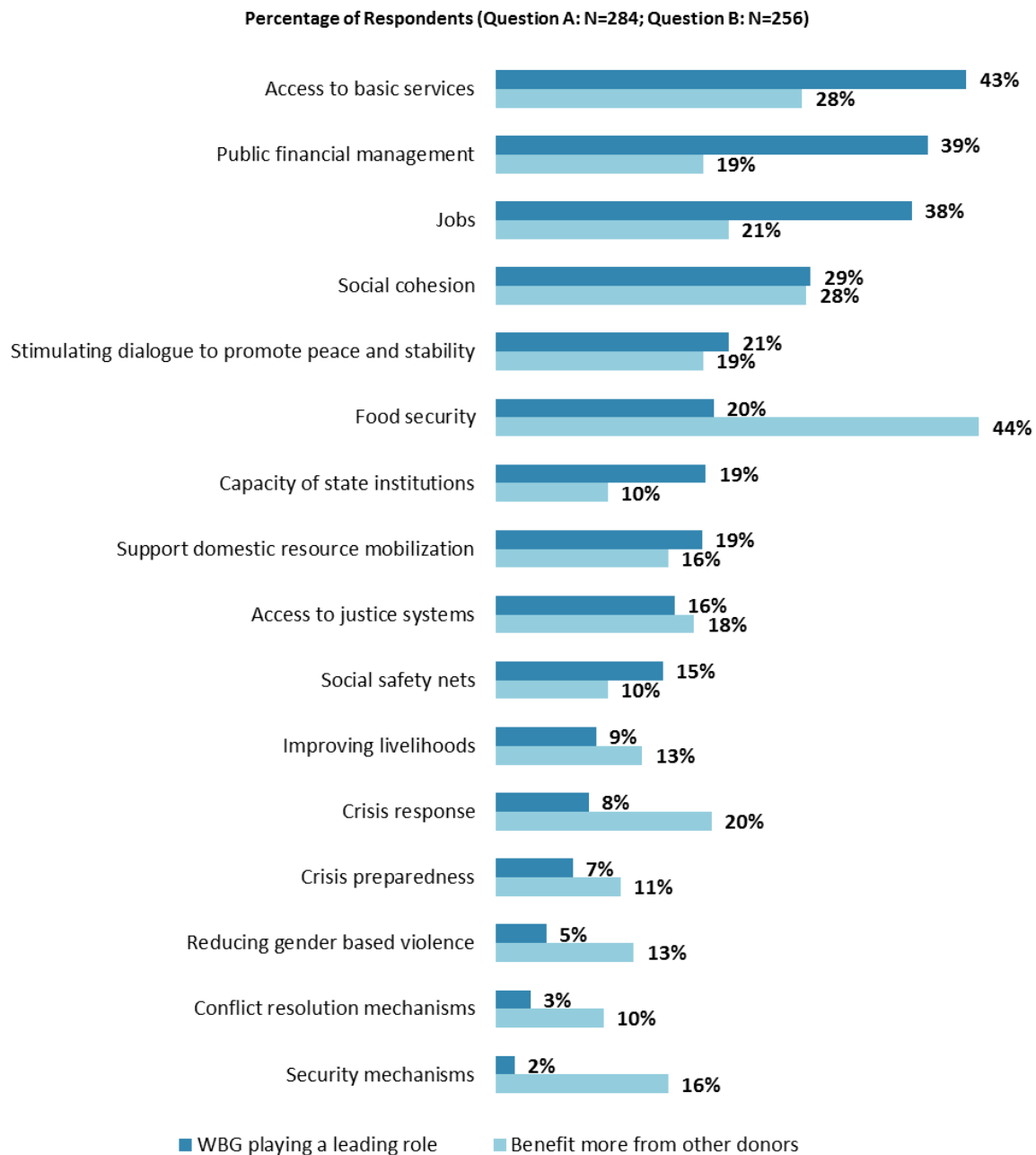
"When considering the combination of services that the World Bank Group offers in Mauritania, and taking into account its limited level of resources, which ONE of the following do you believe the World Bank Group should offer more of in Mauritania?"
(Respondents chose from a list.)

¹⁴ Percentages presented in the chart were calculated based on weighted data.



IX. The Future Role of the WBG in Mauritania (continued)

The WBG Playing a Leading Role vs. Other Donors



"Please answer the following questions:

A. Which THREE areas below would benefit most from the World Bank Group playing a leading role among international partners in Mauritania?

B. Which THREE areas below would benefit most from other donors in Mauritania?"

(Respondents chose from a list. Responses combined.)

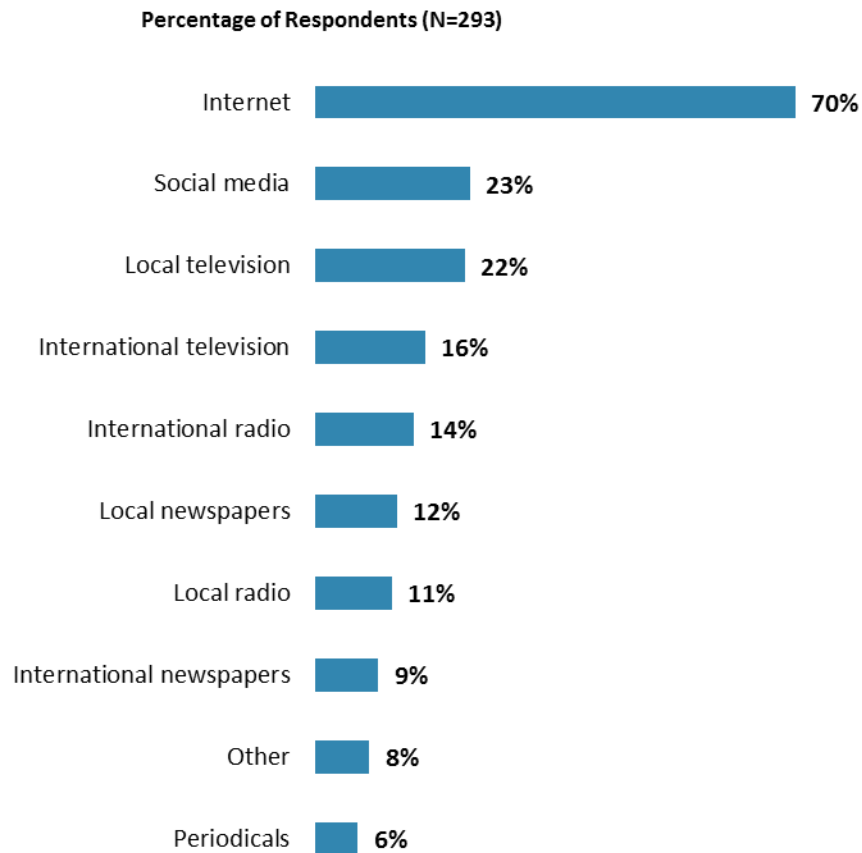


X. Communication and Outreach

Note: When considering the World Bank Group's future outreach with key constituencies, please see Appendix B (page 58) for all responses by stakeholder groups.

General Information Sources

- **Year comparison:** Respondents in the previous FY'15 Country Survey indicated that they got most of their information about economic and social development issues in Mauritania from “Internet” (67%).



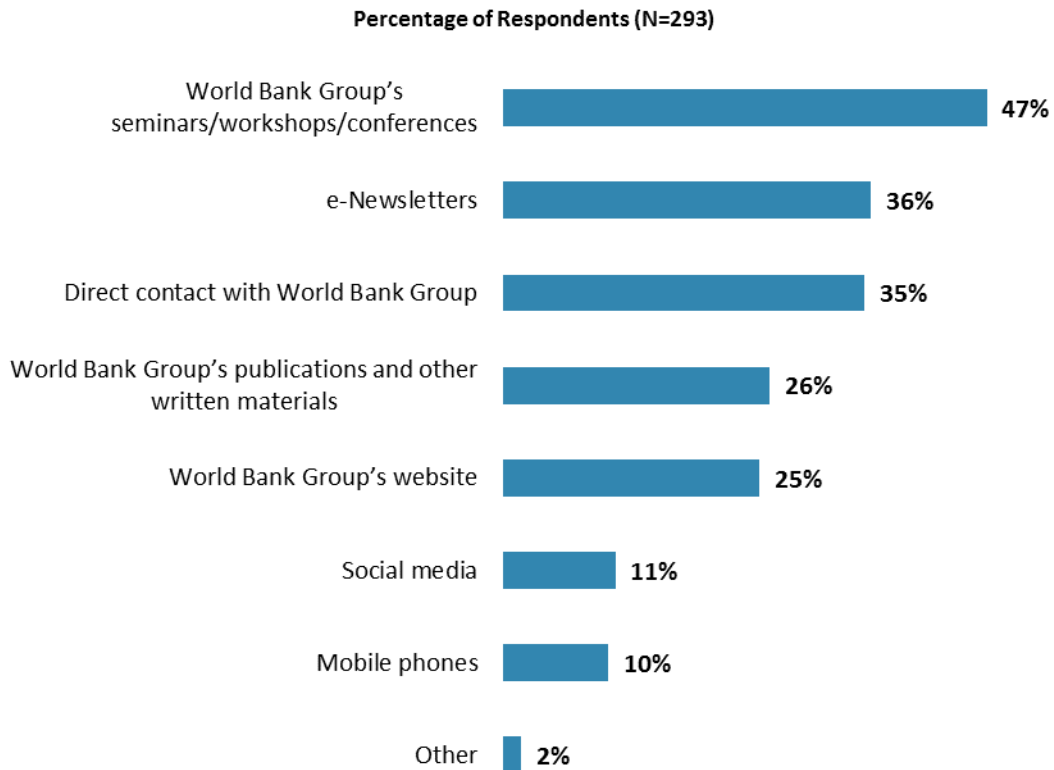
"How do you get most of your information about economic and social development issues in Mauritania? (Choose no more than TWO)" (Respondents chose from a list. Responses combined.)



X. Communication and Outreach (continued)

Preferred Information Sources

- **Year comparison:** Respondents in the previous FY'15 Country Survey indicated that they would prefer to receive information from the WBG through “*WBG’s seminars/workshops/conferences*” (48%) and “*direct contact with WBG*” (43%).



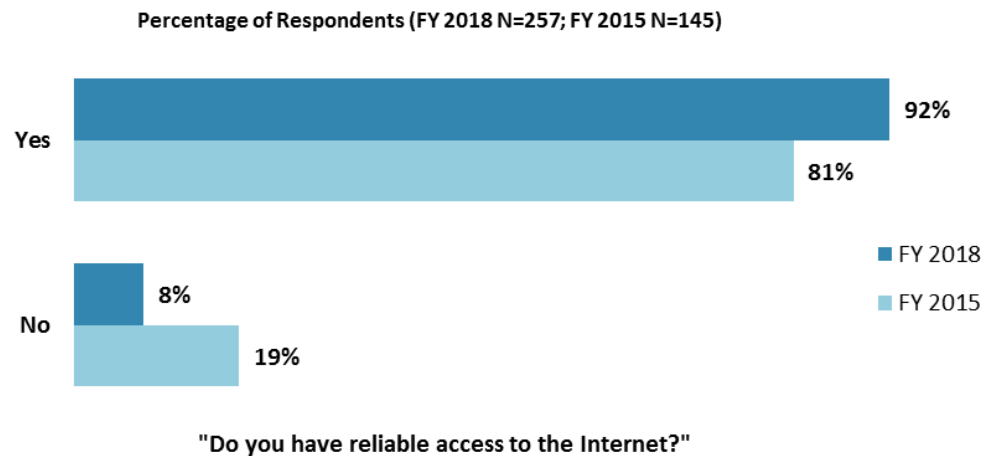
"How would you prefer to receive information from the World Bank Group?
(Choose no more than TWO)" (Respondents chose from a list. Responses combined.)



X. Communication and Outreach (continued)

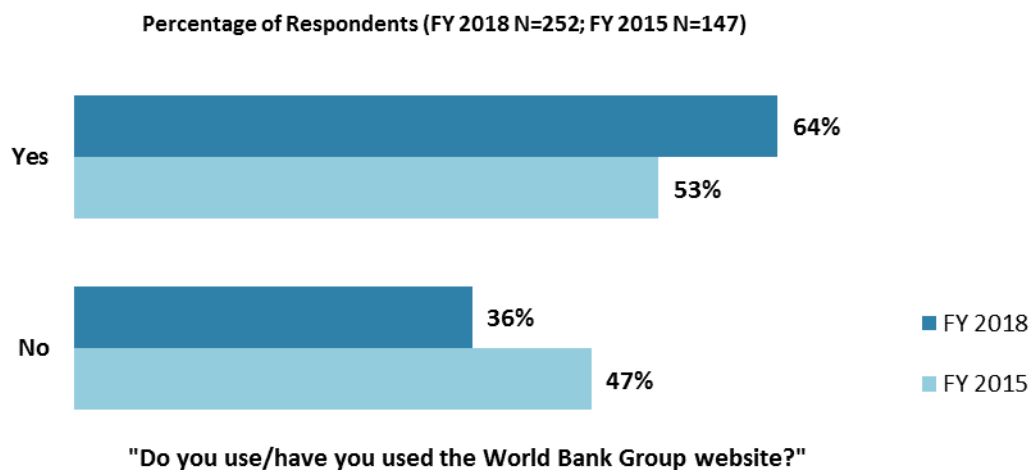
Access to the Internet¹⁵

- **Year comparison:** This year's respondents were significantly *more* likely to have reliable internet access than the respondents in the FY'15 Country Survey.
- 83 percent of respondents in this year's Country Survey indicated that they primarily use high speed/WiFi connections when visiting a World Bank Group website.



The WBG Website Usage

- **Year comparison:** This year's respondents were significantly more likely to have used the WBG website than FY'15 respondents.

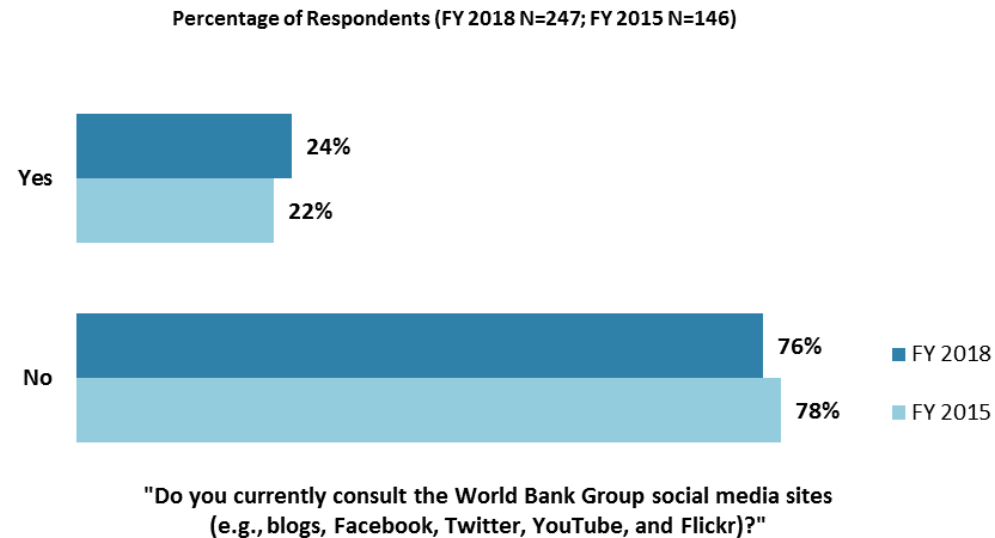


¹⁵ Percentages presented in the charts on this page were calculated based on weighted data.

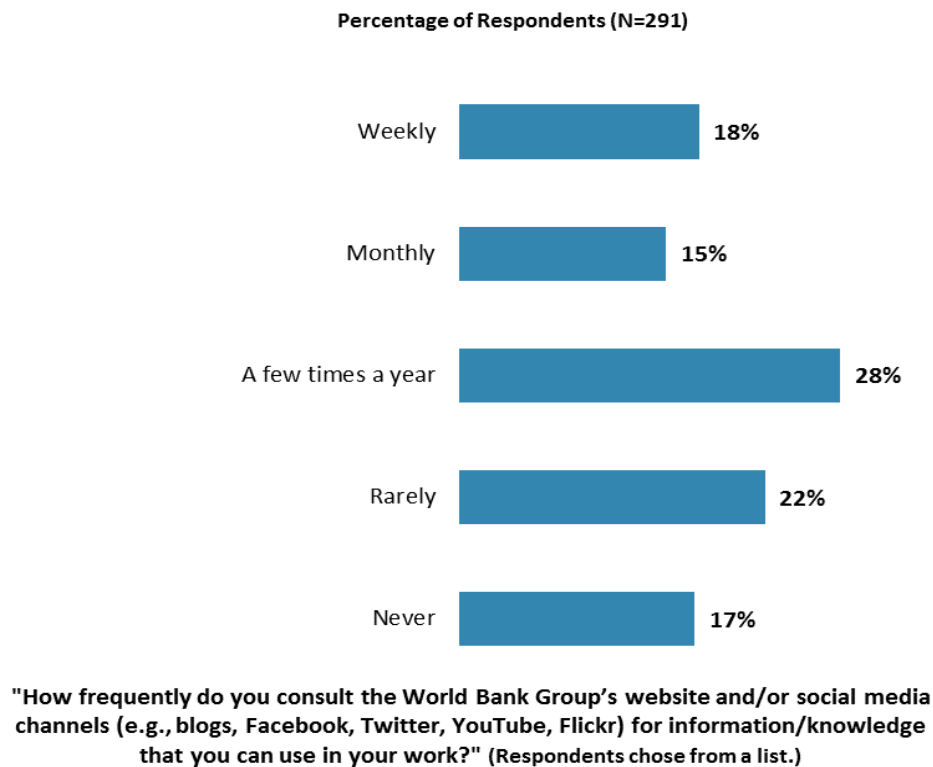


X. Communication and Outreach (continued)

Use of the WBG's Social Media Channels¹⁶



Frequency of Digital WBG Usage

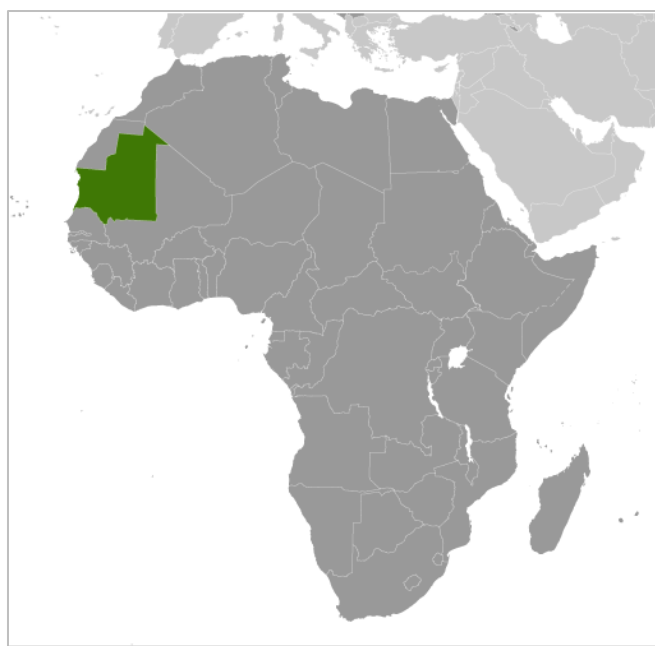


¹⁶ Percentages presented in the chart were calculated based on weighted data.



XI. Appendices

A. Responses to All Questions across All Respondents.....	43
B. Responses to All Questions by Stakeholder Groups.....	58
C. Responses to Indicator Questions by Geographic Location.....	80
D. Responses to Select Questions by Levels of Collaboration with the World Bank Group	82
E. Responses to Select Questions by Year.....	88
F. Indicator Questions as a Function of Exposure to the WBG	93
G. WBG Country Opinion Survey FY 2018 – Mauritania	94





Appendix A: Responses to All Questions across All Respondents (N=321)

All rating scale questions are presented with the total number of respondents that provided a rating (N), the number of respondents who indicated that they "Don't know" (DK), the mean rating across all respondents (Mean), and the standard deviation of this mean (SD). Indicator questions are noted with an asterisk (*).

A. General Issues Facing Mauritania

1. In general, would you say that Mauritania is headed in ... ?	Percentage of Respondents (N=289)
The right direction	56.1%
The wrong direction	21.5%
Not sure	22.5%

2. Listed below are a number of development priorities in Mauritania. Please identify which of the following you consider the most important development priorities in Mauritania? (Choose no more than THREE)	Percentage of Respondents (Responses Combined; N=305)
Education	63.6%
Health	31.8%
Public sector governance/reform (i.e., government effectiveness, public financial management, public expenditure, fiscal system reform)	28.2%
Agriculture and rural development	19.3%
Job creation/employment	19.0%
Social protection (e.g., social safety nets and social registry)	14.4%
Poverty reduction	12.1%
Private sector development	11.8%
Equality of opportunity (i.e., social inclusion)	11.8%
Food security	11.1%
Anti corruption	11.1%
Natural resource management (e.g., fisheries, mining)	10.5%
Water and sanitation	9.2%
Judiciary reform	6.6%
Economic growth	5.9%
Transport (e.g., roads, bridges, transportation)	5.6%
Gender equity (closing the gap between women and men, and boys and girls)	4.9%
Climate change (e.g., mitigation, adaptation)	3.0%
Energy	2.6%
Urban development	2.6%
Crime and violence (incl. terrorism risk)	2.3%
Access to land	2.3%
Global/regional integration	1.6%
Information and communications technology	1.6%
Disaster risk management	0.7%
Pollution	0.3%
Financial markets	0.3%
Trade and exports	0.3%

**A. General Issues Facing Mauritania (continued)**

3. Poverty reduction is a broad term that encompasses work in many different areas. Which THREE areas of development listed below do you believe would contribute most to reducing poverty in Mauritania? (Choose no more than THREE)	Percentage of Respondents (Responses Combined; N=311)
Agriculture and rural development	43.4%
Education	41.8%
Job creation/employment	35.7%
Equality of opportunity (i.e., social inclusion)	20.9%
Economic growth	20.3%
Anti corruption	18.6%
Natural resource management (e.g., fisheries, mining)	14.8%
Public sector governance/reform (i.e., government effectiveness, public financial management, public expenditure, fiscal system reform)	14.1%
Social protection (e.g., social safety nets and social registry)	14.1%
Health	13.8%
Private sector development	10.3%
Food security	9.0%
Transport (e.g., roads, bridges, transportation)	7.1%
Water and sanitation	7.1%
Access to land	5.8%
Judiciary reform	5.1%
Gender equity (closing the gap between women and men, and boys and girls)	2.9%
Energy	2.6%
Information and communications technology	2.6%
Climate change (e.g., mitigation, adaptation)	2.3%
Urban development	1.6%
Global/regional integration	1.3%
Financial markets	1.0%
Disaster risk management	0.6%
Crime and violence (incl. terrorism risk)	0.3%
Trade and exports	0.3%
Pollution	0.0%

**A. General Issues Facing Mauritania (continued)**

4. The World Bank Group's "Shared Prosperity" goal captures two key elements, economic growth and equity. It will seek to foster income growth among the bottom 40 percent of a country's population. Improvement in the Shared Prosperity Indicator requires growth and well-being of the less well-off. When thinking about the idea of "shared prosperity" in your country, which of the following TWO best illustrate how this would be achieved in Mauritania? (Choose no more than TWO)	Percentage of Respondents (Responses Combined; N=294)
Education and training that better ensure job opportunity	46.3%
Greater access to micro-finance for the poor	20.4%
Greater access to health and nutrition for citizens	20.1%
Better opportunity for the poor who live in rural areas	18.7%
Consistent economic growth	18.0%
A growing middle class	14.3%
Better entrepreneurial opportunities (i.e., to start small and medium sized businesses)	13.3%
Better employment opportunities for young people	11.9%
Better quality public services	9.5%
More reliable social safety net	7.8%
Greater voice and participation for citizens to help ensure greater accountability	5.1%
Better opportunity for the poor who live in urban areas	4.8%
Better connectivity and access to ICT	2.7%
Better employment opportunities for women	2.7%
Better connectivity for secondary/intermediate cities (i.e., roads)	1.7%
Other	1.4%

B. Overall Attitudes toward the World Bank Group

Familiarity	N	DK	Mean	SD
1. How familiar are you with the work of the World Bank Group in Mauritania? (1-Not familiar at all, 10-Extremely familiar)	298	0	5.26	2.65
Effectiveness*	N	DK	Mean	SD
2. Overall, please rate your impression of the World Bank Group's effectiveness in Mauritania. (1-Not effective at all, 10-Very effective)	247	58	6.28	2.55
Staff Preparedness	N	DK	Mean	SD
3. To what extent do you believe the World Bank Group's staff is well prepared (e.g., skills and knowledge) to help Mauritania solve its most complicated development challenges? (1-To no degree at all, 10-To a very significant degree)	246	58	6.74	2.48

**B. Overall Attitudes toward the World Bank Group (continued)**

4. When thinking about how the World Bank Group can have the most impact on development results in Mauritania, in which sectors do you believe the World Bank Group should focus most of its resources (financial and knowledge services) in Mauritania? (Choose no more than THREE)	Percentage of Respondents (Responses Combined; N=304)
Education	49.0%
Job creation/employment	35.2%
Agriculture and rural development	28.3%
Health	25.0%
Public sector governance/reform (i.e., government effectiveness, public financial management, public expenditure, fiscal system reform)	23.4%
Poverty reduction	14.1%
Water and sanitation	13.2%
Economic growth	11.2%
Judiciary reform	10.9%
Food security	10.9%
Private sector development	10.2%
Natural resource management (e.g., fisheries, mining)	10.2%
Anti corruption	9.2%
Social protection (e.g., social safety nets and social registry)	7.9%
Equality of opportunity (i.e., social inclusion)	7.2%
Transport (e.g., roads, bridges, transportation)	6.6%
Energy	4.6%
Gender equity (closing the gap between women and men, and boys and girls)	3.9%
Information and communications technology	3.0%
Access to land	2.6%
Urban development	2.3%
Climate change (e.g., mitigation, adaptation)	2.0%
Financial markets	1.6%
Global/regional integration	1.3%
Crime and violence (incl. terrorism risk)	1.0%
Trade and exports	0.7%
Disaster risk management	0.7%
Pollution	0.0%

5. When thinking about the World Bank Group's role, which activity do you believe is of greatest VALUE and which activity is of second greatest value in Mauritania?	Percentage of Respondents (N=283)		
	Greatest Value	2nd Greatest Value	Combined
Capacity development related to World Bank Group supported projects	26.9%	15.6%	42.4%
Financial resources	20.5%	11.2%	31.7%
Technical assistance	12.4%	9.8%	22.2%
Implementation support	5.3%	16.7%	22.0%
Policy advice, studies, analyses	6.7%	14.9%	21.6%
Mobilizing third party financial resources	9.2%	7.6%	16.8%
Data and statistics	4.6%	6.5%	11.1%
Bringing together different groups of stakeholders	6.0%	4.3%	10.4%
Donor coordination	3.2%	6.9%	10.1%
Promoting knowledge sharing	3.5%	5.1%	8.6%
Other	1.8%	1.4%	3.2%

**B. Overall Attitudes toward the World Bank Group (continued)**

6. Which of the following do you identify as the World Bank Group's greatest WEAKNESSES in its work in Mauritania? (Choose no more than TWO)	Percentage of Respondents (Responses Combined; N=302)
Not willing to honestly criticize policies and reform efforts in the country	25.2%
Not adequately sensitive to political/social realities in Mauritania	19.2%
Not collaborating enough with civil society (including NGOs, CBOs, beneficiary representatives)	18.9%
World Bank Group's processes too slow	14.6%
World Bank Group's processes too complex	14.2%
Not enough public disclosure of its work	12.3%
Not aligned with country priorities	10.9%
Not collaborating enough with private sector	10.3%
Not sufficiently focused on results	9.3%
Too influenced by developed countries	8.9%
Inadequate World Bank Group's staffing in Mauritania	7.9%
Don't know	7.6%
Staff too inaccessible	6.3%
Its advice and strategies do not lend themselves to practical problem solving	4.6%
Other	4.3%
Not in it for the long term	4.0%
Not adequately collaborating with organizations such as bilaterals, multilaterals, trust funds, UN agencies	2.6%
Not exploring alternative policy options	1.7%
The credibility of its knowledge/data	1.3%
Arrogant in its approach	1.0%

7. To what extent do you believe that the World Bank Group's work and support help the poorest in Mauritania? (Select only ONE response)	Percentage of Respondents (N=313)
To a fully sufficient degree	7.3%
To a somewhat sufficient degree	29.7%
To a somewhat insufficient degree	32.3%
To a very insufficient degree	20.1%
Don't know	10.5%

8. How EFFECTIVE do you believe the following World Bank Group's instruments are in supporting the Mauritania Government's efforts to reduce poverty? (1-Not effective at all, 10-Very effective)	Effectiveness			
	N	N/A	Mean	SD
1. Investment Project Financing (IPF)	166	113	6.37	2.66
2. Development Policy Financing (DPF)	151	100	6.42	2.53
3. Trust funds and grants	121	121	6.41	2.61
4. MIGA Guarantees	57	170	5.51	2.51
5. IFC Investment Services	77	158	5.39	2.50
6. IFC Advisory Services	78	157	5.49	2.57

**B. Overall Attitudes toward the World Bank Group (continued)**

9. In addition to the regular relations with the national government, which TWO of the following groups should the World Bank Group collaborate with more in your country? (Choose no more than TWO)	Percentage of Respondents (Responses Combined; N=304)
Beneficiaries	40.8%
NGOs/Community Based Organizations	32.6%
Local government	28.0%
Private sector	27.0%
Academia/think tanks/research institutes	21.7%
Youth/university groups	16.8%
Media	8.2%
Donor community	5.6%
Parliament	4.3%
Foundations	3.9%
Don't know	3.3%
Other	1.3%

To what extent do you agree with the following statements about the World Bank Group's work in Mauritania? (1-Strongly disagree, 10-Strongly agree)	Level of Agreement			
	N	DK	Mean	SD
10. Overall the World Bank Group currently plays a relevant role in development in Mauritania*	258	38	6.75	2.58
11. The World Bank Group's work is aligned with what I consider the development priorities for Mauritania*	236	48	6.24	2.65

To what extent is the World Bank Group an effective development partner in Mauritania, in terms of each of the following? (1-To no degree at all, 10-To a very significant degree)	Degree			
	N	DK	Mean	SD
12. Responsiveness to needs*	192	79	5.69	2.39
13. Flexibility (in terms of the institution's products and services)*	173	86	5.21	2.36
14. Flexibility (in terms of changing country circumstances)*	171	83	5.42	2.15
15. Being inclusive*	149	98	5.74	2.39
16. Openness (sharing data and other information)*	193	57	6.37	2.44
17. Collaboration with the Government*	229	45	7.51	2.04
18. The speed in which it gets things accomplished on the ground*	207	59	5.70	2.46
19. Helping to bring discipline/effective supervision to implementation of investment projects*	210	53	6.29	2.55
20. Collaboration with civil society*	197	71	5.31	2.56
21. Staff accessibility*	207	52	5.63	2.83
22. Collaboration with other donors and development partners*	158	106	6.83	2.30
23. Collaboration with the private sector*	159	100	5.23	2.32
24. Straightforwardness and honesty*	181	80	6.65	2.57
25. Treating clients and stakeholders in Mauritania with respect*	175	90	6.96	2.51
26. Being a long-term partner*	208	58	7.74	2.25

**B. Overall Attitudes toward the World Bank Group (continued)**

27. When World Bank Group assisted reform efforts fail or are slow to take place, which of the following would you attribute this to? (Choose no more than TWO)	Percentage of Respondents (Responses Combined; N=292)
Political pressures and obstacles	31.2%
Reforms are not well thought out in light of country challenges	29.5%
There is not an adequate level of citizen/civil society participation	27.7%
The World Bank Group is not sensitive enough to political/social realities on the ground	21.9%
Poor coordination within the Government	19.2%
Lack of/inadequate levels of capacity in Government	13.7%
Corruption	13.4%
There is an inadequate level of private sector participation and support	9.6%
The World Bank Group does not provide the government with consistent support throughout the reform effort	8.9%
Poor donor coordination	6.2%
Other	4.1%
Poor coordination within the World Bank Group	3.8%

C. World Bank Group's Effectiveness and Results

1. In Mauritania, to what extent do the World Bank Group's financial resources, advice, and knowledge influence policy related to ... ? (1-To no degree at all, 10-To a very significant degree)	N	DK	Mean	SD
1. Gender (i.e., closing the gap between women and men, and boys and girls)	206	90	6.16	2.40
2. The impact of climate change	175	104	5.51	2.52

**C. World Bank Group's Effectiveness and Results (continued)**

2. How EFFECTIVE do you believe the World Bank Group is in terms of the work it does in the following areas of development in Mauritania? (1-Not effective at all, 10-Very effective)	Effectiveness			
	N	DK	Mean	SD
1. Social protection (e.g., social safety nets and social registry)	165	110	5.80	2.48
2. Gender equity (closing the gap between women and men, and boys and girls)	170	91	5.82	2.49
3. Private sector development	159	91	5.23	2.24
4. Education	211	48	6.09	2.46
5. Public sector governance/reform (i.e., government effectiveness, public financial management, public expenditure, fiscal system reform)	199	65	5.99	2.32
6. Global/regional integration	138	110	5.39	2.33
7. Food security	165	91	5.39	2.37
8. Urban development	157	94	5.41	2.26
9. Energy	160	96	5.54	2.19
10. Water and sanitation	160	94	5.36	2.36
11. Pollution	134	118	4.29	2.23
12. Job creation/employment	175	83	4.65	2.35
13. Health	190	63	5.66	2.48
14. Financial markets	121	122	4.64	2.46
15. Agriculture and rural development	181	76	5.75	2.51
16. Trade and exports	115	132	4.85	2.24
17. Natural resource management (e.g., fisheries, mining)	166	88	5.31	2.43
18. Climate change (e.g., mitigation, adaptation)	141	105	4.96	2.46
19. Poverty reduction	208	54	5.81	2.44
20. Anti corruption	167	86	4.67	2.60
21. Judiciary reform	136	114	4.82	2.52
22. Economic growth	173	82	5.83	2.35
23. Disaster risk management	122	128	4.67	2.48
24. Equality of opportunity (i.e., social inclusion)	154	98	4.78	2.66
25. Information and communications technology	159	94	5.58	2.46

Achieving Development Results*	N	DK	Mean	SD
3. To what extent does the World Bank Group's work help to achieve development results in Mauritania? (1-To no degree at all, 10-To a very significant degree)	239	82	6.18	2.26

To what extent do you agree with the following statements about the World Bank Group in Mauritania? (1-Strongly disagree, 10-Strongly agree)	N	DK	Mean	SD
4. The World Bank Group's financial instruments (i.e., investment lending, Development Policy Loan, Trust Funds, etc.) meet the needs of Mauritania*	225	68	5.71	2.42
5. The World Bank Group meets Mauritania's needs for knowledge services (e.g., research, analysis, data, technical assistance)*	228	64	5.65	2.49

Mobilizing Finance for Development	N	DK	Mean	SD
6. How effectively does the World Bank Group help Mauritania to mobilize finance for development from private sector sources? (1-Not effectively at all, 10-Very effectively)	184	117	5.28	2.61

**C. World Bank Group's Effectiveness and Results (continued)**

7. As part of IDA18, the World Bank Group has expanded (or developed) a number of financial instruments to respond to challenges in IDA countries. These include the Crisis Response Window (CRW), Pandemic Emergency Finance Facility (PEF), Catastrophe Deferred Draw Down Option (CAT-DDO), and the Private Sector Window (PSW). In general, how familiar are you with these new or expanded financial instruments in Mauritania? (Select only ONE response)	Percentage of Respondents (N=299)
Very familiar	3.7%
Somewhat familiar	11.7%
Somewhat unfamiliar	18.7%
Very unfamiliar	28.8%
Don't know	37.1%

How effectively does the World Bank Group support Mauritania's efforts ... ? (1-Not effectively at all, 10-Very effectively)	N	DK	Mean	SD
9. To build stronger domestic resource mobilization systems in the Government (e.g., tax collection)	284	96	7.36	3.29
10. To develop better and stronger data collection/analytics systems within the Government	188	89	5.65	2.36
11. To strengthen the country's crisis preparedness	184	100	5.52	2.57

D. The World Bank Group's Knowledge Work and Activities

1. How frequently do you consult World Bank Group's knowledge work and activities in the work you do?	Percentage of Respondents (N=294)
Weekly	9.5%
Monthly	16.0%
A few times a year	33.3%
Rarely	28.9%
Never	12.2%

In Mauritania, to what extent do you believe that the World Bank Group's knowledge work and activities: (1-To no degree at all, 10-To a very significant degree)	Degree			
	N	DK	Mean	SD
2. Are timely	206	60	6.69	2.31
3. Include appropriate level of stakeholder involvement during preparation	177	84	5.89	2.52
4. Lead to practical solutions	190	68	5.78	2.49
5. Are accessible (well written and easy to understand)	201	60	5.98	2.53
6. Are source of relevant information on global good practices	201	61	6.81	2.35
7. Are adequately disseminated	196	65	5.68	2.60
8. Are translated enough into local language	179	79	3.77	2.63
9. Are adaptable to Mauritania's specific development challenges and country circumstances*	206	58	6.09	2.50

Overall Evaluations	N	DK	Mean	SD
10. Overall, how significant a contribution do you believe the World Bank Group's knowledge work and activities make to development results in your country?* (1-Not significant at all, 10-Very significant)	238	56	6.71	2.42
11. Overall, how would you rate the technical quality of the World Bank Group's knowledge work and activities?* (1-Very low technical quality, 10-Very high technical quality)	238	53	6.87	2.37

**E. Working with the World Bank Group**

To what extent do you agree/disagree with the following statements? (1-Strongly disagree, 10-Strongly agree)	Level of Agreement			
	N	DK	Mean	SD
1. The World Bank Group disburses funds promptly	198	91	4.99	2.78
2. The World Bank Group effectively monitors and evaluates the projects and programs it supports	239	45	6.59	2.54
3. The World Bank Group's approvals and reviews are done in a timely fashion	204	75	5.57	2.56
4. The World Bank Group's "Safeguard Policy" requirements are reasonable	161	115	6.17	2.34
5. The World Bank Group's conditions on its lending are reasonable	167	111	5.84	2.64
6. The World Bank Group takes decisions quickly in Mauritania*	188	87	5.20	2.54
7. Working with the World Bank Group increases Mauritania's institutional capacity	234	48	6.81	2.41
8. Where country systems (e.g., procurement, financial management, etc.) are adequate, the World Bank Group makes appropriate use of them*	194	90	6.95	2.53

F. The Future Role of the World Bank Group in Mauritania

1. Which of the following SHOULD the World Bank Group do to make itself of greater value in Mauritania? (Choose no more than TWO)	Percentage of Respondents (Responses Combined; N=289)
Work more with civil society and beneficiary representatives	37.7%
Increase the level of capacity development in the country	22.1%
Collaborate more effectively with Government clients (e.g., national, state, local)	19.7%
Leverage the private sector more (i.e., mobilize private sector development)	17.3%
Reduce the complexity of obtaining World Bank Group financing	17.0%
Help to bring discipline/effective supervision to implementation of World Bank Group projects	14.5%
Offer more innovative knowledge services	12.1%
Work faster	10.7%
Work more with private sector	8.7%
Improve the quality of its experts as related to Mauritania's specific challenges	7.6%
Ensure greater selectivity in its work	6.9%
Provide more adequate data/knowledge/statistics/figures on Mauritania's economy	5.5%
Collaborate more effectively with organizations such as bilaterals, multilaterals, trust funds, UN agencies	5.5%
Offer more innovative financial products	3.8%
Other	3.5%
Improve the competitiveness of its financing compared to markets (e.g., cost, timeliness, other terms)	2.1%

2. When considering the combination of services that the World Bank Group offers in Mauritania, and taking into account its limited level of resources, which ONE of the following do you believe the World Bank Group should offer more of in Mauritania? (Select only ONE response)	Percentage of Respondents (N=292)
Financial services	26.4%
The combination is appropriate for Mauritania	26.4%
Knowledge products	21.6%
Convening services	12.7%
Don't know	10.3%
None of the above	2.7%

**F. The Future Role of the World Bank Group in Mauritania (continued)**

3A. Which THREE areas below would benefit most from the World Bank Group playing a leading role among international partners in Mauritania? (Choose no more than THREE)	Percentage of Respondents (Responses Combined; N=284)
Access to basic services	42.6%
Public financial management	39.1%
Jobs	37.7%
Social cohesion	28.5%
Stimulating dialogue to promote peace and stability	21.1%
Food security	19.7%
Capacity of state institutions	19.0%
Support domestic resource mobilization	18.7%
Access to justice systems	16.2%
Social safety nets	15.1%
Improving livelihoods	9.2%
Crisis response	8.5%
Crisis preparedness	7.0%
Reducing gender based violence	4.6%
Conflict resolution mechanisms	3.2%
Security mechanisms	1.8%

3B. Which THREE areas below would benefit most from other donors in Mauritania? (Choose no more than THREE)	Percentage of Respondents (Responses Combined; N=256)
Food security	43.8%
Social cohesion	28.1%
Access to basic services	27.7%
Jobs	21.1%
Crisis response	19.5%
Public financial management	18.8%
Stimulating dialogue to promote peace and stability	18.8%
Access to justice systems	18.0%
Security mechanisms	15.6%
Support domestic resource mobilization	15.6%
Improving livelihoods	13.3%
Reducing gender based violence	12.5%
Crisis preparedness	11.3%
Social safety nets	10.2%
Capacity of state institutions	10.2%
Conflict resolution mechanisms	9.8%

**G. Communication and Information Sharing**

1. How do you get most of your information about economic and social development issues in Mauritania? (Choose no more than TWO)	Percentage of Respondents (Responses Combined; N=293)
Internet	70.0%
Social media (e.g., blogs, Facebook, Twitter, YouTube, Flickr)	22.5%
Local television	21.8%
International television	16.0%
International radio	14.3%
Local newspapers	11.9%
Local radio	11.3%
International newspapers	9.2%
Other	7.8%
Periodicals	6.1%

2. How would you prefer to receive information from the World Bank Group? (Choose no more than TWO)	Percentage of Respondents (Responses Combined; N=293)
World Bank Group's seminars/workshops/conferences	47.1%
e-Newsletters	35.8%
Direct contact with World Bank Group (i.e., face to face meetings/discussions)	35.2%
World Bank Group's publications and other written materials	25.9%
World Bank Group's website	24.9%
Social media (e.g., blogs, Facebook, Twitter, YouTube, Flickr)	10.9%
Mobile phones	10.2%
Other	1.7%

3. Are you aware of the World Bank Group's Access to Information Policies under which the World Bank Group discloses any information in its possession that is not on a list of exceptions?	Percentage of Respondents (N=276)
Yes	24.3%
No	75.7%

4. Do you have reliable access to the Internet?	Percentage of Respondents (N=289)
Yes	91.0%
No	9.0%

5. Do you use/have you used the World Bank Group website?	Percentage of Respondents (N=284)
Yes	60.9%
No	39.1%

6. Do you currently consult the World Bank Group social media sites (e.g., blogs, Facebook, Twitter, YouTube, and Flickr)?	Percentage of Respondents (N=280)
Yes	24.3%
No	75.7%

7. Which Internet connection do you use primarily when visiting a World Bank Group website?	Percentage of Respondents (N=255)
High speed/WiFi	83.1%
Dial-up	16.9%

**G. Communication and Information Sharing (continued)**

8. How frequently do you consult the World Bank Group's website and/or social media channels (e.g., blogs, Facebook, Twitter, YouTube, Flickr) for information/knowledge that you can use in your work?	Percentage of Respondents (N=291)
Weekly	17.5%
Monthly	15.1%
A few times a year	27.8%
Rarely	22.3%
Never	17.2%

Please rate how much you agree with the following statements. (1-Strongly disagree, 10-Strongly agree)	Level of Agreement			
	N	DK	Mean	SD
9. I find the World Bank Group's websites easy to navigate	179	80	6.93	2.65
10. I find the information on the World Bank Group's websites useful	188	69	7.38	2.35
11. The World Bank Group's social media channels (e.g., blogs, Facebook, Twitter, YouTube, Flickr) are valuable sources of information about the institution	141	140	7.32	2.55

H. Background Information

1. Which of the following best describes your current position? (Select only ONE response)	Percentage of Respondents (N=306)
NGO/Community Based Organization	20.9%
Employee of a Ministry, Ministerial Department or Implementation Agency	12.1%
Project Management Unit (PMU) overseeing implementation of project/Consultant/Contractor working on World Bank Group supported project/program	11.8%
Private Sector Organization	9.2%
Local Government Office or Staff	6.9%
Other	6.9%
Academia/Research Institute/Think Tank	4.6%
Office of Minister	4.2%
Bilateral/Multilateral Agency	4.2%
Media (press, radio, TV, web, etc.)	4.2%
Financial Sector/Private Bank	3.6%
Independent Government Institution (i.e., Regulatory Agency, Central Bank/oversight institution)	2.6%
Trade Union	2.3%
Office of Parliamentarian	2.0%
Office of the President, Prime Minister	1.3%
Private Foundation	1.3%
Youth Group	1.0%
Judiciary Branch	1.0%

**H. Background Information (continued)**

2. Please identify the primary specialization of your work. (Select only ONE response)	Percentage of Respondents (N=303)
Other	15.2%
Education	12.5%
Urban, rural, and social development	8.6%
Finance and markets	8.3%
Generalist (specialized in multiple sectors)	7.3%
Governance	6.9%
Transport and ICT	5.6%
Environment and natural resources	5.3%
Health, nutrition, and population	5.0%
Macroeconomics and fiscal management	4.0%
Trade and competitiveness	3.6%
Social protection and labor	3.0%
Energy and extractives	3.0%
Public-private partnerships	2.0%
Gender	2.0%
Agriculture	2.0%
Water	1.7%
Poverty	1.7%
Jobs	1.3%
Climate Change	1.0%
Fragility, conflict and violence	0.3%

3. Currently, do you professionally collaborate/work with the World Bank Group (IDA, IFC, or MIGA) in your country?	Percentage of Respondents (N=301)
Yes	49.8%
No	50.2%

4. Which of the following agencies of the World Bank Group do you primarily engage with in Mauritania? (Select only ONE response)	Percentage of Respondents (N=243)
The World Bank (IDA)	66.3%
The International Finance Corporation (IFC)	5.3%
The Multilateral Investment Guarantee Agency (MIGA)	0.4%
Other	28.0%

5. Do your projects involve both the World Bank and the IFC?	Percentage of Respondents (N=259)
Yes	27.4%
No	72.6%

6. If yes, what was your view of how the two institutions work together in Mauritania? (Select only ONE response)	Percentage of Respondents (N=71)
The two institutions work well together	36.6%
The way the two institutions work together needs improvement	23.9%
The two institutions do not work well together	1.4%
Don't know	38.0%

**H. Background Information (continued)**

7. Which of the following describes most of your exposure to the World Bank Group in Mauritania? (Choose no more than TWO)	Percentage of Respondents (Responses Combined; N=277)
Collaborate as part of my professional duties	55.6%
Engage in World Bank Group related/sponsored events/activities	37.2%
Use World Bank Group reports/data	21.7%
Observer (i.e., follow in media, discuss in informal conversations, etc.)	21.3%
Use World Bank Group website for information, data, research, etc.	17.7%

8. What's your gender?	Percentage of Respondents (N=311)
Female	17.4%
Male	82.6%

9. What's your age?	Percentage of Respondents (N=314)
25 and under	0.6%
26-35	9.9%
36-45	21.0%
46-55	44.3%
56 and above	24.2%

10. Which best represents your geographic location?	Percentage of Respondents (N=309)
Nouakchott	71.2%
Outside Nouakchott (South and Senegal River Region)	13.9%
Outside Nouakchott (North Region)	5.8%
Outside Nouakchott (East Region)	1.3%
Outside Nouakchott (West Region: Hodh Echargui, Hodh El Gharbi, Assaba)	7.8%



Appendix B: Responses to All Questions by Stakeholder Groups¹⁷

- Office of the President/Prime Minister/Minister N=17 ● Employee of a Ministry/PMU/Consultant on a WBG-supported Project N=73 ● Local Government N=21
- Bilateral/Multilateral Agency N=13 ● Private Sector/Financial Sector/Private Bank N=39 ● CSO N=78 ● Media N=13
- Academia/Research Institute/Think Tank N=14 ● Other N=38

A. General Issues facing Mauritania

In general, would you say that Mauritania is headed in ... ?*

Percentage of Respondents	Office of the President/Prime Minister/Minister	Employee of a Ministry/PMU/Consultant	Local Government	Bilateral/Multilateral Agency	Private Sector/Financial Sector/Private Bank	CSO	Media	Academia/Research Institute/Think Tank	Other
The right direction	87.5%	80.9%	81.3%	15.4%	62.2%	38.6%	9.1%	25.0%	47.1%
The wrong direction	6.3%	2.9%	12.5%	23.1%	10.8%	40.0%	81.8%	33.3%	23.5%
Not sure	6.3%	16.2%	6.3%	61.5%	27.0%	21.4%	9.1%	41.7%	29.4%

*Significantly different between stakeholder groups

¹⁷ Only 306 respondents provided information about their current positions. Therefore, only these respondents were included in the across-stakeholder analysis presented in this appendix.

**A. General Issues facing Mauritania (continued)**

Listed below are a number of development priorities in Mauritania. Please identify which of the following you consider the most important development priorities in Mauritania? (Choose no more than THREE)

Percentage of Respondents (Responses combined)	Office of the President/Prime Minister/Minister	Employee of a Ministry/PMU/ Consultant	Local Government	Bilateral/ Multilateral Agency	Private Sector/ Financial Sector/ Private Bank	CSO	Media	Academia/ Research Institute/ Think Tank	Other
Social protection	29.4%	15.5%	15.0%	15.4%	5.4%	17.8%	15.4%	0.0%	13.5%
Gender equity	5.9%	1.4%	10.0%	15.4%	0.0%	6.8%	15.4%	0.0%	2.7%
Private sector development*	29.4%	14.1%	0.0%	0.0%	24.3%	1.4%	0.0%	8.3%	16.2%
Education	52.9%	67.6%	70.0%	46.2%	62.2%	53.4%	76.9%	91.7%	75.7%
Public sector governance/reform*	23.5%	39.4%	15.0%	46.2%	13.5%	20.5%	30.8%	41.7%	35.1%
Global/regional integration	0.0%	1.4%	0.0%	0.0%	0.0%	2.7%	0.0%	0.0%	2.7%
Food security	5.9%	12.7%	20.0%	7.7%	5.4%	17.8%	7.7%	0.0%	8.1%
Urban development	11.8%	5.6%	5.0%	0.0%	0.0%	1.4%	0.0%	0.0%	0.0%
Energy*	17.6%	2.8%	5.0%	0.0%	0.0%	2.7%	0.0%	0.0%	0.0%
Water and sanitation*	5.9%	14.1%	30.0%	0.0%	0.0%	12.3%	0.0%	0.0%	5.4%
Pollution	0.0%	0.0%	0.0%	0.0%	0.0%	1.4%	0.0%	0.0%	0.0%
Job creation/employment	17.6%	16.9%	15.0%	15.4%	21.6%	16.4%	23.1%	25.0%	18.9%
Health	23.5%	28.2%	25.0%	38.5%	45.9%	34.2%	30.8%	25.0%	37.8%
Financial markets	0.0%	0.0%	0.0%	0.0%	0.0%	0.0%	0.0%	0.0%	2.7%
Transport	0.0%	5.6%	15.0%	7.7%	2.7%	4.1%	7.7%	8.3%	8.1%
Agriculture and rural development	5.9%	22.5%	25.0%	7.7%	16.2%	27.4%	7.7%	25.0%	16.2%
Trade and exports*	0.0%	0.0%	0.0%	7.7%	0.0%	0.0%	0.0%	0.0%	0.0%
Crime and violence	0.0%	0.0%	5.0%	0.0%	5.4%	4.1%	0.0%	0.0%	0.0%
Natural resource management	0.0%	7.0%	10.0%	15.4%	21.6%	12.3%	7.7%	25.0%	2.7%
Climate change	0.0%	1.4%	5.0%	7.7%	0.0%	5.5%	0.0%	0.0%	5.4%
Poverty reduction	5.9%	15.5%	5.0%	15.4%	2.7%	16.4%	7.7%	8.3%	5.4%
Anti corruption	17.6%	7.0%	10.0%	30.8%	5.4%	13.7%	15.4%	8.3%	8.1%
Judiciary reform*	11.8%	1.4%	5.0%	0.0%	18.9%	1.4%	15.4%	8.3%	8.1%
Economic growth*	23.5%	5.6%	0.0%	0.0%	13.5%	1.4%	0.0%	8.3%	5.4%
Disaster risk management	0.0%	0.0%	0.0%	7.7%	0.0%	1.4%	0.0%	0.0%	0.0%
Equality of opportunity	0.0%	12.7%	5.0%	7.7%	13.5%	15.1%	15.4%	16.7%	8.1%
Access to land	0.0%	0.0%	0.0%	7.7%	5.4%	2.7%	0.0%	0.0%	2.7%
Information and communications technology	0.0%	1.4%	0.0%	0.0%	8.1%	1.4%	0.0%	0.0%	0.0%

*Significantly different between stakeholder groups

**A. General Issues facing Mauritania (continued)**

Poverty reduction is a broad term that encompasses work in many different areas. Which THREE areas of development listed below do you believe would contribute most to reducing poverty in Mauritania? (Choose no more than THREE)

Percentage of Respondents (Responses combined)	Office of the President/Prime Minister/Minister	Employee of a Ministry/PMU/ Consultant	Local Government	Bilateral/ Multilateral Agency	Private Sector/ Financial Sector/ Private Bank	CSO	Media	Academia/ Research Institute/ Think Tank	Other
Economic growth	25.0%	25.0%	19.0%	7.7%	18.4%	17.1%	23.1%	15.4%	19.4%
Disaster risk management	0.0%	0.0%	0.0%	0.0%	0.0%	2.6%	0.0%	0.0%	0.0%
Equality of opportunity	18.8%	22.2%	14.3%	23.1%	10.5%	25.0%	38.5%	23.1%	16.7%
Access to land*	0.0%	0.0%	4.8%	15.4%	5.3%	10.5%	23.1%	0.0%	5.6%
Information and communications technology	0.0%	1.4%	4.8%	7.7%	7.9%	1.3%	0.0%	0.0%	2.8%
Social protection	37.5%	13.9%	4.8%	30.8%	7.9%	13.2%	23.1%	7.7%	11.1%
Agriculture and rural development*	56.3%	45.8%	85.7%	7.7%	28.9%	42.1%	53.8%	38.5%	44.4%
Trade and exports	0.0%	0.0%	4.8%	0.0%	0.0%	0.0%	0.0%	0.0%	0.0%
Crime and violence	0.0%	0.0%	0.0%	0.0%	2.6%	0.0%	0.0%	0.0%	0.0%
Climate change	0.0%	1.4%	0.0%	7.7%	0.0%	6.6%	0.0%	0.0%	0.0%
Transport	12.5%	5.6%	9.5%	7.7%	7.9%	2.6%	0.0%	15.4%	13.9%
Energy	6.3%	2.8%	4.8%	0.0%	5.3%	0.0%	0.0%	0.0%	0.0%
Anti corruption	12.5%	15.3%	4.8%	23.1%	13.2%	26.3%	23.1%	30.8%	22.2%
Judiciary reform	0.0%	4.2%	9.5%	0.0%	10.5%	5.3%	0.0%	7.7%	5.6%
Water and sanitation	6.3%	6.9%	14.3%	0.0%	2.6%	10.5%	7.7%	7.7%	5.6%
Pollution	0.0%	0.0%	0.0%	0.0%	0.0%	0.0%	0.0%	0.0%	0.0%
Job creation/employment	31.3%	43.1%	38.1%	23.1%	31.6%	36.8%	23.1%	23.1%	36.1%
Health	6.3%	11.1%	4.8%	23.1%	15.8%	18.4%	7.7%	7.7%	13.9%
Financial markets	0.0%	1.4%	4.8%	0.0%	0.0%	0.0%	0.0%	0.0%	0.0%
Public sector governance/reform	18.8%	13.9%	9.5%	15.4%	15.8%	13.2%	15.4%	23.1%	11.1%
Gender equity	0.0%	5.6%	0.0%	15.4%	2.6%	1.3%	0.0%	0.0%	0.0%
Private sector development*	37.5%	9.7%	4.8%	7.7%	18.4%	3.9%	0.0%	15.4%	13.9%
Education	18.8%	40.3%	42.9%	38.5%	63.2%	36.8%	38.5%	61.5%	41.7%
Global/regional integration	0.0%	1.4%	0.0%	0.0%	0.0%	1.3%	0.0%	0.0%	2.8%
Food security	0.0%	8.3%	4.8%	15.4%	5.3%	13.2%	0.0%	7.7%	11.1%
Urban development	0.0%	0.0%	0.0%	7.7%	0.0%	3.9%	0.0%	0.0%	2.8%
Natural resource management	12.5%	19.4%	4.8%	7.7%	26.3%	7.9%	7.7%	15.4%	13.9%

*Significantly different between stakeholder groups



A. General Issues facing Mauritania (continued)

The World Bank Group's "Shared Prosperity" goal captures two key elements, economic growth and equity. It will seek to foster income growth among the bottom 40 percent of a country's population. Improvement in the Shared Prosperity Indicator requires growth and well-being of the less well-off. When thinking about the idea of "shared prosperity" in your country, which of the following TWO best illustrate how this would be achieved in Mauritania? (Choose no more than TWO)

Percentage of Respondents (Responses combined)	Office of the President/Prime Minister/Minister	Employee of a Ministry/PMU/ Consultant	Local Government	Bilateral/ Multilateral Agency	Private Sector/ Financial Sector/ Private Bank	CSO	Media	Academia/ Research Institute/ Think Tank	Other
Greater access to health and nutrition for citizens*	5.9%	14.9%	19.0%	16.7%	11.4%	20.3%	41.7%	7.7%	36.1%
Better entrepreneurial opportunities	35.3%	13.4%	4.8%	0.0%	14.3%	13.0%	8.3%	23.1%	13.9%
A growing middle class*	11.8%	17.9%	9.5%	0.0%	20.0%	7.2%	50.0%	23.1%	8.3%
Better opportunity for the poor who live in rural areas	29.4%	19.4%	28.6%	8.3%	11.4%	24.6%	8.3%	0.0%	13.9%
Better opportunity for the poor who live in urban areas	0.0%	10.4%	4.8%	8.3%	0.0%	7.2%	0.0%	0.0%	0.0%
Consistent economic growth	23.5%	28.4%	9.5%	8.3%	25.7%	10.1%	16.7%	7.7%	11.1%
More reliable social safety net	23.5%	10.4%	0.0%	16.7%	8.6%	4.3%	16.7%	0.0%	2.8%
Greater access to micro-finance for the poor	11.8%	14.9%	33.3%	0.0%	20.0%	20.3%	8.3%	30.8%	36.1%
Greater voice and participation for citizens to help ensure greater accountability	5.9%	1.5%	9.5%	8.3%	0.0%	8.7%	16.7%	7.7%	2.8%
Education and training that better ensure job opportunity	41.2%	50.7%	52.4%	66.7%	48.6%	40.6%	33.3%	76.9%	38.9%
Better quality public services	5.9%	4.5%	0.0%	8.3%	14.3%	14.5%	0.0%	7.7%	13.9%
Better employment opportunities for young people*	0.0%	6.0%	23.8%	41.7%	11.4%	17.4%	0.0%	7.7%	11.1%
Better employment opportunities for women	0.0%	1.5%	0.0%	8.3%	0.0%	4.3%	0.0%	0.0%	5.6%
Better connectivity and access to ICT	0.0%	3.0%	0.0%	8.3%	8.6%	2.9%	0.0%	0.0%	0.0%
Better connectivity for secondary/intermediate cities	0.0%	1.5%	4.8%	0.0%	2.9%	0.0%	0.0%	0.0%	2.8%
Other	0.0%	1.5%	0.0%	0.0%	0.0%	2.9%	0.0%	7.7%	0.0%

*Significantly different between stakeholder groups

**B. Overall Attitudes toward the World Bank Group**

	Office of the President/Prime Minister/Minister			Employee of a Ministry/PMU/Consultant			Local Government			Bilateral/Multilateral Agency			Private Sector/Financial Sector/Private Bank			CSO			Media			Academia/Research Institute/Think Tank			Other		
	N	Mean	SD	N	Mean	SD	N	Mean	SD	N	Mean	SD	N	Mean	SD	N	Mean	SD	N	Mean	SD	N	Mean	SD	N	Mean	SD
How familiar are you with the work of the World Bank Group in Mauritania?*	16	5.87	2.28	73	6.48	2.29	18	6.11	2.72	12	5.08	2.57	37	4.92	2.15	72	4.39	2.90	12	4.50	2.50	14	4.36	1.65	34	4.97	2.76

(1-Not familiar at all, 10-Extremely familiar) *Significantly different between stakeholder groups

	Office of the President/Prime Minister/Minister			Employee of a Ministry/PMU/Consultant			Local Government			Bilateral/Multilateral Agency			Private Sector/Financial Sector/Private Bank			CSO			Media			Academia/Research Institute/Think Tank			Other		
	N	Mean	SD	N	Mean	SD	N	Mean	SD	N	Mean	SD	N	Mean	SD	N	Mean	SD	N	Mean	SD	N	Mean	SD	N	Mean	SD
Overall, please rate your impression of the World Bank Group's effectiveness in Mauritania.*	15	7.07	2.12	66	6.97	1.97	15	7.67	2.23	9	6.00	2.69	31	5.77	2.32	57	5.77	3.15	11	3.82	2.23	10	4.90	2.02	24	6.29	2.12

(1-Not effective at all, 10-Very effective) *Significantly different between stakeholder groups

	Office of the President/Prime Minister/Minister			Employee of a Ministry/PMU/Consultant			Local Government			Bilateral/Multilateral Agency			Private Sector/Financial Sector/Private Bank			CSO			Media			Academia/Research Institute/Think Tank			Other		
	N	Mean	SD	N	Mean	SD	N	Mean	SD	N	Mean	SD	N	Mean	SD	N	Mean	SD	N	Mean	SD	N	Mean	SD	N	Mean	SD
To what extent do you believe the World Bank Group's staff is well prepared to help Mauritania solve its most complicated development challenges?	17	6.82	2.53	65	7.02	2.10	16	7.12	2.63	7	6.86	1.35	27	6.19	2.32	57	6.60	2.90	12	5.25	2.96	9	6.00	2.24	28	7.04	2.19

(1-To no degree at all, 10-To a very significant degree)

**B. Overall Attitudes toward the World Bank Group (continued)**

When thinking about how the World Bank Group can have the most impact on development results in Mauritania, in which sectors do you believe the World Bank Group should focus most of its resources in Mauritania? (Choose no more than THREE)

Percentage of Respondents (Responses combined)	Office of the President/Prime Minister/Minister	Employee of a Ministry/PMU/ Consultant	Local Government	Bilateral/ Multilateral Agency	Private Sector/ Financial Sector/ Private Bank	CSO	Media	Academia/ Research Institute/ Think Tank	Other
Energy	11.8%	4.3%	4.8%	8.3%	2.9%	2.6%	7.7%	0.0%	2.7%
Water and sanitation*	0.0%	14.5%	47.6%	8.3%	2.9%	11.8%	7.7%	15.4%	13.5%
Pollution	0.0%	0.0%	0.0%	0.0%	0.0%	0.0%	0.0%	0.0%	0.0%
Job creation/employment	52.9%	34.8%	14.3%	16.7%	28.6%	43.4%	46.2%	38.5%	27.0%
Health	11.8%	26.1%	14.3%	25.0%	28.6%	28.9%	30.8%	7.7%	24.3%
Financial markets	0.0%	1.4%	4.8%	0.0%	2.9%	0.0%	0.0%	7.7%	0.0%
Social protection*	29.4%	7.2%	4.8%	16.7%	0.0%	9.2%	15.4%	0.0%	5.4%
Gender equity	0.0%	4.3%	0.0%	0.0%	2.9%	6.6%	0.0%	0.0%	5.4%
Private sector development*	35.3%	13.0%	0.0%	16.7%	17.1%	5.3%	0.0%	7.7%	8.1%
Education	52.9%	44.9%	47.6%	41.7%	57.1%	43.4%	53.8%	69.2%	59.5%
Public sector governance/reform	23.5%	26.1%	4.8%	16.7%	17.1%	21.1%	38.5%	46.2%	27.0%
Global/regional integration	0.0%	2.9%	0.0%	0.0%	0.0%	2.6%	0.0%	0.0%	0.0%
Food security	0.0%	14.5%	19.0%	8.3%	11.4%	17.1%	0.0%	0.0%	2.7%
Urban development	5.9%	1.4%	0.0%	8.3%	2.9%	1.3%	0.0%	0.0%	5.4%
Judiciary reform	11.8%	10.1%	4.8%	8.3%	25.7%	3.9%	15.4%	15.4%	13.5%
Economic growth	11.8%	8.7%	4.8%	16.7%	17.1%	7.9%	7.7%	0.0%	16.2%
Disaster risk management	0.0%	0.0%	0.0%	0.0%	0.0%	2.6%	0.0%	0.0%	0.0%
Equality of opportunity	0.0%	10.1%	4.8%	8.3%	2.9%	7.9%	15.4%	0.0%	5.4%
Access to land	0.0%	0.0%	4.8%	16.7%	0.0%	5.3%	0.0%	0.0%	2.7%
Information and communications technology	5.9%	2.9%	0.0%	8.3%	5.7%	2.6%	7.7%	0.0%	0.0%
Transport	0.0%	8.7%	14.3%	25.0%	5.7%	2.6%	0.0%	7.7%	5.4%
Agriculture and rural development*	17.6%	29.0%	57.1%	8.3%	11.4%	28.9%	30.8%	30.8%	35.1%
Trade and exports	0.0%	2.9%	0.0%	0.0%	0.0%	0.0%	0.0%	0.0%	0.0%
Crime and violence	0.0%	0.0%	4.8%	8.3%	0.0%	1.3%	0.0%	0.0%	0.0%
Natural resource management*	0.0%	7.2%	9.5%	0.0%	25.7%	7.9%	0.0%	30.8%	10.8%
Climate change	0.0%	1.4%	0.0%	0.0%	0.0%	5.3%	0.0%	0.0%	2.7%
Poverty reduction	11.8%	14.5%	28.6%	8.3%	5.7%	17.1%	15.4%	15.4%	10.8%
Anti corruption	11.8%	7.2%	0.0%	16.7%	17.1%	7.9%	7.7%	7.7%	13.5%

*Significantly different between stakeholder groups

**B. Overall Attitudes toward the World Bank Group (continued)**

When thinking about the World Bank Group's role, which activity do you believe is of greatest VALUE and which activity is of second greatest value in Mauritania?

Greatest Value Percentage of Respondents	Office of the President/Prime Minister/Minister	Employee of a Ministry/PMU/ Consultant	Local Government	Bilateral/ Multilateral Agency	Private Sector/ Financial Sector/ Private Bank	CSO	Media	Academia/ Research Institute/ Think Tank	Other
Bringing together different groups of stakeholders	12.5%	4.4%	6.3%	0.0%	3.1%	8.7%	18.2%	0.0%	2.9%
Capacity development related to World Bank Group supported projects	25.0%	19.1%	43.8%	25.0%	18.8%	34.8%	18.2%	16.7%	31.4%
Technical assistance	18.8%	17.6%	12.5%	8.3%	25.0%	8.7%	18.2%	0.0%	2.9%
Policy advice, studies, analyses	12.5%	8.8%	0.0%	0.0%	12.5%	1.4%	0.0%	16.7%	8.6%
Financial resources	12.5%	22.1%	25.0%	41.7%	9.4%	18.8%	18.2%	41.7%	22.9%
Data and statistics	0.0%	2.9%	0.0%	0.0%	12.5%	5.8%	0.0%	8.3%	2.9%
Promoting knowledge sharing	6.3%	5.9%	0.0%	0.0%	6.3%	2.9%	0.0%	0.0%	2.9%
Implementation support	0.0%	4.4%	0.0%	8.3%	3.1%	1.4%	9.1%	0.0%	14.3%
Mobilizing third party financial resources	6.3%	7.4%	6.3%	16.7%	6.3%	11.6%	9.1%	8.3%	11.4%
Donor coordination	6.3%	4.4%	6.3%	0.0%	0.0%	2.9%	9.1%	8.3%	0.0%
Other	0.0%	2.9%	0.0%	0.0%	3.1%	2.9%	0.0%	0.0%	0.0%

2nd Greatest Value Percentage of Respondents	Office of the President/Prime Minister/Minister	Employee of a Ministry/PMU/ Consultant	Local Government	Bilateral/ Multilateral Agency	Private Sector/ Financial Sector/ Private Bank	CSO	Media	Academia/ Research Institute/ Think Tank	Other
Bringing together different groups of stakeholders	0.0%	2.9%	13.3%	0.0%	3.3%	8.7%	0.0%	0.0%	2.9%
Capacity development related to World Bank Group supported projects	12.5%	16.2%	0.0%	20.0%	16.7%	18.8%	9.1%	8.3%	14.7%
Technical assistance	12.5%	10.3%	0.0%	20.0%	6.7%	8.7%	9.1%	16.7%	11.8%
Policy advice, studies, analyses	18.8%	14.7%	0.0%	20.0%	6.7%	17.4%	18.2%	16.7%	20.6%
Financial resources	12.5%	13.2%	26.7%	20.0%	23.3%	4.3%	0.0%	8.3%	5.9%
Data and statistics	0.0%	1.5%	0.0%	20.0%	16.7%	8.7%	0.0%	8.3%	8.8%
Promoting knowledge sharing	12.5%	2.9%	13.3%	0.0%	3.3%	4.3%	18.2%	0.0%	2.9%
Implementation support	12.5%	25.0%	33.3%	0.0%	10.0%	13.0%	27.3%	8.3%	17.6%
Mobilizing third party financial resources	12.5%	5.9%	0.0%	0.0%	13.3%	8.7%	18.2%	0.0%	2.9%
Donor coordination*	6.3%	4.4%	13.3%	0.0%	0.0%	5.8%	0.0%	33.3%	8.8%
Other	0.0%	2.9%	0.0%	0.0%	0.0%	1.4%	0.0%	0.0%	2.9%

*Significantly different between stakeholder groups



B. Overall Attitudes toward the World Bank Group (continued)

Which of the following do you identify as the World Bank Group's greatest WEAKNESSES in its work in Mauritania? (Choose no more than TWO)

Percentage of Respondents (Responses combined)	Office of the President/Prime Minister/Minister	Employee of a Ministry/PMU/ Consultant	Local Government	Bilateral/ Multilateral Agency	Private Sector/ Financial Sector/ Private Bank	CSO	Media	Academia/ Research Institute/ Think Tank	Other
Not willing to honestly criticize policies and reform efforts in the country*	5.9%	23.2%	18.8%	33.3%	18.9%	26.3%	91.7%	28.6%	23.7%
Staff too inaccessible	5.9%	2.9%	0.0%	0.0%	5.4%	11.8%	0.0%	0.0%	13.2%
Not collaborating enough with private sector*	11.8%	4.3%	12.5%	0.0%	29.7%	3.9%	8.3%	14.3%	13.2%
Not adequately collaborating with organizations such as bilaterals, multilaterals, trust funds, UN agencies	0.0%	4.3%	0.0%	16.7%	0.0%	3.9%	0.0%	0.0%	0.0%
Not aligned with country priorities	5.9%	13.0%	31.3%	0.0%	5.4%	7.9%	8.3%	28.6%	13.2%
Not adequately sensitive to political/social realities in Mauritania	23.5%	17.4%	25.0%	8.3%	18.9%	14.5%	33.3%	7.1%	26.3%
Too influenced by developed countries	23.5%	5.8%	18.8%	8.3%	10.8%	10.5%	8.3%	0.0%	2.6%
World Bank Group's processes too slow*	17.6%	29.0%	25.0%	8.3%	8.1%	2.6%	8.3%	28.6%	13.2%
World Bank Group's processes too complex	17.6%	21.7%	25.0%	16.7%	10.8%	9.2%	0.0%	21.4%	13.2%
Not exploring alternative policy options	5.9%	1.4%	0.0%	8.3%	0.0%	2.6%	0.0%	0.0%	0.0%
Not sufficiently focused on results	5.9%	14.5%	6.3%	16.7%	10.8%	3.9%	8.3%	7.1%	10.5%
Not in it for the long term	17.6%	4.3%	0.0%	0.0%	0.0%	5.3%	0.0%	0.0%	5.3%
Its advice and strategies do not lend themselves to practical problem solving	0.0%	8.7%	6.3%	0.0%	2.7%	1.3%	0.0%	7.1%	7.9%
Not collaborating enough with civil society*	5.9%	2.9%	6.3%	8.3%	8.1%	47.4%	25.0%	0.0%	18.4%
Not enough public disclosure of its work	0.0%	13.0%	6.3%	16.7%	13.5%	15.8%	0.0%	14.3%	10.5%
Arrogant in its approach	0.0%	0.0%	6.3%	0.0%	0.0%	2.6%	0.0%	0.0%	0.0%
Inadequate World Bank Group's staffing in Mauritania	23.5%	13.0%	0.0%	8.3%	5.4%	2.6%	0.0%	7.1%	7.9%
The credibility of its knowledge/data	0.0%	0.0%	0.0%	8.3%	2.7%	0.0%	8.3%	0.0%	2.6%
Other	0.0%	2.9%	0.0%	8.3%	13.5%	5.3%	0.0%	7.1%	0.0%
Don't know	5.9%	4.3%	6.3%	16.7%	16.2%	6.6%	0.0%	7.1%	7.9%

*Significantly different between stakeholder groups

To what extent do you believe that the World Bank Group's work and support help the poorest in Mauritania?* (Select only ONE response)

Percentage of Respondents	Office of the President/Prime Minister/Minister	Employee of a Ministry/PMU/ Consultant	Local Government	Bilateral/ Multilateral Agency	Private Sector/ Financial Sector/ Private Bank	CSO	Media	Academia/ Research Institute/ Think Tank	Other
To a fully sufficient degree	11.8%	9.9%	4.8%	8.3%	8.1%	7.7%	0.0%	7.1%	5.6%
To a somewhat sufficient degree	35.3%	46.5%	57.1%	33.3%	24.3%	17.9%	15.4%	7.1%	16.7%
To a somewhat insufficient degree	41.2%	29.6%	33.3%	25.0%	35.1%	29.5%	23.1%	42.9%	36.1%
To a very insufficient degree	11.8%	8.5%	4.8%	25.0%	16.2%	29.5%	53.8%	35.7%	19.4%
Don't know	0.0%	5.6%	0.0%	8.3%	16.2%	15.4%	7.7%	7.1%	22.2%

*Significantly different between stakeholder groups

**B. Overall Attitudes toward the World Bank Group (continued)**

How EFFECTIVE do you believe the following World Bank Group's instruments are in supporting the Mauritania Government's efforts to reduce poverty?

(1-Not effective at all, 10-Very effective)

	Office of the President/Prime Minister/Minister			Employee of a Ministry/PMU/Consultant			Local Government			Bilateral/Multilateral Agency			Private Sector/Financial Sector/Private Bank			CSO			Media			Academia/Research Institute/Think Tank			Other		
	N	Mean	SD	N	Mean	SD	N	Mean	SD	N	Mean	SD	N	Mean	SD	N	Mean	SD	N	Mean	SD	N	Mean	SD	N	Mean	SD
Investment Project Financing	8	6.63	2.62	54	6.96	2.33	13	5.85	3.41	6	5.67	0.82	17	6.76	2.70	33	5.18	2.77	7	5.00	3.11	6	6.67	2.42	19	7.05	2.68
Development Policy Financing*	9	7.44	1.51	49	7.31	1.95	7	4.86	2.12	7	5.57	1.51	14	6.07	2.79	31	5.13	3.12	6	5.83	3.06	5	5.60	2.97	21	6.95	2.16
Trust funds and grants*	7	8.00	2.00	38	7.24	2.15	8	5.13	1.96	6	5.83	1.47	14	5.93	2.95	25	5.68	3.01	4	3.75	3.40	5	5.60	3.36	12	7.08	2.19
MIGA Guarantees	3	5.00	3.61	16	5.44	1.90	4	6.00	1.15	2	6.00	0.00	12	5.92	2.64	7	3.57	1.99	4	4.75	4.35	2	7.50	3.54	6	6.50	3.15
IFC Investment Services*	3	4.33	2.52	22	6.18	2.13	6	6.33	1.97	3	5.00	1.00	14	6.43	2.98	15	3.60	1.76	5	3.00	2.55	2	5.00	0.00	6	6.50	2.81
IFC Advisory Services	3	5.33	1.53	20	6.45	2.28	7	5.71	1.98	3	5.33	0.58	13	5.38	3.07	15	4.47	2.75	5	3.00	2.45	4	6.50	2.65	7	6.29	2.63

*Significantly different between stakeholder groups

In addition to the regular relations with the national government, which TWO of the following groups should the World Bank Group collaborate with more in your country? (Choose no more than TWO)

Percentage of Respondents (Responses combined)	Office of the President/Prime Minister/Minister	Employee of a Ministry/PMU/Consultant	Local Government	Bilateral/Multilateral Agency	Private Sector/Financial Sector/Private Bank	CSO	Media	Academia/Research Institute/Think Tank	Other
Beneficiaries	41.2%	48.6%	38.1%	18.2%	37.1%	38.2%	41.7%	53.8%	45.7%
Youth/university groups	23.5%	11.1%	23.8%	27.3%	20.0%	21.1%	8.3%	7.7%	11.4%
Private sector*	52.9%	34.7%	14.3%	9.1%	57.1%	9.2%	16.7%	15.4%	31.4%
Local government*	23.5%	33.3%	52.4%	18.2%	14.3%	21.1%	0.0%	30.8%	42.9%
Donor community*	5.9%	8.3%	9.5%	45.5%	5.7%	1.3%	0.0%	0.0%	0.0%
NGOs/Community Based Organizations*	11.8%	16.7%	38.1%	45.5%	14.3%	65.8%	33.3%	7.7%	22.9%
Academia/think tanks/research institutes*	23.5%	23.6%	4.8%	18.2%	25.7%	19.7%	8.3%	76.9%	8.6%
Parliament	0.0%	2.8%	0.0%	0.0%	0.0%	7.9%	0.0%	0.0%	11.4%
Foundations	5.9%	5.6%	4.8%	0.0%	2.9%	1.3%	0.0%	0.0%	5.7%
Media*	5.9%	5.6%	14.3%	0.0%	5.7%	2.6%	91.7%	0.0%	5.7%
Other	0.0%	2.8%	0.0%	0.0%	0.0%	2.6%	0.0%	0.0%	0.0%
Don't know	0.0%	1.4%	0.0%	9.1%	5.7%	2.6%	0.0%	0.0%	5.7%

*Significantly different between stakeholder groups

**B. Overall Attitudes toward the World Bank Group (continued)****To what extent do you agree with the following statements about the World Bank Group's work in Mauritania? (1-Strongly disagree, 10-Strongly agree)**

	Office of the President/Prime Minister/Minister			Employee of a Ministry/PMU/Consultant			Local Government			Bilateral/Multilateral Agency			Private Sector/Financial Sector/Private Bank			CSO			Media			Academia/Research Institute/Think Tank			Other		
	N	Mean	SD	N	Mean	SD	N	Mean	SD	N	Mean	SD	N	Mean	SD	N	Mean	SD	N	Mean	SD	N	Mean	SD	N	Mean	SD
Overall the World Bank Group currently plays a relevant role in development in Mauritania*	14	7.43	1.99	67	7.81	2.17	16	7.38	2.96	11	6.09	2.07	31	6.16	2.57	62	6.32	2.91	11	4.73	2.28	12	5.33	2.02	25	6.60	2.24
The World Bank Group's work is aligned with what I consider the development priorities for Mauritania*	14	7.29	2.16	62	6.87	2.18	18	7.50	3.03	10	5.80	1.93	31	5.81	2.52	53	5.79	3.12	10	4.70	3.02	11	4.45	2.34	19	6.11	1.91

*Significantly different between stakeholder groups

To what extent is the World Bank Group an effective development partner in Mauritania, in terms of each of the following? (1-To no degree at all, 10-To a very significant degree)

	Office of the President/Prime Minister/Minister			Employee of a Ministry/PMU/Consultant			Local Government			Bilateral/Multilateral Agency			Private Sector/Financial Sector/Private Bank			CSO			Media			Academia/Research Institute/Think Tank			Other		
	N	Mean	SD	N	Mean	SD	N	Mean	SD	N	Mean	SD	N	Mean	SD	N	Mean	SD	N	Mean	SD	N	Mean	SD	N	Mean	SD
Responsiveness to needs	9	6.78	1.72	51	6.22	2.21	14	5.57	2.85	10	5.90	1.66	23	5.70	2.03	41	5.02	2.74	10	5.20	2.70	11	4.45	1.37	18	5.44	2.38
Flexibility (in terms of the institution's products and services)	9	6.11	2.32	53	5.57	2.32	11	4.36	2.38	8	5.13	1.73	18	5.39	1.97	36	4.58	2.97	8	4.00	1.41	8	4.75	2.05	18	5.50	1.69
Flexibility (in terms of changing country circumstances)	9	6.44	1.51	49	5.76	2.11	12	4.58	2.54	9	5.56	2.01	18	5.22	1.83	35	4.89	2.62	9	4.56	1.94	9	4.78	1.64	18	6.11	1.32
Being inclusive	8	6.25	1.75	38	6.42	2.01	12	4.42	2.07	7	5.71	1.60	20	5.95	2.54	32	4.94	2.78	7	4.29	2.14	6	5.83	2.56	14	6.43	1.91
Openness (sharing data and other information)*	10	6.20	1.93	53	6.94	2.10	13	5.69	2.84	9	6.00	1.73	23	6.83	2.53	41	5.76	2.90	9	4.11	2.20	9	6.00	1.94	21	6.81	2.02
Collaboration with the Government	12	7.75	1.60	65	7.71	1.77	16	7.13	2.58	10	6.70	1.57	24	7.17	2.06	50	7.64	2.48	11	7.45	2.07	12	6.75	1.82	23	7.70	1.87
The speed in which it gets things accomplished on the ground	11	6.27	1.68	61	6.00	2.23	16	6.06	3.13	9	4.56	1.81	24	5.75	2.05	42	5.02	2.83	10	4.20	2.15	7	5.57	1.81	21	6.29	2.65
Helping to bring discipline/effective supervision to implementation of investment projects*	11	7.09	2.02	59	6.85	2.11	15	6.33	3.15	9	5.33	1.80	24	6.42	2.72	44	5.09	2.97	10	5.00	1.83	9	6.11	2.09	24	6.96	2.20
Collaboration with civil society*	10	6.90	1.85	48	6.02	2.04	14	5.86	3.25	7	5.43	1.90	23	5.48	2.48	52	4.48	2.81	11	3.18	1.33	9	4.67	1.87	19	5.37	2.56
Staff accessibility*	11	6.45	2.34	57	6.74	2.55	13	5.46	2.85	9	6.78	2.17	23	6.30	2.69	46	4.17	2.96	11	3.64	2.54	9	5.22	1.99	23	5.43	2.50
Collaboration with other donors and development partners	9	7.33	2.18	43	6.81	2.11	14	6.93	2.97	10	6.80	1.75	17	6.12	2.23	29	6.62	2.66	10	5.90	2.02	7	6.71	1.70	14	8.36	1.45
Collaboration with the private sector	8	6.00	1.77	38	5.68	1.80	13	4.62	2.93	6	5.50	1.87	25	5.32	2.48	28	5.29	2.52	10	3.90	2.02	10	4.60	2.59	16	4.81	2.07
Straightforwardness and honesty*	10	7.20	1.55	49	7.16	2.08	16	7.19	2.79	9	6.11	1.96	24	6.67	2.73	35	5.29	3.15	9	5.33	2.55	8	6.50	1.85	18	7.83	2.31
Treating clients and stakeholders in Mauritania with respect	11	7.18	1.89	52	7.38	1.98	16	6.88	3.07	7	5.86	2.34	23	6.52	2.69	31	6.10	3.17	8	6.38	2.50	7	6.57	1.27	16	8.25	2.05
Being a long-term partner	12	7.67	1.50	57	7.89	2.27	14	7.36	2.76	8	7.25	1.83	26	7.85	2.22	44	7.39	2.63	11	7.18	2.48	12	7.42	1.73	20	8.75	1.25

*Significantly different between stakeholder groups

**B. Overall Attitudes toward the World Bank Group (continued)**

When World Bank Group assisted reform efforts fail or are slow to take place, which of the following would you attribute this to? (Choose no more than TWO)

Percentage of Respondents (Responses combined)	Office of the President/Prime Minister/Minister	Employee of a Ministry/PMU/ Consultant	Local Government	Bilateral/ Multilateral Agency	Private Sector/ Financial Sector/ Private Bank	CSO	Media	Academia/ Research Institute/ Think Tank	Other
The World Bank Group does not provide the government with consistent support throughout the reform effort	12.5%	14.5%	9.5%	11.1%	9.4%	5.4%	0.0%	0.0%	8.1%
Political pressures and obstacles	12.5%	30.4%	33.3%	22.2%	28.1%	29.7%	54.5%	30.8%	43.2%
Reforms are not well thought out in light of country challenges*	62.5%	37.7%	38.1%	33.3%	9.4%	21.6%	9.1%	38.5%	27.0%
Poor coordination within the Government	0.0%	24.6%	19.0%	22.2%	18.8%	14.9%	27.3%	7.7%	29.7%
There is an inadequate level of private sector participation and support	25.0%	8.7%	0.0%	0.0%	18.8%	6.8%	9.1%	7.7%	5.4%
Poor donor coordination	6.3%	10.1%	9.5%	11.1%	0.0%	6.8%	0.0%	7.7%	2.7%
The World Bank Group is not sensitive enough to political/social realities on the ground	25.0%	21.7%	42.9%	33.3%	15.6%	18.9%	36.4%	15.4%	18.9%
Lack of/inadequate levels of capacity in Government	12.5%	10.1%	0.0%	11.1%	12.5%	14.9%	36.4%	23.1%	16.2%
There is not an adequate level of citizen/civil society participation*	12.5%	17.4%	38.1%	11.1%	37.5%	43.2%	9.1%	23.1%	16.2%
Corruption	12.5%	4.3%	4.8%	0.0%	21.9%	17.6%	18.2%	23.1%	18.9%
Poor coordination within the World Bank Group	0.0%	5.8%	0.0%	11.1%	0.0%	2.7%	0.0%	7.7%	5.4%
Other	0.0%	4.3%	0.0%	11.1%	6.3%	6.8%	0.0%	0.0%	2.7%

*Significantly different between stakeholder groups



C. World Bank Group's Effectiveness and Results

In Mauritania, to what extent do the World Bank Group's financial resources, advice, and knowledge influence policy related to ... ? (1-To no degree at all, 10-To a very significant degree)

	Office of the President/Prime Minister/Minister			Employee of a Ministry/PMU/Consultant			Local Government			Bilateral/Multilateral Agency			Private Sector/Financial Sector/Private Bank			CSO			Media			Academia/Research Institute/Think Tank			Other		
	N	Mean	SD	N	Mean	SD	N	Mean	SD	N	Mean	SD	N	Mean	SD	N	Mean	SD	N	Mean	SD	N	Mean	SD	N	Mean	SD
Gender	10	6.20	2.74	58	6.50	1.88	15	7.07	2.74	6	5.33	1.63	25	5.56	2.52	47	5.38	2.59	9	5.67	2.12	9	5.78	2.22	20	6.75	2.55
The impact of climate change	10	7.00	1.89	46	5.74	2.21	13	4.08	2.78	6	4.33	1.97	20	5.40	2.41	44	5.48	2.70	9	5.56	2.13	7	4.14	2.19	15	5.53	2.92

How EFFECTIVE do you believe the World Bank Group is in terms of the work it does in the following areas of development in Mauritania? (1-Not effective at all, 10-Very effective)

	Office of the President/Prime Minister/Minister			Employee of a Ministry/PMU/Consultant			Local Government			Bilateral/Multilateral Agency			Private Sector/Financial Sector/Private Bank			CSO			Media			Academia/Research Institute/Think Tank			Other		
	N	Mean	SD	N	Mean	SD	N	Mean	SD	N	Mean	SD	N	Mean	SD	N	Mean	SD	N	Mean	SD	N	Mean	SD	N	Mean	SD
Social protection*	8	7.63	2.00	45	6.11	1.85	10	6.00	3.20	8	6.75	1.83	16	6.25	2.91	43	5.16	2.62	9	4.22	1.99	9	4.56	2.35	15	6.13	2.90
Gender equity	6	6.33	2.50	45	6.02	1.85	13	6.38	3.01	5	5.80	1.30	21	5.24	2.72	42	5.90	2.89	10	4.40	2.32	9	5.67	2.45	15	5.73	2.74
Private sector development	11	5.18	2.60	41	5.34	1.97	9	3.56	2.79	5	5.80	2.05	24	5.33	1.93	30	5.77	2.57	9	4.11	2.20	7	4.57	2.51	20	5.20	1.94
Education	11	5.91	2.12	59	6.42	1.97	15	6.53	2.97	5	6.60	2.19	24	6.00	2.34	48	5.69	2.88	10	5.70	2.63	8	5.00	2.33	27	6.04	2.71
Public sector governance/reform*	11	6.55	1.21	58	6.67	1.71	13	6.08	2.72	6	5.83	0.98	22	5.32	1.78	38	5.32	2.92	11	5.55	2.11	10	4.40	2.63	26	6.46	2.80
Global/regional integration	7	5.29	2.06	37	5.78	2.12	7	3.86	2.91	5	5.80	2.17	15	5.87	2.42	31	5.13	2.59	9	5.22	2.33	9	5.78	1.72	17	5.00	2.50
Food security	8	5.88	2.42	40	5.55	1.77	13	5.85	3.26	6	4.83	2.48	16	5.63	1.75	42	5.29	2.84	11	4.91	2.63	8	4.38	2.20	19	5.42	2.32
Urban development	7	5.43	1.51	46	5.83	1.77	9	4.33	3.08	4	6.00	2.58	16	5.50	2.00	39	5.21	2.67	9	4.56	1.88	9	5.33	2.55	15	5.27	2.58
Energy	8	6.25	1.16	43	5.77	1.90	14	4.71	2.70	4	6.25	1.26	21	5.38	1.99	32	5.16	2.67	10	5.40	1.84	8	6.25	2.12	16	5.50	2.56
Water and sanitation	7	6.29	1.11	39	5.13	2.07	16	5.37	3.03	4	4.50	1.29	24	5.63	2.22	33	5.33	2.84	10	5.50	2.12	8	4.25	2.76	16	5.75	2.14
Pollution	4	5.75	1.50	36	4.61	2.11	12	4.58	2.87	5	4.00	1.73	18	4.50	2.04	29	3.76	2.67	9	3.44	1.01	7	3.71	2.14	12	4.50	2.28
Job creation/employment	9	5.56	2.30	47	5.17	1.87	12	3.92	2.47	5	5.80	2.17	23	4.39	1.97	37	4.51	3.01	11	3.73	1.62	9	3.44	2.35	21	4.71	2.59
Health	10	5.80	2.10	56	6.18	1.87	15	5.33	3.31	7	5.00	1.73	24	5.08	2.26	35	5.00	3.18	10	5.20	2.25	8	5.13	2.95	24	6.67	2.26
Financial markets	3	5.67	1.53	31	5.00	2.29	9	4.67	3.43	3	4.67	1.15	18	4.33	1.94	24	4.71	2.88	10	4.20	1.99	7	4.57	3.31	15	4.07	2.46
Agriculture and rural development	10	5.50	2.64	48	6.23	1.84	15	4.80	3.21	5	6.00	2.92	21	5.95	1.80	39	5.03	2.99	11	5.36	2.25	8	5.00	2.83	23	6.78	2.54
Trade and exports	4	5.50	1.91	27	5.33	1.94	9	3.89	2.89	4	5.00	2.45	17	4.59	1.87	24	4.62	3.02	9	4.56	1.33	9	5.33	1.73	11	4.82	2.23
Natural resource management	8	4.75	2.43	47	5.96	1.86	10	4.80	2.78	6	4.50	2.43	21	5.48	2.20	35	4.77	3.04	11	4.73	2.65	8	4.50	2.14	18	5.72	2.32
Climate change	4	5.00	1.63	38	5.21	2.21	11	4.91	2.98	6	4.00	1.67	14	4.36	1.91	33	5.21	2.80	10	4.70	2.45	10	4.10	2.42	13	5.15	3.11
Poverty reduction	10	5.60	2.41	56	6.14	1.77	15	5.93	3.26	7	6.43	1.99	24	5.46	2.30	46	5.52	3.00	11	5.18	2.09	10	5.00	2.49	26	6.15	2.57
Anti corruption	9	5.33	3.28	42	5.26	2.04	10	3.20	1.99	6	4.17	2.23	19	3.53	1.90	36	5.28	3.25	11	4.00	2.10	8	3.50	2.27	23	4.35	2.60
Judiciary reform	7	4.71	2.75	34	5.26	1.85	8	3.75	2.92	4	5.25	2.06	16	4.25	2.29	30	4.47	3.27	10	5.20	2.04	7	5.00	2.65	17	4.59	2.37
Economic growth	9	6.33	1.12	44	6.16	1.80	13	4.69	3.43	7	6.57	1.81	20	5.60	1.90	37	5.73	2.92	11	5.09	2.07	8	4.88	2.23	21	6.19	2.52
Disaster risk management	4	4.75	1.71	32	5.06	2.02	10	3.80	2.97	5	4.20	2.17	12	4.67	2.27	30	4.77	2.91	8	4.12	2.17	8	4.25	2.31	12	4.92	3.34
Equality of opportunity	5	5.60	2.41	42	5.38	2.40	11	4.18	3.19	3	5.00	3.46	20	4.55	2.39	36	4.81	3.06	9	3.89	2.57	10	4.40	2.50	15	4.13	2.80
Information and communications technology	7	5.43	2.07	44	6.11	2.03	11	5.18	3.49	4	5.75	2.06	19	5.63	1.83	36	5.36	2.88	9	4.78	1.86	7	4.14	2.91	20	5.65	2.80

*Significantly different between stakeholder groups

**C. World Bank Group's Effectiveness and Results (continued)**

	Office of the President/Prime Minister/Minister			Employee of a Ministry/PMU/Consultant			Local Government			Bilateral/Multilateral Agency			Private Sector/Financial Sector/Private Bank			CSO			Media			Academia/Research Institute/Think Tank			Other		
	N	Mean	SD	N	Mean	SD	N	Mean	SD	N	Mean	SD	N	Mean	SD	N	Mean	SD	N	Mean	SD	N	Mean	SD	N	Mean	SD
To what extent does the World Bank Group's work help to achieve development results in Mauritania?*	15	5.87	2.20	66	6.74	1.69	15	7.13	2.29	6	6.33	1.97	28	5.79	2.01	54	5.67	2.73	10	5.40	2.27	11	4.45	2.11	26	6.15	2.24

(1-To no degree at all, 10-To a very significant degree) *Significantly different between stakeholder groups

To what extent do you agree with the following statements about the World Bank Group in Mauritania? (1-Strongly disagree, 10-Strongly agree)

	Office of the President/Prime Minister/Minister			Employee of a Ministry/PMU/Consultant			Local Government			Bilateral/Multilateral Agency			Private Sector/Financial Sector/Private Bank			CSO			Media			Academia/Research Institute/Think Tank			Other		
	N	Mean	SD	N	Mean	SD	N	Mean	SD	N	Mean	SD	N	Mean	SD	N	Mean	SD	N	Mean	SD	N	Mean	SD	N	Mean	SD
The World Bank Group's financial instruments meet the needs of Mauritania	14	6.29	1.82	64	6.16	2.08	12	6.25	3.05	7	6.00	1.83	29	5.52	2.23	48	5.08	3.00	11	5.00	2.61	10	4.60	2.46	23	6.00	1.83
The World Bank Group meets Mauritania's needs for knowledge services	14	5.07	2.27	64	5.78	2.08	15	6.00	3.02	6	6.67	2.25	28	5.11	2.38	48	5.40	2.94	12	6.25	2.22	11	4.73	2.65	24	6.33	2.39

	Office of the President/Prime Minister/Minister			Employee of a Ministry/PMU/Consultant			Local Government			Bilateral/Multilateral Agency			Private Sector/Financial Sector/Private Bank			CSO			Media			Academia/Research Institute/Think Tank			Other		
	N	Mean	SD	N	Mean	SD	N	Mean	SD	N	Mean	SD	N	Mean	SD	N	Mean	SD	N	Mean	SD	N	Mean	SD	N	Mean	SD
How effectively does the World Bank Group help Mauritania to mobilize finance for development from private sector sources?	12	4.75	2.63	48	5.10	2.17	12	6.92	3.37	3	5.33	2.08	26	5.15	2.39	38	5.03	2.93	11	5.09	2.39	8	4.63	3.02	20	5.80	2.46

(1-Not effectively at all, 10-Very effectively)

As part of IDA18, the World Bank Group has expanded (or developed) a number of financial instruments to respond to challenges in IDA countries. These include the Crisis Response Window (CRW), Pandemic Emergency Finance Facility (PEF), Catastrophe Deferred Draw Down Option (CAT-DDO), and the Private Sector Window (PSW). In general, how familiar are you with these new or expanded financial instruments in Mauritania?* (Select only ONE response)

Percentage of Respondents	Office of the President/Prime Minister/Minister	Employee of a Ministry/PMU/Consultant	Local Government	Bilateral/Multilateral Agency	Private Sector/Financial Sector/Private Bank	CSO	Media	Academia/Research Institute/Think Tank	Other
Very familiar	0.0%	5.6%	15.0%	0.0%	0.0%	2.8%	0.0%	0.0%	2.6%
Somewhat familiar	14.3%	13.9%	30.0%	30.0%	5.9%	8.3%	15.4%	0.0%	7.9%
Somewhat unfamiliar	14.3%	22.2%	10.0%	10.0%	8.8%	20.8%	38.5%	21.4%	18.4%
Very unfamiliar	14.3%	31.9%	10.0%	40.0%	41.2%	25.0%	38.5%	21.4%	31.6%
Don't know	57.1%	26.4%	35.0%	20.0%	44.1%	43.1%	7.7%	57.1%	39.5%

*Significantly different between stakeholder groups

**C. World Bank Group's Effectiveness and Results (continued)****How effectively does the World Bank Group support Mauritania's efforts ... ? (1-Not effectively at all, 10-Very effectively)**

	Office of the President/Prime Minister/Minister			Employee of a Ministry/PMU/Consultant			Local Government			Bilateral/Multilateral Agency			Private Sector/Financial Sector/Private Bank			CSO			Media			Academia/Research Institute/Think Tank			Other		
	N	Mean	SD	N	Mean	SD	N	Mean	SD	N	Mean	SD	N	Mean	SD	N	Mean	SD	N	Mean	SD	N	Mean	SD	N	Mean	SD
To build stronger domestic resource mobilization systems in the Government	15	5.60	3.27	70	7.41	2.59	17	6.41	3.16	10	8.90	2.96	33	7.00	3.40	70	8.00	3.77	13	6.62	2.90	14	7.57	3.84	34	7.03	3.23
To develop better and stronger data collection/analytics systems within the Government	9	5.11	2.57	54	5.89	1.86	13	5.69	2.78	6	6.50	1.64	21	5.19	2.34	39	5.31	2.83	10	5.70	2.36	10	4.60	2.17	22	6.50	2.35
To strengthen the country's crisis preparedness	10	5.60	2.41	46	5.35	1.82	15	6.20	3.08	5	4.60	2.41	23	5.09	2.15	40	5.43	3.00	12	5.33	2.71	8	4.00	2.62	18	6.17	2.77



D. The World Bank Group's Knowledge Work and Activities

How frequently do you consult World Bank Group's knowledge work and activities in the work you do?*

Percentage of Respondents	Office of the President/Prime Minister/Minister	Employee of a Ministry/PMU/Consultant	Local Government	Bilateral/Multilateral Agency	Private Sector/Financial Sector/Private Bank	CSO	Media	Academia/Research Institute/Think Tank	Other
Weekly	12.5%	13.9%	10.5%	11.1%	0.0%	8.5%	33.3%	7.1%	2.9%
Monthly	12.5%	23.6%	10.5%	44.4%	18.2%	15.5%	16.7%	0.0%	8.6%
A few times a year	43.8%	36.1%	21.1%	22.2%	36.4%	28.2%	33.3%	64.3%	28.6%
Rarely	25.0%	20.8%	47.4%	22.2%	39.4%	31.0%	16.7%	21.4%	34.3%
Never	6.3%	5.6%	10.5%	0.0%	6.1%	16.9%	0.0%	7.1%	25.7%

*Significantly different between stakeholder groups

In Mauritania, to what extent do you believe that the World Bank Group's knowledge work and activities: (1-To no degree at all, 10-To a very significant degree)

	Office of the President/Prime Minister/Minister			Employee of a Ministry/PMU/Consultant			Local Government			Bilateral/Multilateral Agency			Private Sector/Financial Sector/Private Bank			CSO			Media			Academia/Research Institute/Think Tank			Other		
	N	Mean	SD	N	Mean	SD	N	Mean	SD	N	Mean	SD	N	Mean	SD	N	Mean	SD	N	Mean	SD	N	Mean	SD	N	Mean	SD
Are timely	13	7.08	1.93	51	7.16	1.87	12	5.92	2.87	7	7.29	1.89	24	6.33	2.78	46	6.52	2.47	10	5.20	2.86	12	5.92	1.83	24	7.29	2.26
Include appropriate level of stakeholder involvement during preparation*	12	6.42	2.02	46	6.37	2.08	10	4.90	3.25	7	7.14	2.12	21	5.52	2.32	44	5.07	2.85	7	5.43	2.82	9	5.11	2.26	20	7.10	2.36
Lead to practical solutions	10	6.70	2.11	48	5.92	2.06	14	6.36	2.87	7	5.57	1.40	23	5.57	2.35	44	5.34	3.03	8	4.00	2.20	9	4.78	2.11	26	6.69	2.40
Are accessible (well written and easy to understand)	12	6.25	2.01	54	6.11	2.09	11	6.45	3.14	6	5.83	3.37	24	6.46	2.48	46	5.35	3.03	10	4.30	2.36	11	5.73	2.15	25	6.84	2.29
Are source of relevant information on global good practices	10	6.90	1.85	52	7.00	2.03	10	6.10	2.96	7	6.14	3.08	25	6.84	2.53	47	6.45	2.66	10	6.30	2.98	12	7.00	1.48	25	7.68	1.82
Are adequately disseminated	11	6.82	2.14	51	5.96	2.39	12	5.67	3.23	7	5.29	2.98	24	5.88	2.69	44	5.20	2.72	11	4.18	2.71	9	5.22	2.11	23	6.39	2.54
Are translated enough into local language	8	3.38	2.07	50	3.90	2.48	14	4.71	2.92	4	4.25	1.50	19	3.47	2.17	39	3.26	2.74	10	2.80	2.74	11	3.45	1.21	21	4.38	3.31
Are adaptable to Mauritania's specific development challenges and country circumstances	10	6.30	2.16	52	6.31	1.87	13	5.54	3.15	7	6.29	2.29	26	5.73	2.49	48	5.85	3.01	10	5.10	2.64	10	5.30	2.26	26	7.04	2.36

*Significantly different between stakeholder groups

	Office of the President/Prime Minister/Minister			Employee of a Ministry/PMU/Consultant			Local Government			Bilateral/Multilateral Agency			Private Sector/Financial Sector/Private Bank			CSO			Media			Academia/Research Institute/Think Tank			Other		
	N	Mean	SD	N	Mean	SD	N	Mean	SD	N	Mean	SD	N	Mean	SD	N	Mean	SD	N	Mean	SD	N	Mean	SD	N	Mean	SD
Overall, how significant a contribution do you believe the World Bank Group's knowledge work and activities make to development results in your country?	15	7.13	1.88	60	7.00	1.71	16	7.19	2.83	7	6.86	1.86	27	6.26	2.68	56	6.32	2.86	11	6.55	2.21	10	5.30	2.75	27	7.15	2.35
Overall, how would you rate the technical quality of the World Bank Group's knowledge work and activities?	14	7.07	2.59	59	7.36	1.62	16	6.25	3.15	7	7.29	1.60	27	6.85	2.48	59	6.54	2.81	11	6.64	2.11	12	5.67	2.23	26	7.35	1.96

(1-Not significant at all, 10-Very significant; 1-Very low technical quality, 10-Very high technical quality)

**E. Working with the World Bank Group****To what extent do you agree/disagree with the following statements? (1-Strongly disagree, 10-Strongly agree)**

	Office of the President/Prime Minister/Minister			Employee of a Ministry/PMU/Consultant			Local Government			Bilateral/Multilateral Agency			Private Sector/Financial Sector/Private Bank			CSO			Media			Academia/Research Institute/Think Tank			Other		
	N	Mean	SD	N	Mean	SD	N	Mean	SD	N	Mean	SD	N	Mean	SD	N	Mean	SD	N	Mean	SD	N	Mean	SD	N	Mean	SD
The World Bank Group disburses funds promptly	14	5.50	2.88	62	5.65	2.58	16	4.38	2.75	5	5.40	3.05	20	5.10	2.81	37	4.16	2.92	11	3.91	2.02	7	4.71	2.21	21	4.90	2.95
The World Bank Group effectively monitors and evaluates the projects and programs it supports	14	7.36	2.21	67	6.76	2.02	16	6.06	3.32	8	6.25	2.12	25	6.44	2.45	51	6.27	3.05	12	5.25	2.26	10	5.60	2.67	28	7.43	2.43
The World Bank Group's approvals and reviews are done in a timely fashion	14	6.29	2.84	66	5.62	2.33	16	5.06	3.17	4	5.25	0.96	22	5.45	2.32	35	5.86	2.94	11	4.00	1.79	8	5.50	1.77	23	5.70	2.79
The World Bank Group's "Safeguard Policy" requirements are reasonable	10	6.40	2.46	48	6.23	1.88	14	6.50	3.11	3	7.67	2.08	22	6.36	2.15	32	5.78	2.81	8	5.00	1.41	6	5.33	2.50	15	6.60	2.16
The World Bank Group's conditions on its lending are reasonable	10	7.50	1.78	47	6.21	2.27	12	6.83	2.66	5	6.00	2.65	18	6.00	2.50	30	4.73	3.15	11	5.27	2.00	6	4.50	3.08	21	5.62	2.64
The World Bank Group takes decisions quickly in Mauritania	13	5.54	2.70	57	5.58	2.16	12	5.42	3.03	7	6.86	1.95	21	5.14	2.33	37	4.89	2.91	10	3.90	2.28	8	4.50	2.39	20	4.80	2.71
Working with the World Bank Group increases Mauritania's institutional capacity	12	7.00	2.56	68	7.12	1.77	13	7.69	2.02	7	6.86	1.77	28	6.25	2.47	51	6.31	3.04	12	5.58	2.19	10	6.30	2.26	27	7.59	2.45
Where country systems are adequate, the World Bank Group makes appropriate use of them	13	6.92	2.60	61	7.07	2.17	13	7.15	2.70	5	6.80	1.79	22	7.18	2.95	36	6.22	3.06	10	5.80	1.93	8	7.25	1.49	20	7.60	2.35



F. The Future Role of the World Bank Group in Mauritania

Which of the following SHOULD the World Bank Group do to make itself of greater value in Mauritania? (Choose no more than TWO)

Percentage of Respondents (Responses combined)	Office of the President/Prime Minister/Minister	Employee of a Ministry/PMU/ Consultant	Local Government	Bilateral/ Multilateral Agency	Private Sector/ Financial Sector/ Private Bank	CSO	Media	Academia/ Research Institute/ Think Tank	Other
Offer more innovative knowledge services	6.7%	11.4%	25.0%	0.0%	6.9%	15.1%	8.3%	15.4%	13.5%
Collaborate more effectively with Government clients*	20.0%	20.0%	50.0%	0.0%	10.3%	12.3%	8.3%	23.1%	29.7%
Work faster	26.7%	14.3%	20.0%	11.1%	10.3%	5.5%	0.0%	0.0%	10.8%
Reduce the complexity of obtaining World Bank Group financing	13.3%	21.4%	15.0%	33.3%	13.8%	15.1%	8.3%	7.7%	21.6%
Help to bring discipline/effective supervision to implementation of World Bank Group projects	13.3%	8.6%	10.0%	11.1%	17.2%	12.3%	33.3%	23.1%	13.5%
Collaborate more effectively with organizations such as bilaterals, multilaterals, trust funds, UN agencies*	0.0%	5.7%	10.0%	33.3%	3.4%	6.8%	0.0%	7.7%	0.0%
Offer more innovative financial products	0.0%	4.3%	5.0%	0.0%	0.0%	5.5%	8.3%	7.7%	2.7%
Ensure greater selectivity in its work	6.7%	10.0%	5.0%	0.0%	6.9%	8.2%	8.3%	0.0%	5.4%
Provide more adequate data/knowledge/statistics/figures on Mauritania's economy*	0.0%	8.6%	0.0%	22.2%	13.8%	0.0%	8.3%	7.7%	5.4%
Improve the competitiveness of its financing compared to markets	0.0%	2.9%	5.0%	11.1%	0.0%	1.4%	0.0%	0.0%	2.7%
Work more with civil society and beneficiary representatives*	0.0%	15.7%	50.0%	22.2%	13.8%	74.0%	75.0%	15.4%	35.1%
Increase the level of capacity development in the country	33.3%	35.7%	5.0%	22.2%	20.7%	17.8%	16.7%	23.1%	16.2%
Leverage the private sector more*	40.0%	20.0%	0.0%	0.0%	44.8%	5.5%	16.7%	15.4%	13.5%
Improve the quality of its experts as related to Mauritania's specific challenges	6.7%	11.4%	0.0%	0.0%	0.0%	6.8%	0.0%	23.1%	10.8%
Work more with private sector*	13.3%	4.3%	0.0%	11.1%	27.6%	5.5%	0.0%	15.4%	13.5%
Other	6.7%	2.9%	0.0%	0.0%	6.9%	4.1%	0.0%	15.4%	0.0%

*Significantly different between stakeholder groups

When considering the combination of services that the World Bank Group offers in Mauritania, and taking into account its limited level of resources, which ONE of the following do you believe the World Bank Group should offer more of in Mauritania? (Select only ONE response)

Percentage of Respondents	Office of the President/Prime Minister/Minister	Employee of a Ministry/PMU/ Consultant	Local Government	Bilateral/ Multilateral Agency	Private Sector/ Financial Sector/ Private Bank	CSO	Media	Academia/ Research Institute/ Think Tank	Other
Financial services	31.3%	23.5%	42.1%	10.0%	24.2%	25.0%	27.3%	7.7%	37.8%
Knowledge products	12.5%	23.5%	5.3%	10.0%	27.3%	23.6%	9.1%	38.5%	16.2%
Convening services	12.5%	8.8%	15.8%	0.0%	12.1%	19.4%	9.1%	0.0%	16.2%
None of the above	0.0%	1.5%	0.0%	0.0%	3.0%	4.2%	9.1%	0.0%	2.7%
The combination is appropriate for Mauritania	37.5%	38.2%	26.3%	40.0%	21.2%	20.8%	18.2%	23.1%	21.6%
Don't know	6.3%	4.4%	10.5%	40.0%	12.1%	6.9%	27.3%	30.8%	5.4%



F. The Future Role of the World Bank Group in Mauritania (continued)

Which THREE areas below would benefit most from the World Bank Group playing a leading role among international partners in Mauritania? (Choose no more than THREE)

Percentage of Respondents (Responses combined)	Office of the President/Prime Minister/Minister	Employee of a Ministry/PMU/ Consultant	Local Government	Bilateral/ Multilateral Agency	Private Sector/ Financial Sector/ Private Bank	CSO	Media	Academia/ Research Institute/ Think Tank	Other
Social cohesion*	18.8%	17.9%	44.4%	12.5%	20.0%	44.9%	53.8%	21.4%	11.1%
Public financial management	43.8%	40.3%	44.4%	25.0%	56.7%	26.1%	61.5%	35.7%	44.4%
Reducing gender based violence	12.5%	1.5%	0.0%	0.0%	0.0%	7.2%	7.7%	0.0%	5.6%
Crisis preparedness	6.3%	7.5%	0.0%	0.0%	10.0%	8.7%	0.0%	0.0%	11.1%
Crisis response	0.0%	9.0%	16.7%	12.5%	6.7%	8.7%	7.7%	0.0%	5.6%
Access to justice systems*	18.8%	14.9%	5.6%	25.0%	16.7%	10.1%	53.8%	28.6%	16.7%
Security mechanisms	6.3%	1.5%	0.0%	0.0%	3.3%	1.4%	0.0%	0.0%	2.8%
Conflict resolution mechanisms	0.0%	3.0%	0.0%	0.0%	3.3%	2.9%	7.7%	0.0%	5.6%
Support domestic resource mobilization*	43.8%	11.9%	33.3%	37.5%	23.3%	10.1%	15.4%	21.4%	22.2%
Access to basic services	31.3%	52.2%	33.3%	25.0%	36.7%	37.7%	30.8%	57.1%	52.8%
Capacity of state institutions	25.0%	22.4%	16.7%	62.5%	16.7%	14.5%	15.4%	21.4%	19.4%
Jobs	31.3%	46.3%	27.8%	25.0%	46.7%	36.2%	7.7%	42.9%	38.9%
Improving livelihoods	0.0%	13.4%	16.7%	12.5%	6.7%	7.2%	0.0%	14.3%	11.1%
Food security	0.0%	17.9%	16.7%	12.5%	16.7%	30.4%	0.0%	14.3%	27.8%
Social safety nets	37.5%	20.9%	5.6%	37.5%	10.0%	13.0%	7.7%	7.1%	11.1%
Stimulating dialogue to promote peace and stability	18.8%	14.9%	27.8%	0.0%	16.7%	31.9%	30.8%	28.6%	8.3%

*Significantly different between stakeholder groups

Which THREE areas below would benefit most from other donors in Mauritania? (Choose no more than THREE)

Percentage of Respondents (Responses combined)	Office of the President/Prime Minister/Minister	Employee of a Ministry/PMU/ Consultant	Local Government	Bilateral/ Multilateral Agency	Private Sector/ Financial Sector/ Private Bank	CSO	Media	Academia/ Research Institute/ Think Tank	Other
Social cohesion	33.3%	34.9%	6.7%	25.0%	26.9%	33.3%	0.0%	7.7%	35.3%
Public financial management	41.7%	22.2%	13.3%	0.0%	11.5%	19.0%	9.1%	30.8%	14.7%
Reducing gender based violence	8.3%	12.7%	33.3%	12.5%	7.7%	9.5%	0.0%	15.4%	11.8%
Crisis preparedness	0.0%	14.3%	6.7%	25.0%	0.0%	14.3%	18.2%	7.7%	11.8%
Crisis response	41.7%	15.9%	20.0%	12.5%	7.7%	25.4%	27.3%	15.4%	17.6%
Access to justice systems	16.7%	19.0%	26.7%	0.0%	7.7%	14.3%	18.2%	15.4%	32.4%
Security mechanisms	0.0%	14.3%	26.7%	37.5%	26.9%	20.6%	18.2%	0.0%	5.9%
Conflict resolution mechanisms	8.3%	14.3%	13.3%	0.0%	0.0%	11.1%	18.2%	15.4%	5.9%
Support domestic resource mobilization	16.7%	11.1%	6.7%	37.5%	23.1%	20.6%	18.2%	0.0%	11.8%
Access to basic services	41.7%	23.8%	33.3%	37.5%	26.9%	22.2%	45.5%	23.1%	41.2%
Capacity of state institutions	0.0%	3.2%	13.3%	12.5%	11.5%	11.1%	9.1%	30.8%	5.9%
Jobs*	16.7%	17.5%	13.3%	25.0%	46.2%	19.0%	36.4%	30.8%	8.8%
Improving livelihoods	16.7%	14.3%	6.7%	0.0%	3.8%	15.9%	9.1%	7.7%	23.5%
Food security	50.0%	50.8%	66.7%	25.0%	42.3%	33.3%	45.5%	61.5%	32.4%
Social safety nets	0.0%	7.9%	0.0%	25.0%	23.1%	7.9%	18.2%	7.7%	11.8%
Stimulating dialogue to promote peace and stability	8.3%	17.5%	6.7%	25.0%	23.1%	20.6%	9.1%	23.1%	23.5%

*Significantly different between stakeholder groups



G. Communication and Information Sharing

How do you get most of your information about economic and social development issues in Mauritania? (Choose no more than TWO)

Percentage of Respondents (Responses combined)	Office of the President/Prime Minister/Minister	Employee of a Ministry/PMU/ Consultant	Local Government	Bilateral/ Multilateral Agency	Private Sector/ Financial Sector/ Private Bank	CSO	Media	Academia/ Research Institute/ Think Tank	Other
Local radio*	0.0%	10.3%	44.4%	0.0%	0.0%	13.5%	8.3%	7.1%	13.5%
International radio	12.5%	14.7%	22.2%	0.0%	6.3%	20.3%	8.3%	7.1%	13.5%
Social media	6.3%	23.5%	22.2%	20.0%	18.8%	29.7%	33.3%	14.3%	18.9%
International newspapers	12.5%	8.8%	0.0%	0.0%	25.0%	8.1%	0.0%	7.1%	8.1%
Local television	37.5%	17.6%	38.9%	0.0%	31.3%	20.3%	0.0%	28.6%	21.6%
Internet	68.8%	73.5%	38.9%	80.0%	84.4%	66.2%	75.0%	71.4%	75.7%
Periodicals	6.3%	4.4%	5.6%	0.0%	0.0%	5.4%	8.3%	14.3%	8.1%
International television	12.5%	25.0%	16.7%	20.0%	9.4%	10.8%	8.3%	14.3%	16.2%
Local newspapers*	6.3%	5.9%	11.1%	40.0%	12.5%	10.8%	41.7%	14.3%	8.1%
Other	12.5%	4.4%	0.0%	20.0%	6.3%	10.8%	8.3%	14.3%	8.1%

*Significantly different between stakeholder groups

How would you prefer to receive information from the World Bank Group? (Choose no more than TWO)

Percentage of Respondents (Responses combined)	Office of the President/Prime Minister/Minister	Employee of a Ministry/PMU/ Consultant	Local Government	Bilateral/ Multilateral Agency	Private Sector/ Financial Sector/ Private Bank	CSO	Media	Academia/ Research Institute/ Think Tank	Other
World Bank Group's publications and other written materials*	43.8%	40.0%	21.1%	44.4%	22.6%	17.3%	25.0%	28.6%	16.2%
e-Newsletters	31.3%	30.0%	15.8%	33.3%	51.6%	40.0%	41.7%	50.0%	40.5%
World Bank Group's seminars/workshops/conferences*	37.5%	52.9%	68.4%	0.0%	25.8%	46.7%	50.0%	57.1%	56.8%
Mobile phones*	6.3%	7.1%	31.6%	0.0%	12.9%	12.0%	0.0%	0.0%	5.4%
Direct contact with World Bank Group	43.8%	22.9%	47.4%	44.4%	29.0%	41.3%	41.7%	14.3%	32.4%
World Bank Group's website	31.3%	34.3%	0.0%	22.2%	25.8%	21.3%	16.7%	21.4%	24.3%
Social media	0.0%	5.7%	10.5%	33.3%	22.6%	9.3%	16.7%	14.3%	13.5%
Other	0.0%	1.4%	0.0%	11.1%	0.0%	4.0%	0.0%	0.0%	0.0%

*Significantly different between stakeholder groups

Are you aware of the World Bank Group's Access to Information Policies under which the World Bank Group discloses any information in its possession that is not on a list of exceptions?

Percentage of Respondents	Office of the President/Prime Minister/Minister	Employee of a Ministry/PMU/ Consultant	Local Government	Bilateral/ Multilateral Agency	Private Sector/ Financial Sector/ Private Bank	CSO	Media	Academia/ Research Institute/ Think Tank	Other
Yes	41.7%	38.5%	16.7%	22.2%	19.4%	7.0%	22.2%	30.8%	33.3%
No	58.3%	61.5%	83.3%	77.8%	80.6%	93.0%	77.8%	69.2%	66.7%

Do you have reliable access to the Internet?*

Percentage of Respondents	Office of the President/Prime Minister/Minister	Employee of a Ministry/PMU/ Consultant	Local Government	Bilateral/ Multilateral Agency	Private Sector/ Financial Sector/ Private Bank	CSO	Media	Academia/ Research Institute/ Think Tank	Other
Yes	92.3%	95.7%	50.0%	100.0%	100.0%	90.1%	100.0%	100.0%	84.2%
No	7.7%	4.3%	50.0%	0.0%	0.0%	9.9%	0.0%	0.0%	15.8%

*Significantly different between stakeholder groups

**G. Communication and Information Sharing (continued)****Do you use/have you used the World Bank Group website?***

Percentage of Respondents	Office of the President/Prime Minister/Minister	Employee of a Ministry/PMU/Consultant	Local Government	Bilateral/Multilateral Agency	Private Sector/Financial Sector/Private Bank	CSO	Media	Academia/Research Institute/Think Tank	Other
Yes	69.2%	83.3%	11.1%	55.6%	60.6%	54.9%	100.0%	76.9%	44.7%
No	30.8%	16.7%	88.9%	44.4%	39.4%	45.1%	0.0%	23.1%	55.3%

*Significantly different between stakeholder groups

Do you currently consult the World Bank Group social media sites?

Percentage of Respondents	Office of the President/Prime Minister/Minister	Employee of a Ministry/PMU/Consultant	Local Government	Bilateral/Multilateral Agency	Private Sector/Financial Sector/Private Bank	CSO	Media	Academia/Research Institute/Think Tank	Other
Yes	23.1%	21.9%	11.1%	11.1%	12.1%	30.6%	50.0%	30.8%	27.8%
No	76.9%	78.1%	88.9%	88.9%	87.9%	69.4%	50.0%	69.2%	72.2%

Which Internet connection do you use primarily when visiting a World Bank Group website?*

Percentage of Respondents	Office of the President/Prime Minister/Minister	Employee of a Ministry/PMU/Consultant	Local Government	Bilateral/Multilateral Agency	Private Sector/Financial Sector/Private Bank	CSO	Media	Academia/Research Institute/Think Tank	Other
High speed/WiFi	71.4%	90.8%	50.0%	90.0%	83.3%	77.4%	100.0%	100.0%	75.0%
Dial-up	28.6%	9.2%	50.0%	10.0%	16.7%	22.6%	0.0%	0.0%	25.0%

*Significantly different between stakeholder groups

How frequently do you consult the World Bank Group's website and/or social media channels for information/knowledge that you can use in your work?

Percentage of Respondents	Office of the President/Prime Minister/Minister	Employee of a Ministry/PMU/Consultant	Local Government	Bilateral/Multilateral Agency	Private Sector/Financial Sector/Private Bank	CSO	Media	Academia/Research Institute/Think Tank	Other
Weekly	6.7%	22.5%	16.7%	10.0%	12.5%	21.1%	33.3%	21.4%	8.6%
Monthly	26.7%	23.9%	5.6%	10.0%	18.8%	8.5%	25.0%	0.0%	14.3%
A few times a year	26.7%	28.2%	16.7%	30.0%	28.1%	25.4%	25.0%	50.0%	34.3%
Rarely	26.7%	14.1%	33.3%	10.0%	28.1%	29.6%	8.3%	21.4%	14.3%
Never	13.3%	11.3%	27.8%	40.0%	12.5%	15.5%	8.3%	7.1%	28.6%

Please rate how much you agree with the following statements. (1-Strongly disagree, 10-Strongly agree)

	Office of the President/Prime Minister/Minister			Employee of a Ministry/PMU/Consultant			Local Government			Bilateral/Multilateral Agency			Private Sector/Financial Sector/Private Bank			CSO			Media			Academia/Research Institute/Think Tank			Other		
	N	Mean	SD	N	Mean	SD	N	Mean	SD	N	Mean	SD	N	Mean	SD	N	Mean	SD	N	Mean	SD	N	Mean	SD	N	Mean	SD
I find the World Bank Group's websites easy to navigate	9	7.67	1.32	54	7.07	2.47	5	3.60	2.30	6	6.50	2.43	20	7.10	2.63	41	6.39	3.11	11	7.27	2.20	11	7.18	2.48	18	8.00	2.22
I find the information on the World Bank Group's websites useful	8	7.75	1.28	55	7.67	2.15	7	5.86	3.08	6	8.33	1.03	20	7.75	1.92	45	6.51	2.80	11	7.91	1.70	12	7.67	2.06	19	7.95	2.09
The World Bank Group's social media channels are valuable sources of information about the institution	6	9.17	1.17	30	7.63	2.20	9	8.00	3.00	3	7.67	2.08	15	7.00	2.95	42	6.95	2.80	10	7.50	1.51	8	7.38	1.92	14	7.36	2.56



H. Background Information

Currently, do you professionally collaborate/work with the World Bank Group in your country?*

Percentage of Respondents	Office of the President/Prime Minister/Minister	Employee of a Ministry/PMU/Consultant	Local Government	Bilateral/Multilateral Agency	Private Sector/Financial Sector/Private Bank	CSO	Media	Academia/Research Institute/Think Tank	Other
Yes	75.0%	75.7%	41.2%	100.0%	31.6%	33.8%	30.8%	28.6%	43.2%
No	25.0%	24.3%	58.8%	0.0%	68.4%	66.2%	69.2%	71.4%	56.8%

*Significantly different between stakeholder groups

Which of the following agencies of the World Bank Group do you primarily engage with in Mauritania?* (Select only ONE response)

Percentage of Respondents	Office of the President/Prime Minister/Minister	Employee of a Ministry/PMU/Consultant	Local Government	Bilateral/Multilateral Agency	Private Sector/Financial Sector/Private Bank	CSO	Media	Academia/Research Institute/Think Tank	Other
The World Bank (IDA)	73.3%	94.0%	61.1%	84.6%	52.2%	42.6%	75.0%	33.3%	66.7%
The International Finance Corporation	6.7%	0.0%	5.6%	0.0%	21.7%	9.3%	0.0%	0.0%	0.0%
The Multilateral Investment Guarantee Agency	0.0%	0.0%	0.0%	0.0%	0.0%	0.0%	0.0%	0.0%	0.0%
Other	20.0%	6.0%	33.3%	15.4%	26.1%	48.1%	25.0%	66.7%	33.3%

*Significantly different between stakeholder groups

Do your projects involve both the World Bank and the IFC?*

Percentage of Respondents	Office of the President/Prime Minister/Minister	Employee of a Ministry/PMU/Consultant	Local Government	Bilateral/Multilateral Agency	Private Sector/Financial Sector/Private Bank	CSO	Media	Academia/Research Institute/Think Tank	Other
Yes	64.3%	30.2%	66.7%	54.5%	17.6%	18.8%	0.0%	16.7%	16.1%
No	35.7%	69.8%	33.3%	45.5%	82.4%	81.3%	100.0%	83.3%	83.9%

*Significantly different between stakeholder groups

If yes, what was your view of how the two institutions work together in Mauritania? (Select only ONE response)

Percentage of Respondents	Office of the President/Prime Minister/Minister	Employee of a Ministry/PMU/Consultant	Local Government	Bilateral/Multilateral Agency	Private Sector/Financial Sector/Private Bank	CSO	Media	Academia/Research Institute/Think Tank	Other
The two institutions work well together	44.4%	40.0%	10.0%	71.4%	25.0%	36.4%	0.0%	0.0%	28.6%
The way the two institutions work together needs improvement	44.4%	20.0%	30.0%	14.3%	12.5%	27.3%	0.0%	50.0%	14.3%
The two institutions do not work well together	0.0%	6.7%	0.0%	0.0%	0.0%	0.0%	0.0%	0.0%	0.0%
Don't know	11.1%	33.3%	60.0%	14.3%	62.5%	36.4%	0.0%	50.0%	57.1%

**H. Background Information (continued)**

Which of the following describes most of your exposure to the World Bank Group in Mauritania? (Choose no more than TWO)

Percentage of Respondents	Office of the President/Prime Minister/Minister	Employee of a Ministry/PMU/Consultant	Local Government	Bilateral/Multilateral Agency	Private Sector/Financial Sector/Private Bank	CSO	Media	Academia/Research Institute/Think Tank	Other
Observer*	0.0%	7.5%	11.8%	0.0%	30.6%	37.7%	41.7%	15.4%	27.3%
Use World Bank Group reports/data*	25.0%	11.9%	29.4%	25.0%	22.2%	21.3%	41.7%	53.8%	12.1%
Engage in World Bank Group related/sponsored events/activities	43.8%	35.8%	29.4%	41.7%	38.9%	47.5%	33.3%	30.8%	24.2%
Collaborate as part of my professional duties*	87.5%	83.6%	76.5%	91.7%	33.3%	32.8%	16.7%	30.8%	48.5%
Use World Bank Group website for information, data, research, etc.*	6.3%	11.9%	17.6%	0.0%	38.9%	8.2%	25.0%	46.2%	21.2%

*Significantly different between stakeholder groups

What's your gender?*

Percentage of Respondents	Office of the President/Prime Minister/Minister	Employee of a Ministry/PMU/Consultant	Local Government	Bilateral/Multilateral Agency	Private Sector/Financial Sector/Private Bank	CSO	Media	Academia/Research Institute/Think Tank	Other
Female	5.9%	15.1%	5.0%	33.3%	5.3%	32.0%	0.0%	0.0%	16.2%
Male	94.1%	84.9%	95.0%	66.7%	94.7%	68.0%	100.0%	100.0%	83.8%

*Significantly different between stakeholder groups



Appendix C: Responses to Indicator Questions by Geographic Location¹⁸

● Nouakchott N=220 ● Outside Nouakchott N=89

B. Overall Attitudes toward the World Bank Group

	Nouakchott			Outside Nouakchott		
	N	Mean	SD	N	Mean	SD
Overall, please rate your impression of the World Bank Group's effectiveness in Mauritania.*	172	5.99	2.45	65	7.31	2.49

(1-Not effective at all, 10-Very effective) *Significantly different between geographic locations

To what extent do you agree with the following statements about the World Bank Group's work in Mauritania?

(1-Strongly disagree, 10-Strongly agree)

	Nouakchott			Outside Nouakchott		
	N	Mean	SD	N	Mean	SD
Overall the World Bank Group currently plays a relevant role in development in Mauritania	188	6.65	2.47	60	7.25	2.73
The World Bank Group's work is aligned with what I consider the development priorities for Mauritania*	172	6.07	2.48	56	6.91	2.92

*Significantly different between geographic locations

To what extent is the World Bank Group an effective development partner in Mauritania, in terms of each of the following?

(1-To no degree at all, 10-To a very significant degree)

	Nouakchott			Outside Nouakchott		
	N	Mean	SD	N	Mean	SD
Responsiveness to needs	140	5.51	2.24	46	6.17	2.78
Flexibility (in terms of the institution's products and services)	126	5.21	2.18	40	5.27	2.81
Flexibility (in terms of changing country circumstances)	126	5.33	2.01	39	5.51	2.54
Being inclusive	107	5.66	2.23	36	6.03	2.73
Openness (sharing data and other information)	143	6.27	2.32	44	6.64	2.70
Collaboration with the Government	166	7.43	1.94	54	7.69	2.34
The speed in which it gets things accomplished on the ground	150	5.65	2.26	49	5.84	2.90
Helping to bring discipline/effective supervision to implementation of investment projects	154	6.19	2.38	49	6.67	2.96
Collaboration with civil society	144	5.17	2.39	45	5.87	2.91
Staff accessibility	153	5.73	2.85	46	5.35	2.77
Collaboration with other donors and development partners	112	6.61	2.15	43	7.26	2.60
Collaboration with the private sector	120	5.12	2.14	36	5.53	2.81
Straightforwardness and honesty*	131	6.42	2.51	43	7.33	2.66
Treating clients and stakeholders in Mauritania with respect	124	6.77	2.38	46	7.35	2.88
Being a long-term partner	148	7.73	2.16	53	7.66	2.56

*Significantly different between geographic locations

¹⁸ 309 respondents provided information about their geographic location. Only these respondents were included in the analysis presented in this appendix.

**C. World Bank Group's Effectiveness and Results**

	Nouakchott			Outside Nouakchott		
	N	Mean	SD	N	Mean	SD
To what extent does the World Bank Group's work help to achieve development results in Mauritania?*	171	5.89	2.13	58	7.02	2.37

(1-To no degree at all, 10-To a very significant degree) *Significantly different between geographic locations

To what extent do you agree with the following statements about the World Bank Group in Mauritania?

(1-Strongly disagree, 10-Strongly agree)

	Nouakchott			Outside Nouakchott		
	N	Mean	SD	N	Mean	SD
The World Bank Group's financial instruments meet the needs of Mauritania	165	5.57	2.24	51	6.27	2.82
The World Bank Group meets Mauritania's needs for knowledge services	167	5.62	2.35	52	5.79	2.80

D. The World Bank Group's Knowledge Work and Activities**In Mauritania, to what extent do you believe that the World Bank Group's knowledge work and activities:**

	Nouakchott			Outside Nouakchott		
	N	Mean	SD	N	Mean	SD
Are adaptable to Mauritania's specific development challenges and country circumstances	150	6.08	2.36	48	6.15	2.89

(1-To no degree at all, 10-To a very significant degree)

	Nouakchott			Outside Nouakchott		
	N	Mean	SD	N	Mean	SD
Overall, how significant a contribution do you believe the World Bank Group's knowledge work and activities make to development results in your country?	168	6.55	2.24	61	7.13	2.81
Overall, how would you rate the technical quality of the World Bank Group's knowledge work and activities?	166	6.78	2.15	65	7.11	2.88

(1-Not significant at all, 10-Very significant; 1-Very low technical quality, 10-Very high technical quality)

E. Working with the World Bank Group**To what extent do you agree/disagree with the following statements? (1-Strongly disagree, 10-Strongly agree)**

	Nouakchott			Outside Nouakchott		
	N	Mean	SD	N	Mean	SD
The World Bank Group takes decisions quickly in Mauritania	137	5.07	2.29	45	5.47	3.17
Where country systems are adequate, the World Bank Group makes appropriate use of them	137	6.77	2.43	52	7.37	2.77



Appendix D: Responses to Selected Questions by Level of Collaboration with the World Bank Group¹⁹

Note that this appendix presents comparative analysis of the data from those respondents who collaborate with the WBG vs. those respondents who do not collaborate with the WBG and covers the following selected questions from the FY18 Mauritania COS questionnaire: All 10-point scale questions and question B4 “When thinking about how the World Bank Group can have the most impact on development results in Mauritania, in which sectors do you believe the World Bank Group should focus most of its resources in Mauritania?”

- Collaborating with the WBG N=150 ● Not collaborating with the WBG N=151

B. Overall Attitudes toward the World Bank Group

	Collaborating with the WBG			Not collaborating with the WBG		
	N	Mean	SD	N	Mean	SD
How familiar are you with the work of the World Bank Group in Mauritania?*	142	6.41	2.33	142	4.11	2.44

(1-Not familiar at all, 10-Extremely familiar) *Significantly different between collaborators and non-collaborators

	Collaborating with the WBG			Not collaborating with the WBG		
	N	Mean	SD	N	Mean	SD
Overall, please rate your impression of the World Bank Group's effectiveness in Mauritania.*	131	6.99	2.21	103	5.33	2.68

(1-Not effective at all, 10-Very effective) *Significantly different between collaborators and non-collaborators

	Collaborating with the WBG			Not collaborating with the WBG		
	N	Mean	SD	N	Mean	SD
To what extent do you believe the World Bank Group's staff is well prepared to help Mauritania solve its most complicated development challenges?*	125	7.20	2.23	108	6.19	2.64

(1-To no degree at all, 10-To a very significant degree) *Significantly different between collaborators and non-collaborators

¹⁹ Only 301 respondents provided information about their level of collaboration with the World Bank Group (question H3 in the questionnaire). Therefore, only these respondents were included in the analysis presented in this appendix.

**B. Overall Attitudes toward the World Bank Group (continued)**

When thinking about how the World Bank Group can have the most impact on development results in Mauritania, in which sectors do you believe the World Bank Group should focus most of its resources (financial and knowledge services) in Mauritania? (Choose no more than THREE)

Percentage of Respondents (Responses combined)	Collaborating with the WBG	Not collaborating with the WBG
Energy	5.6%	4.2%
Water and sanitation	14.7%	10.4%
Pollution	0.0%	0.0%
Job creation/employment	34.3%	38.9%
Health	28.7%	22.2%
Financial markets	1.4%	1.4%
Social protection*	11.2%	4.9%
Gender equity	2.8%	4.2%
Private sector development	12.6%	8.3%
Education	48.3%	50.0%
Public sector governance/reform	25.2%	21.5%
Global/regional integration	0.7%	2.1%
Food security	9.8%	10.4%
Urban development	2.1%	2.8%
Judiciary reform*	7.7%	15.3%
Economic growth*	14.7%	6.9%
Disaster risk management	1.4%	0.0%
Equality of opportunity	4.9%	9.7%
Access to land	1.4%	4.2%
Information and communications technology	1.4%	4.9%
Transport	7.0%	6.9%
Agriculture and rural development	24.5%	30.6%
Trade and exports	0.0%	1.4%
Crime and violence	1.4%	0.7%
Natural resource management	11.9%	6.9%
Climate change	2.1%	2.1%
Poverty reduction	12.6%	13.9%
Anti corruption	8.4%	10.4%

*Significantly different between collaborators and non-collaborators

How EFFECTIVE do you believe the following World Bank Group's instruments are in supporting the Mauritania Government's efforts to reduce poverty? (1-Not effective at all, 10-Very effective)

	Collaborating with the WBG			Not collaborating with the WBG		
	N	Mean	SD	N	Mean	SD
Investment Project Financing*	91	6.98	2.34	67	5.43	2.80
Development Policy Financing*	84	7.10	2.09	60	5.32	2.70
Trust funds and grants*	71	7.15	2.24	47	5.23	2.78
MIGA Guarantees*	26	6.15	2.34	28	4.64	2.42
IFC Investment Services*	38	5.82	2.50	35	4.66	2.31
IFC Advisory Services*	38	6.24	2.28	35	4.46	2.42

*Significantly different between collaborators and non-collaborators

To what extent do you agree with the following statements about the World Bank Group's work in Mauritania? (1-Strongly disagree, 10-Strongly agree)

	Collaborating with the WBG			Not collaborating with the WBG		
	N	Mean	SD	N	Mean	SD
Overall the World Bank Group currently plays a relevant role in development in Mauritania*	135	7.44	2.28	110	5.79	2.61
The World Bank Group's work is aligned with what I consider the development priorities for Mauritania*	124	6.72	2.39	102	5.47	2.79

*Significantly different between collaborators and non-collaborators

**B. Overall Attitudes toward the World Bank Group (continued)**

To what extent is the World Bank Group an effective development partner in Mauritania, in terms of each of the following?
(1-To no degree at all, 10-To a very significant degree)

	Collaborating with the WBG			Not collaborating with the WBG		
	N	Mean	SD	N	Mean	SD
Responsiveness to needs*	101	6.23	2.21	82	4.89	2.40
Flexibility (in terms of the institution's products and services)*	98	5.81	2.23	68	4.25	2.24
Flexibility (in terms of changing country circumstances)*	92	6.03	2.00	74	4.59	2.11
Being inclusive*	74	6.49	2.20	69	4.90	2.36
Openness (sharing data and other information)*	105	7.05	2.16	82	5.50	2.55
Collaboration with the Government	116	7.69	1.92	104	7.26	2.20
The speed in which it gets things accomplished on the ground*	112	6.30	2.24	88	4.85	2.51
Helping to bring discipline/effective supervision to implementation of investment projects*	117	7.00	2.16	88	5.30	2.70
Collaboration with civil society*	91	6.14	2.40	98	4.49	2.46
Staff accessibility*	110	6.75	2.51	92	4.32	2.66
Collaboration with other donors and development partners*	83	7.18	2.09	69	6.33	2.50
Collaboration with the private sector*	75	5.95	2.15	79	4.52	2.31
Straightforwardness and honesty*	102	7.25	2.19	73	5.70	2.86
Treating clients and stakeholders in Mauritania with respect*	105	7.53	2.20	64	5.94	2.71
Being a long-term partner*	108	8.17	1.84	94	7.18	2.60

*Significantly different between collaborators and non-collaborators

C. World Bank Group's Effectiveness and Results

In Mauritania, to what extent do the World Bank Group's financial resources, advice, and knowledge influence policy related to ... ? (1-To no degree at all, 10-To a very significant degree)

	Collaborating with the WBG			Not collaborating with the WBG		
	N	Mean	SD	N	Mean	SD
Gender*	106	6.49	2.12	92	5.74	2.61
The impact of climate change*	87	5.93	2.48	82	5.07	2.54

*Significantly different between collaborators and non-collaborators

**C. World Bank Group's Effectiveness and Results (continued)**

How EFFECTIVE do you believe the World Bank Group is in terms of the work it does in the following areas of development in Mauritania? (1-Not effective at all, 10-Very effective)

	Collaborating with the WBG			Not collaborating with the WBG		
	N	Mean	SD	N	Mean	SD
Social protection*	89	6.46	2.28	70	4.97	2.55
Gender equity*	87	6.24	2.24	76	5.26	2.66
Private sector development*	79	5.81	2.13	77	4.61	2.23
Education*	107	6.57	2.18	96	5.47	2.69
Public sector governance/reform*	102	6.60	1.98	89	5.21	2.50
Global/regional integration*	68	5.75	2.12	64	4.91	2.36
Food security	78	5.68	2.15	80	5.13	2.58
Urban development*	75	6.15	1.89	76	4.62	2.36
Energy*	72	6.10	1.98	80	5.01	2.28
Water and sanitation*	77	5.94	2.16	76	4.63	2.43
Pollution*	63	4.65	2.25	65	3.78	2.14
Job creation/employment*	81	5.16	2.14	86	4.09	2.49
Health*	98	6.41	2.00	87	4.74	2.71
Financial markets*	53	5.42	2.43	62	3.95	2.38
Agriculture and rural development*	85	6.31	2.13	88	5.09	2.70
Trade and exports*	53	5.21	2.20	57	4.37	2.15
Natural resource management*	87	5.90	2.26	74	4.53	2.44
Climate change*	68	5.47	2.48	66	4.42	2.36
Poverty reduction*	106	6.44	2.06	93	5.06	2.67
Anti corruption*	82	5.27	2.52	80	4.05	2.61
Judiciary reform*	63	5.35	2.25	66	4.36	2.73
Economic growth*	86	6.50	2.09	79	5.00	2.41
Disaster risk management*	61	5.44	2.34	57	3.96	2.43
Equality of opportunity*	75	5.59	2.64	75	3.96	2.48
Information and communications technology*	81	6.09	2.31	74	4.95	2.51

*Significantly different between collaborators and non-collaborators

	Collaborating with the WBG			Not collaborating with the WBG		
	N	Mean	SD	N	Mean	SD
To what extent does the World Bank Group's work help to achieve development results in Mauritania?*	123	6.54	2.17	103	5.57	2.27

(1-To no degree at all, 10-To a very significant degree) *Significantly different between collaborators and non-collaborators

To what extent do you agree with the following statements about the World Bank Group in Mauritania?

(1-Strongly disagree, 10-Strongly agree)

	Collaborating with the WBG			Not collaborating with the WBG		
	N	Mean	SD	N	Mean	SD
The World Bank Group's financial instruments meet the needs of Mauritania*	117	6.38	2.19	100	4.90	2.48
The World Bank Group meets Mauritania's needs for knowledge services*	116	6.17	2.42	103	5.05	2.48

*Significantly different between collaborators and non-collaborators

	Collaborating with the WBG			Not collaborating with the WBG		
	N	Mean	SD	N	Mean	SD
How effectively does the World Bank Group help Mauritania to mobilize finance for development from private sector sources?*	87	5.76	2.56	85	4.56	2.46

(1-Not effectively at all, 10-Very effectively) *Significantly different between collaborators and non-collaborators

**C. World Bank Group's Effectiveness and Results (continued)****How effectively does the World Bank Group support Mauritania's efforts ... ? (1-Not effectively at all, 10-Very effectively)**

	Collaborating with the WBG			Not collaborating with the WBG		
	N	Mean	SD	N	Mean	SD
To build stronger domestic resource mobilization systems in the Government*	137	7.75	2.94	133	6.89	3.63
To develop better and stronger data collection/analytics systems within the Government*	99	6.09	2.25	81	5.00	2.39
To strengthen the country's crisis preparedness*	91	5.81	2.37	83	5.01	2.75

(1-To no degree at all, 10-To a very significant degree) *Significantly different between collaborators and non-collaborators

D. The World Bank Group's Knowledge Work and Activities**In Mauritania, to what extent do you believe that the World Bank Group's knowledge work and activities:**

(1-To no degree at all, 10-To a very significant degree)

	Collaborating with the WBG			Not collaborating with the WBG		
	N	Mean	SD	N	Mean	SD
Are timely*	109	7.26	1.89	87	5.92	2.63
Include appropriate level of stakeholder involvement during preparation*	101	6.52	2.11	71	4.94	2.76
Lead to practical solutions*	105	6.24	2.26	78	5.03	2.62
Are accessible (well written and easy to understand)*	108	6.75	2.31	86	4.98	2.48
Are source of relevant information on global good practices*	108	7.41	2.10	87	6.06	2.48
Are adequately disseminated*	106	6.38	2.47	86	4.85	2.56
Are translated enough into local language*	94	4.12	2.70	80	3.29	2.47
Are adaptable to Mauritania's specific development challenges and country circumstances*	110	6.69	2.27	88	5.24	2.57

*Significantly different between collaborators and non-collaborators

	Collaborating with the WBG			Not collaborating with the WBG		
	N	Mean	SD	N	Mean	SD
Overall, how significant a contribution do you believe the World Bank Group's knowledge work and activities make to development results in your country?*	117	7.37	1.85	107	5.97	2.75
Overall, how would you rate the technical quality of the World Bank Group's knowledge work and activities?*	120	7.60	2.01	106	6.04	2.51

(1-Not significant at all, 10-Very significant; 1-Very low technical quality, 10-Very high technical quality)

*Significantly different between collaborators and non-collaborators

**E. Working with the World Bank Group****To what extent do you agree/disagree with the following statements? (1-Strongly disagree, 10-Strongly agree)**

	Collaborating with the WBG			Not collaborating with the WBG		
	N	Mean	SD	N	Mean	SD
The World Bank Group disburses funds promptly*	110	5.83	2.73	80	3.88	2.48
The World Bank Group effectively monitors and evaluates the projects and programs it supports*	127	7.28	2.10	102	5.60	2.77
The World Bank Group's approvals and reviews are done in a timely fashion*	112	6.32	2.32	85	4.56	2.56
The World Bank Group's "Safeguard Policy" requirements are reasonable*	90	6.82	1.97	63	4.98	2.44
The World Bank Group's conditions on its lending are reasonable*	84	6.88	2.21	75	4.64	2.58
The World Bank Group takes decisions quickly in Mauritania*	110	5.77	2.29	74	4.36	2.65
Working with the World Bank Group increases Mauritania's institutional capacity*	123	7.29	2.16	103	6.21	2.57
Where country systems are adequate, the World Bank Group makes appropriate use of them*	105	7.52	2.09	80	6.01	2.87

Significantly different between collaborators and non-collaborators*G. Communication and Information Sharing****Please rate how much you agree with the following statements. (1-Strongly disagree, 10-Strongly agree)**

	Collaborating with the WBG			Not collaborating with the WBG		
	N	Mean	SD	N	Mean	SD
I find the World Bank Group's websites easy to navigate*	98	7.30	2.60	78	6.40	2.66
I find the information on the World Bank Group's websites useful*	105	7.76	2.27	80	6.83	2.37
The World Bank Group's social media channels are valuable sources of information about the institution	65	7.58	2.46	72	7.00	2.64

**Significantly different between collaborators and non-collaborators*



Appendix E: Responses to Selected Questions by Year²⁰

All data presented in this appendix are weighted. As a result, means of the FY 2018 data and the total number of respondents indicated will be slightly different from the aggregated responses in Appendix A. Similarly, responses from FY 2015 respondents and the total number of respondents indicated may differ from those reported in the FY 2015 COS report.

- FY 2015 Number of comparable respondents = 159
- FY 2018 Number of comparable respondents = 285

By weighting, the FY 2015 and FY 2018 samples have the same stakeholder composition and thus are comparable. The weighted percentage of a stakeholder group is determined by the extent to which the World Bank Group interacts with them in the country and the percentage this group usually makes up in the past aggregated annual global data. The weighted stakeholder breakdown is presented below:

Percentage of Respondents	FY 2015	FY 2018
Office of the President/Prime Minister/Minister	4%	4%
Office of Parliamentarian	2%	2%
Government institutions	31%	31%
Local Government	7%	7%
Bilateral/multilateral agencies	4%	4%
Civil society	27%	27%
Private sector	15%	15%
Academia	5%	5%
Media	5%	5%

A. General Issues facing Mauritania

In general would you say that Mauritania is headed in... ?*

Percentage of Respondents	FY 2015	FY 2018
The right direction	39.7%	56.2%
The wrong direction	37.2%	22.1%
Not sure	23.1%	21.7%

*Significantly different between FY2015 and FY2018

B. Overall Attitudes toward the World Bank Group

	FY 2015			FY 2018		
	N	Mean	SD	N	Mean	SD
How familiar are you with the work of the World Bank Group in Mauritania?	155	4.93	2.83	270	5.32	2.62

(1-Not familiar at all, 10-Extremely familiar)

	FY 2015			FY 2018		
	N	Mean	SD	N	Mean	SD
Overall, please rate your impression of the World Bank Group's effectiveness in Mauritania.*	124	4.72	2.51	226	6.16	2.56

(1-Not effective at all, 10-Very effective) *Significantly different between FY2015 and FY2018

	FY 2015			FY 2018		
	N	Mean	SD	N	Mean	SD
To what extent do you believe the World Bank Group's staff is well prepared to help Mauritania solve its most complicated development challenges?*	117	5.34	2.54	223	6.64	2.47

(1-To no degree at all, 10-To a very significant degree) *Significantly different between FY2015 and FY2018

²⁰ Only those questions that were asked in the FY 2015 and FY 2018 country opinion surveys, with similar response scales/options, are presented in this appendix.

**B. Overall Attitudes toward the World Bank Group (continued)**

To what extent do you believe that the World Bank Group's work and support help the poorest in Mauritania?*(Select only ONE response)

Percentage of Respondents	FY 2015	FY 2018
To a fully sufficient degree	7.6%	7.8%
To a somewhat sufficient degree	14.6%	30.2%
To a somewhat insufficient degree	33.8%	31.3%
To a very insufficient degree	27.4%	19.6%
Don't know	16.6%	11.0%

*Significantly different between FY2015 and FY2018

To what extent do you agree with the following statements about the World Bank Group's work in Mauritania?

(1-Strongly disagree, 10-Strongly agree)

	FY 2015			FY 2018		
	N	Mean	SD	N	Mean	SD
Overall the World Bank Group currently plays a relevant role in development in Mauritania*	130	5.42	2.89	235	6.69	2.62
The World Bank Group's work is aligned with what I consider the development priorities for Mauritania*	120	4.80	2.71	215	6.18	2.67

*Significantly different between FY2015 and FY2018

To what extent is the World Bank Group an effective development partner in Mauritania, in terms of each of the following?

(1-To no degree at all, 10-To a very significant degree)

	FY 2015			FY 2018		
	N	Mean	SD	N	Mean	SD
Responsiveness to needs*	96	4.48	2.62	178	5.58	2.36
Flexibility (in terms of the institution's products and services)*	97	4.06	2.21	161	5.10	2.36
Flexibility (in terms of changing country circumstances)*	100	4.36	2.25	157	5.28	2.16
Being inclusive*	75	4.06	2.35	135	5.63	2.37
Openness (sharing data and other information)*	108	4.79	2.73	176	6.32	2.48
Collaboration with the Government*	106	6.86	2.84	209	7.45	2.07
The speed in which it gets things accomplished on the ground*	92	4.26	2.39	189	5.56	2.42
Helping to bring discipline/effective supervision to implementation of investment projects*				190	6.13	2.54
Collaboration with civil society*	97	3.93	2.50	180	5.22	2.50
Staff accessibility*	104	4.41	2.76	188	5.68	2.85
Collaboration with other donors and development partners	92	6.40	2.93	143	6.67	2.26
Collaboration with the private sector*	89	4.22	2.63	144	5.23	2.28
Straightforwardness and honesty*	90	5.07	2.82	169	6.50	2.59
Treating clients and stakeholders in Mauritania with respect*	104	5.66	2.94	161	6.82	2.50
Being a long-term partner*	96	6.99	2.94	191	7.64	2.28

*Significantly different between FY2015 and FY2018



C. World Bank Group's Effectiveness and Results

How EFFECTIVE do you believe the World Bank Group is in terms of the work it does in the following areas of development in Mauritania? (1-Not effective at all, 10-Very effective)

	FY 2015			FY 2018		
	N	Mean	SD	N	Mean	SD
Social protection*	70	4.22	2.75	154	5.73	2.48
Gender equity*	68	4.53	2.66	157	5.71	2.51
Private sector development*	86	4.38	2.66	145	5.21	2.26
Education*	100	4.29	2.84	192	6.01	2.47
Public sector governance/reform*	95	4.87	2.72	180	5.89	2.30
Food security*	86	4.31	2.60	150	5.36	2.38
Urban development	80	5.17	2.50	147	5.43	2.25
Energy	74	5.08	2.58	149	5.50	2.17
Water and sanitation*	75	4.51	2.64	147	5.25	2.38
Job creation/employment*	90	3.70	2.40	160	4.58	2.31
Health*	94	4.60	2.74	174	5.55	2.48
Natural resource management*	79	4.38	2.73	154	5.30	2.45
Poverty reduction*	101	4.77	2.78	191	5.74	2.47
Economic growth*	92	5.03	2.78	159	5.78	2.36
Information and communications technology	74	5.22	2.83	144	5.56	2.45

*Significantly different between FY2015 and FY2018

	FY 2015			FY 2018		
	N	Mean	SD	N	Mean	SD
To what extent does the World Bank Group's work help to achieve development results in Mauritania?*	126	5.22	2.59	217	6.07	2.24

(1-To no degree at all, 10-To a very significant degree) *Significantly different between FY2015 and FY2018

To what extent do you agree with the following statements about the World Bank Group in Mauritania?

(1-Strongly disagree, 10-Strongly agree)

	FY 2015			FY 2018		
	N	Mean	SD	N	Mean	SD
The World Bank Group's financial instruments meet the needs of Mauritania*	110	4.68	2.64	205	5.66	2.45
The World Bank Group meets Mauritania's needs for knowledge services*	114	4.86	2.75	210	5.61	2.48

*Significantly different between FY2015 and FY2018

D. The World Bank Group's Knowledge Work and Activities

How frequently do you consult World Bank Group's knowledge work and activities in the work you do?*

Percentage of Respondents	FY 2015	FY 2018
Weekly	7.9%	9.9%
Monthly	15.8%	17.9%
A few times a year	25.0%	34.4%
Rarely	27.6%	28.6%
Never	23.7%	9.2%

*Significantly different between FY2015 and FY2018

**D. The World Bank Group's Knowledge Work and Activities (continued)**

In Mauritania, to what extent do you believe that the World Bank Group's knowledge work and activities:

(1-To no degree at all, 10-To a very significant degree)

	FY 2015			FY 2018		
	N	Mean	SD	N	Mean	SD
Are timely*	108	5.49	2.76	187	6.61	2.36
Include appropriate level of stakeholder involvement during preparation*	101	4.84	2.60	167	5.79	2.53
Lead to practical solutions*	103	4.67	2.60	175	5.67	2.50
Are accessible (well written and easy to understand)*	106	4.97	2.91	187	5.92	2.56
Are source of relevant information on global good practices*	101	5.81	2.66	186	6.78	2.37
Are adequately disseminated*	106	4.55	2.84	180	5.66	2.60
Are translated enough into local language*	105	2.88	2.46	165	3.73	2.56
Are adaptable to Mauritania's specific development challenges and country circumstances*	103	4.83	2.56	189	6.01	2.49

*Significantly different between FY2015 and FY2018

	FY 2015			FY 2018		
	N	Mean	SD	N	Mean	SD
Overall, how significant a contribution do you believe the World Bank Group's knowledge work and activities make to development results in your country?*	123	5.75	2.81	216	6.62	2.39
Overall, how would you rate the technical quality of the World Bank Group's knowledge work and activities?*	118	6.17	2.62	217	6.84	2.33

(1-Not significant at all, 10-Very significant; 1-Very low technical quality, 10-Very high technical quality)

*Significantly different between FY2015 and FY2018

E. Working with the World Bank Group

To what extent do you agree/disagree with the following statements? (1-Strongly disagree, 10-Strongly agree)

	FY 2015			FY 2018		
	N	Mean	SD	N	Mean	SD
The World Bank Group disburses funds promptly*	99	3.91	2.71	183	4.97	2.72
The World Bank Group effectively monitors and evaluates the projects and programs it supports*	119	5.47	2.96	215	6.48	2.54
The World Bank Group's approvals and reviews are done in a timely fashion*	109	4.52	2.65	188	5.51	2.49
The World Bank Group's "Safeguard Policy" requirements are reasonable*	89	5.01	2.65	151	6.11	2.28
The World Bank Group's conditions on its lending are reasonable*	96	4.87	2.90	151	5.85	2.60
The World Bank Group takes decisions quickly in Mauritania*	97	4.13	2.58	176	5.24	2.49
Working with the World Bank Group increases Mauritania's institutional capacity*	112	5.63	2.90	215	6.65	2.39
Where country systems are adequate, the World Bank Group makes appropriate use of them*	85	5.65	2.76	177	6.84	2.50

*Significantly different between FY2015 and FY2018

**F. The Future Role of the World Bank Group in Mauritania**

When considering the combination of services that the World Bank Group offers in Mauritania, and taking into account its limited level of resources, which ONE of the following do you believe the World Bank Group should offer more of in Mauritania? (Select only ONE response)

Percentage of Respondents	FY 2015	FY 2018
Financial services	29.7%	24.3%
Knowledge products	25.0%	21.2%
Convening services	10.1%	13.5%
None of the above	3.4%	2.7%
The combination is appropriate for Mauritania	20.9%	27.8%
Don't know	10.8%	10.4%

G. Communication and Information Sharing

Are you aware of the World Bank Group's Access to Information Policies under which the World Bank Group discloses any information in its possession that is not on a list of exceptions?

Percentage of Respondents	FY 2015	FY 2018
Yes	19.3%	23.4%
No	80.7%	76.6%

Do you have reliable access to the Internet?*

Percentage of Respondents	FY 2015	FY 2018
Yes	81.4%	92.2%
No	18.6%	7.8%

*Significantly different between FY2015 and FY2018

Do you use/have you used the World Bank Group website?*

Percentage of Respondents	FY 2015	FY 2018
Yes	53.1%	63.9%
No	46.9%	36.1%

*Significantly different between FY2015 and FY2018

Do you currently consult the World Bank Group social media sites?

Percentage of Respondents	FY 2015	FY 2018
Yes	21.9%	23.9%
No	78.1%	76.1%

Which Internet connection do you use primarily when visiting a World Bank Group website?

Percentage of Respondents	FY 2015	FY 2018
Yes	75.8%	82.8%
No	24.2%	17.2%

Please rate how much you agree with the following statements. (1-Strongly disagree, 10-Strongly agree)

	FY 2015			FY 2018		
	N	Mean	SD	N	Mean	SD
I find the World Bank Group's websites easy to navigate	90	6.65	2.83	167	6.91	2.63
I find the information on the World Bank Group's websites useful*	79	6.67	2.36	175	7.41	2.29
The World Bank Group's social media channels are valuable sources of information about the institution*	49	5.57	2.89	129	7.35	2.48

*Significantly different between FY2015 and FY2018



Appendix F: Indicator Questions as a Function of Exposure to the World Bank Group

Indicator Question	Currently, do you professionally collaborate/work with the World Bank Group in your country?		Which of the following describes most of your exposure to the World Bank Group in Mauritania? (Choose no more than TWO)									
	Not collaborating with the WBG	Collaborating with the WBG	Observer		Use WBG reports/data		Engage in WBG activities		Collaborate		Use WBG website	
			No Mean	Yes Mean	No Mean	Yes Mean	No Mean	Yes Mean	No Mean	Yes Mean	No Mean	Yes Mean
Overall, please rate your impression of the World Bank Group's effectiveness in Mauritania.	5.33	6.99	6.51	5.08	6.32	6.07	6.35	6.12	5.44	6.87	6.28	6.16
Overall the World Bank Group currently plays a relevant role in development in Mauritania	5.79	7.44	7.13	5.37	6.79	6.76	6.68	6.94	5.86	7.42	6.79	6.73
The World Bank Group's work is aligned with what I consider the development priorities for Mauritania	5.47	6.72	6.52	5.02	6.32	5.96	6.19	6.31	5.44	6.78	6.21	6.34
Responsiveness to needs	4.89	6.23	5.87	4.94	5.80	5.35	5.68	5.70	4.99	6.23	5.62	6.00
Flexibility (in terms of the institution's products and services)	4.25	5.81	5.33	4.59	5.27	4.97	5.14	5.30	4.34	5.76	5.27	4.78
Flexibility (in terms of changing country circumstances)	4.59	6.03	5.53	5.07	5.48	5.35	5.56	5.26	4.89	5.85	5.40	5.65
Being inclusive	4.90	6.49	5.80	5.28	5.93	4.83	5.51	5.95	5.03	6.24	5.66	5.83
Openness (sharing data and other information)	5.50	7.05	6.64	5.39	6.51	6.02	6.44	6.29	5.62	6.96	6.28	6.87
Collaboration with the Government	7.26	7.69	7.54	7.62	7.58	7.47	7.74	7.23	7.15	7.89	7.49	7.82
The speed in which it gets things accomplished on the ground	4.85	6.30	5.81	4.84	5.65	5.52	5.73	5.43	4.76	6.23	5.62	5.60
Helping to bring discipline/effective supervision to implementation of investment projects	5.30	7.00	6.50	5.46	6.37	6.06	6.46	6.01	5.36	6.96	6.23	6.62
Collaboration with civil society	4.49	6.14	5.68	3.98	5.32	5.19	5.31	5.24	4.44	6.04	5.23	5.55
Staff accessibility	4.32	6.75	5.93	4.38	5.62	5.56	5.70	5.45	4.54	6.39	5.58	5.75
Collaboration with other donors and development partners	6.33	7.18	6.84	6.36	6.76	6.76	6.78	6.72	6.22	7.13	6.73	6.89
Collaboration with the private sector	4.52	5.95	5.44	4.61	5.16	5.52	5.34	5.14	4.56	5.91	5.29	5.17
Straightforwardness and honesty	5.70	7.25	6.95	5.35	6.74	6.37	6.73	6.52	5.85	7.25	6.53	7.16
Treating clients and stakeholders in Mauritania with respect	5.94	7.53	7.11	6.04	7.08	6.46	7.00	6.83	5.98	7.52	6.89	7.20
Being a long-term partner	7.18	8.17	7.82	7.44	7.86	7.39	7.62	7.96	7.33	8.05	7.73	7.83
To what extent does the World Bank Group's work help to achieve development results in Mauritania?	5.57	6.54	6.22	5.51	6.15	5.96	6.15	6.02	5.51	6.54	6.18	5.72
The World Bank Group's financial instruments meet the needs of Mauritania	4.90	6.38	6.01	4.56	5.75	5.62	5.66	5.81	5.07	6.25	5.64	6.05
The World Bank Group meets Mauritania's needs for knowledge services	5.05	6.17	5.78	5.10	5.72	5.37	5.72	5.51	5.10	6.07	5.55	6.00
The World Bank Group's knowledge work and activities are adaptable to Mauritania's specific development challenges and country circumstances	5.24	6.69	6.32	5.08	6.19	5.70	6.13	6.00	5.36	6.63	6.04	6.25
Overall, how significant a contribution do you believe the World Bank Group's knowledge work and activities make to development results in your country?	5.97	7.37	6.80	5.97	6.88	5.94	6.62	6.69	5.89	7.23	6.65	6.65
Overall, how would you rate the technical quality of the World Bank Group's knowledge work and activities?	6.04	7.60	7.16	6.02	7.02	6.69	6.92	6.96	6.32	7.44	6.92	7.03
The World Bank Group takes decisions quickly in Mauritania	4.36	5.77	5.43	4.04	5.25	5.12	5.20	5.25	4.61	5.66	5.22	5.19
Where country systems are adequate, the World Bank Group makes appropriate use of them	6.01	7.52	7.10	6.17	7.14	6.19	6.90	6.95	6.16	7.48	6.79	7.47

Yellow highlight indicates significant difference between Yes and No means.

Appendix G: Mauritania FY18 COS Questionnaire



World Bank Group Country Survey FY 2018 – Mauritania

The World Bank Group is interested in gauging the views of clients and partners who are either involved in development in Mauritania or who observe activities related to social and economic development. The following survey will give the World Bank Group's team that works in Mauritania, greater insight into how the Bank's work is perceived. This is one tool the World Bank Group uses to assess the views of its stakeholders, and to develop more effective strategies that support development in Mauritania.

A local independent firm has been hired to oversee the logistics of this survey. This ensures anonymity and confidentiality. We hope you'll be candid.

Finally, the survey relates to the World Bank Group's work. The World Bank Group consists of IBRD, IDA, IFC, MIGA, and ICSID. When responding to the survey, please consider the area of the World Bank Group with which you are most familiar.

To complete the survey, please circle/check the response that most accurately reflects your opinion. If you prefer not to answer a question, please leave it blank. If you feel that you do not have an adequate amount of information on a subject, please check "Don't know".

PLEASE NOTE: IN SOME CASES THE SURVEY WILL ASK FOR A SPECIFIC NUMBER OF RESPONSES. PLEASE DO NOT CHOOSE ANY MORE THAN REQUESTED. IF MORE RESPONSES ARE CHOSEN, DATA CANNOT BE INCLUDED IN ANALYSIS.

SECTION A: GENERAL ISSUES FACING MAURITANIA

A1. In general, would you say that Mauritania is headed in ... ?	
1	The right direction
2	The wrong direction
3	Not sure

A2. Listed below are a number of development priorities in Mauritania. Please identify which of the following you consider the most important development priorities in Mauritania. (Choose no more than THREE)			
1	Social protection (e.g., social safety nets and social registry)	15	Transport (e.g., roads, bridges, transportation)
2	Gender equity (closing the gap between women and men, and boys and girls)	16	Agriculture and rural development
3	Private sector development	17	Trade and exports
4	Education	18	Crime and violence (incl. terrorism risk)
5	Public sector governance/reform (i.e., government effectiveness, public financial management, public expenditure, fiscal system reform)	19	Natural resource management (e.g., fisheries, mining)
6	Global/regional integration	20	Climate change (e.g., mitigation, adaptation)
7	Food security	21	Poverty reduction
8	Urban development	22	Anti corruption
9	Energy	23	Judiciary reform
10	Water and sanitation	24	Economic growth
11	Pollution	25	Disaster risk management
12	Job creation/employment	26	Equality of opportunity (i.e., social inclusion)
13	Health	27	Access to land
14	Financial markets	28	Information and communications technology

**SECTION A: GENERAL ISSUES**

A3. Poverty reduction is a broad term that encompasses work in many different areas.

Which THREE areas of development listed below do you believe would contribute most to reducing poverty in Mauritania? (Choose no more than THREE)

1	Economic growth	15	Water and sanitation
2	Disaster risk management	16	Pollution
3	Equality of opportunity (i.e., social inclusion)	17	Job creation/employment
4	Access to land	18	Health
5	Information and communications technology	19	Financial markets
6	Social protection (e.g., social safety nets and social registry)	20	Public sector governance/reform (i.e., government effectiveness, public financial management, public expenditure, fiscal system reform)
7	Agriculture and rural development	21	Gender equity (closing the gap between women and men, and boys and girls)
8	Trade and exports	22	Private sector development
9	Crime and violence (incl. terrorism risk)	23	Education
10	Climate change (e.g., mitigation, adaptation)	24	Global/regional integration
11	Transport (e.g., roads, bridges, transportation)	25	Food security
12	Energy	26	Urban development
13	Anti corruption	27	Natural resource management (e.g., fisheries, mining)
14	Judiciary reform		

A4. The World Bank Group's "Shared Prosperity" goal captures two key elements, economic growth and equity. It will seek to foster income growth among the bottom 40 percent of a country's population. Improvement in the Shared Prosperity Indicator requires growth and well-being of the less well-off. When thinking about the idea of "shared prosperity" in your country, which of the following TWO best illustrate how this would be achieved in Mauritania? (Choose no more than TWO)

1	Greater access to health and nutrition for citizens
2	Better entrepreneurial opportunities (i.e., to start small and medium sized businesses)
3	A growing middle class
4	Better opportunity for the poor who live in rural areas
5	Better opportunity for the poor who live in urban areas
6	Consistent economic growth
7	More reliable social safety net
8	Greater access to micro-finance for the poor
9	Greater voice and participation for citizens to help ensure greater accountability
10	Education and training that better ensure job opportunity
11	Better quality public services
12	Better employment opportunities for young people
13	Better employment opportunities for women
14	Better connectivity and access to ICT
15	Better connectivity for secondary/intermediate cities (i.e., roads)
16	Other (please specify): _____

SECTION B: OVERALL ATTITUDES TOWARD THE WORLD BANK GROUP

B1. How familiar are you with the work of the World Bank Group in Mauritania?									
1	2	3	4	5	6	7	8	9	10
Not familiar at all								Extremely familiar	

B2. Overall, please rate your impression of the World Bank Group's effectiveness in Mauritania.										
1	2	3	4	5	6	7	8	9	10	<input type="checkbox"/>
Not effective at all								Very effective		Don't know

B3. To what extent do you believe the World Bank Group's staff is well prepared (e.g., skills and knowledge) to help Mauritania solve its most complicated development challenges?										
1	2	3	4	5	6	7	8	9	10	<input type="checkbox"/>
To no degree at all								To a very significant degree		Don't know

B4. When thinking about how the World Bank Group can have the most impact on development results in Mauritania, in which sectors do you believe the World Bank Group should focus most of its resources (financial and knowledge services) in Mauritania? (Choose no more than THREE)			
1	Energy	15	Judiciary reform
2	Water and sanitation	16	Economic growth
3	Pollution	17	Disaster risk management
4	Job creation/employment	18	Equality of opportunity (i.e., social inclusion)
5	Health	19	Access to land
6	Financial markets	20	Information and communications technology
7	Social protection (e.g., social safety nets and social registry)	21	Transport (e.g., roads, bridges, transportation)
8	Gender equity (closing the gap between women and men, and boys and girls)	22	Agriculture and rural development
9	Private sector development	23	Trade and exports
10	Education	24	Crime and violence (incl. terrorism risk)
11	Public sector governance/reform (i.e., government effectiveness, public financial management, public expenditure, fiscal system reform)	25	Natural resource management (e.g., fisheries, mining)
12	Global/regional integration	26	Climate change (e.g., mitigation, adaptation)
13	Food security	27	Poverty reduction
14	Urban development	28	Anti corruption

SECTION B: OVERALL ATTITUDES TOWARD THE WORLD BANK GROUP

B5. When thinking about the World Bank Group's role, which activity do you believe is of greatest VALUE and which activity is of second greatest value in Mauritania?			
		Greatest Value (Choose only ONE)	Second Greatest Value (Choose only ONE)
1	Bringing together different groups of stakeholders	<input type="checkbox"/>	<input type="checkbox"/>
2	Capacity development related to World Bank Group supported projects	<input type="checkbox"/>	<input type="checkbox"/>
3	Technical assistance	<input type="checkbox"/>	<input type="checkbox"/>
4	Policy advice, studies, analyses	<input type="checkbox"/>	<input type="checkbox"/>
5	Financial resources	<input type="checkbox"/>	<input type="checkbox"/>
6	Data and statistics	<input type="checkbox"/>	<input type="checkbox"/>
7	Promoting knowledge sharing	<input type="checkbox"/>	<input type="checkbox"/>
8	Implementation support	<input type="checkbox"/>	<input type="checkbox"/>
9	Mobilizing third party financial resources	<input type="checkbox"/>	<input type="checkbox"/>
10	Donor coordination	<input type="checkbox"/>	<input type="checkbox"/>
11	Other (please specify): _____	<input type="checkbox"/>	<input type="checkbox"/>

B6. Which of the following do you identify as the World Bank Group's greatest WEAKNESSES in its work in Mauritania? (Choose no more than TWO)	
1	Not willing to honestly criticize policies and reform efforts in the country
2	Staff too inaccessible
3	Not collaborating enough with private sector
4	Not adequately collaborating with organizations such as bilaterals, multilaterals, trust funds, UN agencies
5	Not aligned with country priorities
6	Not adequately sensitive to political/social realities in Mauritania
7	Too influenced by developed countries
8	World Bank Group's processes too slow
9	World Bank Group's processes too complex
10	Not exploring alternative policy options
11	Not sufficiently focused on results
12	Not in it for the long term
13	Its advice and strategies do not lend themselves to practical problem solving
14	Not collaborating enough with civil society (including NGOs, CBOs, beneficiary representatives)
15	Not enough public disclosure of its work
16	Arrogant in its approach
17	Inadequate World Bank Group's staffing in Mauritania
18	The credibility of its knowledge/data
19	Other (please specify): _____
20	Don't know

**SECTION B: OVERALL ATTITUDES TOWARD THE WORLD BANK GROUP**

B7. To what extent do you believe that the World Bank Group's work and support help the poorest in Mauritania? (Select only ONE response)

1	To a fully sufficient degree
2	To a somewhat sufficient degree
3	To a somewhat insufficient degree
4	To a very insufficient degree
5	Don't know

B8. How EFFECTIVE do you believe the following World Bank Group's instruments are in supporting the Mauritania Government's efforts to reduce poverty? (If you have NO exposure to/experience with the instruments listed below, please select "N/A")

		Not effective at all										Very effective	N/A
		1	2	3	4	5	6	7	8	9	10		
1	Investment Project Financing (IPF)	1	2	3	4	5	6	7	8	9	10		<input type="checkbox"/>
2	Development Policy Financing (DPF)	1	2	3	4	5	6	7	8	9	10		<input type="checkbox"/>
3	Trust funds and grants	1	2	3	4	5	6	7	8	9	10		<input type="checkbox"/>
4	MIGA Guarantees	1	2	3	4	5	6	7	8	9	10		<input type="checkbox"/>
5	IFC Investment Services	1	2	3	4	5	6	7	8	9	10		<input type="checkbox"/>
6	IFC Advisory Services	1	2	3	4	5	6	7	8	9	10		<input type="checkbox"/>

B9. In addition to the regular relations with the national government, which TWO of the following groups should the World Bank Group collaborate with more in your country? (Choose no more than TWO)

1	Beneficiaries	7	Academia/think tanks/research institutes
2	Youth/university groups	8	Parliament
3	Private sector	9	Foundations
4	Local government	10	Media
5	Donor community	11	Other (please specify): _____
6	NGOs/Community Based Organizations	12	Don't know

To what extent do you agree with the following statements about the World Bank Group's work in Mauritania?

		Strongly disagree										Strongly agree	Don't know
		1	2	3	4	5	6	7	8	9	10		
B10	Overall the World Bank Group currently plays a relevant role in development in Mauritania	1	2	3	4	5	6	7	8	9	10		<input type="checkbox"/>
B11	The World Bank Group's work is aligned with what I consider the development priorities for Mauritania	1	2	3	4	5	6	7	8	9	10		<input type="checkbox"/>

**SECTION B: OVERALL ATTITUDES TOWARD THE WORLD BANK GROUP**

To what extent is the World Bank Group an effective development partner in Mauritania, in terms of each of the following?												
		To no degree at all					To a very significant degree					Don't know
		1	2	3	4	5	6	7	8	9	10	
B12	Responsiveness to needs											<input type="checkbox"/>
B13	Flexibility (in terms of the institution's products and services)											<input type="checkbox"/>
B14	Flexibility (in terms of changing country circumstances)											<input type="checkbox"/>
B15	Being inclusive											<input type="checkbox"/>
B16	Openness (sharing data and other information)											<input type="checkbox"/>
B17	Collaboration with the Government											<input type="checkbox"/>
B18	The speed in which it gets things accomplished on the ground											<input type="checkbox"/>
B19	Helping to bring discipline/effective supervision to implementation of investment projects											<input type="checkbox"/>
B20	Collaboration with civil society											<input type="checkbox"/>
B21	Staff accessibility											<input type="checkbox"/>
B22	Collaboration with other donors and development partners											<input type="checkbox"/>
B23	Collaboration with the private sector											<input type="checkbox"/>
B24	Straightforwardness and honesty											<input type="checkbox"/>
B25	Treating clients and stakeholders in Mauritania with respect											<input type="checkbox"/>
B26	Being a long-term partner											<input type="checkbox"/>

B27. When World Bank Group assisted reform efforts fail or are slow to take place, which of the following would you attribute this to? (Choose no more than TWO)	
1	The World Bank Group does not provide the government with consistent support throughout the reform effort
2	Political pressures and obstacles
3	Reforms are not well thought out in light of country challenges
4	Poor coordination within the Government
5	There is an inadequate level of private sector participation and support
6	Poor donor coordination
7	The World Bank Group is not sensitive enough to political/social realities on the ground
8	Lack of/inadequate levels of capacity in Government
9	There is not an adequate level of citizen/civil society participation
10	Corruption
11	Poor coordination within the World Bank Group
12	Other (please specify): _____

SECTION C: WORLD BANK GROUP'S EFFECTIVENESS AND RESULTS

C1. In Mauritania, to what extent do the World Bank Group's financial resources, advice, and knowledge influence policy related to ... ?												
		To no degree at all					To a very significant degree					Don't know
1	Gender (i.e., closing the gap between women and men, and boys and girls)	1	2	3	4	5	6	7	8	9	10	<input type="checkbox"/>
2	The impact of climate change	1	2	3	4	5	6	7	8	9	10	<input type="checkbox"/>

C2. How EFFECTIVE do you believe the World Bank Group is in terms of the work it does in the following areas of development in Mauritania? (If you have NO exposure to/experience in working in any of the sectors listed below, please respond "Don't know")												
		Not effective at all					Very effective					Don't know
1	Social protection (e.g., social safety nets and social registry)	1	2	3	4	5	6	7	8	9	10	<input type="checkbox"/>
2	Gender equity (closing the gap between women and men, and boys and girls)	1	2	3	4	5	6	7	8	9	10	<input type="checkbox"/>
3	Private sector development	1	2	3	4	5	6	7	8	9	10	<input type="checkbox"/>
4	Education	1	2	3	4	5	6	7	8	9	10	<input type="checkbox"/>
5	Public sector governance/reform (i.e., government effectiveness, public financial management, public expenditure, fiscal system reform)	1	2	3	4	5	6	7	8	9	10	<input type="checkbox"/>
6	Global/regional integration	1	2	3	4	5	6	7	8	9	10	<input type="checkbox"/>
7	Food security	1	2	3	4	5	6	7	8	9	10	<input type="checkbox"/>
8	Urban development	1	2	3	4	5	6	7	8	9	10	<input type="checkbox"/>
9	Energy	1	2	3	4	5	6	7	8	9	10	<input type="checkbox"/>
10	Water and sanitation	1	2	3	4	5	6	7	8	9	10	<input type="checkbox"/>
11	Pollution	1	2	3	4	5	6	7	8	9	10	<input type="checkbox"/>
12	Job creation/employment	1	2	3	4	5	6	7	8	9	10	<input type="checkbox"/>
13	Health	1	2	3	4	5	6	7	8	9	10	<input type="checkbox"/>
14	Financial markets	1	2	3	4	5	6	7	8	9	10	<input type="checkbox"/>
15	Agriculture and rural development	1	2	3	4	5	6	7	8	9	10	<input type="checkbox"/>
16	Trade and exports	1	2	3	4	5	6	7	8	9	10	<input type="checkbox"/>
17	Natural resource management (e.g., fisheries, mining)	1	2	3	4	5	6	7	8	9	10	<input type="checkbox"/>
18	Climate change (e.g., mitigation, adaptation)	1	2	3	4	5	6	7	8	9	10	<input type="checkbox"/>
19	Poverty reduction	1	2	3	4	5	6	7	8	9	10	<input type="checkbox"/>
20	Anti corruption	1	2	3	4	5	6	7	8	9	10	<input type="checkbox"/>
21	Judiciary reform	1	2	3	4	5	6	7	8	9	10	<input type="checkbox"/>
22	Economic growth	1	2	3	4	5	6	7	8	9	10	<input type="checkbox"/>
23	Disaster risk management	1	2	3	4	5	6	7	8	9	10	<input type="checkbox"/>
24	Equality of opportunity (i.e., social inclusion)	1	2	3	4	5	6	7	8	9	10	<input type="checkbox"/>
25	Information and communications technology	1	2	3	4	5	6	7	8	9	10	<input type="checkbox"/>

SECTION C: WORLD BANK GROUP'S EFFECTIVENESS AND RESULTS

C3. To what extent does the World Bank Group's work help to achieve development results in Mauritania?												
1	2	3	4	5	6	7	8	9	10	<input type="checkbox"/>		
To no degree at all									To a very significant degree		Don't know	

To what extent do you agree with the following statements about the World Bank Group in Mauritania?														
		Strongly disagree										Strongly agree		Don't know
C4	The World Bank Group's financial instruments (i.e., investment lending, Development Policy Loan, Trust Funds, etc.) meet the needs of Mauritania	1	2	3	4	5	6	7	8	9	10	<input type="checkbox"/>		
C5	The World Bank Group meets Mauritania's needs for knowledge services (e.g., research, analysis, data, technical assistance)	1	2	3	4	5	6	7	8	9	10	<input type="checkbox"/>		

C6. How effectively does the World Bank Group help Mauritania to mobilize finance for development from private sector sources?												
1	2	3	4	5	6	7	8	9	10	<input type="checkbox"/>		
Not effectively at all									Very effectively		Don't know	

C7. As part of IDA18, the World Bank Group has expanded (or developed) a number of financial instruments to respond to challenges in IDA countries. These include the Crisis Response Window (CRW), Pandemic Emergency Finance Facility (PEF), Catastrophe Deferred Draw Down Option (CAT-DDO), and the Private Sector Window (PSW). In general, how familiar are you with these new or expanded financial instruments in Mauritania? (Select only ONE response)	
1	Very familiar
2	Somewhat familiar
3	Somewhat unfamiliar
4	Very unfamiliar
5	Don't know

How effectively does the World Bank Group support Mauritania's efforts ... ?														
		Not effectively at all										Very effectively		Don't know
C8	To build stronger domestic resource mobilization systems in the Government (e.g., tax collection)	1	2	3	4	5	6	7	8	9	10	<input type="checkbox"/>		
C9	To develop better and stronger data collection/analytics systems within the Government	1	2	3	4	5	6	7	8	9	10	<input type="checkbox"/>		
C10	To strengthen the country's crisis preparedness	1	2	3	4	5	6	7	8	9	10	<input type="checkbox"/>		

SECTION D: THE WORLD BANK GROUP'S KNOWLEDGE WORK AND ACTIVITIES (i.e., ANALYSIS, STUDIES, RESEARCH, DATA, REPORTS, CONFERENCES)

D1. How frequently do you consult World Bank Group's knowledge work and activities in the work you do?

1	Weekly
2	Monthly
3	A few times a year
4	Rarely
5	Never

In Mauritania, to what extent do you believe that the World Bank Group's knowledge work and activities:

		To no degree at all					To a very significant degree					Don't know
D2	Are timely	1	2	3	4	5	6	7	8	9	10	<input type="checkbox"/>
D3	Include appropriate level of stakeholder involvement during preparation	1	2	3	4	5	6	7	8	9	10	<input type="checkbox"/>
D4	Lead to practical solutions	1	2	3	4	5	6	7	8	9	10	<input type="checkbox"/>
D5	Are accessible (well written and easy to understand)	1	2	3	4	5	6	7	8	9	10	<input type="checkbox"/>
D6	Are source of relevant information on global good practices	1	2	3	4	5	6	7	8	9	10	<input type="checkbox"/>
D7	Are adequately disseminated	1	2	3	4	5	6	7	8	9	10	<input type="checkbox"/>
D8	Are translated enough into local language	1	2	3	4	5	6	7	8	9	10	<input type="checkbox"/>
D9	Are adaptable to Mauritania's specific development challenges and country circumstances	1	2	3	4	5	6	7	8	9	10	<input type="checkbox"/>

D10. Overall, how significant a contribution do you believe the World Bank Group's knowledge work and activities make to development results in your country?

1	2	3	4	5	6	7	8	9	10	<input type="checkbox"/>
Not significant at all					Very significant					Don't know

D11. Overall, how would you rate the technical quality of the World Bank Group's knowledge work and activities?

1	2	3	4	5	6	7	8	9	10	<input type="checkbox"/>
Very low technical quality					Very high technical quality					Don't know

SECTION E: WORKING WITH THE WORLD BANK GROUP

To what extent do you agree/disagree with the following statements?													
		Strongly disagree										Strongly agree	Don't know
		1	2	3	4	5	6	7	8	9	10		
E1	The World Bank Group disburses funds promptly											<input type="checkbox"/>	
E2	The World Bank Group effectively monitors and evaluates the projects and programs it supports											<input type="checkbox"/>	
E3	The World Bank Group's approvals and reviews are done in a timely fashion											<input type="checkbox"/>	
E4	The World Bank Group's "Safeguard Policy" requirements are reasonable											<input type="checkbox"/>	
E5	The World Bank Group's conditions on its lending are reasonable											<input type="checkbox"/>	
E6	The World Bank Group takes decisions quickly in Mauritania											<input type="checkbox"/>	
E7	Working with the World Bank Group increases Mauritania's institutional capacity											<input type="checkbox"/>	
E8	Where country systems (e.g., procurement, financial management, etc.) are adequate, the World Bank Group makes appropriate use of them											<input type="checkbox"/>	

SECTION F: THE FUTURE ROLE OF THE WORLD BANK GROUP IN MAURITANIA

F1. Which of the following SHOULD the World Bank Group do to make itself of greater value in Mauritania? (Choose no more than TWO)	
1	Offer more innovative knowledge services
2	Collaborate more effectively with Government clients (e.g., national, state, local)
3	Work faster
4	Reduce the complexity of obtaining World Bank Group financing
5	Help to bring discipline/effective supervision to implementation of World Bank Group projects
6	Collaborate more effectively with organizations such as bilaterals, multilaterals, trust funds, UN agencies
7	Offer more innovative financial products
8	Ensure greater selectivity in its work
9	Provide more adequate data/knowledge/statistics/figures on Mauritania's economy
10	Improve the competitiveness of its financing compared to markets (e.g., cost, timeliness, other terms)
11	Work more with civil society and beneficiary representatives
12	Increase the level of capacity development in the country
13	Leverage the private sector more (i.e., mobilize private sector development)
14	Improve the quality of its experts as related to Mauritania's specific challenges
15	Work more with private sector
16	Other (please specify): _____

F2. When considering the combination of services that the World Bank Group offers in Mauritania, and taking into account its limited level of resources, which ONE of the following do you believe the World Bank Group should offer more of in Mauritania? (Select only ONE response)	
1	Financial services
2	Knowledge products
3	Convening services
4	None of the above
5	The combination is appropriate for Mauritania
6	Don't know

SECTION F: THE FUTURE ROLE OF THE WORLD BANK GROUP IN MAURITANIA

F3. Please answer the following questions:		(Choose no more than THREE for each column)	
		A. Which THREE areas below would benefit most from the World Bank Group playing a leading role among international partners in Mauritania?	B. Which THREE areas below would benefit most from other donors in Mauritania?
1	Social cohesion	<input type="checkbox"/>	<input type="checkbox"/>
2	Public financial management	<input type="checkbox"/>	<input type="checkbox"/>
3	Reducing gender based violence	<input type="checkbox"/>	<input type="checkbox"/>
4	Crisis preparedness	<input type="checkbox"/>	<input type="checkbox"/>
5	Crisis response	<input type="checkbox"/>	<input type="checkbox"/>
6	Access to justice systems	<input type="checkbox"/>	<input type="checkbox"/>
7	Security mechanisms	<input type="checkbox"/>	<input type="checkbox"/>
8	Conflict resolution mechanisms	<input type="checkbox"/>	<input type="checkbox"/>
9	Support domestic resource mobilization	<input type="checkbox"/>	<input type="checkbox"/>
10	Access to basic services	<input type="checkbox"/>	<input type="checkbox"/>
11	Capacity of state institutions	<input type="checkbox"/>	<input type="checkbox"/>
12	Jobs	<input type="checkbox"/>	<input type="checkbox"/>
13	Improving livelihoods	<input type="checkbox"/>	<input type="checkbox"/>
14	Food security	<input type="checkbox"/>	<input type="checkbox"/>
15	Social safety nets	<input type="checkbox"/>	<input type="checkbox"/>
16	Stimulating dialogue to promote peace and stability	<input type="checkbox"/>	<input type="checkbox"/>

SECTION G: COMMUNICATION AND INFORMATION SHARING

G1. How do you get most of your information about economic and social development issues in Mauritania? (Choose no more than TWO)

1	Local radio	6	Internet
2	International radio	7	Periodicals
3	Social media (e.g., blogs, Facebook, Twitter, YouTube, Flickr)	8	International television
4	International newspapers	9	Local newspapers
5	Local television	10	Other (please specify): _____

G2. How would you prefer to receive information from the World Bank Group? (Choose no more than TWO)

1	World Bank Group's publications and other written materials	5	Direct contact with World Bank Group (i.e., face to face meetings/discussions)
2	e-Newsletters	6	World Bank Group's website
3	World Bank Group's seminars/workshops/conferences	7	Social media (e.g., blogs, Facebook, Twitter, YouTube, Flickr)
4	Mobile phones	8	Other (please specify): _____

G3	Are you aware of the World Bank Group's Access to Information Policies under which the World Bank Group discloses any information in its possession that is not on a list of exceptions?	Yes	No
G4	Do you have reliable access to the Internet?	Yes	No
G5	Do you use/have you used the World Bank Group website?	Yes	No
G6	Do you currently consult the World Bank Group social media sites (e.g., blogs, Facebook, Twitter, YouTube, and Flickr)?	Yes	No

G7. Which Internet connection do you use primarily when visiting a World Bank Group website?

1	High speed/WiFi
2	Dial-up

G8. How frequently do you consult the World Bank Group's website and/or social media channels (e.g., blogs, Facebook, Twitter, YouTube, Flickr) for information/knowledge that you can use in your work?

1	Weekly
2	Monthly
3	A few times a year
4	Rarely
5	Never

**SECTION G: COMMUNICATION AND INFORMATION SHARING**

Please rate how much you agree with the following statements.													
		Strongly disagree										Strongly agree	Don't know
G9	I find the World Bank Group's websites easy to navigate. <i>(Only answer if you have used a World Bank Group website)</i>	1	2	3	4	5	6	7	8	9	10	<input type="checkbox"/>	
G10	I find the information on the World Bank Group's websites useful. <i>(Only answer if you have used a World Bank Group website)</i>	1	2	3	4	5	6	7	8	9	10	<input type="checkbox"/>	
G11	The World Bank Group's social media channels (e.g., blogs, Facebook, Twitter, YouTube, Flickr) are valuable sources of information about the institution	1	2	3	4	5	6	7	8	9	10	<input type="checkbox"/>	

SECTION H: BACKGROUND INFORMATION

H1. Which of the following best describes your current position? (Select only ONE response)			
1	Office of the President, Prime Minister	11	NGO/Community Based Organization
2	Office of Minister	12	Media (press, radio, TV, web, etc.)
3	Office of Parliamentarian	13	Independent Government Institution (i.e., Regulatory Agency, Central Bank/oversight institution)
4	Employee of a Ministry, Ministerial Department or Implementation Agency	14	Trade Union
5	Project Management Unit (PMU) overseeing implementation of project/ Consultant/Contractor working on World Bank Group supported project/program	15	Faith-Based Group
6	Local Government Office or Staff	16	Youth Group
7	Bilateral/Multilateral Agency	17	Academia/Research Institute/Think Tank
8	Private Sector Organization	18	Judiciary Branch
9	Private Foundation	19	Other (please specify): _____
10	Financial Sector/Private Bank		

H2. Please identify the primary specialization of your work. (Select only ONE response)			
1	Water	12	Gender
2	Social protection and labor	13	Transport and ICT
3	Fragility, conflict and violence	14	Urban, rural, and social development
4	Environment and natural resources	15	Governance
5	Public-private partnerships	16	Poverty
6	Education	17	Jobs
7	Health, nutrition, and population	18	Agriculture
8	Energy and extractives	19	Climate change
9	Macroeconomics and fiscal management	20	Generalist (specialized in multiple sectors)
10	Trade and competitiveness	21	Other (please specify): _____
11	Finance and markets		

H3. Currently, do you professionally collaborate/work with the World Bank Group (IDA, IFC, or MIGA) in your country?	
1	Yes
2	No

H4. Which of the following agencies of the World Bank Group do you primarily engage with in Mauritania? (Select only ONE response)	
1	The World Bank (IDA)
2	The International Finance Corporation (IFC)
3	The Multilateral Investment Guarantee Agency (MIGA)
4	Other (please specify): _____

SECTION H: BACKGROUND INFORMATION

H5. Do your projects involve both the World Bank and the IFC?

(If YES please go to Question H6; If NO please go to H7)

1	Yes
2	No

H6. If yes, what was your view of how the two institutions work together in Mauritania?

(Select only ONE response)

1	The two institutions work well together
2	The way the two institutions work together needs improvement
3	The two institutions do not work well together
4	Don't know

H7. Which of the following describes most of your exposure to the World Bank Group in Mauritania?

(Choose no more than TWO)

1	Observer (i.e., follow in media, discuss in informal conversations, etc.)
2	Use World Bank Group reports/data
3	Engage in World Bank Group related/sponsored events/activities
4	Collaborate as part of my professional duties
5	Use World Bank Group website for information, data, research, etc.

H8. What's your gender?

1	Female
2	Male

H9. What's your age?

1	25 and under
2	26-35
3	36-45
4	46-55
5	56 and above

H10. Which best represents your geographic location?

1	Nouakchott
2	Outside Nouakchott (South and Senegal River Region)
3	Outside Nouakchott (North Region)
4	Outside Nouakchott (East Region)
5	Outside Nouakchott (West Region: Hodh Echargui, Hodh El Gharbi, Assaba)

Thank you for completing the survey!