

CHILD ASSESSMENTS – PECD 2011

MOTHER/GUARDIAN OF CHILD RESPONDENT				
A. M/G Respondent Name: _____				
B. Mother/Guardian ID: [][] [][] [][] [][]				
C. Has the M/G signed the PECD consent form yet?		Yes.... 1 >>Q1 No..... 2 IF NO, DO NOT PROCEED UNTIL THEY DO SO.		
D. Check here when the consent form has been signed.		<input type="checkbox"/>		
CHILD RESPONDENT IDENTIFICATION				
1. Name of participating child: _____		Refer to CBCC child listing but confirm correct spelling with M/G respondent.		
2. Nickname or other name: _____				
3. Child Respondent's ID: [][] [][] [][] [][]		NOTE: Obtain from supervisor or copy from M/G Qx.		
4. OUTCOME OF VISITS				
	Attempt 1	Attempt 2	Attempt 3	
a. Interviewer initials	[][] [][]	[][] [][]	[][] [][]	
b. Interviewer ID code	[][]	[][]	[][]	
c. Date of attempt	Fill date (dd/mm/yy) [][]/[][]/[][]	[][]/[][]/[][]	[][]/[][]/[][]	
LENGTH OF INTERVIEW	d. Time Interview Started (hh:mm): [][]:[][]	[][]:[][]	[][]:[][]	
	e. Time Interview Ended (hh:mm): [][]:[][]	[][]:[][]	[][]:[][]	
f. OVERALL Outcome	[][]	[][]	[][]	
1=COMPLETED 2=M/G REFUSED, GIVE REASON AT Q12 3=TEMPORARILY ABSENT 4=DISQUALIFIED, FAILED ALL PRACTICE EXAMPLES	TIME/DATE OF REVISIT Time: [][] Date: [][]/[][]/[][]	Time: [][] Date: [][]/[][]/[][]	Time: [][] Date: [][]/[][]/[][]	
5=OTHER, SPECIFY: _____				
g. Will another visit be attempted?	1 = Yes >> Next attempt 2 = No >> DONE. >>Q5	[][]	[][]	
5. Language of interview:	[][]	1=CHICHEWA 2=OTHER, SPECIFY: _____		
6. Test Outcomes	7. Who sat with the child respondent?		CODES for Q7: 1= M/G Respondent 2= CG from CBCC 3= No one 4= Other	
	[][] IF=4, specify: _____			
	[][] IF=4, specify: _____			
	[][] IF=4, specify: _____			
	[][] IF=4, specify: _____			
Leiter-R [][]	[][] IF=4, specify: _____			
MDAT [][]	[][] IF=4, specify: _____			
PPVT [][]	[][] IF=4, specify: _____			
Anthropometrics [][]	[][] IF=4, specify: _____			
QUESTIONNAIRE VERIFICATION	8. SUPERVISOR	9. LOGGED BY	10. ENTERED BY	11. VERIFIED BY
a. Initials:	[][] [][]	[][] [][]	[][] [][]	[][] [][]
b. ID Code:	[][]	[][]	[][]	[][]
c. Date:	[][]/[][]/[][]	[][]/[][]/[][]	[][]/[][]/[][]	[][]/[][]/[][]
12. COMMENTS REGARDING VISITS		Test Outcomes (Q6)		
		1=COMPLETED		
		2=PARTIONLY COMPLETED, EXPLAIN		
		3 =SKIPPED B/C CHILD FAILD TRAILS		
		4 =SKIPPED FOR OTHER REASON, EXPLAIN		

ANTHROPOMETRIC MEASUREMENTS			
Child's Date of Birth: [][] [][] day [][] [][] month [][] [][] year			
[][] [][] . [][] CM	HEIGHT #1	[][] [][] ID	RECORDER: ID
[][] [][] . [][] CM	HEIGHT #2	[][] [][]	RECORDER: INITIALS
[][] [][] . [][] CM	HEIGHT #3	[][] [][] ID	EXAMINER: ID
[][] [][] . [][] KG	WEIGHT #1	[][] [][]	EXAMINER: INITIALS
[][] [][] . [][] KG	WEIGHT #2	[][]	Scale Code
[][] [][] . [][] KG	WEIGHT #3	[][]	Stadiometer Code

LEITER SCORE SHEET

CHILD ID: [][][][][][][][]

	AS1	AS2	AS3	AS4
TOTAL MARKS				
NUMBER CORRECT MARKS				
NUMBER ERRORS				

* To compute number of errors, subtract number of correct marks from total marks

	AS5	AS6	AS7	AS8
TOTAL MARKS				
NUMBER CORRECT MARKS				
NUMBER ERRORS				

* To compute number of errors, subtract number of correct marks from total marks

PPVT-4 RECORD FORM

CHILD ID: [] [] [] [] [] []

CHILD'S NAME:

TRAINING ITEMS (Final answer by child)

A1	mwana	1	2	3	4	NR
A2	galimoto	1	2	3	4	NR
A3	somba	1	2	3	4	NR
A4	sweet	1	2	3	4	NR
B1	kusamba	1	2	3	4	NR
B2	kukhala	1	2	3	4	NR
B3	kulira	1	2	3	4	NR
B4	kubisala	1	2	3	4	NR

(NR= No Repsone)

☐ Child failed training items >> NEXT CHILD ASSESSMENT

SET 1

1	mphaka	1	2	3	4	NR
2	papaya	1	2	3	4	NR
3	baluni	1	2	3	4	NR
4	dzanja	1	2	3	4	NR
5	ndege	1	2	3	4	NR
6	mbalame	1	2	3	4	NR
7	mtengo	1	2	3	4	NR
8	tebulo	1	2	3	4	NR
9	kumwa	1	2	3	4	NR
10	chule/nanchidwe	1	2	3	4	NR
11	ndalama	1	2	3	4	NR
12	ambulera	1	2	3	4	NR

SET 2

13	kuthamanga	1	2	3	4	NR
14	windo	1	2	3	4	NR
15	khosi	1	2	3	4	NR
16	kuyankhula	1	2	3	4	NR
17	blue	1	2	3	4	NR
18	chala	1	2	3	4	NR
19	nyowe/katope	1	2	3	4	NR
20	kusambira	1	2	3	4	NR
21	circle	1	2	3	4	NR
22	kalata	1	2	3	4	NR
23	hamala	1	2	3	4	NR
24	kandulo	1	2	3	4	NR

SET 3

25	mbendera	1	2	3	4	NR
26	geti	1	2	3	4	NR
27	khumudwa	1	2	3	4	NR
28	kujowa	1	2	3	4	NR
29	chomera	1	2	3	4	NR
30	kangaroo	1	2	3	4	NR
31	keke/cake	1	2	3	4	NR
32	sewero/game	1	2	3	4	NR
33	balani	1	2	3	4	NR
34	kulemba	1	2	3	4	NR
35	mphete	1	2	3	4	NR
36	mlimi	1	2	3	4	NR

SET 4




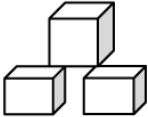










37	zipi	1	2	3	4	NR
38	chisa	1	2	3	4	NR
39	phiri	1	2	3	4	NR
40	chitoliro	1	2	3	4	NR
41	pear	1	2	3	4	NR
42	yasamula/yadamula	1	2	3	4	NR
43	mbozi	1	2	3	4	NR
44	chibwano	1	2	3	4	NR
45	kuthira	1	2	3	4	NR
46	chokongoretsedwa	1	2	3	4	NR
47	triangle	1	2	3	4	NR
48	desiki	1	2	3	4	NR

SET 5

49	bondo	1	2	3	4	NR
50	bulu	1	2	3	4	NR
51	kuyeza	1	2	3	4	NR
52	chachikulu	1	2	3	4	NR
53	siliva/coin	1	2	3	4	NR
54	nungu	1	2	3	4	NR
55	kung'amba	1	2	3	4	NR
56	rectangle	1	2	3	4	NR
57	kudzadza	1	2	3	4	NR
58	munthu ogwira ntchito mu chombo	1	2	3	4	NR
59	sitima ya pa nyanja	1	2	3	4	NR
60	mbedza	1	2	3	4	NR


Malawi PECD Baseline

FINE MOTOR/VISUOPERCEPTION Child ID: _____

<p>23. Amapanga chipirara cha miyala isanu ndi imodzi</p> 	<p>22. Amapanga chipirara cha miyala inayi</p> 	<p>20. Amapanga chipirara cha miyala iwiri</p> 	<p>30. Amapanga mlatho</p> 	<p>35. Amapanga mlatho waung'ono ndi mabuloko asanu ndi imodzi</p> 
<p>36. Amapanga masitepe.</p> 	<p>24. Amaika mapegi asanu ndi atatu mu mabowo a bolodi mwanthawi yosapyola mphindi ziwiritheka la mphindi (<30s)</p> 	<p>21. Amaika mapegi asanu ndi atatu mu mabowo a bolodi mwanthawi yosapyola mphindi ziwiri (< 2 min)</p> 	<p>28. Amasankha mtengo wautali pa unzake pamaulendo atatu) "Wautali ndi uti?"</p> 	<p>29. Amatha kuzindikira bokosi lomwe liri lolemera kuposa linzake? "Lolemera koposa liti"</p> 
<p>37. Ugwiritse ntchito zivindikilo za mabotolo izi pomanga chofanana ndi chimene ndamangachi</p> <p>G R</p> <p>R G</p> <p>Can try 2 times</p>	<p>38. Ugwiritse ntchito zivindikilo za mabotolo izi pomanga chofanana ndi chimene ndamangachi</p> <p>G R</p> <p>R R</p> <p>R G</p> <p>Can try 2 times</p>	<p>33. Amatha kukopela mtanda</p> 	<p>27. Amatha kujambula mzere wowongoka</p> 	<p>34. Amatha kukopela "square"</p> 
<p>32. Amatha kukopela mzere ozungulira mpata</p> 	<p>41. Takopera chilembo ichi</p> <p>E C A M J H</p> <p>3 or more letters</p>	<p>40 Takopera chilembo ichi</p> <p>E C A M J H</p> <p>2 letters</p>	<p>39. Takopera chilembo ichi</p> <p>E C A M J H</p> <p>1 letter</p>	

**Malawi PECD Baseline
LANGUAGE/HEARING**

CHILD ID: _____

Malawi PECD Baseline LANGUAGE/HEARING CHILD ID: _____			20. Mwana amadziwa dzina lake (amatha kutchula dzina lake)	21. Amazindikira ntchito ya zinthu monga “Chodyera phala ndi chiti?”. “Chosesera ndi chiti?” “Chomwera madzi ndi chiti?”
23. Amatchula maina a zinthu zimene zili m’bokosi. Kumfunsa mwana kuti ichi ndichani?” Named at least 10	22. Amazindikira zinthu monga ... njinga, sipuni, kapu, mpira, galimoto, mbale. Kumuuza kuti..... “Ndi patse.....” More than 10 recognised	26. Funsani....Umatani ndi njinga? Umatani ndi pensulo? Pamafunika mayankho monga, timakwera njinga, timajambulira zithuzi, timamwera madzi.	25. Amatha kupanga zinthu zitatu zimene wauzidwa, monga “ imilira, womba mmanja ndi pita uko.....”	24. Kumunfunsa mwana... “Ndiuze zinthu zimene umadya...” or “Ndiuze nyama zimene umadziwa....”
28. Fusani... Umatani ukamva njala? Umantani ukatopa? Umatani ukamva kuzizira?	29. Amadziwa yankno la funso monga “kodi galimoto ndi njinga chimathamanga kwambiri ndi chiani?”	31.. Mufunse mwana aike – PANSI, PAMWAMBA, KUSELI, PAKATI..... *Angathe kuchita zinthu zitatu mwa zinthu zimene zili pamwambapa. 	32. Amadziwa mawu otsutsana a zinthu monga, “abambo ndi aakulu, mwana ndi.....” “moto uli wothenta, madzi ndiwo.....” “Ngati dzuwa lituluka masana mwezi, utuluka (must do 2 of 3 of these)	35. Amadziwa kuchuluka kwa zinthu zokwana khumi. Mwachitsanzo ukafunsa kuti izi ndi zingati... Can count up to TEN bricks
34. Amadziwa kuchuluka kwa zinthu zokwana zisanu. Mwachitsanzo ukafunsa kuti izi ndi zingati.... Can count up to FIVE bricks	33. Amadziwa kuchuluka kwa zinthu zokwana ziiatu. Mwachitsanzo ukafunsa kuti izi ndi zingati... Can count up to THREE bricks.	36. Amadziwa yankho la funso monga “uli ndi zaka zingati?	37. Kodi ichi ndi cha mtundu wanji? Red	38. Kodi ichi ndi cha mtundu wanji? Blue
39. Kodi ichi ndi cha mtundu wanji? Yellow	40. Kodi ichi ndi cha mtundu wanji? Green	43. Tandiwuze chilembo ichi ndi chiani? Names 3 or more letters in name	42. Tandiwuze chilembo ichi ndi chiani? Names 2 letters in name	41. Tandiwuze chilembo ichi ndi chiani? Names 1 letter in name

Child Observations

COMPLETE THIS FORM AFTER ALL TESTS HAVE BEEN ADMINISTERED

Based on your observation of the child respondent, complete the following section.

Note: Do not consult the M/G or caregiver to complete any of the questions below; responses are based on enumerator observations only.

DOES THE PRIMARY CHILD HAVE....

1	DIRTY HANDS?	Yes 1 No 2
2	SOIL OR MUD IN FINGER NAILS?	Yes 1 No 2
3	A DIRTY FACE?	Yes 1 No 2
4	A POTBELLY?	Yes 1 No 2

IS THE PRIMARY CHILD...

5	WEARING SHOES?	Yes 1 No 2
6	WEARING CLOTHES?	Yes 1 No 2 >>Q8
7	ARE THE CLOTHES DIRTY?	Yes 1 No 2

DURING THE ADMINISTRATION, [NAME]....

		Never or rarely	Some of the time	Most of the time
8	Smiled, laughed	1	2	3
9	Was easy to engage in tasks (i.e., paid attention and cooperated with requests and instructions)	1	2	3
10	Showed little interest in tasks	1	2	3
11	Generally showed enthusiasm, excitement; enjoyed tests	1	2	3
12	Was easily distracted from test activities (by noises, other people, etc.)	1	2	3
13	Had difficulty transitioning from one item or test to the next one (i.e., did not want to give back materials; his/her attention would wander and you would have to re-engage them or request that they pay attention again, etc.)	1	2	3
14	Was slow to start working on a new item or task (i.e., although attentive and cooperative, child holds back a little before putting all efforts toward the task at hand)	1	2	3
15	Fidgeted or squirmed, but still focused on the tasks	1	2	3
16	Was shy; rarely spoke, but paid attention and complied with test instructions	1	2	3
17	Was withdrawn; avoided eye contact and was reluctant to perform the tasks.	1	2	3
18	Was moving around a lot, to the point where it disrupted completing tasks	1	2	3
19	Told you that they could not perform a task or activity requested	1	2	3
20	Lost focus or attention during a task (i.e., mind seemed to wander)	1	2	3
21	Became anxious or uncomfortable when presented with items that were very difficult	1	2	3
22	Refused to complete a task or test	1	2	3