

FY 2018 Sudan Country Opinion Survey Report

THE WORLD BANK GROUP

Public Opinion Research Group



WORLD BANK GROUP

October 2018



Acknowledgements

The Sudan Country Opinion Survey is part of the Country Opinion Survey Program series of the World Bank Group. This report was prepared by the Public Opinion Research Group (PORG), led by Sharon Felzer (Senior Communications Officer, Head of PORG). Svetlana Markova, Jessica Cameron, and Antonina Redko oversaw design, reporting, and analysis. Dania Mendoza, Noreen Wambui, and Irina Popova provided data support. PORG acknowledges the significant contribution from the Sudan country team and the independent fielding agency Mamoun Beheiry Centre for Economic, Social Studies and Research in Africa. In particular, PORG is grateful for the support from Fareed M. A. Hassan (Consultant) who coordinated the survey related activities from Khartoum, Sudan.



Country Opinion Surveys
THE WORLD BANK GROUP



Table of Contents

I. Objectives	3
II. Methodology.....	3
III. Demographics of the Sample.....	4
V. General Issues Facing Sudan.....	8
VI. Overall Attitudes toward the World Bank Group.....	13
VII. Sectoral Effectiveness.....	19
VIII. How the World Bank Group Operates	23
IX. World Bank Group's Knowledge and Instruments	29
X. World Bank Group's Response to the Refugee Crisis.....	32
XI. The Future Role of the World Bank Group in Sudan	35
XII. Communication and Outreach	43
XIII. Appendices.....	47





I. Objectives

This survey was designed to assist the World Bank Group (WBG) in gaining a better understanding of how stakeholders in Sudan perceive the WBG. The survey explored:

- *General Issues Facing Sudan*
- *Overall Attitudes toward the World Bank Group*
- *World Bank Group's Effectiveness and Results*
- *The World Bank Group's Knowledge Work and Activities*
- *Working with the World Bank Group*
- *The Future Role of the World Bank Group in Sudan*
- *Communication and Information Sharing*
- *Background Information*

II. Methodology

From February to June 2018, 461 stakeholders of the WBG in Sudan were invited to provide their opinions on the WBG's work in the country by participating in a Country Opinion Survey. Participants were drawn from the Office of the President, Prime Minister; office of a Minister; office of a Parliamentarian; ministries/ministerial departments/implementation agencies; Project Management Units (PMUs) overseeing implementation of WBG projects; consultants/contractors working on WBG-supported projects/programs; local governments; bilateral and multilateral agencies; private sector organizations; private foundations; the financial sector/private banks; NGOs and community-based organizations; the media; independent government institutions; trade unions; faith-based groups; youth groups; academia/research institutes/think tanks; the judiciary branch; and other organizations.

A total of 430 stakeholders participated in the survey (93% response rate). Respondents either received and completed the questionnaires via the online survey platform Qualtrics or completed the questionnaires with a representative from the local fielding agency.

Every country that engages in the Country Opinion Survey (COS) must include specific indicator questions that will be aggregated for the World Bank Group's annual Corporate Scorecard. These questions are identified throughout the survey report.

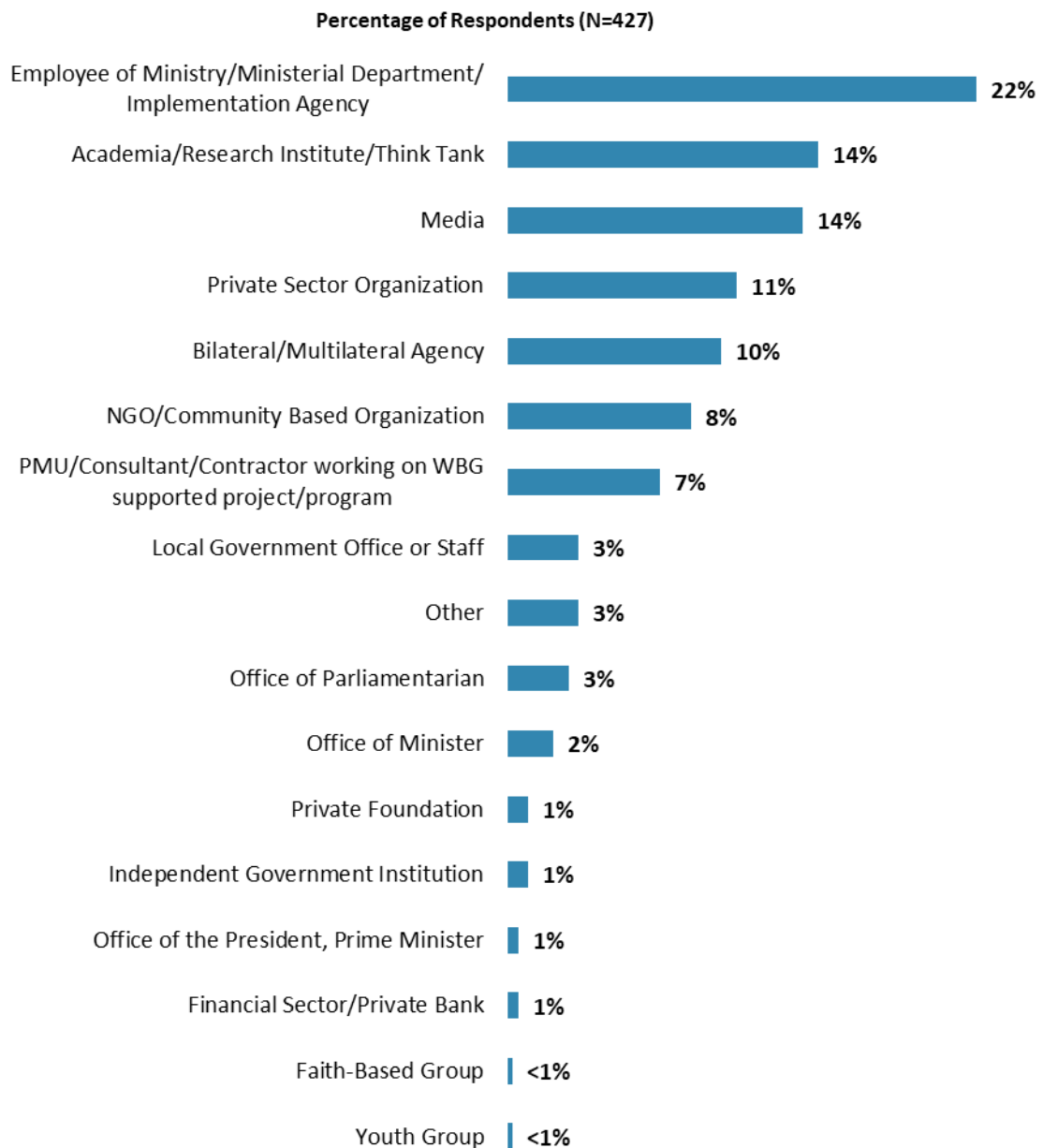
The results in this year's Country Survey were compared to those in the Country Survey conducted in FY'15 (response rate was 62%, N=273). Data were weighted to reach the same stakeholder composition in both years, which allows for year comparisons. Stakeholder groups which were not present in both fiscal years were not included in the comparison. Respondents who belonged to the "other" stakeholder category were not included either. As a result, mean ratings, percentages of respondents, and the total number of respondents in both years are slightly different from those of the original data reported in the FY'15 COS report and the non-weighted data presented in appendices A, B, C, D, and F. For the weighted stakeholder breakdown and year comparison results, please refer to Appendix E (page 102).



III. Demographics of the Sample

Current Position

- For further analyses, respondents from the Office of the President/Prime Minister were combined with respondents from the office of a minister; respondents from the financial sector/private banks were combined with those from private sector organizations; respondents from NGOs/community based organizations, private foundations, faith-based groups, and youth groups were combined in the “CSO” category; and the small number of respondents from independent government institutions were included in the “Other” category. There were no respondents from trade unions and the judiciary branch.

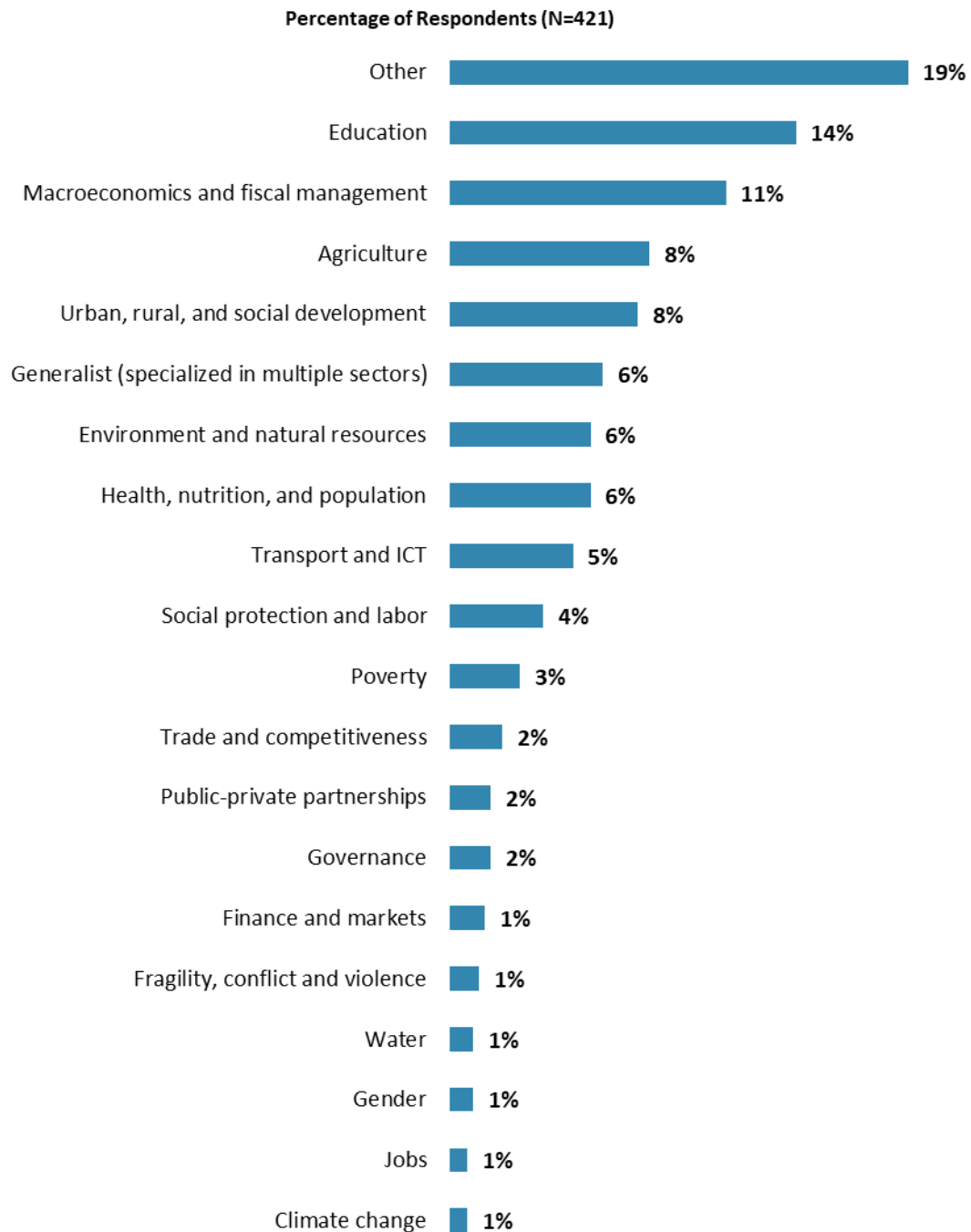


“Which of the following best describes your current position?” (Respondents chose from a list.)



III. Demographics of the Sample (continued)

Area of Primary Specialization



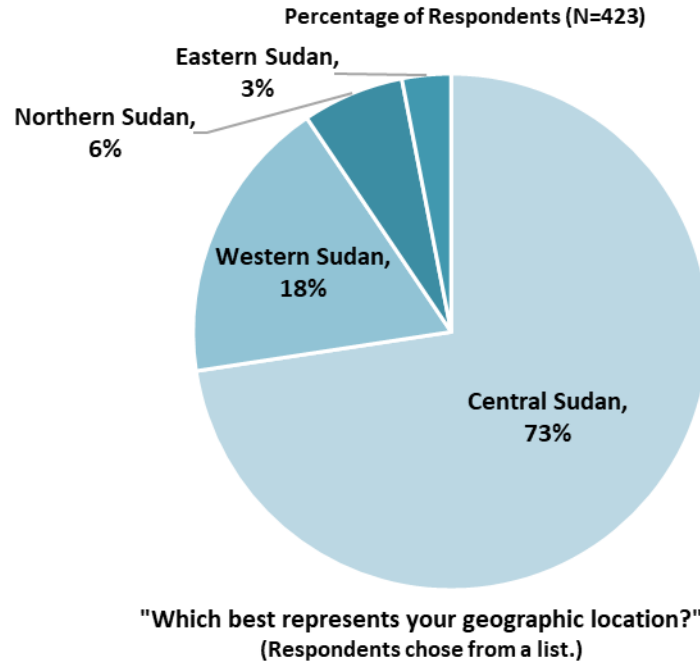
"Please identify the primary specialization of your work." (Respondents chose from a list.)



III. Demographics of the Sample (continued)

Geographic Locations

- For further analyses, the small number of respondents from Northern Sudan and Eastern Sudan were combined. Geographic location comparisons can be found in Appendix C (page 92).

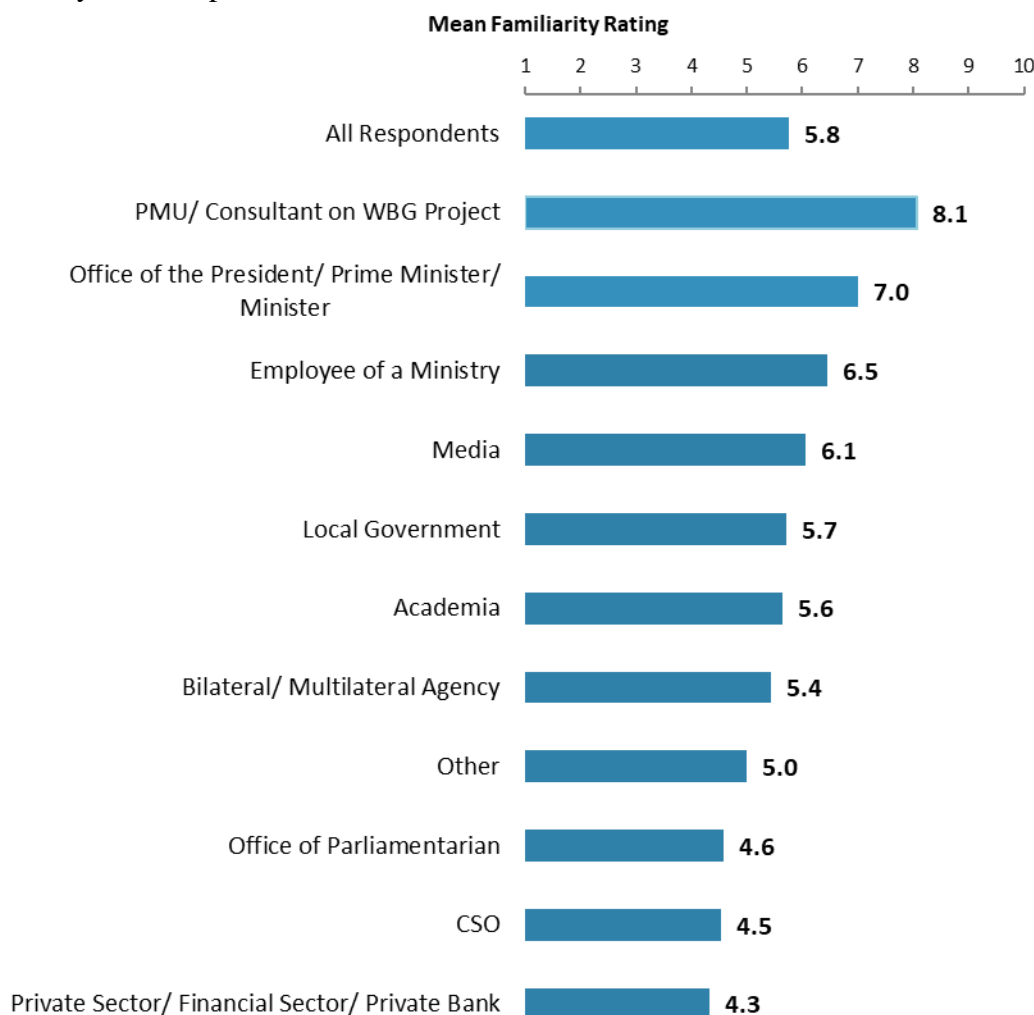




III. Demographics of the Sample (continued)

Familiarity with the World Bank Group

- **Year comparison:** Respondents in this year's Country Survey and the FY'15 Country Survey had statistically similar levels of familiarity with the WBG (weighted mean in FY'18 = 5.8; weighted mean in FY'15 = 6.1)¹.
- Respondents' levels of familiarity with the WBG were significantly, strongly correlated with their ratings of the WBG's overall effectiveness in Sudan, and significantly, moderately correlated with their ratings of the extent to which the WBG plays a relevant role in development in Sudan and the extent to which the WBG contributes to the country's development results.



"How familiar are you with the work of the World Bank Group in Sudan?"
(1 - "Not familiar at all", 10 - "Extremely familiar")

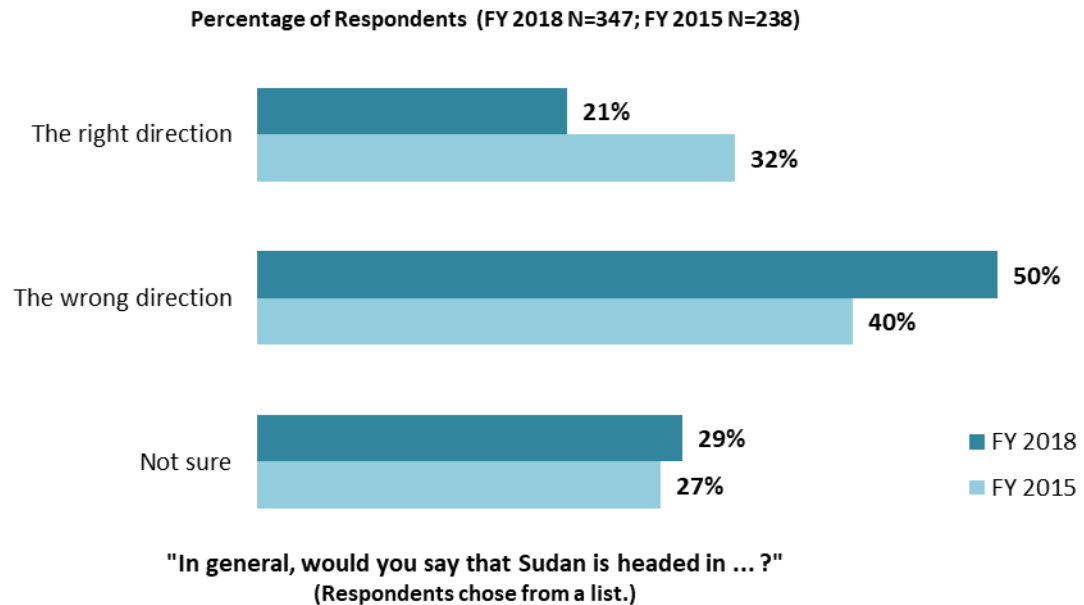
¹ Please refer to Appendix E (page 102) for more details on weighting. The means in the chart were calculated based on un-weighted data.



IV. General Issues Facing Sudan

Headed in the Right Direction²

- **Year comparison:** This year's respondents were significantly less likely to believe that Sudan is headed in the right direction compared to respondents in the FY'15 Country Survey.



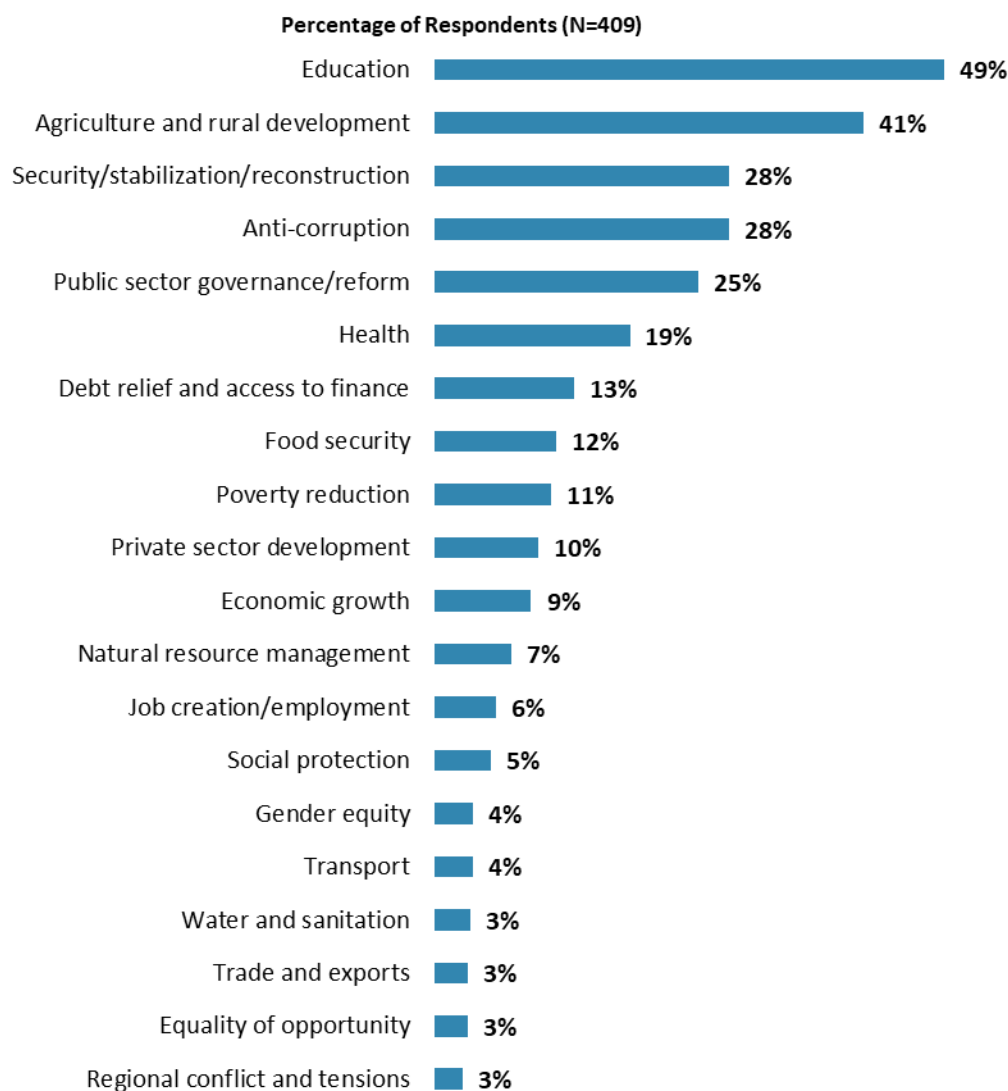
² Percentages presented in the chart were calculated based on weighted data from FY'18 and FY'15.



IV. General Issues Facing Sudan (continued)

Development Priority

- **Year comparison:** Respondents in the previous FY'15 Country Survey indicated that the most important development priorities in Sudan were “*security/stabilization/reconstruction*” (40%), “*education*” (28%), and “*food security*” (24%).
- **Specialization:** Respondents who identified their primary specialization of work as “*education*” (14% of the sample) were significantly *more* likely to indicate that “*education*” was the most important development priority in Sudan, compared to the rest of respondents in other areas of work (education specialists = 75%; others = 45%).



"Listed below are a number of development priorities in Sudan. Please identify which of the following you consider the most important development priorities in Sudan. (Choose no more than THREE)" (Respondents chose from a list. Responses combined. Top 20 out of 34 response options shown.)

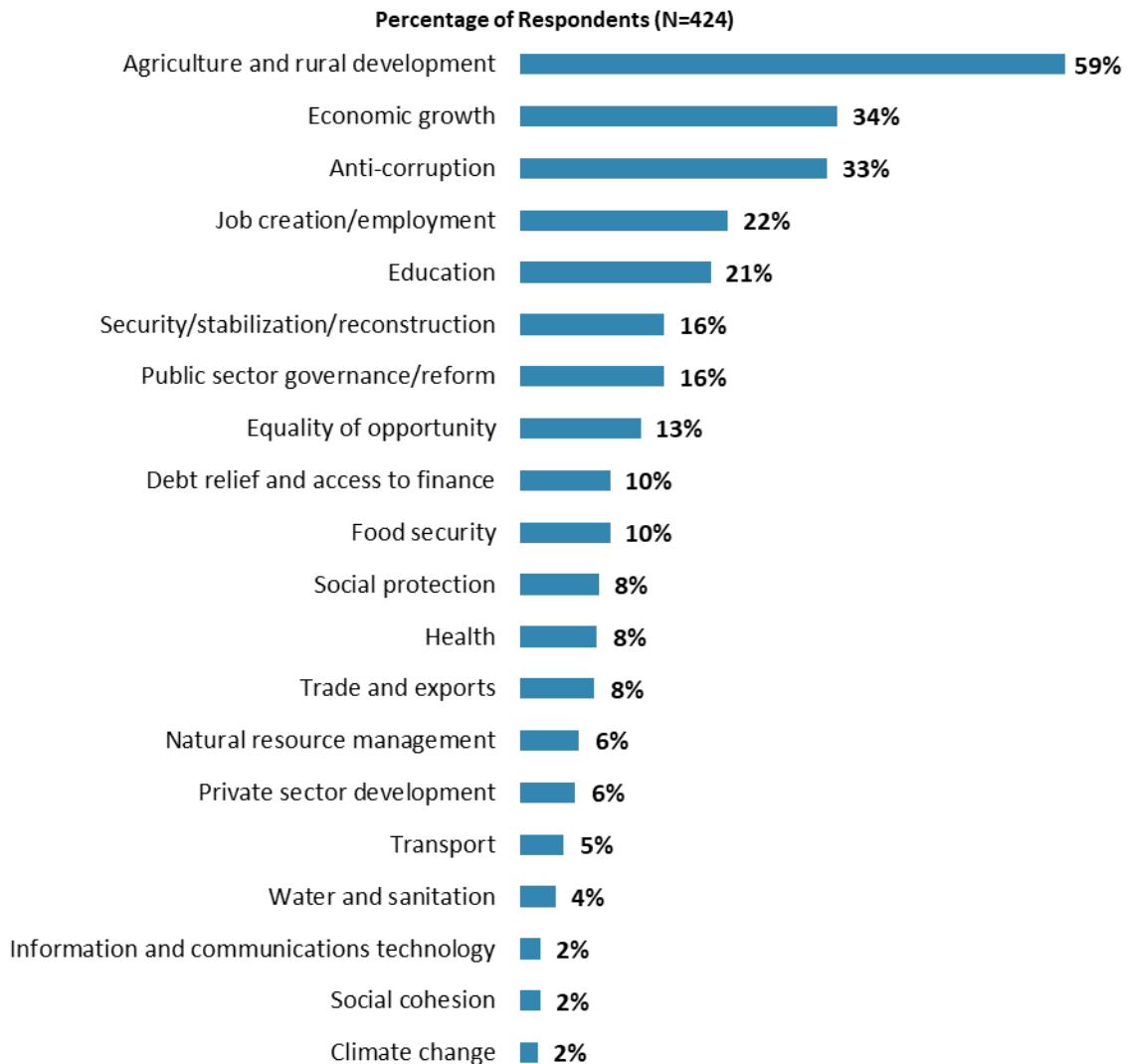
* When more than 10% of the sample are respondents from a particular sector (see the full list of specialized areas in question H2 in Appendix F), analyses are done to see these respondents' views about the development priorities in the country.



IV. General Issues Facing Sudan (continued)

What Would Contribute Most to Reducing Poverty

- **Year comparison:** Respondents in the previous FY'15 Country Survey indicated that the biggest contributors to poverty reduction in Sudan were “*rural development*” (32%), “*security/stabilization/reconstruction*” (32%), and “*economic growth*” (31%).
- **Specialization:** Respondents who identified their primary specialization of work as “*education*” were significantly *more* likely to indicate that “*education*” was the biggest contributor to poverty reduction in Sudan, as compared to the rest of respondents in other areas of work (education specialists = 35%; others = 18%).



"Poverty reduction is a broad term that encompasses work in many different areas. Which THREE areas of development listed below do you believe would contribute most to reducing poverty in Sudan? (Choose no more than THREE)" (Respondents chose from a list. Responses combined. Top 20 out of 33 response options shown.)

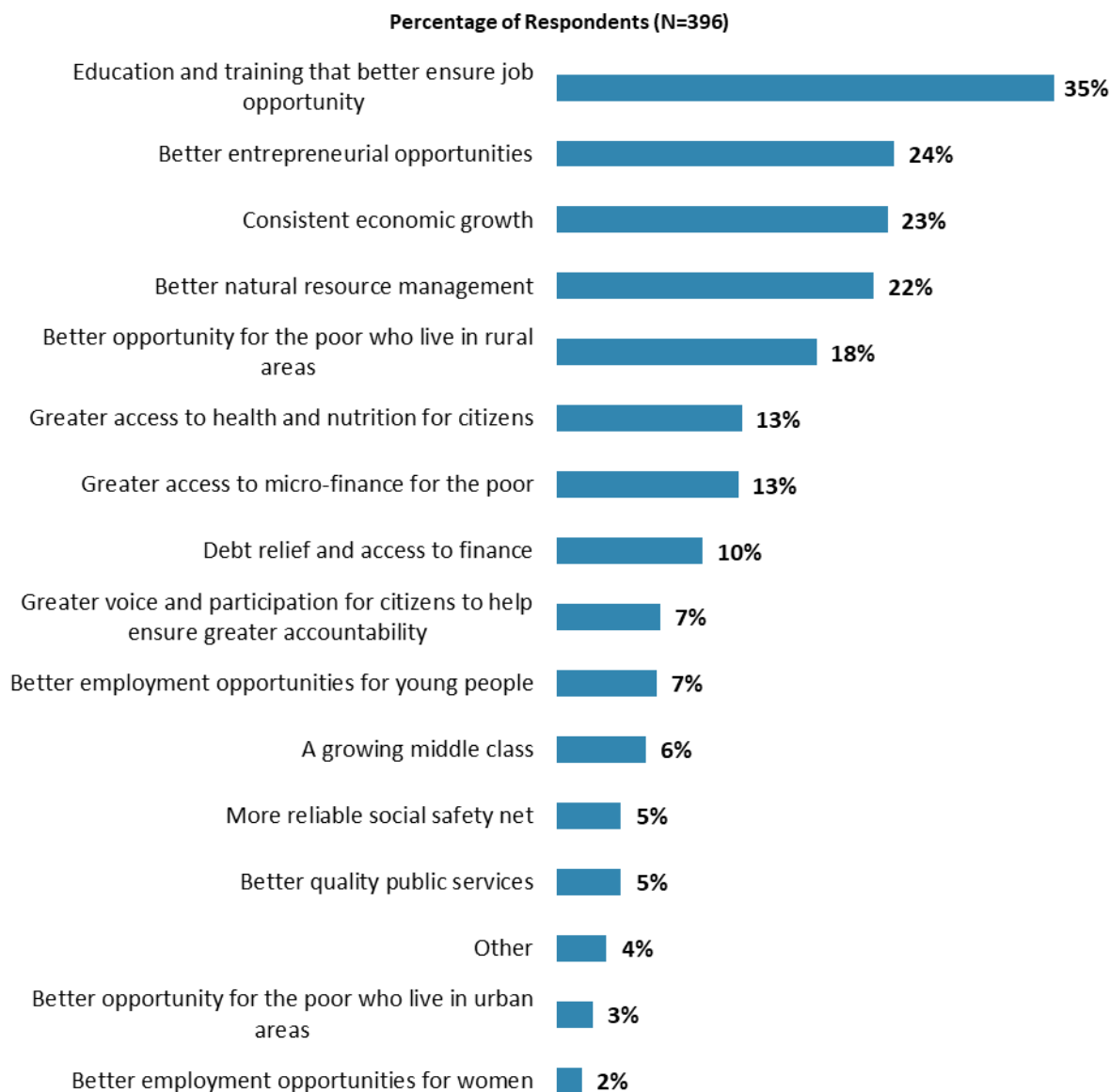
* When more than 10% of the sample are respondents from a particular sector (see the full list of specialized areas in question H2 in Appendix F), analyses are done to see these respondents' views about the areas of development that would contribute most to reducing poverty.



IV. General Issues Facing Sudan (continued)

Factors Contributing to “Shared Prosperity”

- **Year comparison:** In the previous FY’15 Country Survey, respondents indicated that shared prosperity in Sudan can be best achieved through “*greater access to micro-finance for the poor*” (30%).

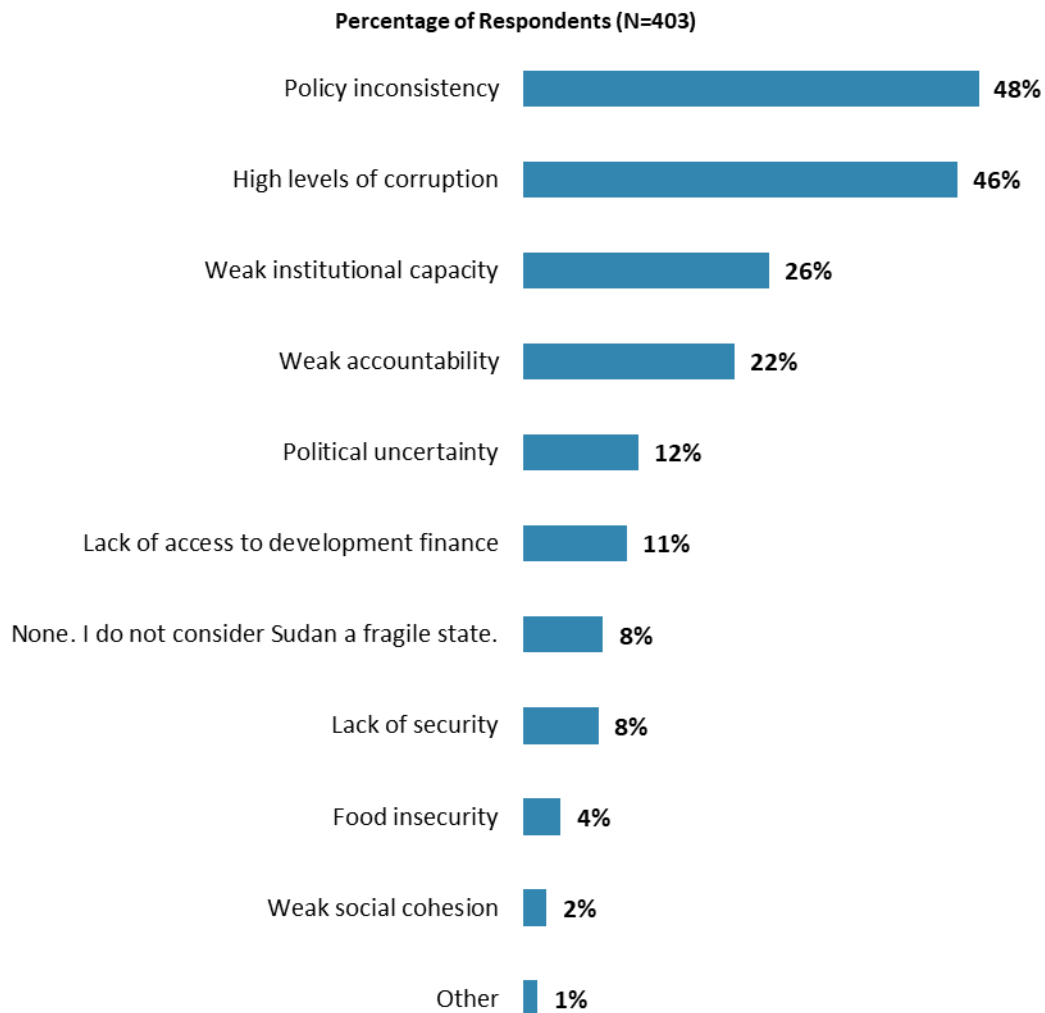


"The World Bank Group's "Shared Prosperity" goal captures two key elements, economic growth and equity. It will seek to foster income growth among the bottom 40 percent of a country's population. Improvement in the Shared Prosperity Indicator requires growth and well-being of the less well-off. When thinking about the idea of "shared prosperity" in your country, which of the following TWO best illustrate how this would be achieved in Sudan? (Choose no more than TWO)"
(Respondents chose from a list. Responses combined.)



IV. General Issues Facing Sudan (continued)

Sudan as a Fragile State



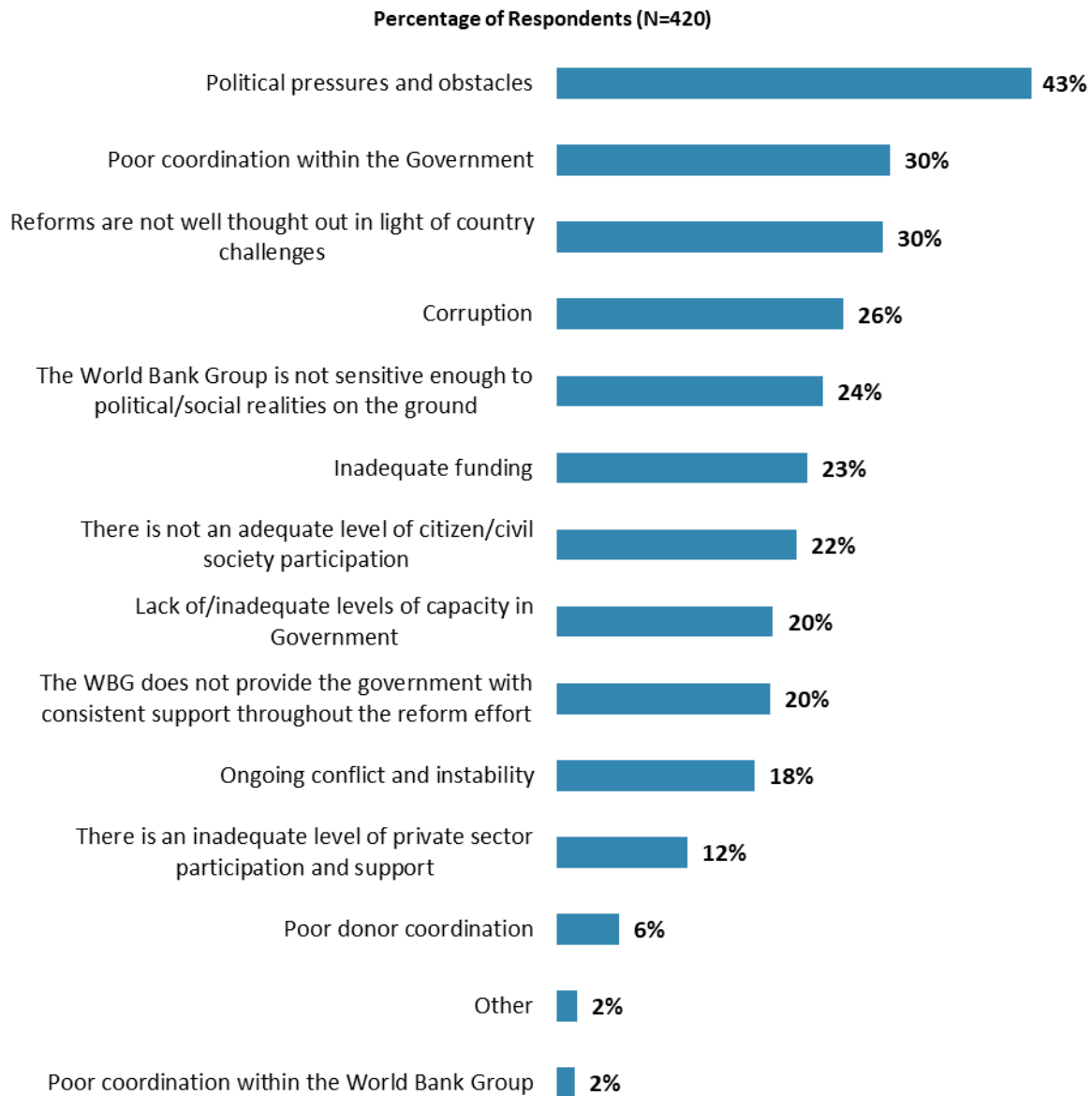
“When considering the characteristics of a fragile state, please identify which of the following best illustrate fragility in Sudan. (Choose no more than TWO)”
(Respondents chose from a list. Responses combined.)



V. Overall Attitudes toward the World Bank Group

Attributing Failed/Slow Reform Efforts

- **Year comparison:** Respondents in the previous FY'15 Country Survey most often attributed failed or slow WBG assisted reform efforts to that “*there is not an adequate level of citizen/civil society participation*” (50%).



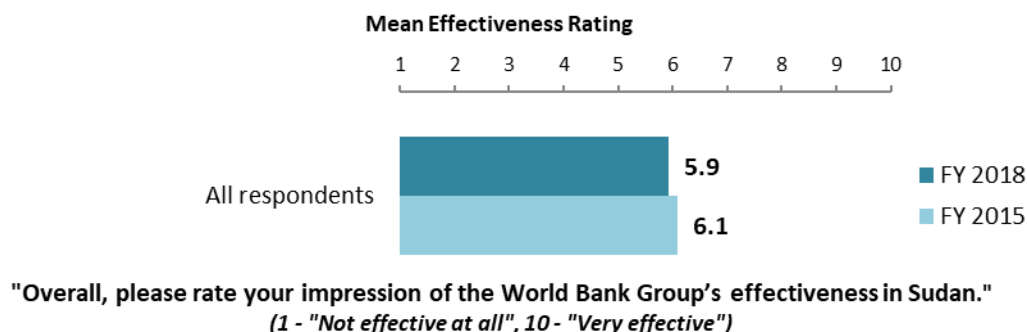
"When World Bank Group assisted reform efforts fail or are slow to take place, which of the following would you attribute this to? (Choose no more than TWO)"
(Respondents chose from a list. Responses combined.)



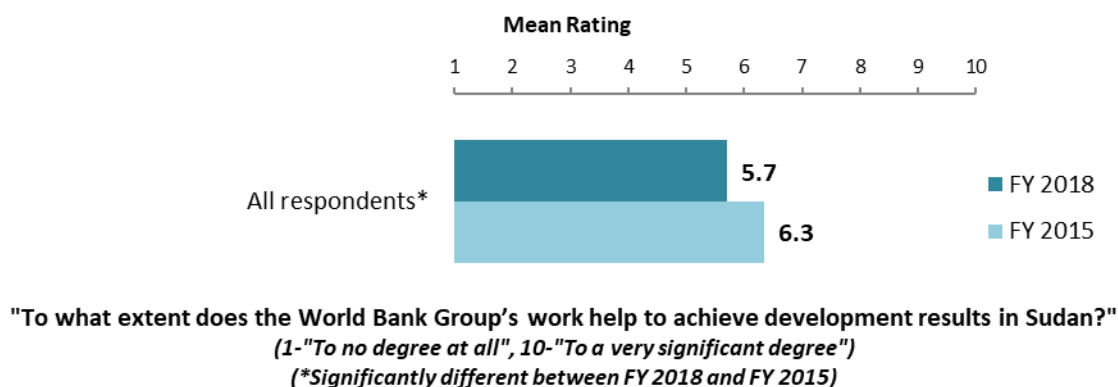
V. Overall Attitudes toward the World Bank Group (continued)

As noted in the “Methodology” section, the indicator questions referred to throughout the survey report are questions that are asked in every country that engages in the Country Opinion Survey. These will be aggregated for the World Bank Group’s annual Corporate Scorecard.

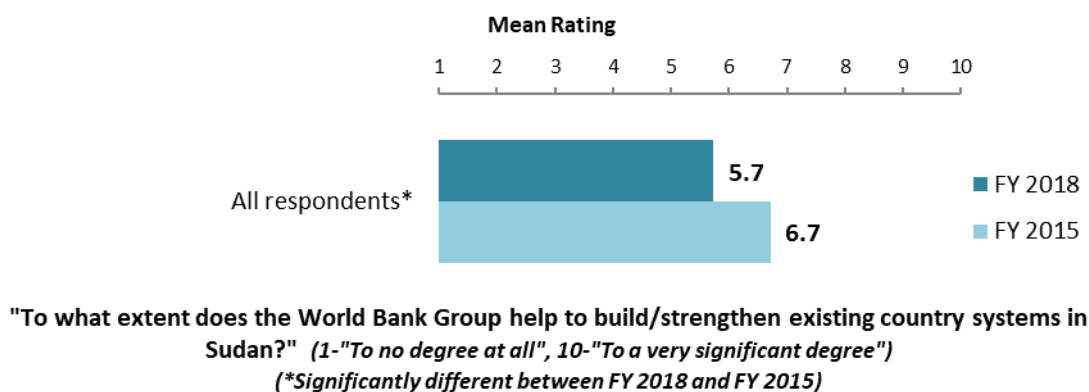
The World Bank Group’s Overall Effectiveness³ (Indicator Question)



Achieving Development Results (Indicator Question)



Building/Strengthening Existing Country Systems (Indicator Question)

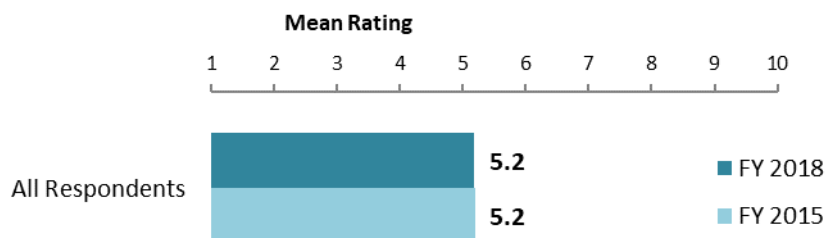


³ Means presented in the charts on this page were calculated based on weighted data.



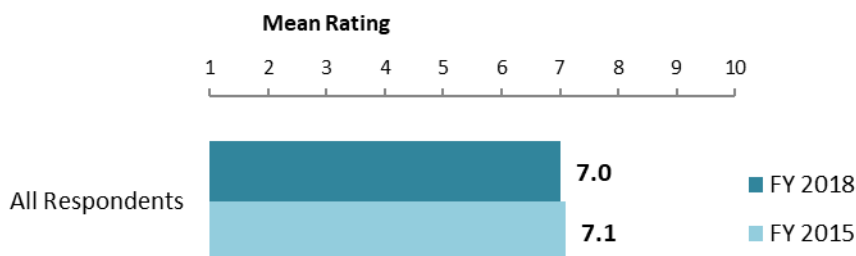
V. Overall Attitudes toward the World Bank Group (continued)

WBG Staffing in Sudan⁴



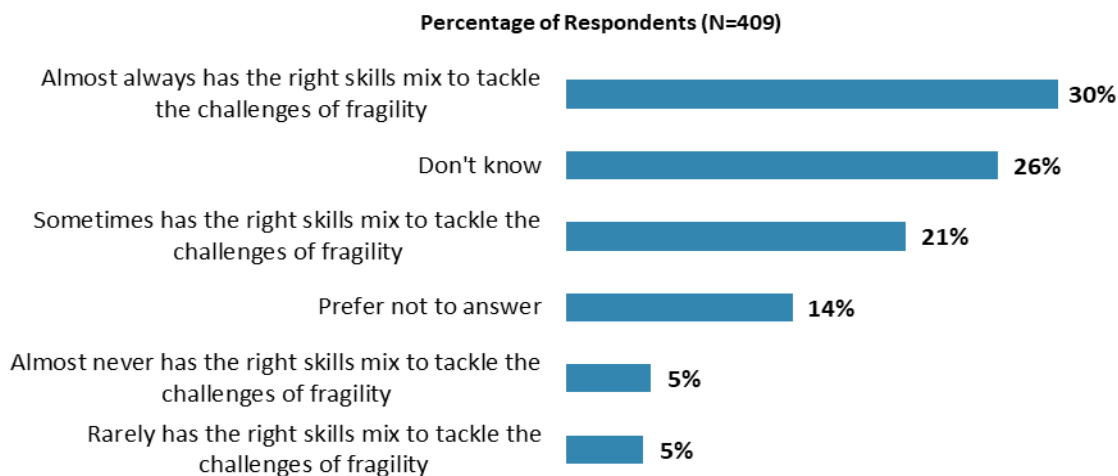
"To what extent do you believe the World Bank Group is adequately staffed in Sudan?"
(1-"To no degree at all", 10-"To a very significant degree")

WBG Staff Preparedness



"To what extent do you believe the World Bank Group's staff is well prepared (e.g., skills and knowledge) to help Sudan solve its most complicated development challenges?"
(1-"To no degree at all", 10-"To a very significant degree")

The WBG Staff's Skills Mix to Tackle Fragility



"When working with the World Bank Group on programs, projects and other activities, do you believe that the team ... ?" (Respondents chose from a list.)

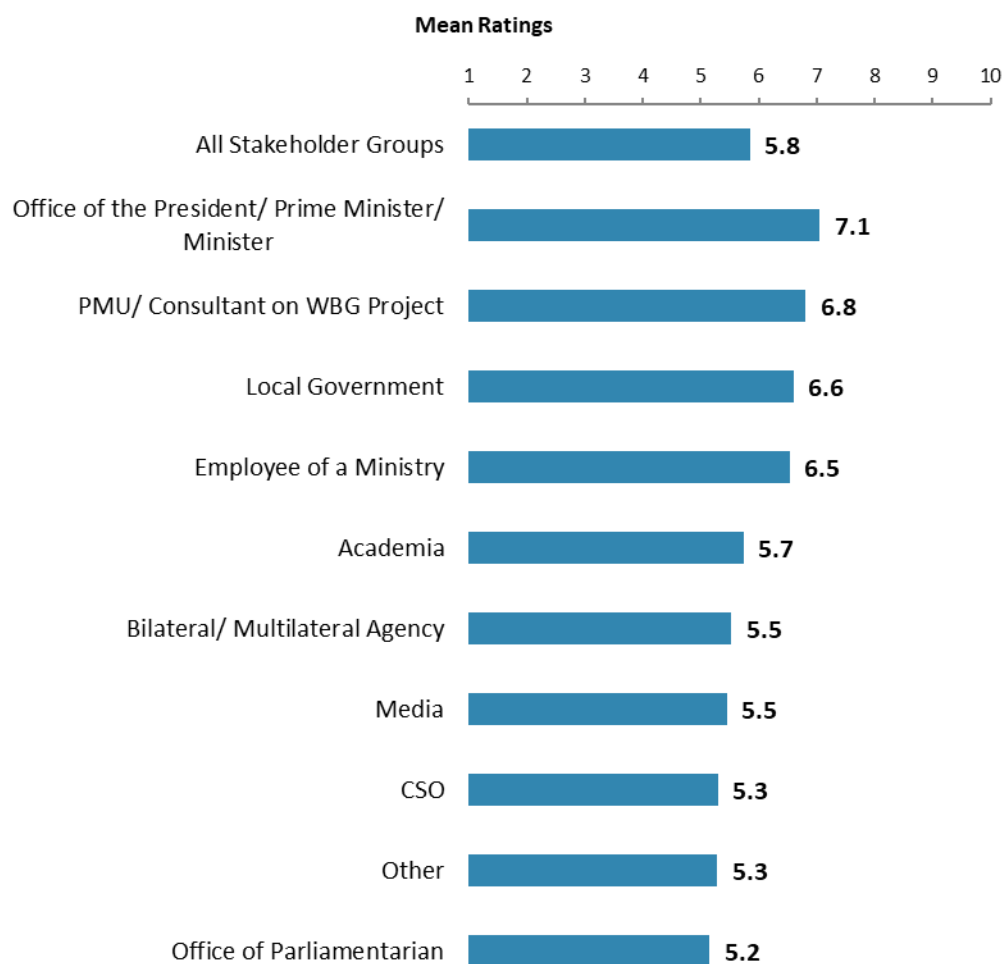
⁴ Means presented in the first and second charts on this page were calculated based on weighted data.



V. Overall Attitudes toward the World Bank Group (continued)

Overall Ratings for Indicator Questions by Stakeholder Groups

- **Stakeholder groups:** Respondents from the Office of the President/Prime Minister/Minister had the highest mean ratings for the aggregated responses to the twenty-eight COS indicator questions, whereas the respondents from the office of a parliamentarian had significantly lower mean ratings. Responses for individual indicator questions by stakeholder groups can be found in Appendix B (see page 66).
- **Collaboration:** Respondents who collaborate with the WBG had significantly higher mean ratings for the aggregated responses to the twenty-eight COS indicator questions (mean rating = 6.5) compared to respondents who do not collaborate with the WBG (mean rating = 5.3). Responses for individual indicator questions by exposure to the WBG can be found in Appendix F (page 108).



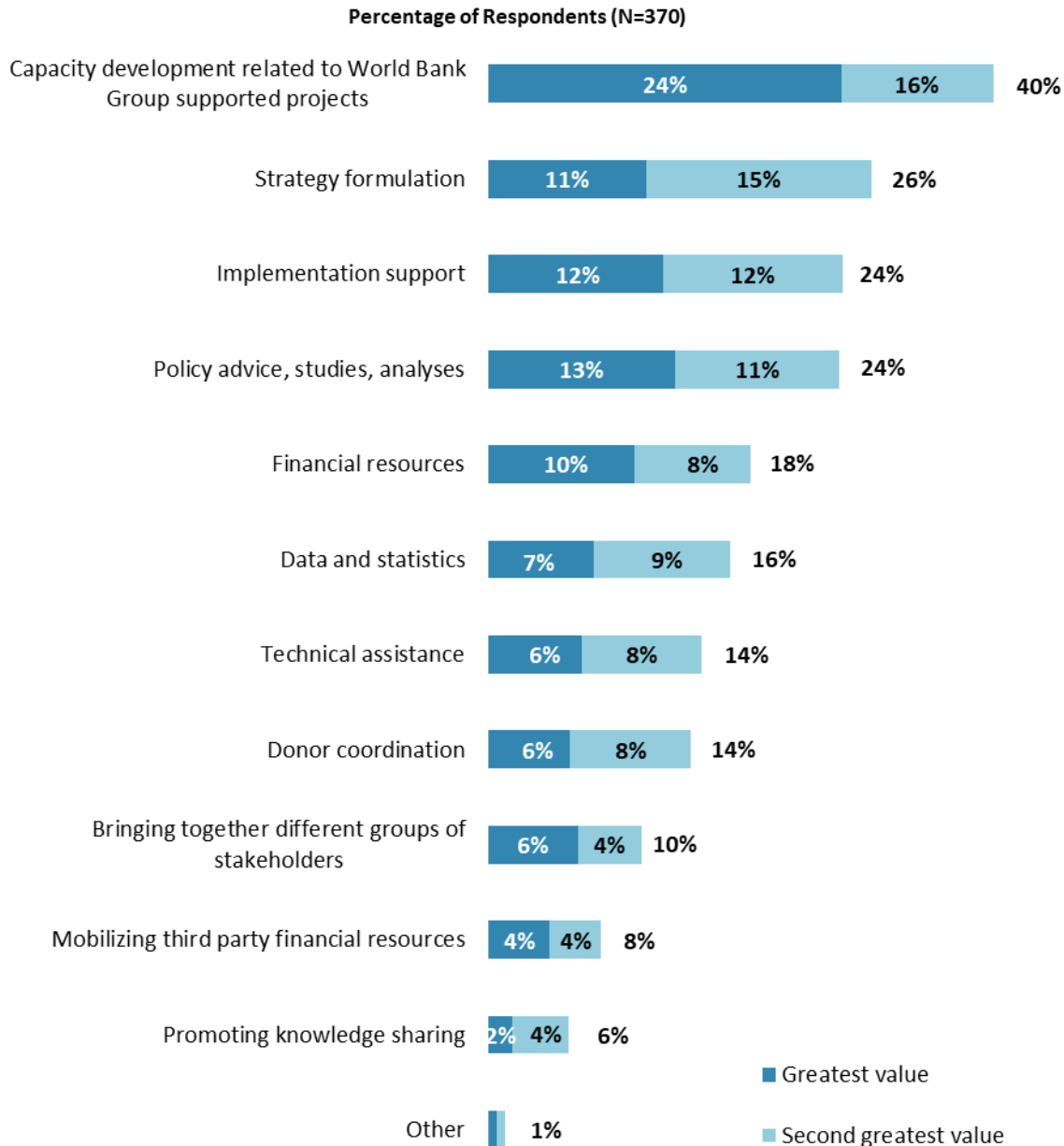
Mean Ratings for All Indicator Questions by Stakeholder Groups on a Scale from 1 to 10



V. Overall Attitudes toward the World Bank Group (continued)

Greatest Value

- **Year comparison:** Respondents in the previous FY'15 Country Survey indicated that the WBG's greatest values to Sudan were "*capacity development*" (54%) and "*financial resources*" (31%).



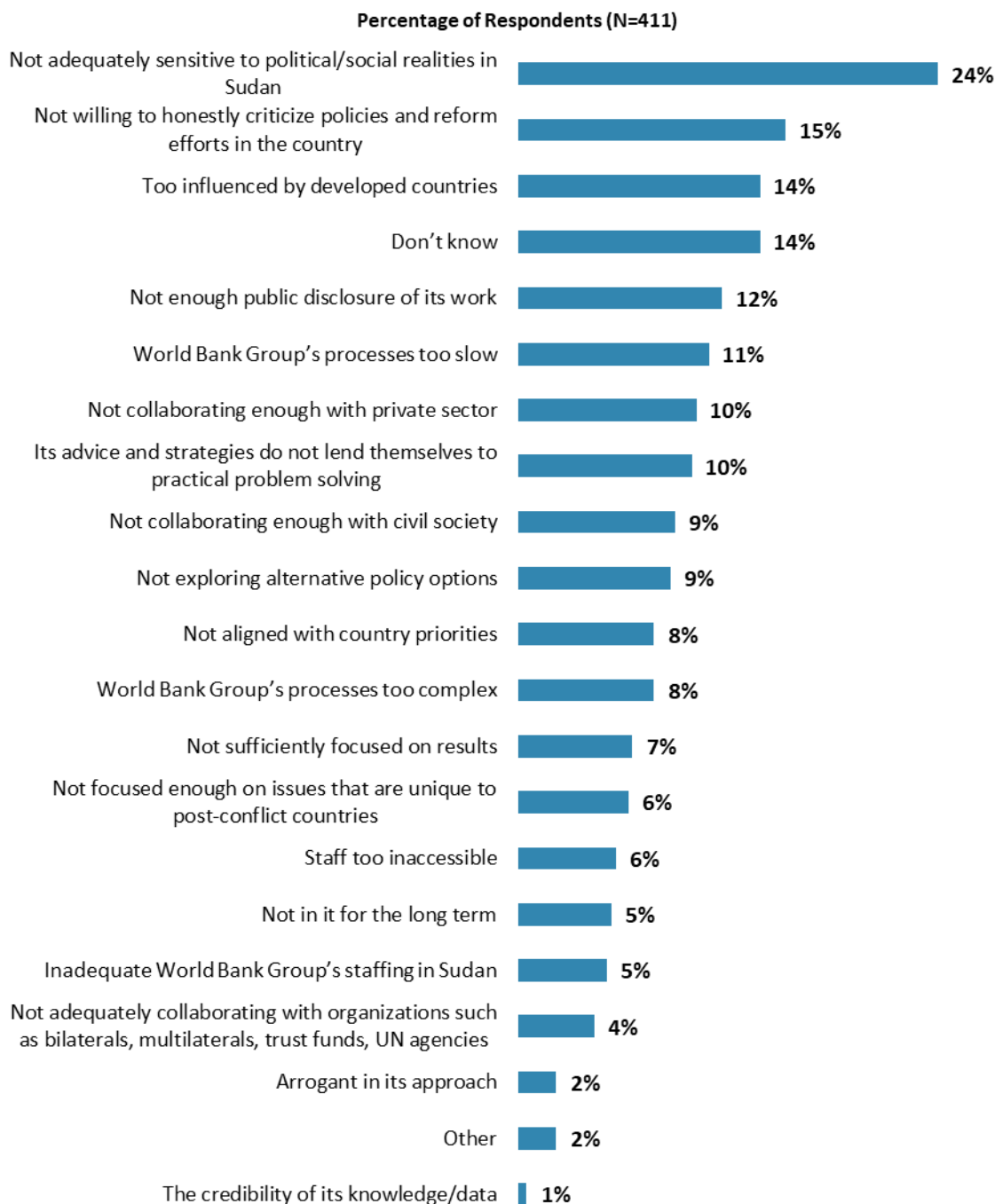
"When thinking about the World Bank Group's role, which activity do you believe is of greatest VALUE and which activity is of second greatest value in Sudan?"
(Respondents chose from a list.)



V. Overall Attitudes toward the World Bank Group (continued)

Greatest Weakness

- **Year comparison:** Respondents in the previous FY'15 Country Survey indicated that the WBG's greatest weaknesses were "*not enough public disclosure of its work*" (16%) and "*not adequately sensitive to political/social realities in Sudan*" (16%).

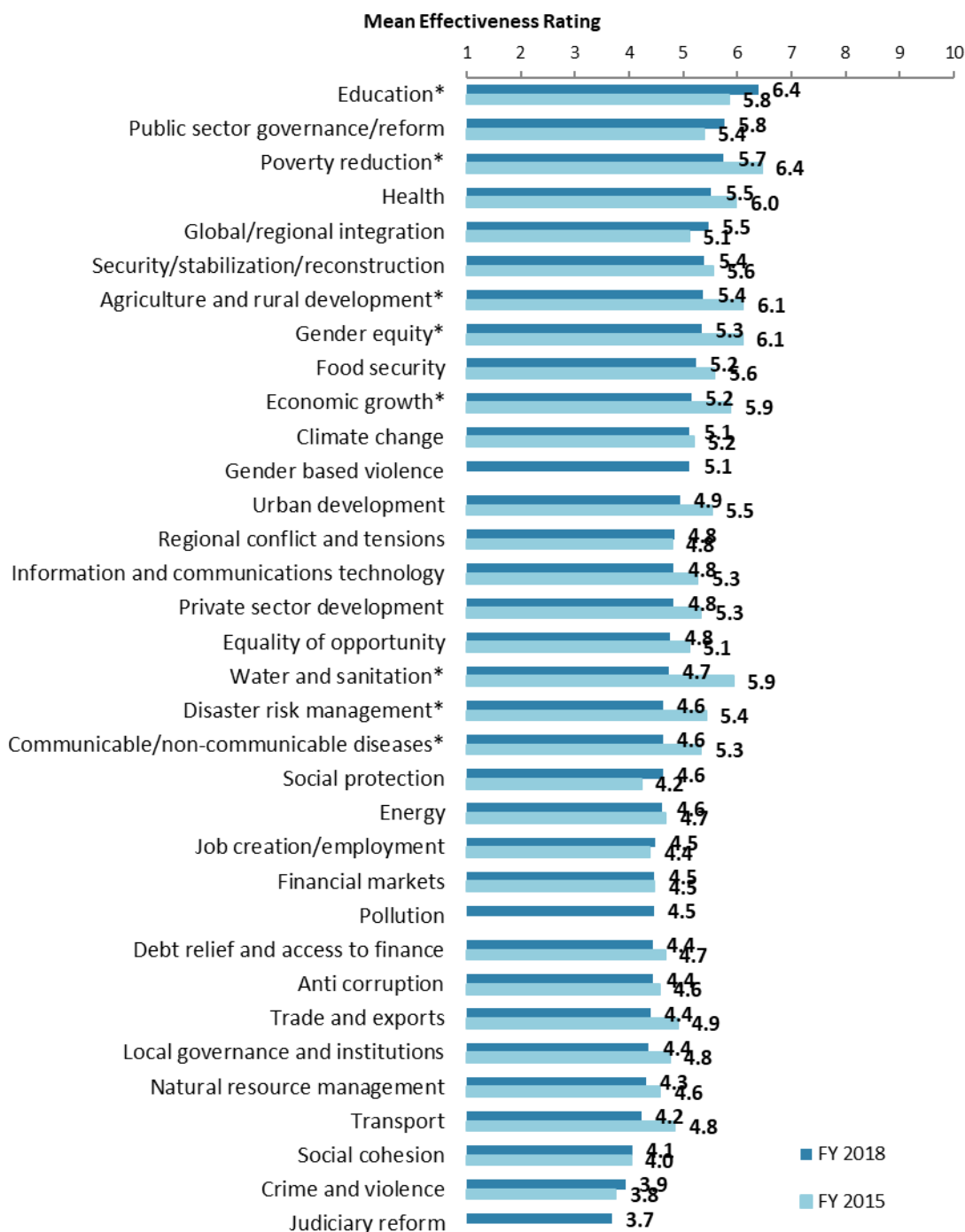


"Which of the following do you identify as the World Bank Group's greatest WEAKNESSES in its work in Sudan? (Choose no more than TWO)" (Respondents chose from a list. Responses combined.)



VI. Sectoral Effectiveness

Effectiveness of WBG's Support in Sectoral Areas: Year Comparison⁵



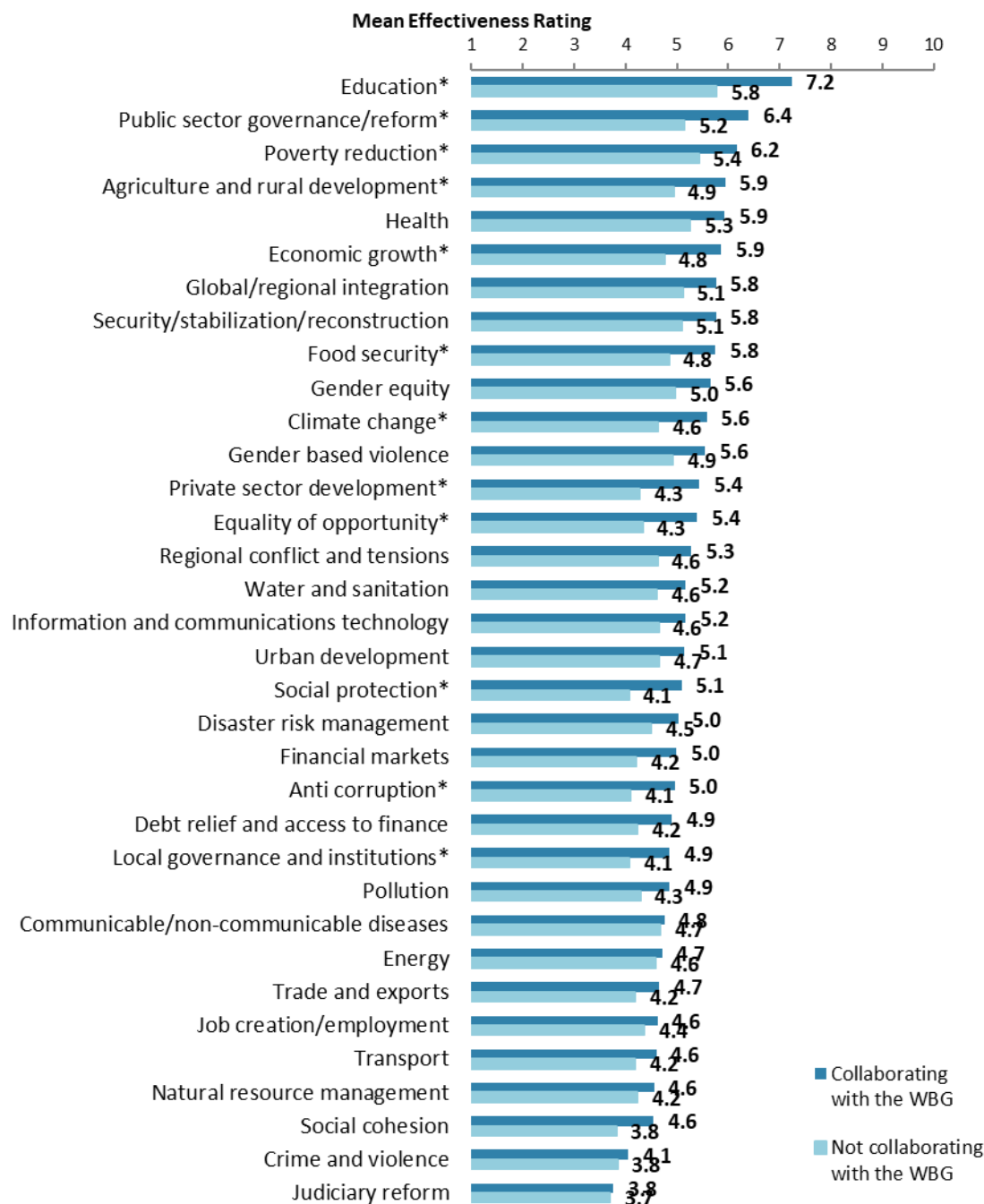
"How EFFECTIVE do you believe the World Bank Group is in terms of the work it does in the following areas of development in Sudan?" (1-"Not effective at all", 10-"Very effective")
(*Significantly different between FY 2018 and FY 2015)

⁵ Means presented in this chart were calculated based on weighted data. Only those sectors comparable across both FY'15 and FY'18 are presented in this chart. See Appendix E for details.



VI. Sectoral Effectiveness (continued)

Effectiveness of WBG's Support in Sectoral Areas: Collaboration⁶



"How EFFECTIVE do you believe the World Bank Group is in terms of the work it does in the following areas of development in Sudan?" (1-"Not effective at all", 10-"Very effective")
 (*Significantly different between collaborators and non-collaborators with the WBG)

⁶ Note in the Appendix on the sectoral effectiveness (Appendix A, page 48) that primarily informed stakeholders responded to this question. Respondents were given the option of "don't know" if they did not have exposure to the WBG's work in certain development areas.



VI. Sectoral Effectiveness (continued)

Drivers of Effectiveness

To determine the key drivers of respondents' ratings of the World Bank Group's overall effectiveness and ratings of its ability to help achieve development results in Sudan, bivariate correlational analyses were conducted using respondents' ratings of the thirty-four specific areas of effectiveness.

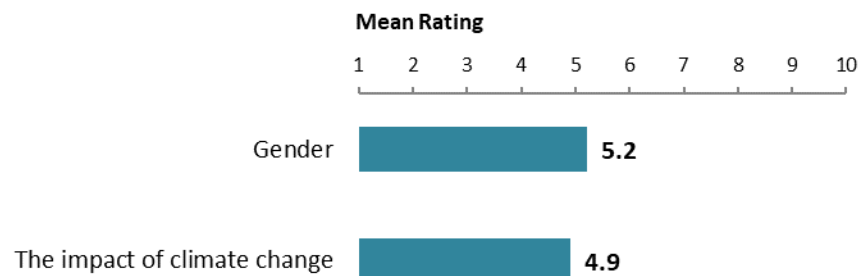
Correlational analyses, however, are not able to tell us exactly what is causing respondents' ratings of the World Bank Group's overall effectiveness or ratings of its ability to help achieve development results. Rather, these analyses tell us that as ratings of effectiveness in one area increase, respondents' ratings of the WBG's overall effectiveness increase, or as ratings of effectiveness in one area increase, ratings of the WBG's ability to help achieve development results increase. Thus, it can be inferred that respondents' perceptions of effectiveness in one specific area are related to, or drive, respondents' perceptions of the WBG's overall effectiveness or perceptions of the WBG's ability to help achieve development results.

- Overall Effectiveness: Those specific areas with the highest Pearson Product-Moment correlations were determined to be the most closely related to perceptions of the WBG's overall effectiveness, suggesting that ratings of effectiveness in those specific areas are drivers of perceptions of the WBG's overall effectiveness in Sudan. The areas determined to be key drivers from these analyses were:
 - The WBG's effectiveness at education; and
 - The WBG's effectiveness at social cohesion.
- Achieving Development Results: Those specific areas with the highest Pearson Product-Moment correlations were determined to be the most closely related to perceptions of the WBG's ability to help achieve development results in Sudan, suggesting that ratings of effectiveness in those specific areas are drivers of perceptions of the WBG's ability to help achieve development results. The area determined to be key driver from these analyses was:
 - The WBG's effectiveness at security/stabilization/reconstruction;
 - The WBG's effectiveness at economic growth;
 - The WBG's effectiveness at education; and
 - The WBG's effectiveness at food security.



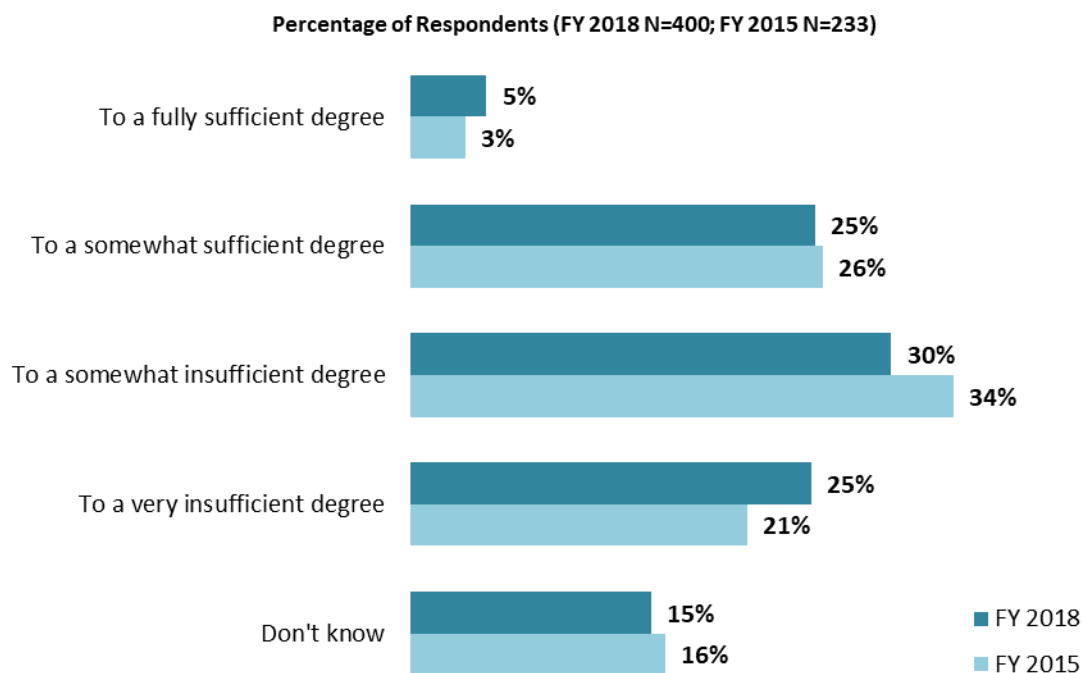
VI. Sectoral Effectiveness (continued)

WBG's Influence on Gender and Climate Change Policy



"In Sudan, to what extent do the World Bank Group's financial resources, advice, and knowledge influence policy related to ... ?"
(1 - "To no degree at all", 10 - "To a very significant degree")

Helping the Poorest⁷



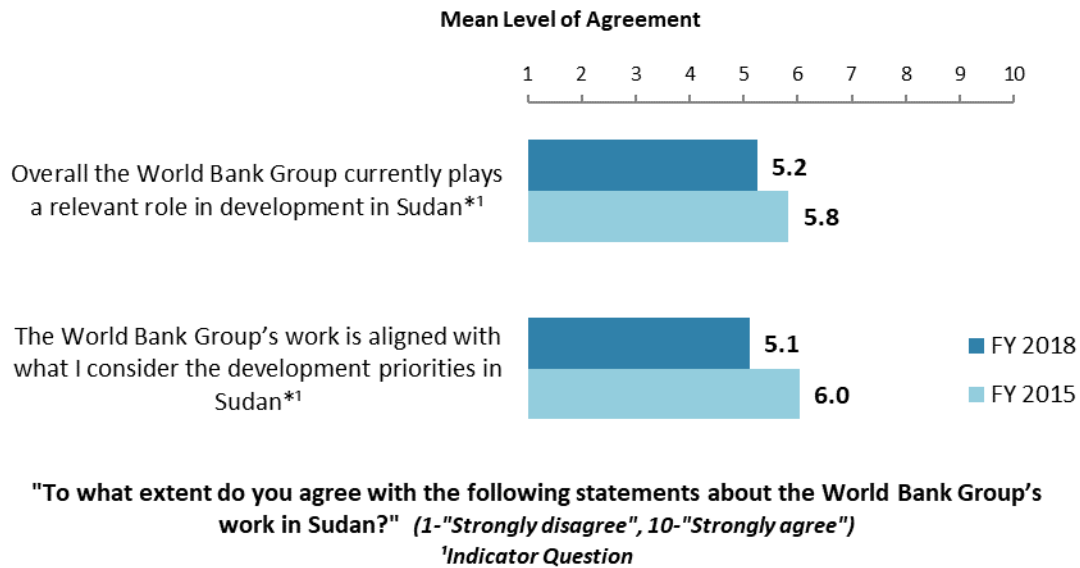
"To what extent do you believe that the World Bank Group's work and support help the poorest in Sudan?" (Respondents chose from a list.)

⁷ Percentages presented in the chart were calculated based on weighted data.

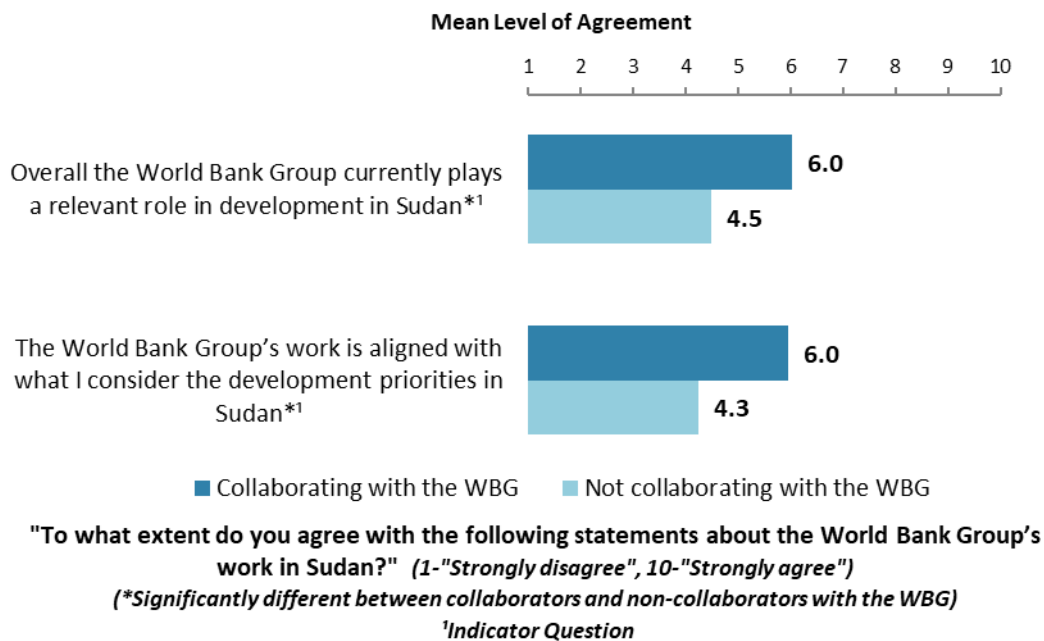


VII. How the World Bank Group Operates

The World Bank Group's Work in Sudan: Year Comparison⁸



The World Bank Group's Work in Sudan: Collaboration

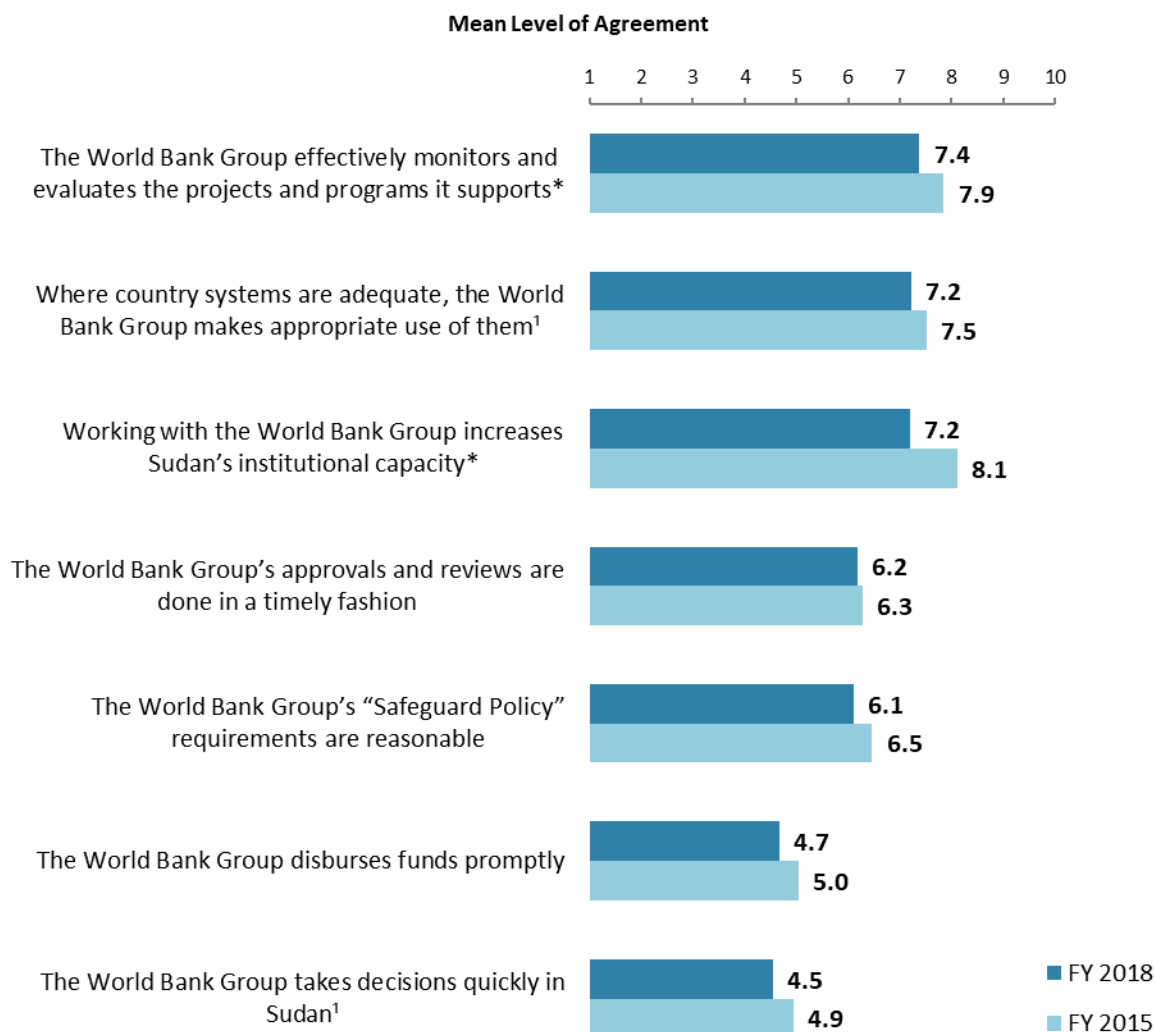


⁸ Means in the chart were calculated based on weighted data.



VII. How the World Bank Group Operates (continued)

Overall Perceptions: Year Comparison⁹



"To what extent do you agree/disagree with the following statements?"

(1-"Strongly disagree", 10-"Strongly agree")

(*Significantly different between FY 2018 and FY 2015)

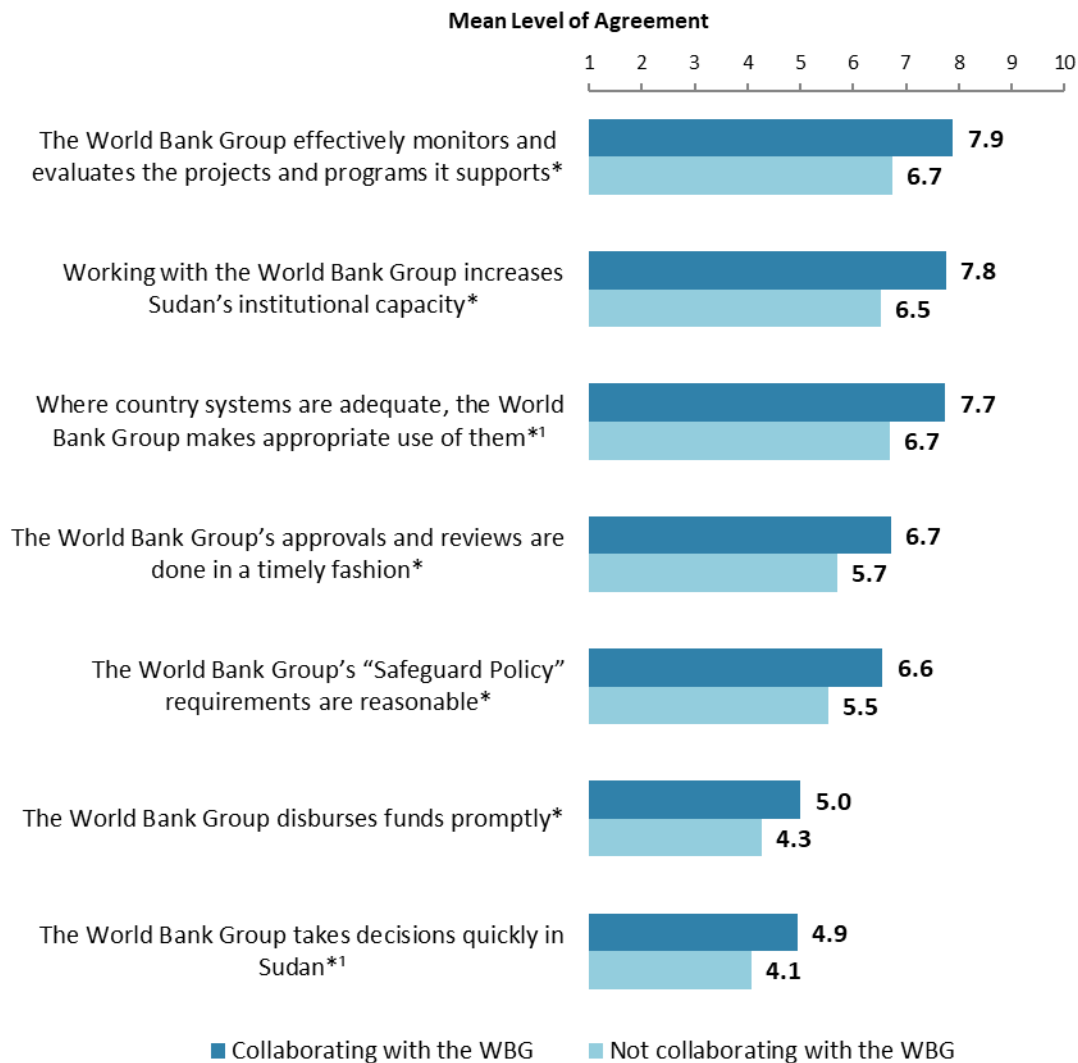
'Indicator Question

⁹ Means in the chart were calculated based on weighted data.



VII. How the World Bank Group Operates (continued)

Overall Perceptions: Collaboration

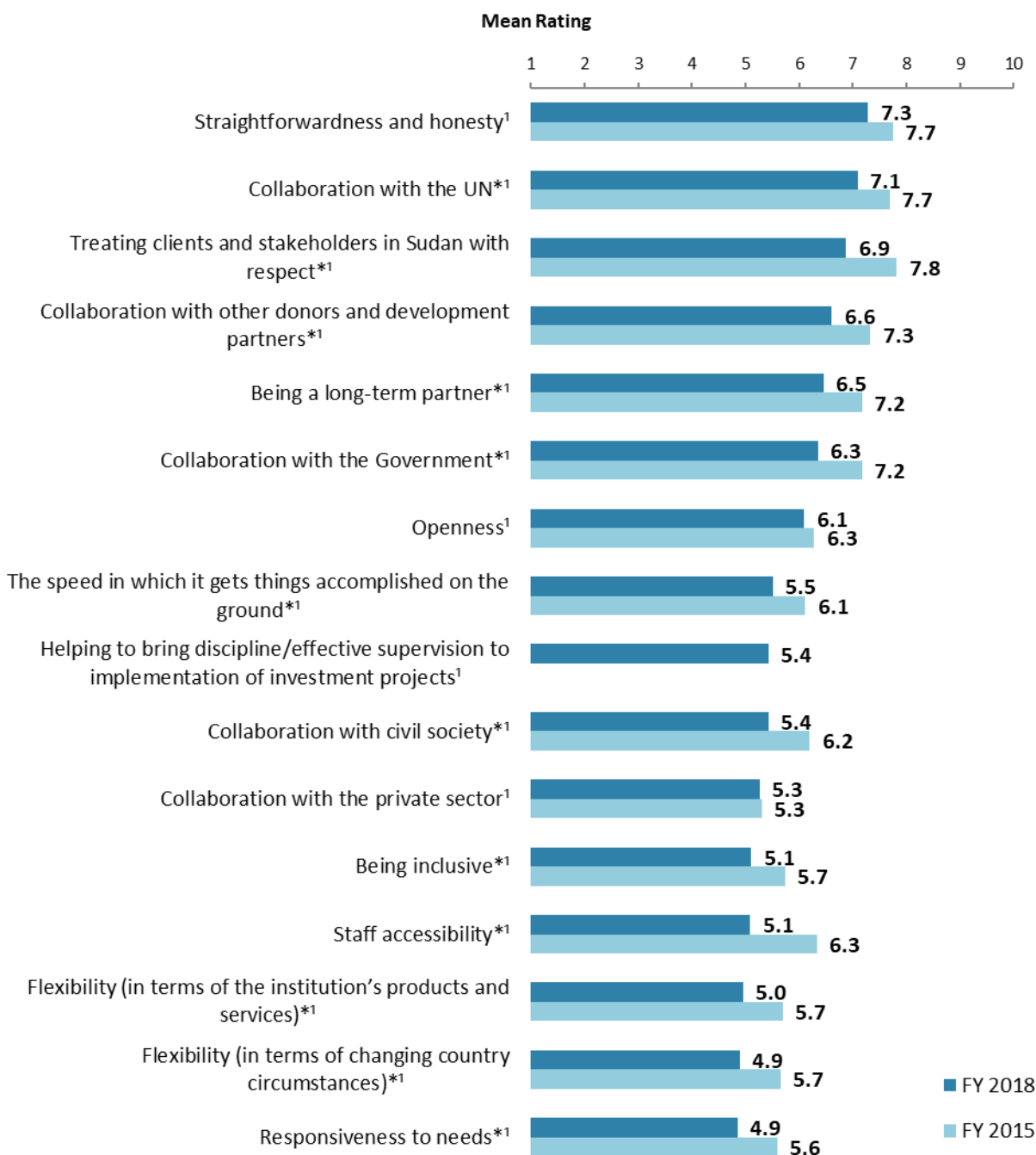


"To what extent do you agree/disagree with the following statements?"
(1-"Strongly disagree", 10-"Strongly agree")
(*Significantly different between collaborators and non-collaborators with the WBG)
¹Indicator Question



VII. How the World Bank Group Operates (continued)

The WBG as an Effective Development Partner: Year Comparison¹⁰



"To what extent is the World Bank Group an effective development partner in Sudan, in terms of each of the following?" (1-"To no degree at all", 10-"To a very significant degree")

(*Significantly different between FY 2018 and FY 2015)

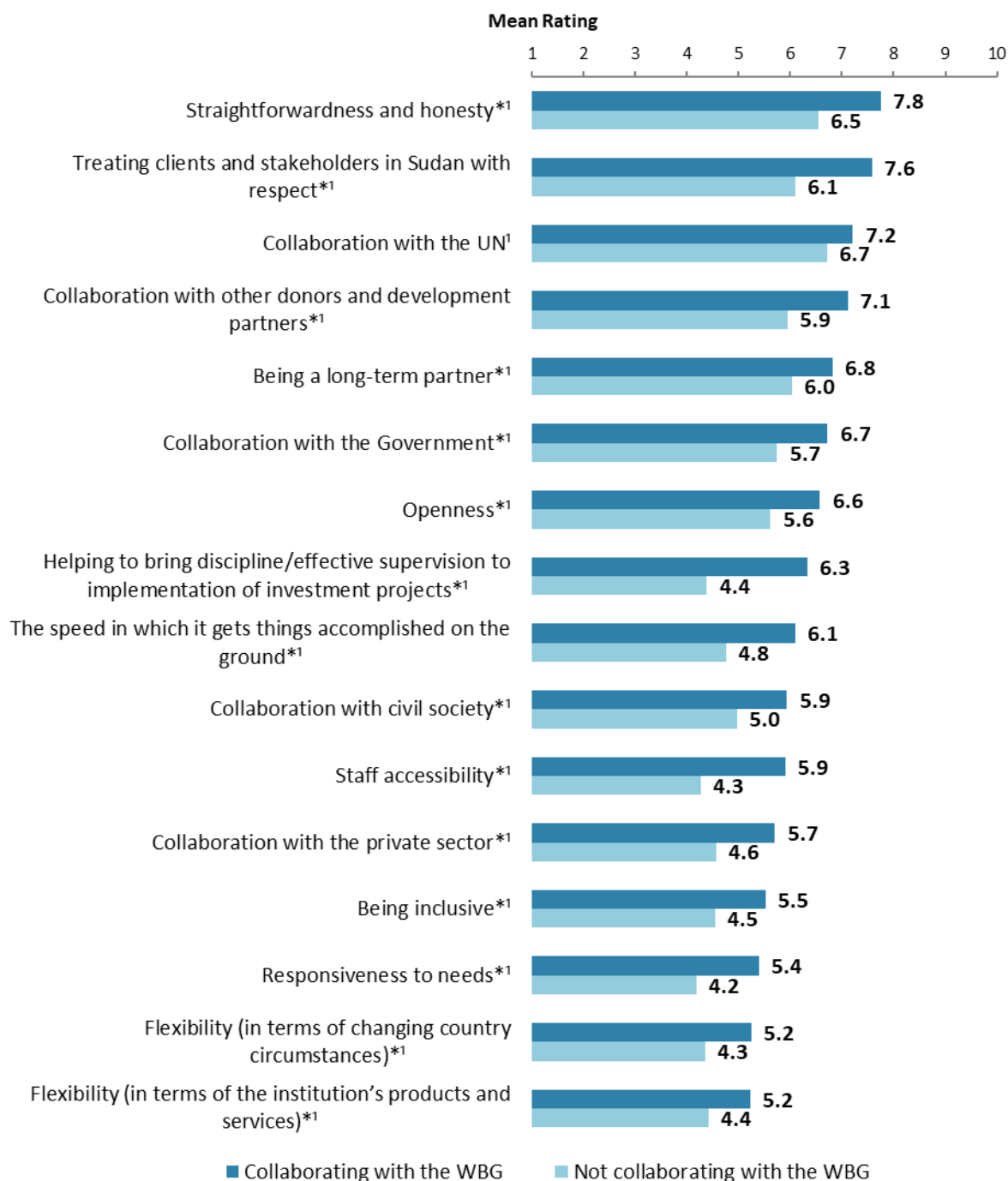
¹Indicator Question

¹⁰ Means in the chart were calculated based on weighted data.



VII. How the World Bank Group Operates (continued)

The WBG as an Effective Development Partner: Collaboration



"To what extent is the World Bank Group an effective development partner in Sudan, in terms of each of the following?" (1-"To no degree at all", 10-"To a very significant degree")

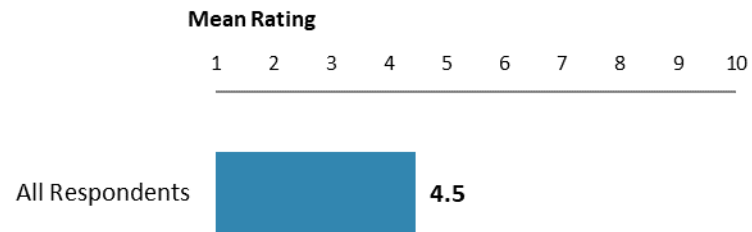
(*Significantly different between collaborators and non-collaborators with the WBG)

¹Indicator Question



VII. How the World Bank Group Operates (continued)

Mobilizing Finance for Development from Private Sector Sources



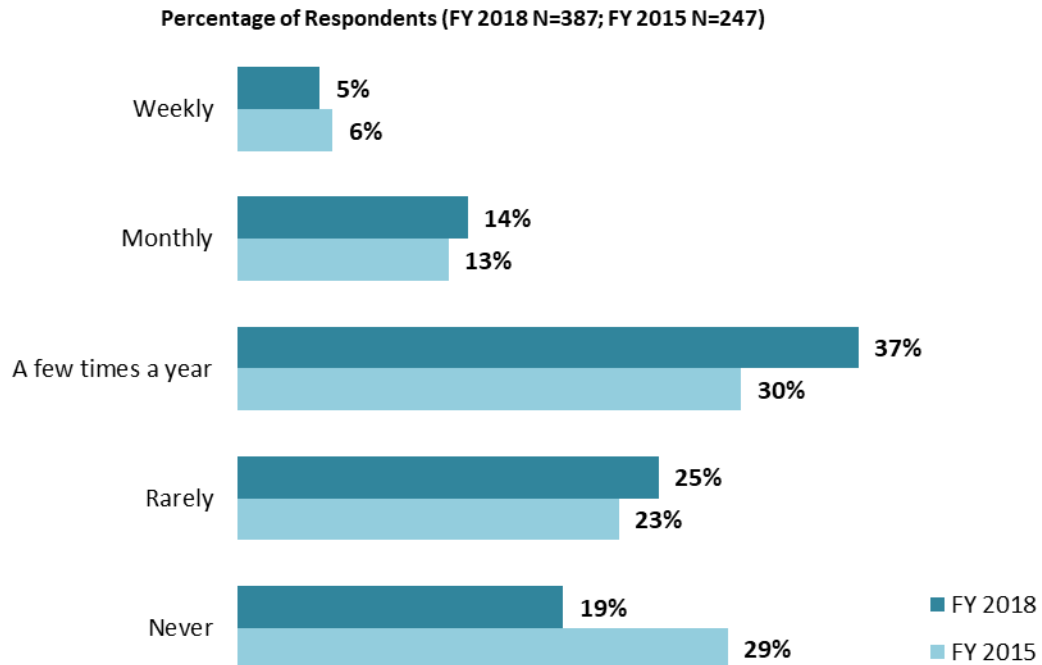
"How effectively does the World Bank Group help Sudan to mobilize finance for development from private sector sources?" (1-"Not effectively at all", 10-"Very effectively")



VII. World Bank Group's Knowledge and Instruments

Frequency of Consulting WBG Knowledge Work and Activities¹¹

- **Stakeholder groups:** This year, respondents from the Office of the President/Prime Minister/Minister and PMUs/consultants on WBG supported projects indicated the most frequent usage of the WBG's knowledge work and activities ("*weekly/monthly*") compared to respondents from other stakeholder groups.



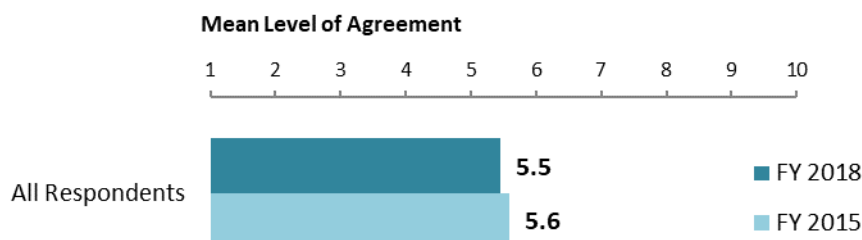
"How frequently do you consult World Bank Group's knowledge work and activities in the work you do?"
(Respondents chose from a list.)

¹¹ Percentages presented in the chart were calculated based on weighted data.



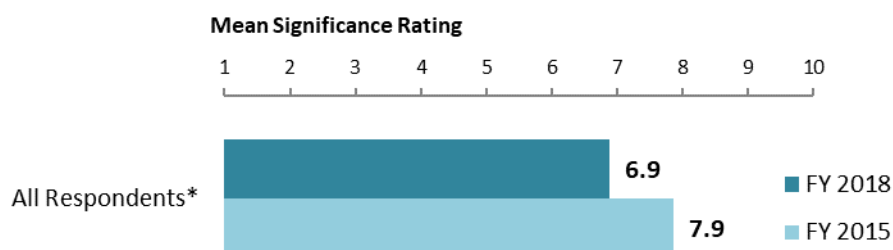
VIII. World Bank Group's Knowledge and Instruments (continued)

Meeting Sudan's Knowledge Needs¹² (Indicator Question)



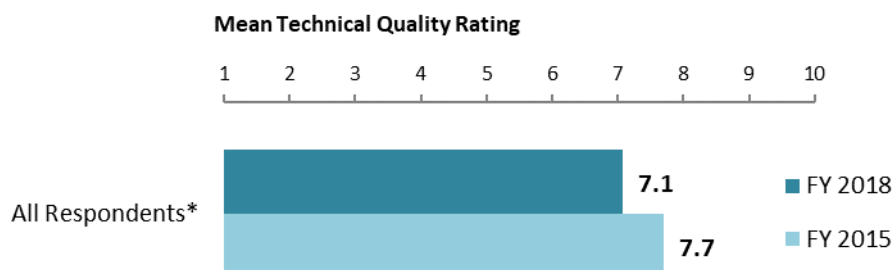
"The World Bank Group meets Sudan's needs for knowledge services (e.g., research, analysis, data, technical assistance)." (1-"Strongly disagree", 10-"Strongly agree")

Contribution of the WBG's Knowledge Work and Activities (Indicator Question)



"Overall, how significant a contribution do you believe the World Bank Group's knowledge work and activities make to development results in your country?"
(1-"Not significant at all", 10-"Very significant")
(*Significantly different between FY 2018 and FY 2015)

Technical Quality of the WBG's Knowledge Work and Activities (Indicator Question)



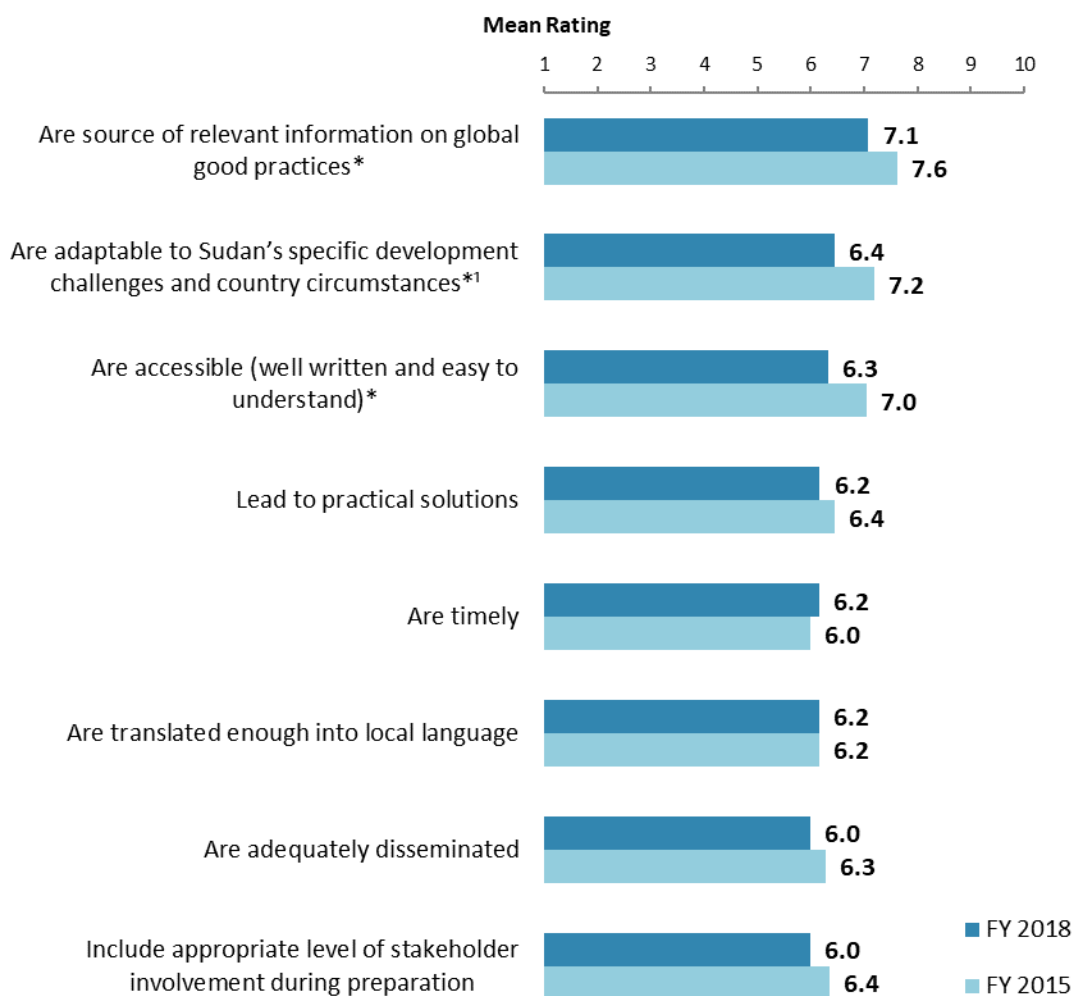
"Overall, how would you rate the technical quality of the World Bank Group's knowledge work and activities?" (1-"Very low technical quality", 10-"Very high technical quality")
(*Significantly different between FY 2018 and FY 2015)

¹² Means in the charts on this page were calculated based on weighted data.



VIII. World Bank Group's Knowledge and Instruments (continued)

Qualities of the WBG's Knowledge Work and Activities¹³



"In Sudan, to what extent do you believe that the World Bank Group's knowledge work and activities:" (1-"To no degree at all", 10-"To a very significant degree")

(*Significantly different between FY 2018 and FY 2015)

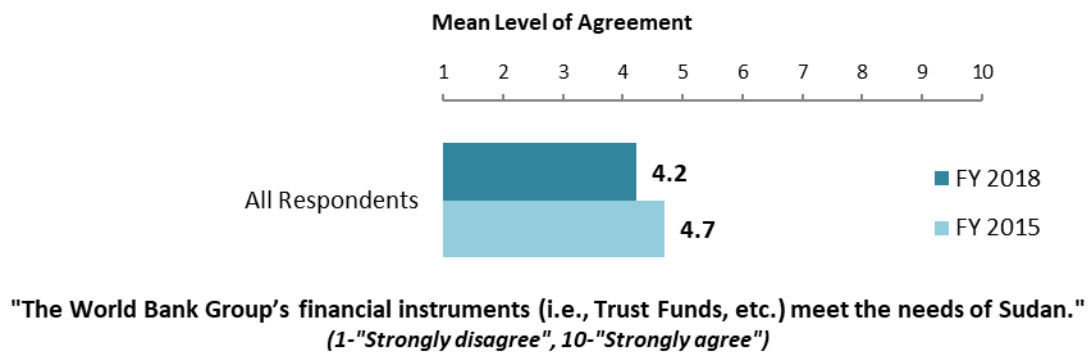
'Indicator Question

¹³ Means in the chart were calculated based on weighted data.

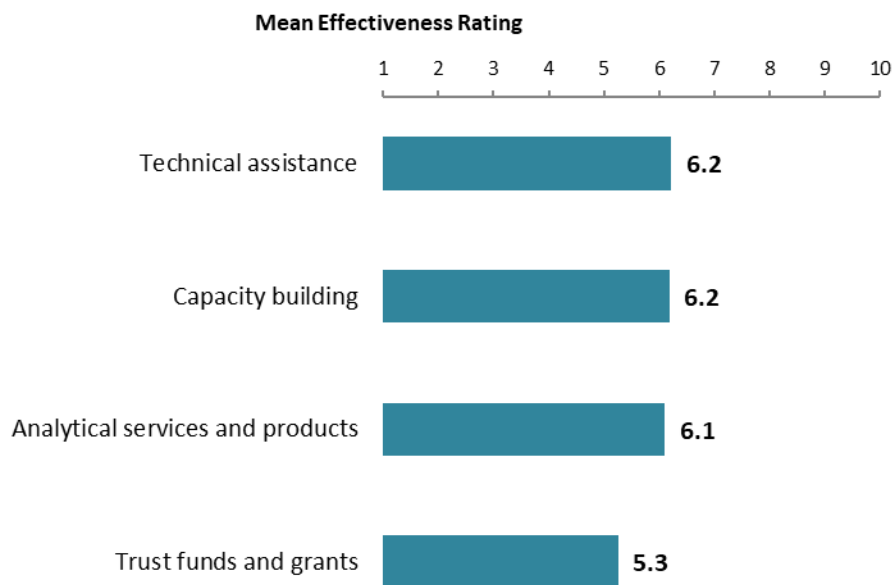


VIII. World Bank Group's Knowledge and Instruments (continued)

Meeting Sudan's Needs for Financial Instruments¹⁴ (*Indicator Question*)



Effectiveness of WBG's Instruments



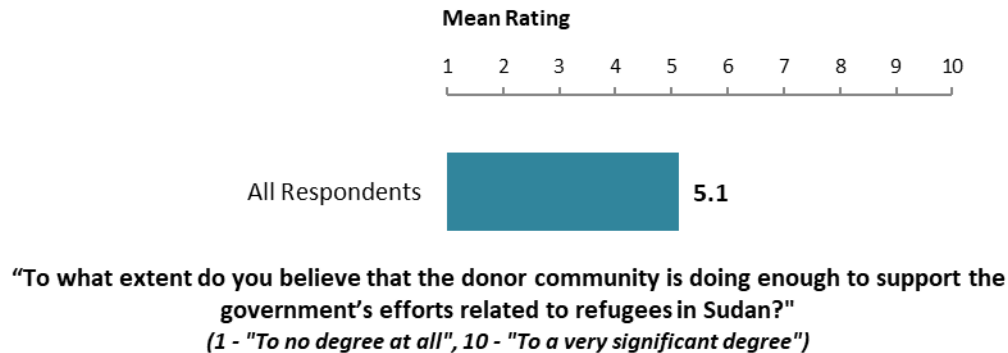
"How EFFECTIVE do you believe the following World Bank Group's instruments are in supporting the Sudan Government's efforts to reduce poverty?"
(1-"Not effective at all", 10-"Very effective")

¹⁴ Means in the chart were calculated based on weighted data.

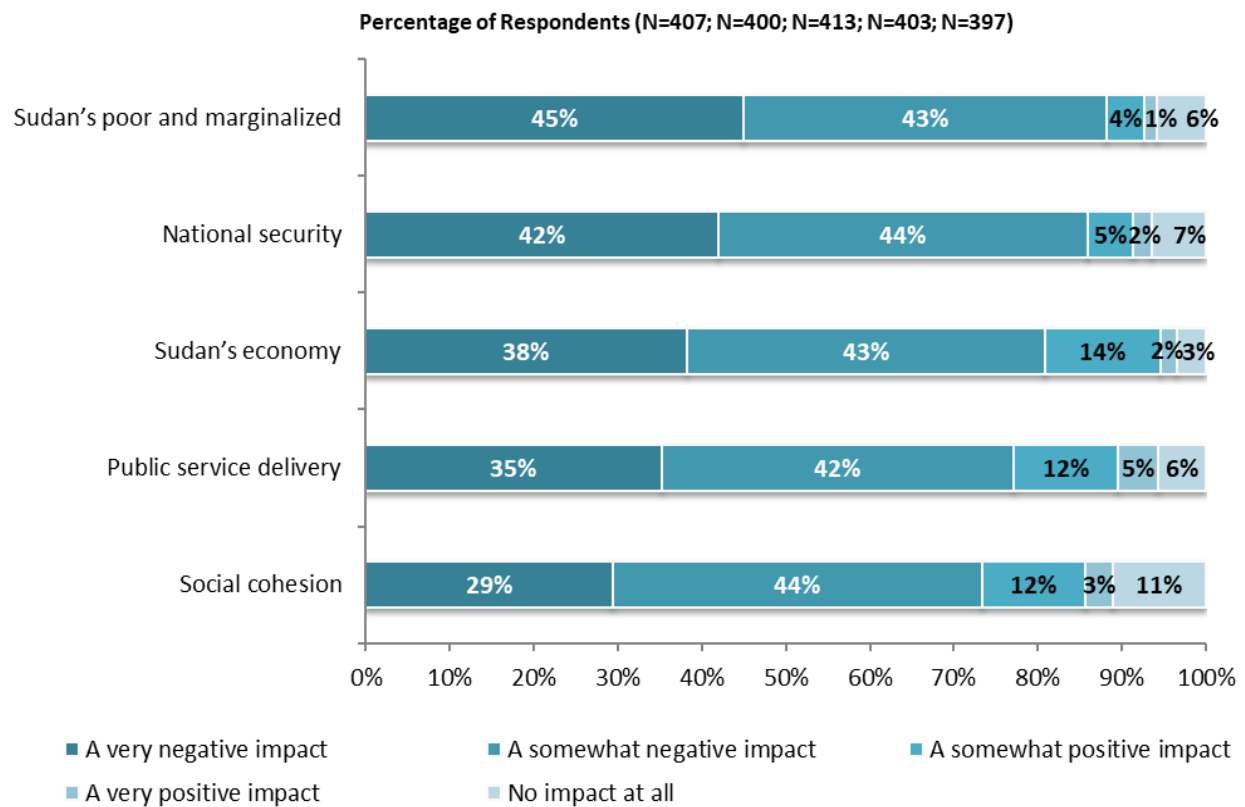


IX. World Bank Group's Response to the Refugee Crisis

Response to the Refugee Crisis in Sudan



Impact of the Refugee Crisis

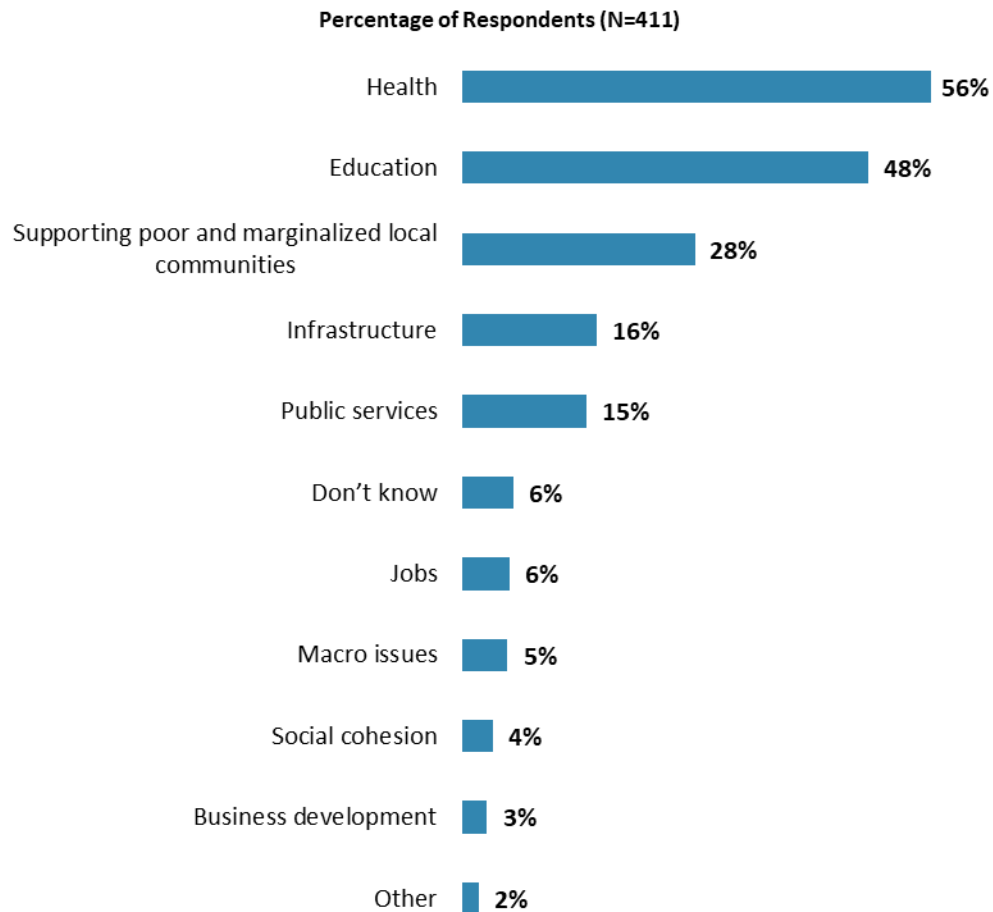


"Please rate how you feel when you think about the impact of the refugees in regards to ..."
(Respondents chose from a list.)



IX. WBG's Response to the Refugee Crisis (continued)

The WBG's Support to the Refugee Crisis in Sudan



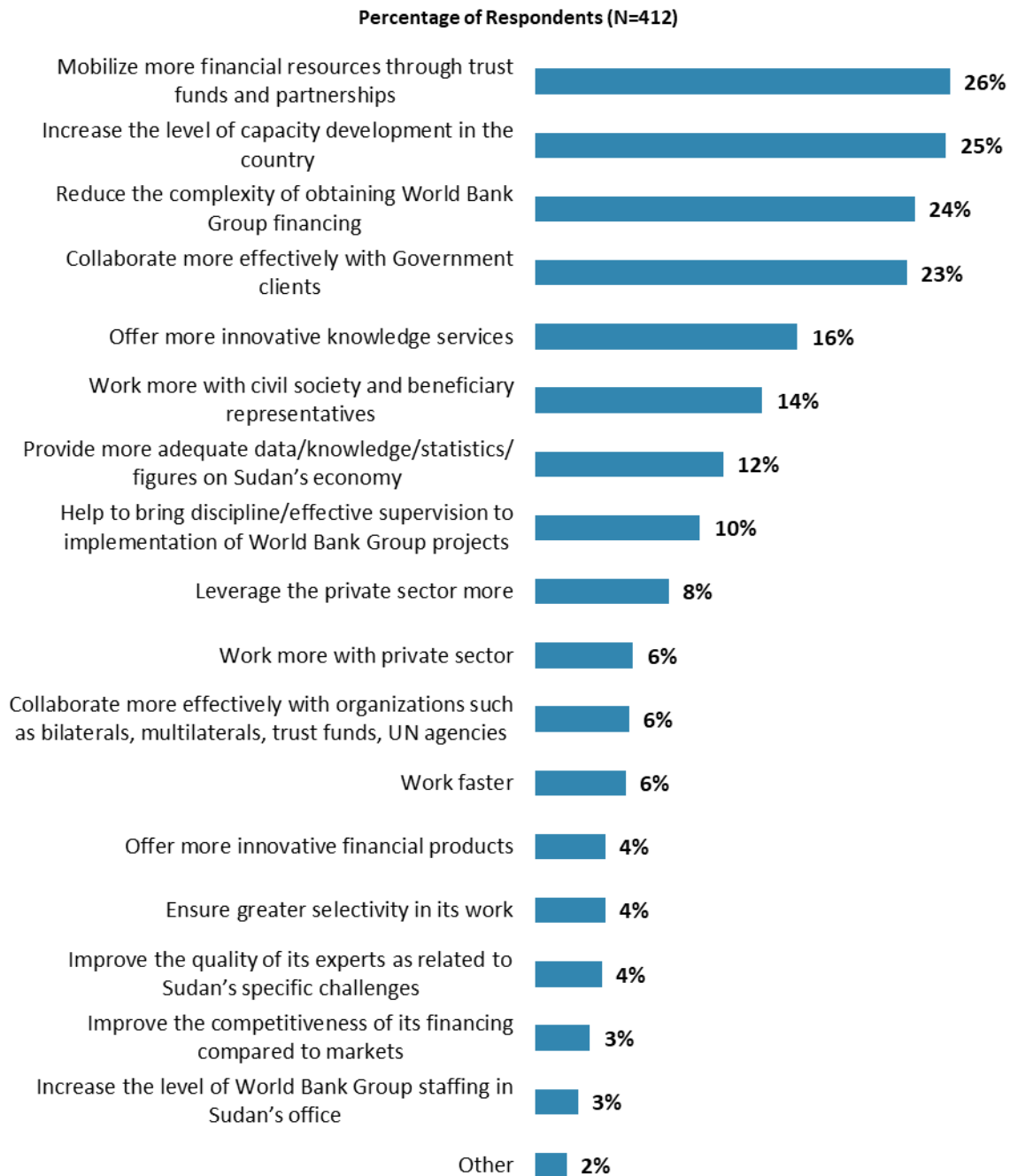
"In which of the following areas do you believe the World Bank Group should provide most of its resources when it comes to providing support to the refugee crisis in Sudan? (Choose no more than TWO)" (Respondents chose from a list. Responses combined.)



X. The Future Role of the World Bank Group in Sudan

Making the World Bank Group of Greater Value

- **Year comparison:** Respondents in the previous FY'15 Country Survey indicated that the WBG should “*increase the level of capacity development*” (32%) to make itself of greater value in Sudan.



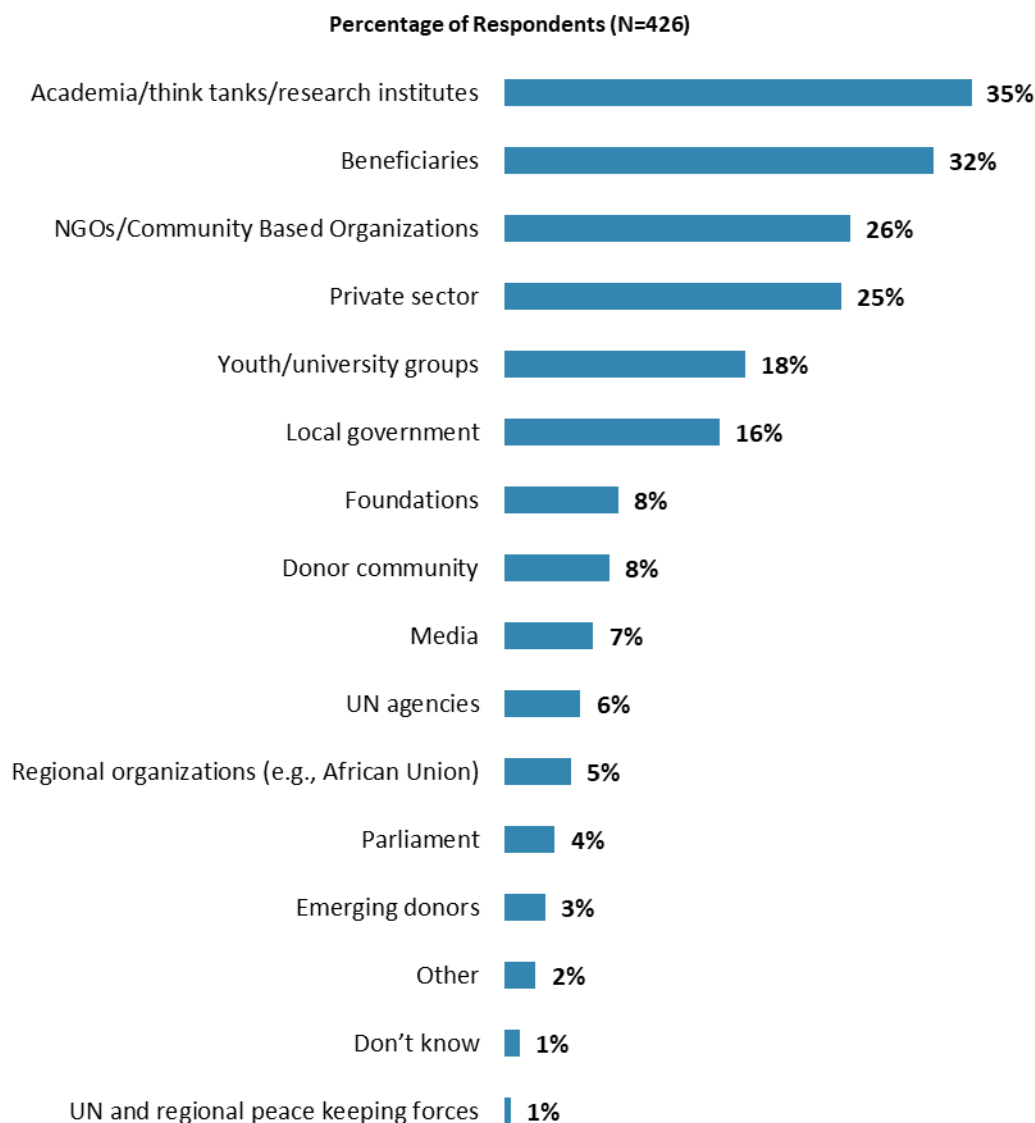
"Which of the following SHOULD the World Bank Group do to make itself of greater value in Sudan? (Choose no more than TWO)" (Respondents chose from a list. Responses combined.)



X. The Future Role of the WBG in Sudan (continued)

The World Bank Group Should Collaborate More with ...

- **Year comparison:** Respondents in the previous FY'15 Country Survey indicated that the WBG should collaborate more with “*NGOs/Community Based Organizations*” (34%), “*academia/think tanks/research institutes*” (30%), and “*beneficiaries*” (27%) to ensure better development results in Sudan.



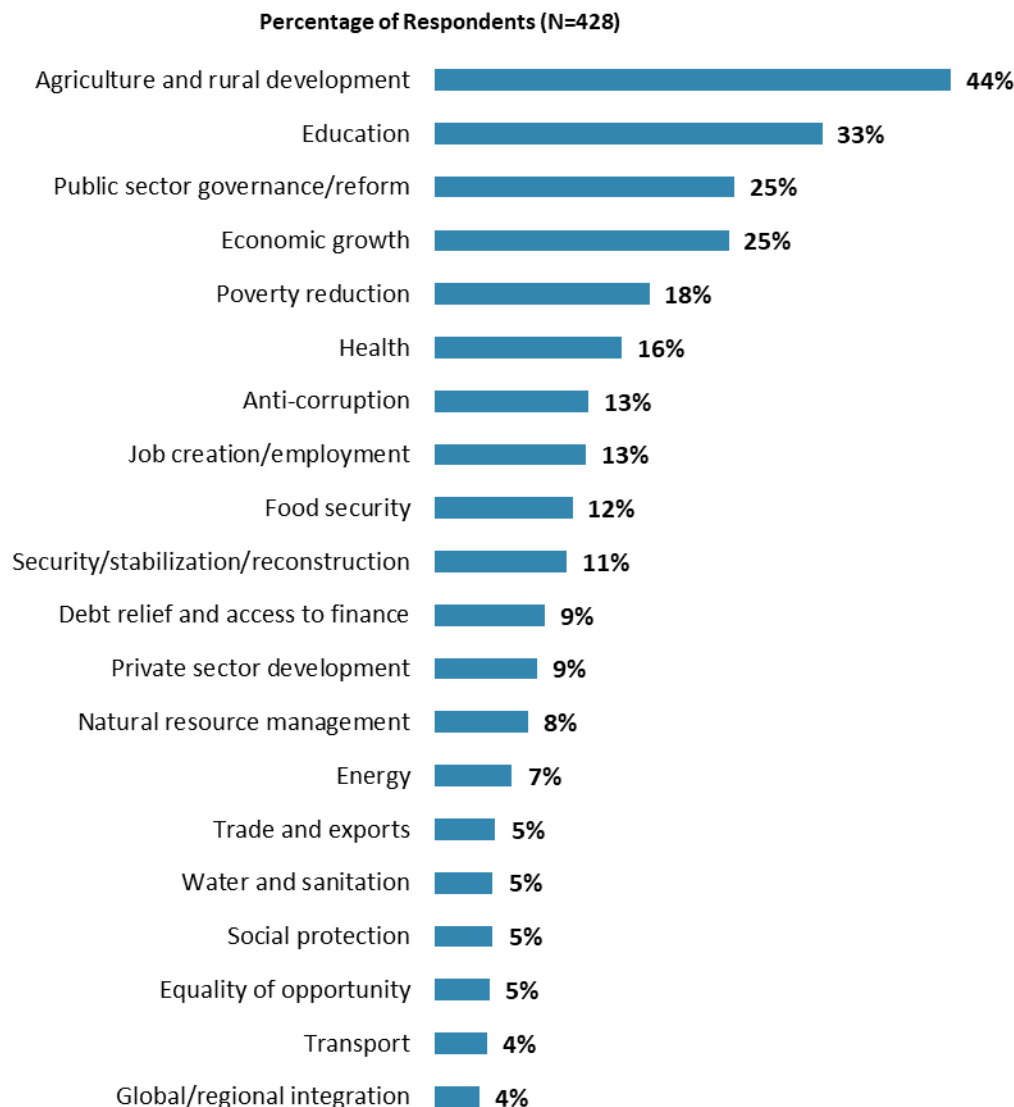
"In addition to the regular relations with the national government, which TWO of the following groups should the World Bank Group collaborate with more in your country? (Choose no more than TWO)" (Respondents chose from a list. Responses combined.)



X. The Future Role of the WBG in Sudan (continued)

Where the World Bank Group Should Focus its Resources

- **Year comparison:** Respondents in the previous FY'15 Country Survey indicated that the WBG should focus its resources on “*security/stabilization/reconstruction*” (36%) and “*agricultural development*” (35%).
- Respondents whose primary specialization of work is “*education*” were significantly more likely to indicate that the WBG should focus its resources on “*education*,” compared to respondents from other areas (education specialists = 61%; others = 29%).



“When thinking about how the World Bank Group can have the most impact on development results in Sudan, in which sectors do you believe the World Bank Group should focus most of its resources (financial and knowledge services) in Sudan? (Choose no more than THREE)”

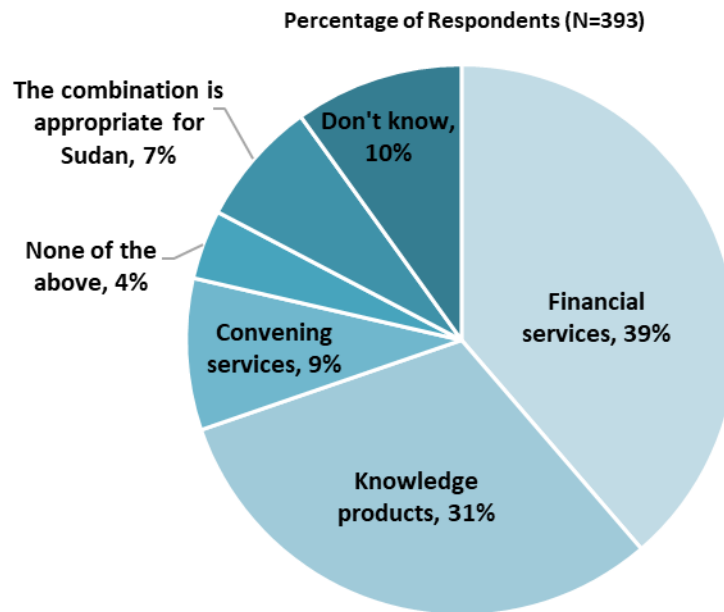
(Respondents chose from a list. Responses combined. Top 20 of 34 response options shown.)

* When more than 10% of the sample are respondents from a particular sector (see the full list of specialized areas in question H2 in Appendix G), analyses are done to see these respondents' views about which areas the World Bank Group should focus its resources on.



X. The Future Role of the WBG in Sudan (continued)

Future Combination of the WBG Services

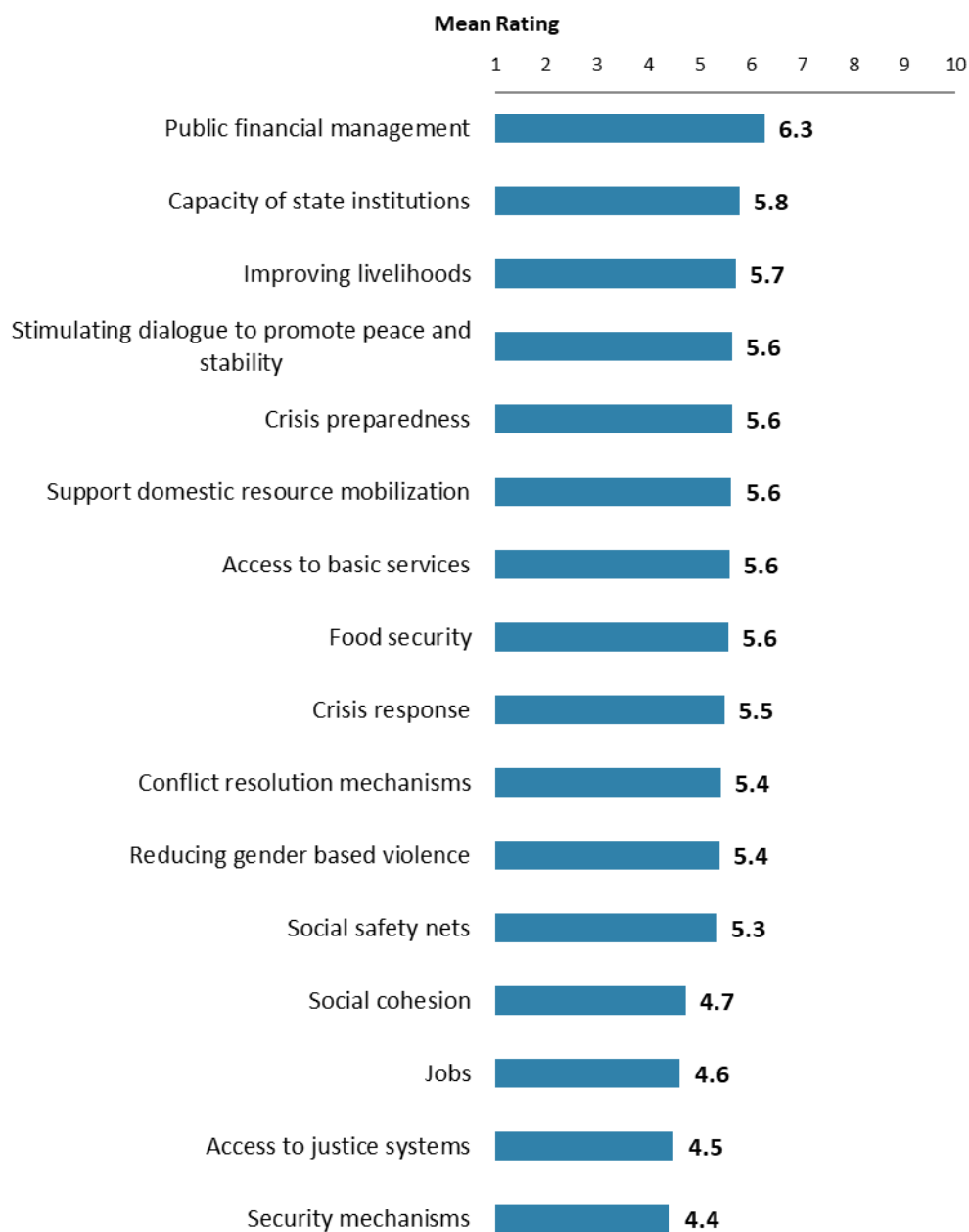


"When considering the combination of services that the World Bank Group offers in Sudan, and taking into account its limited level of resources, which ONE of the following do you believe the WBG should offer more of in Sudan?"
(Respondents chose from a list.)



X. The Future Role of the WBG in Sudan (continued)

World Bank Group Support

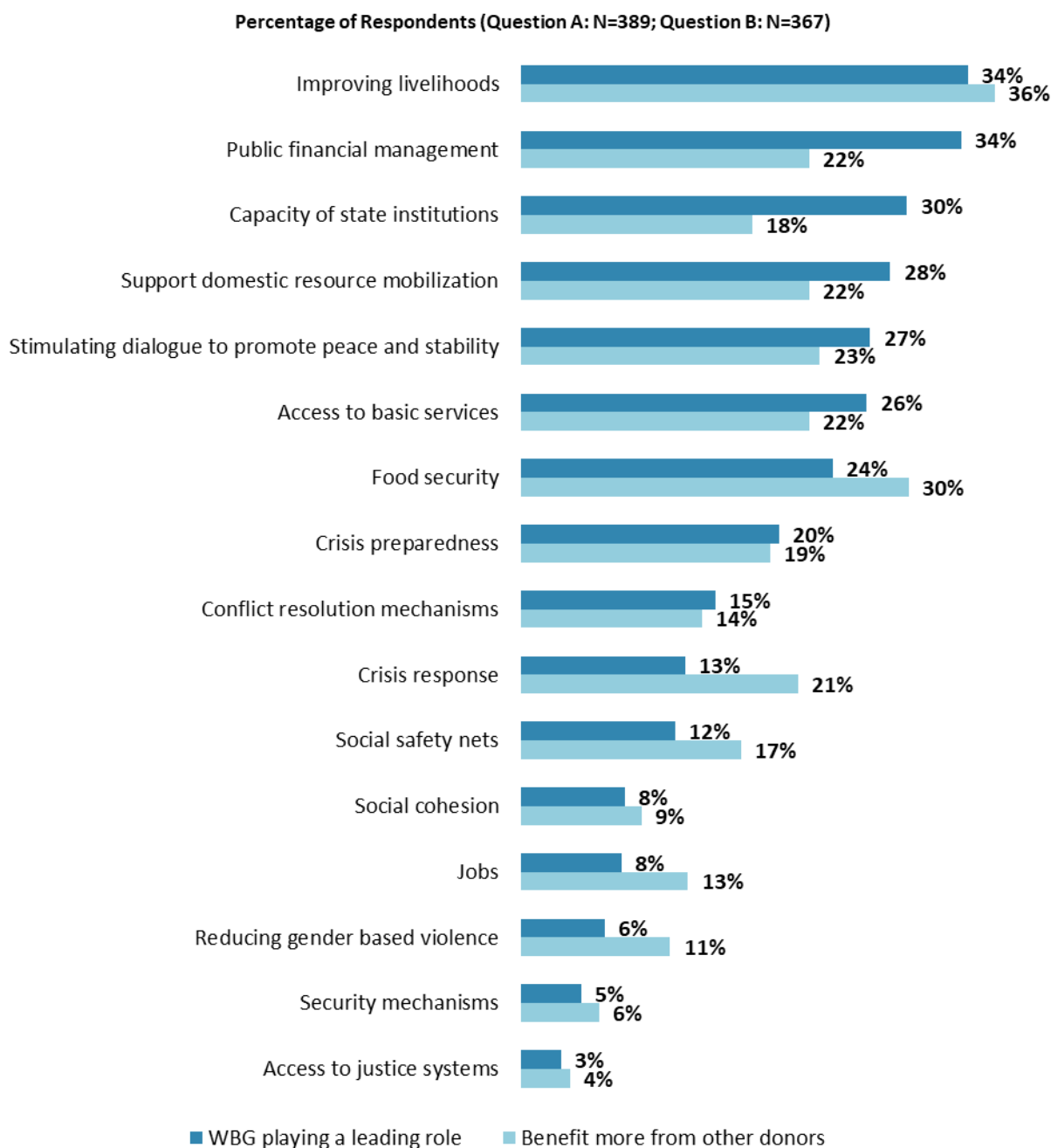


"To what degree does the World Bank Group support with its resources (financial, technical, knowledge and convening power)?"
(1-"To no degree at all", 10-"To a very significant degree")



X. The Future Role of the WBG in Sudan (continued)

The WBG Playing a Leading Role vs. Other Donors



"Please answer the following questions:

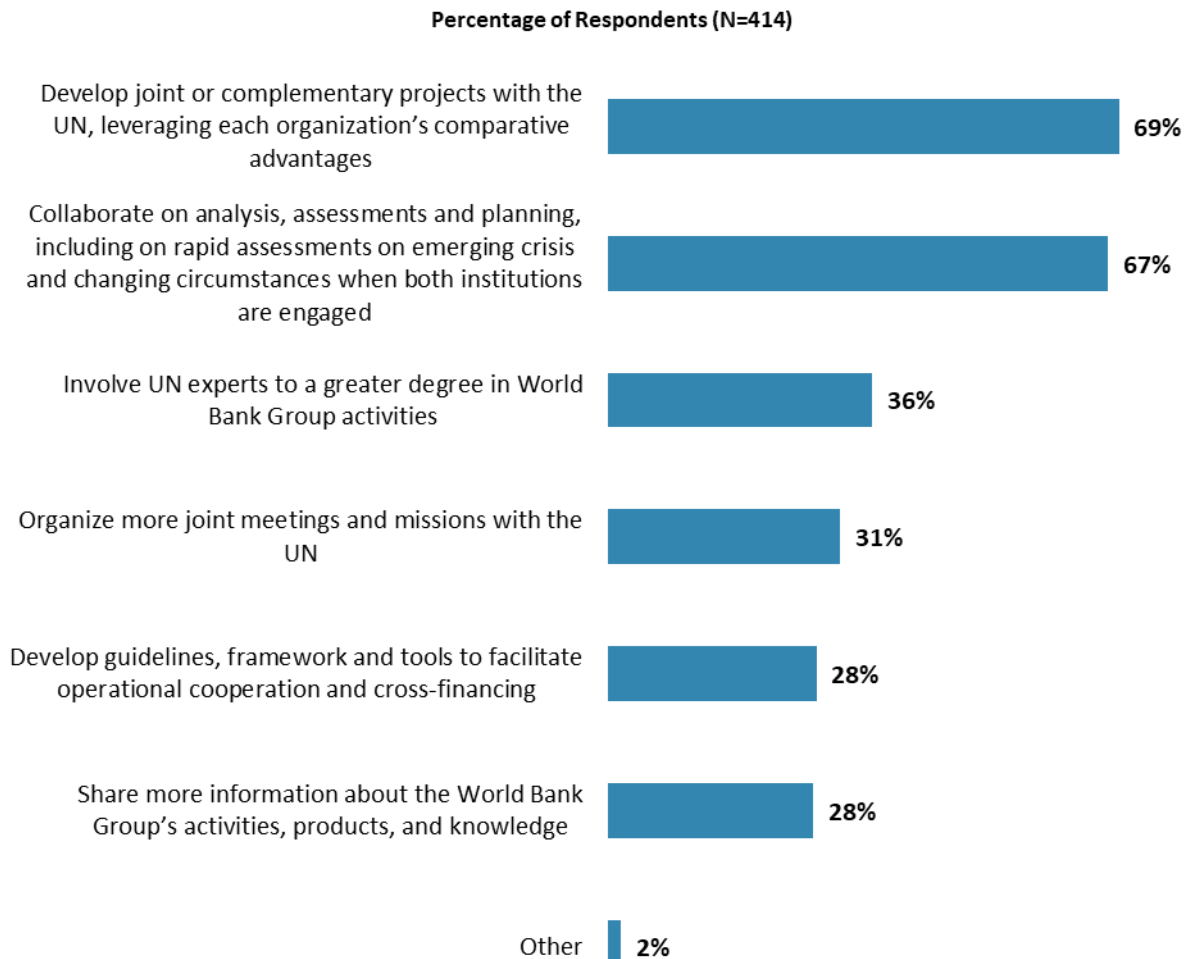
A. Which THREE areas below would benefit most from the World Bank Group playing a leading role among international partners in Sudan?

B. Which THREE areas below would benefit most from other donors in Sudan?"
(Respondents chose from a list. Responses combined.)



X. The Future Role of the WBG in Sudan (continued)

WBG Collaboration with the UN



"What should the World Bank Group do to improve collaboration with the UN in the field?"
(Choose no more than THREE)" (Respondents chose from a list. Responses combined.)



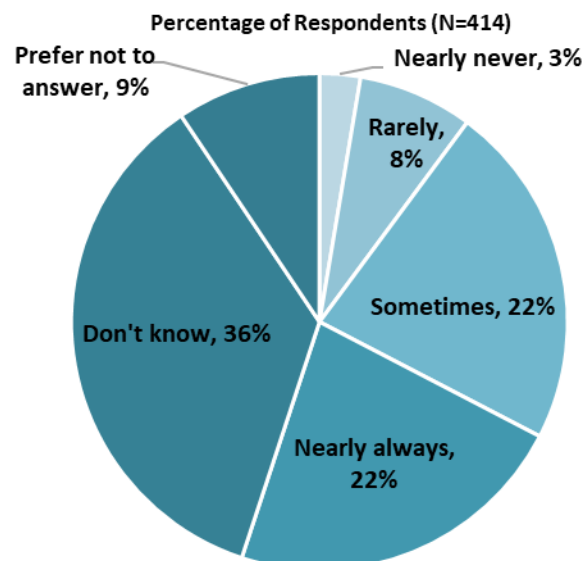
X. The Future Role of the WBG in Sudan (continued)

Partnering with UN Organizations



"Which TWO organizations do you think it is most valuable for the World Bank Group to collaborate with to tackle fragility in Sudan? (Choose no more than TWO)" (Respondents chose from a list. Responses combined)

WBG Partnerships



"To what extent does the World Bank Group partner with the right people to support work on the ground in Sudan?" (Respondents chose from a list.)

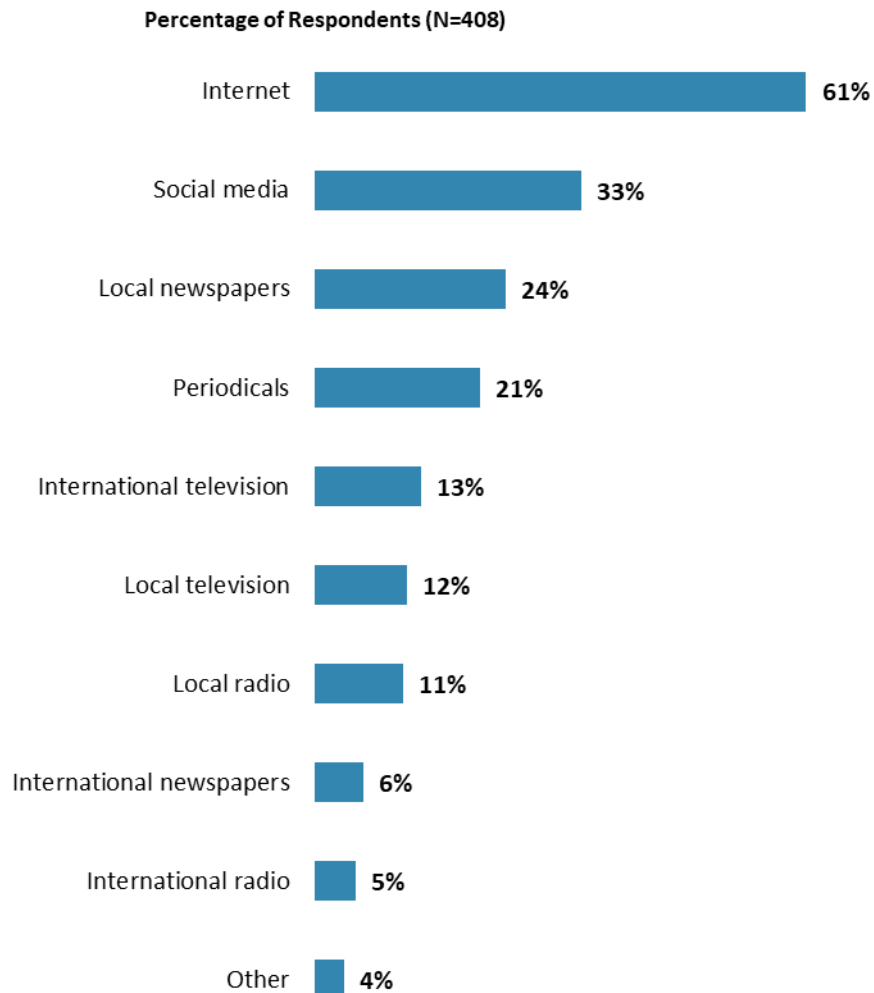


XI. Communication and Outreach

Note: When considering the World Bank Group's future outreach with key constituencies, please see Appendix B (page 66) for all responses by stakeholder groups.

General Information Sources

- **Year comparison:** Respondents in the previous FY'15 Country Survey indicated that they got most of their information about economic and social development issues in Sudan from “Internet” (63%).

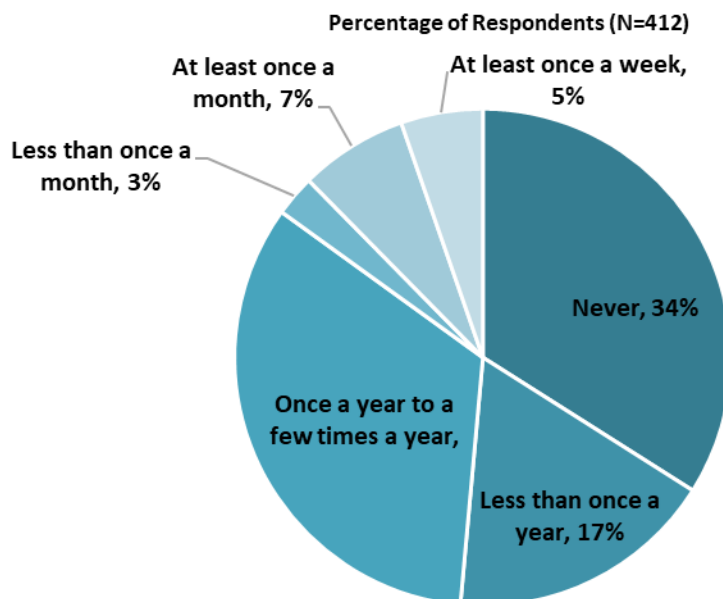


"How do you get most of your information about economic and social development issues in Sudan? (Choose no more than TWO)" (Respondents chose from a list. Responses combined.)



XI. Communication and Outreach (continued)

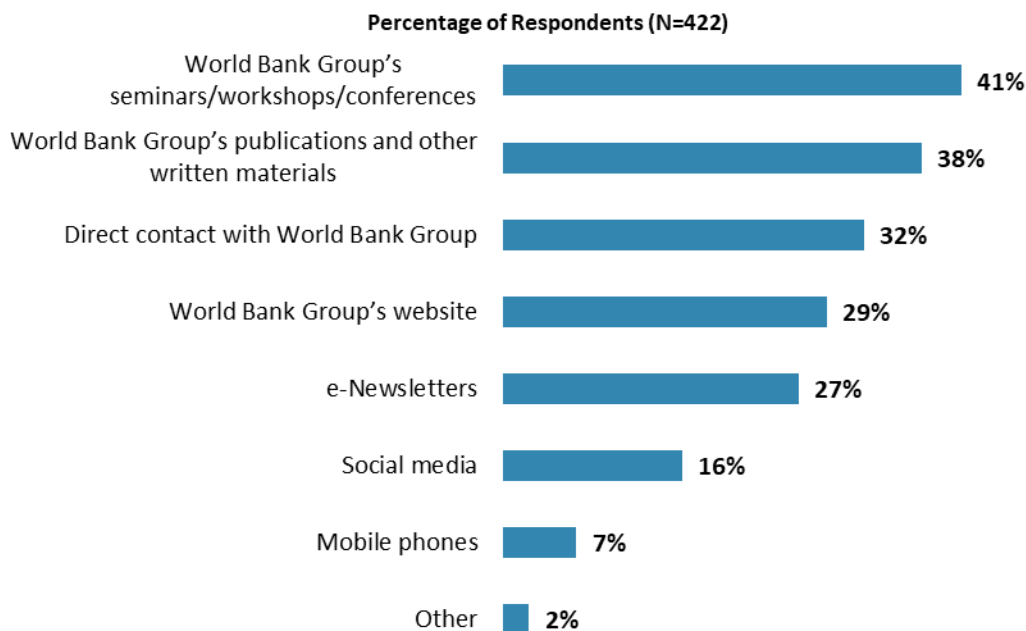
Frequency of Interaction with the WBG



"How frequently do you interact with the World Bank Group now in Sudan?" (Respondents chose from a list.)

Preferred Information Sources

- **Year comparison:** Respondents in the previous FY'15 Country Survey indicated that they would prefer to receive information from the WBG through "*World Bank Group's website*" (39%).

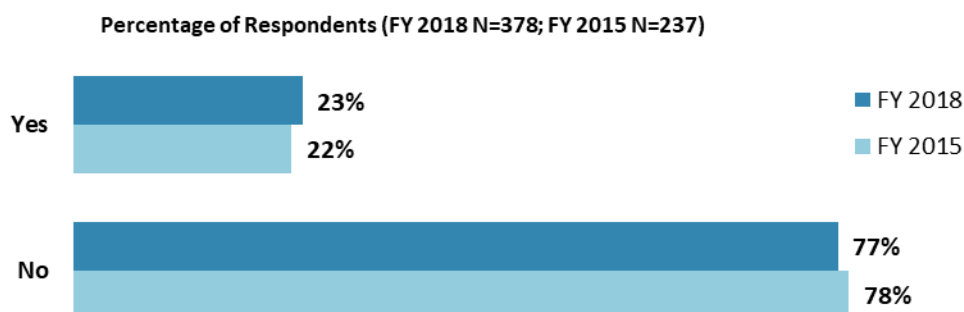


"How would you prefer to receive information from the World Bank Group?" (Choose no more than TWO)" (Respondents chose from a list. Responses combined.)



XI. Communication and Outreach (continued)

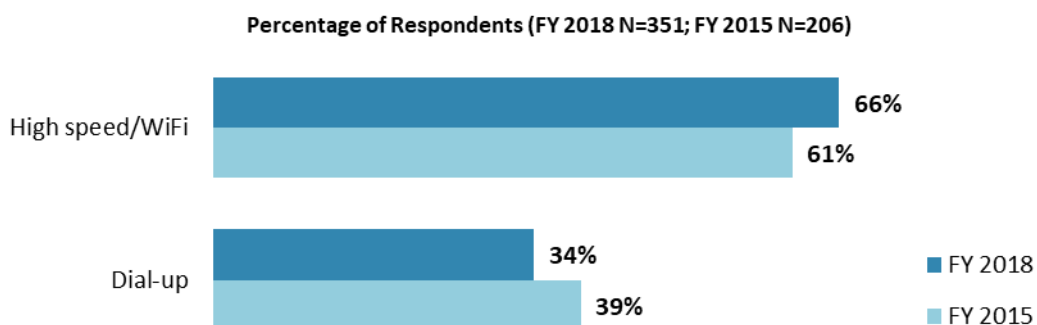
Access to Information¹⁵



"Are you aware of the World Bank Group's Access to Information Policies under which the World Bank Group discloses any information in its possession that is not on a list of exceptions?"

Access to the Internet

- 78 percent of respondents in this year's Country Survey indicated that they had reliable access to the Internet.



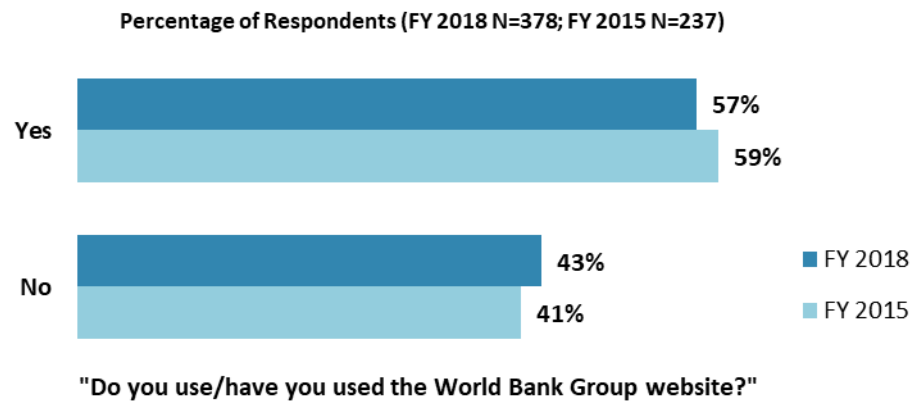
"Which Internet connection do you use primarily when visiting a World Bank Group website?
(Respondents chose from a list.)

¹⁵ Percentages presented in the charts on this page were calculated based on weighted data.

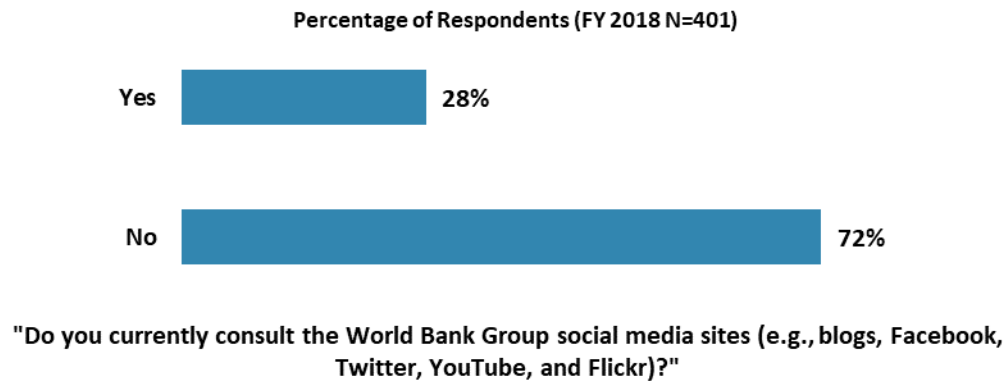


XI. Communication and Outreach (continued)

The WBG Website Usage¹⁶



Use of the WBG's Social Media Channels



¹⁶ Percentages presented in the chart were calculated based on weighted data.



XII. Appendices

A. Responses to All Questions across All Respondents.....	48
B. Responses to All Questions by Stakeholder Groups.....	66
C. Responses to Indicator Questions by Geographic Location.....	92
D. Responses to Select Questions by Levels of Collaboration with the World Bank Group	95
E. Responses to Select Questions by Year.....	102
F. Indicator Questions as a Function of Exposure to the WBG	108
G. WBG Country Opinion Survey FY 2018 – Sudan Questionnaire...	109

SUDAN





Appendix A: Responses to All Questions across All Respondents (N=430)

All rating scale questions are presented with the total number of respondents that provided a rating (N), the number of respondents who indicated that they “Don’t know” (DK), the mean rating across all respondents (Mean), and the standard deviation of this mean (SD). Indicator questions are noted with an asterisk (*).

A. General Issues Facing Sudan

1. In general, would you say that Sudan is headed in ... ?	Percentage of Respondents (N=377)
The right direction	19.9%
The wrong direction	49.1%
Not sure	31.0%

2. Listed below are a number of development priorities in Sudan. Please identify which of the following you consider the most important development priorities in Sudan. (Choose no more than THREE)	Percentage of Respondents (Responses Combined; N=409)
Education	49.1%
Agriculture and rural development	41.3%
Security/stabilization/reconstruction	28.4%
Anti-corruption	28.4%
Public sector governance/reform (i.e., government effectiveness, public financial management, public expenditure, fiscal system reform)	25.4%
Health	18.8%
Debt relief and access to finance	13.4%
Food security	11.7%
Poverty reduction	11.2%
Private sector development	10.0%
Economic growth	9.3%
Natural resource management (e.g., oil, gas, mining)	7.3%
Job creation/employment	5.9%
Social protection (e.g., pensions, targeted social assistance)	5.4%
Gender equity (closing the gap between women and men, and boys and girls)	3.7%
Transport (e.g., roads, bridges, transportation)	3.7%
Water and sanitation	3.4%
Trade and exports	3.2%
Equality of opportunity (i.e., social inclusion)	3.2%
Regional conflict and tensions	2.7%
Energy	2.0%
Climate change (e.g., mitigation, adaptation)	1.7%
Information and communications technology	1.7%
Global/regional integration	1.2%
Social cohesion	0.7%
Local governance and institutions	0.7%
Communicable/non-communicable diseases	0.7%
Urban development	0.5%
Judiciary reform	0.5%
Financial markets	0.2%
Gender based violence	0.2%
Crime and violence	0.2%
Disaster risk management	0.2%
Pollution	0.0%

**A. General Issues Facing Sudan (continued)**

3. Poverty reduction is a broad term that encompasses work in many different areas. Which THREE areas of development listed below do you believe would contribute most to reducing poverty in Sudan? (Choose no more than THREE)	Percentage of Respondents (Responses Combined; N=424)
Agriculture and rural development	58.7%
Economic growth	34.2%
Anti-corruption	33.0%
Job creation/employment	22.4%
Education	20.5%
Security/stabilization/reconstruction	15.6%
Public sector governance/reform (i.e., government effectiveness, public financial management, public expenditure, fiscal system reform)	15.6%
Equality of opportunity (i.e., social inclusion)	13.0%
Debt relief and access to finance	9.7%
Food security	9.7%
Social protection (e.g., pensions, targeted social assistance)	8.5%
Health	8.3%
Trade and exports	8.0%
Natural resource management (e.g., oil, gas, mining)	6.4%
Private sector development	5.9%
Transport (e.g., roads, bridges, transportation)	4.7%
Water and sanitation	3.8%
Information and communications technology	2.1%
Social cohesion	2.1%
Climate change (e.g., mitigation, adaptation)	1.9%
Judiciary reform	1.7%
Regional conflict and tensions	1.7%
Gender equity (closing the gap between women and men, and boys and girls)	1.4%
Local governance and institutions	1.2%
Global/regional integration	1.2%
Disaster risk management	0.9%
Energy	0.9%
Financial markets	0.7%
Urban development	0.7%
Crime and violence	0.5%
Communicable/non-communicable diseases	0.2%
Gender based violence	0.2%
Pollution	0.0%

**A. General Issues Facing Sudan (continued)**

4. The World Bank Group's "Shared Prosperity" goal captures two key elements, economic growth and equity. It will seek to foster income growth among the bottom 40 percent of a country's population. Improvement in the Shared Prosperity Indicator requires growth and well-being of the less well-off. When thinking about the idea of "shared prosperity" in your country, which of the following TWO best illustrate how this would be achieved in Sudan? (Choose no more than TWO)	Percentage of Respondents (Responses Combined; N=396)
Education and training that better ensure job opportunity	35.4%
Better entrepreneurial opportunities (i.e., to start small and medium sized businesses)	24.0%
Consistent economic growth	23.5%
Better natural resource management	22.5%
Better opportunity for the poor who live in rural areas	18.4%
Greater access to health and nutrition for citizens	13.1%
Greater access to micro-finance for the poor	12.9%
Debt relief and access to finance	10.4%
Greater voice and participation for citizens to help ensure greater accountability	7.3%
Better employment opportunities for young people	7.1%
A growing middle class	6.3%
More reliable social safety net	4.5%
Better quality public services	4.5%
Other	3.5%
Better opportunity for the poor who live in urban areas	2.5%
Better employment opportunities for women	1.8%

5. When considering the characteristics of a fragile state, please identify which of the following best illustrate fragility in Sudan. (Choose no more than TWO)	Percentage of Respondents (Responses Combined; N=403)
Policy inconsistency	48.1%
High levels of corruption	45.9%
Weak institutional capacity	26.1%
Weak accountability	22.3%
Political uncertainty	12.2%
Lack of access to development finance	10.9%
None. I do not consider Sudan a fragile state.	8.4%
Lack of security (i.e., conflict and violence)	7.9%
Food insecurity	4.0%
Weak social cohesion	2.5%
Other	1.5%

B. Overall Attitudes toward the World Bank Group

Familiarity	N	DK	Mean	SD
1. How familiar are you with the work of the World Bank Group in Sudan? (1-Not familiar at all, 10-Extremely familiar)	419	n/a	5.76	2.98
Effectiveness*	N	DK	Mean	SD
2. Overall, please rate your impression of the World Bank Group's effectiveness in Sudan. (1-Not effective at all, 10-Very effective)	341	78	5.84	2.86

**B. Overall Attitudes toward the World Bank Group (continued)**

Staff Preparedness	N	DK	Mean	SD
3. To what extent do you believe the World Bank Group's staff is well prepared (e.g., skills and knowledge) to help Sudan solve its most complicated development challenges? (1-To no degree at all, 10-To a very significant degree)	302	117	6.92	2.63

4. When thinking about how the World Bank Group can have the most impact on development results in Sudan, in which sectors do you believe the World Bank Group should focus most of its resources (financial and knowledge services) in Sudan? (Choose no more than THREE)	Percentage of Respondents (Responses Combined; N=428)
Agriculture and rural development	43.9%
Education	32.9%
Public sector governance/reform (i.e., government effectiveness, public financial management, public expenditure, fiscal system reform)	25.5%
Economic growth	25.0%
Poverty reduction	18.2%
Health	15.9%
Anti-corruption	13.1%
Job creation/employment	12.9%
Food security	11.7%
Security/stabilization/reconstruction	11.2%
Debt relief and access to finance	9.3%
Private sector development	8.6%
Natural resource management (e.g., oil, gas, mining)	7.9%
Energy	6.5%
Trade and exports	5.1%
Water and sanitation	4.9%
Social protection (e.g., pensions, targeted social assistance)	4.9%
Equality of opportunity (i.e., social inclusion)	4.7%
Transport (e.g., roads, bridges, transportation)	4.4%
Global/regional integration	3.7%
Climate change (e.g., mitigation, adaptation)	3.5%
Regional conflict and tensions	3.0%
Gender equity (closing the gap between women and men, and boys and girls)	3.0%
Information and communications technology	2.6%
Judiciary reform	2.1%
Urban development	1.9%
Disaster risk management	1.6%
Financial markets	1.4%
Local governance and institutions	1.2%
Communicable/non-communicable diseases	0.9%
Social cohesion	0.9%
Pollution	0.5%
Crime and violence	0.5%
Gender based violence	0.0%

**B. Overall Attitudes toward the World Bank Group (continued)**

5. When thinking about the World Bank Group's role, which activity do you believe is of greatest VALUE and which activity is of second greatest value in Sudan?	Percentage of Respondents (N=370)		
	Greatest Value	2 nd Greatest Value	Combined
Capacity development related to World Bank Group supported projects	23.8%	16.2%	40.1%
Strategy formulation (e.g., PRSP assistance)	10.7%	15.1%	25.8%
Implementation support	11.8%	12.2%	23.9%
Policy advice, studies, analyses	12.6%	11.1%	23.7%
Financial resources	9.9%	7.8%	17.7%
Data and statistics	7.1%	9.2%	16.3%
Technical assistance	6.3%	8.1%	14.4%
Donor coordination	5.5%	8.1%	13.6%
Bringing together different groups of stakeholders	6.0%	4.3%	10.4%
Mobilizing third party financial resources	4.1%	3.5%	7.6%
Promoting knowledge sharing	1.6%	3.8%	5.4%
Other	0.5%	0.5%	1.1%

6. Which of the following do you identify as the World Bank Group's greatest WEAKNESSES in its work in Sudan? (Choose no more than TWO)	Percentage of Respondents (Responses Combined; N=411)
Not adequately sensitive to political/social realities in Sudan	24.1%
Not willing to honestly criticize policies and reform efforts in the country	15.3%
Too influenced by developed countries	13.9%
Don't know	13.9%
Not enough public disclosure of its work	11.7%
World Bank Group's processes too slow	10.9%
Not collaborating enough with private sector	10.2%
Its advice and strategies do not lend themselves to practical problem solving	10.0%
Not collaborating enough with civil society (including NGOs, CBOs, beneficiary representatives)	9.0%
Not exploring alternative policy options	8.8%
Not aligned with country priorities	7.8%
World Bank Group's processes too complex	7.8%
Not sufficiently focused on results	6.6%
Not focused enough on issues that are unique to post-conflict countries	6.3%
Staff too inaccessible	5.6%
Not in it for the long term	5.4%
Inadequate World Bank Group's staffing in Sudan	5.1%
Not adequately collaborating with organizations such as bilaterals, multilaterals, trust funds, UN agencies	4.4%
Arrogant in its approach	2.2%
Other	2.2%
The credibility of its knowledge/data	0.5%

7. To what extent do you believe that the World Bank Group's work and support help the poorest in Sudan? (Select only ONE response)	Percentage of Respondents (N=426)
To a fully sufficient degree	4.5%
To a somewhat sufficient degree	27.0%
To a somewhat insufficient degree	29.8%
To a very insufficient degree	23.7%
Don't know	15.0%

**B. Overall Attitudes toward the World Bank Group (continued)**

8. How EFFECTIVE do you believe the following World Bank Group's instruments are in supporting the Sudan Government's efforts to reduce poverty? (1-Not effective at all, 10-Very effective)	Effectiveness			
	N	N/A	Mean	SD
Analytical services and products	205	157	6.11	2.42
Technical assistance	235	110	6.22	2.60
Capacity building	235	100	6.18	2.80
Trust funds and grants	208	138	5.26	2.76

9. In addition to the regular relations with the national government, which TWO of the following groups should the World Bank Group collaborate with more in your country? (Choose no more than TWO)	Percentage of Respondents (Responses Combined; N=426)
Academia/think tanks/research institutes	34.5%
Beneficiaries	31.7%
NGOs/Community Based Organizations	25.6%
Private sector	24.9%
Youth/university groups	17.8%
Local government	16.0%
Foundations	8.5%
Donor community	7.7%
Media	6.6%
UN agencies	5.6%
Regional organizations (e.g., African Union)	4.9%
Parliament	3.8%
Emerging donors	3.1%
Other	2.3%
Don't know	1.2%
UN and regional peace keeping forces	0.5%

To what extent do you agree with the following statements about the World Bank Group's work in Sudan? (1-Strongly disagree, 10-Strongly agree)	Level of Agreement			
	N	DK	Mean	SD
10. Overall the World Bank Group currently plays a relevant role in development in Sudan*	339	70	5.21	2.82
11. The World Bank Group's work is aligned with what I consider the development priorities for Sudan*	323	76	5.05	2.79

**B. Overall Attitudes toward the World Bank Group (continued)**

To what extent is the World Bank Group an effective development partner in Sudan, in terms of each of the following? (1-To no degree at all, 10-To a very significant degree)	Mean Rating			
	N	DK	Mean	SD
12. Responsiveness to needs*	291	95	4.78	2.51
13. Flexibility (in terms of the institution's products and services)*	263	106	4.88	2.47
14. Flexibility (in terms of changing country circumstances)*	271	100	4.81	2.55
15. Being inclusive*	250	105	5.05	2.57
16. Openness (sharing data and other information)*	291	87	6.11	2.52
17. Collaboration with the Government*	289	97	6.23	2.56
18. The speed in which it gets things accomplished on the ground*	281	98	5.48	2.64
19. Helping to bring discipline/effective supervision to implementation of investment projects*	272	108	5.36	2.99
20. Collaboration with civil society*	288	99	5.42	2.70
21. Staff accessibility*	279	96	5.13	2.85
22. Collaboration with other donors and development partners*	261	120	6.53	2.59
23. Collaboration with the private sector*	230	149	5.17	2.71
24. Collaboration with the UN*	241	137	6.95	2.66
25. Straightforwardness and honesty*	242	135	7.17	2.64
26. Treating clients and stakeholders in Sudan with respect*	265	110	6.83	2.79
27. Being a long-term partner*	271	116	6.41	2.82

28. To what extent does the World Bank Group partner with the right people to support work on the ground in Sudan? (Select only ONE response)	Percentage of Respondents (N=414)
Nearly never	2.7%
Rarely	7.5%
Sometimes	22.5%
Nearly always	22.5%
Don't know	35.5%
Prefer not to answer	9.4%

29. Which TWO organizations do you think it is most valuable for the World Bank Group to collaborate with to tackle fragility in Sudan? (Choose no more than TWO)	Percentage of Respondents (Responses Combined; N=423)
United Nations Development Program (UNDP)	43.3%
World Food Program (WFP)	34.5%
World Health Organization (WHO)	28.8%
The United Nations International Children's Emergency Fund (UNICEF)	22.2%
Don't know	14.2%
None. I don't believe the World Bank Group needs to partner with the UN organizations.	12.5%
The International Organization for Migration (IOM)	7.1%
Save the Children	4.0%
The Red Cross	2.8%
United Nations Peacekeeping	2.1%
The International Committee of the Red Cross (ICRC)	0.7%

**B. Overall Attitudes toward the World Bank Group (continued)**

30. When World Bank Group assisted reform efforts fail or are slow to take place, which of the following would you attribute this to? (Choose no more than THREE)	Percentage of Respondents (Responses Combined; N=420)
Political pressures and obstacles	43.3%
Poor coordination within the Government	30.5%
Reforms are not well thought out in light of country challenges	29.8%
Corruption	26.2%
The World Bank Group is not sensitive enough to political/social realities on the ground	24.3%
Inadequate funding	22.9%
There is not an adequate level of citizen/civil society participation	21.9%
Lack of/inadequate levels of capacity in Government	19.8%
The World Bank Group does not provide the government with consistent support throughout the reform effort	19.5%
Ongoing conflict and instability	18.1%
There is an inadequate level of private sector participation and support	11.9%
Poor donor coordination	5.7%
Other	1.9%
Poor coordination within the World Bank Group	1.7%

C. World Bank Group's Effectiveness and Results

1. In Sudan, to what extent do the World Bank Group's financial resources, advice, and knowledge influence policy related to ... ? <i>(1-To no degree at all, 10-To a very significant degree)</i>	Mean Rating			
	N	DK	Mean	SD
1. Gender (i.e., closing the gap between women and men, and boys and girls)	249	160	5.21	2.87
2. The impact of climate change	240	157	4.90	2.71

**C. World Bank Group's Effectiveness and Results (continued)**

2. How EFFECTIVE do you believe the World Bank Group is in terms of the work it does in the following areas of development in Sudan? (1-Not effective at all, 10-Very effective)	Effectiveness			
	N	DK	Mean	SD
1. Social protection (e.g., pensions, targeted social assistance)	191	210	4.60	2.74
2. Gender equity (closing the gap between women and men, and boys and girls)	229	170	5.38	2.77
3. Private sector development	213	180	4.88	2.79
4. Education	294	109	6.48	2.79
5. Public sector governance/reform (i.e., government effectiveness, public financial management, public expenditure, fiscal system reform)	256	145	5.76	2.94
6. Global/regional integration	187	187	5.45	2.82
7. Food security	253	139	5.34	2.86
8. Urban development	224	166	4.95	2.70
9. Energy	193	191	4.73	2.97
10. Water and sanitation	233	158	4.90	2.97
11. Pollution	198	183	4.61	2.92
12. Job creation/employment	241	152	4.52	2.84
13. Health	259	134	5.60	2.86
14. Financial markets	185	204	4.65	2.87
15. Transport (e.g., roads, bridges, transportation)	196	187	4.46	2.99
16. Agriculture and rural development	254	133	5.44	2.96
17. Trade and exports	201	189	4.46	2.89
18. Crime and violence	180	209	4.02	2.75
19. Natural resource management (e.g., oil, gas, mining)	201	189	4.47	2.83
20. Climate change (e.g., mitigation, adaptation)	222	169	5.12	2.93
21. Poverty reduction	289	109	5.83	2.91
22. Anti corruption	237	157	4.60	3.19
23. Judiciary reform	172	215	3.87	2.83
24. Economic growth	259	128	5.27	2.97
25. Disaster risk management	221	170	4.74	2.85
26. Equality of opportunity (i.e., social inclusion)	196	196	4.82	2.97
27. Communicable/non-communicable diseases	191	193	4.74	2.83
28. Information and communications technology	202	186	4.93	2.87
29. Gender based violence	205	183	5.20	2.93
30. Security/stabilization/reconstruction	231	158	5.44	2.89
31. Regional conflict and tensions	205	186	4.96	2.85
32. Local governance and institutions	208	185	4.46	2.52
33. Social cohesion	193	194	4.12	2.72
34. Debt relief and access to finance	233	165	4.62	3.29
Achieving Development Results*	N	DK	Mean	SD
3. To what extent does the World Bank Group's work help to achieve development results in Sudan? (1-To no degree at all, 10-To a very significant degree)	352	74	5.70	2.67

**C. World Bank Group's Effectiveness and Results (continued)**

Building and Strengthening Country Systems*	N	DK	Mean	SD
4. To what extent does the World Bank Group help to build/strengthen existing country systems (e.g., procurement, financial management, etc.) in Sudan? (1-To no degree at all, 10-To a very significant degree)	303	122	5.76	3.01

To what extent do you agree with the following statements about the World Bank Group in Sudan? (1-Strongly disagree, 10-Strongly agree)	N	DK	Mean	SD
5. The World Bank Group's financial instruments (i.e., Trust Funds, etc.) meet the needs of Sudan*	298	111	4.26	2.79
6. The World Bank Group meets Sudan's needs for knowledge services (e.g., research, analysis, data, technical assistance)*	338	72	5.46	2.85

Finance for Development	N	DK	Mean	SD
7. How effectively does the World Bank Group help Sudan to mobilize finance for development from private sector sources? (1-Not effectively at all, 10-Very effectively)	260	160	4.46	2.98

D. The World Bank Group's Knowledge Work and Activities

1. How frequently do you consult World Bank Group's knowledge work and activities in the work you do?	Percentage of Respondents (N=414)
Weekly	4.6%
Monthly	13.5%
A few times a year	37.4%
Rarely	24.6%
Never	19.8%

In Sudan, to what extent do you believe that the World Bank Group's knowledge work and activities: (1-To no degree at all, 10-To a very significant degree)	Degree			
	N	DK	Mean	SD
2. Are timely	280	123	6.08	2.59
3. Include appropriate level of stakeholder involvement during preparation	283	104	5.96	2.70
4. Lead to practical solutions	303	93	6.11	2.62
5. Are accessible (well written and easy to understand)	281	100	6.26	2.71
6. Are source of relevant information on global good practices	289	95	7.01	2.61
7. Are adequately disseminated	300	96	6.03	2.82
8. Are translated enough into local language	296	98	6.17	2.92
9. Are adaptable to Sudan's specific development challenges and country circumstances*	298	95	6.43	2.70

Overall Evaluations	N	DK	Mean	SD
10. Overall, how significant a contribution do you believe the World Bank Group's knowledge work and activities make to development results in your country?* (1-Not significant at all, 10-Very significant)	361	61	6.86	2.75
11. Overall, how would you rate the technical quality of the World Bank Group's knowledge work and activities?* (1-Very low technical quality, 10-Very high technical quality)	327	94	6.99	2.46

**E. Working with the World Bank Group**

1. When working with the World Bank Group on programs, projects and other activities, do you believe that the team ... ? (Select only ONE response)	Percentage of Respondents (N=409)
Almost never has the right skills mix to tackle the challenges of fragility	5.1%
Rarely has the right skills mix to tackle the challenges of fragility	4.6%
Sometimes has the right skills mix to tackle the challenges of fragility	20.5%
Almost always has the right skills mix to tackle the challenges of fragility	29.8%
Don't know	26.2%
Prefer not to answer	13.7%

To what extent do you agree/disagree with the following statements? (1-Strongly disagree, 10-Strongly agree)	Level of Agreement			
	N	DK	Mean	SD
2. The World Bank Group disburses funds promptly	239	158	4.67	2.71
3. The World Bank Group effectively monitors and evaluates the projects and programs it supports	333	77	7.31	2.52
4. The World Bank Group's approvals and reviews are done in a timely fashion	287	117	6.22	2.60
5. The World Bank Group's "Safeguard Policy" requirements are reasonable	263	137	6.10	2.61
6. The World Bank Group takes decisions quickly in Sudan*	256	143	4.59	2.75
7. Working with the World Bank Group increases Sudan's institutional capacity	324	75	7.17	2.63
8. Where country systems (e.g., procurement, financial management, etc.) are adequate, the World Bank Group makes appropriate use of them*	271	135	7.20	2.44

WBG Staff Level	N	DK	Mean	SD
9. To what extent do you believe the World Bank Group is adequately staffed in Sudan? (1-To no degree at all, 10-To a very significant degree)	215	206	5.20	2.60

Donor Support to Refugees	N	DK	Mean	SD
10. To what extent do you believe that the donor community is doing enough to support the government's efforts related to refugees in Sudan? (1-To no degree at all, 10-To a very significant degree)	298	125	5.12	2.81

11. In which of the following areas do you believe the World Bank Group should provide most of its resources when it comes to providing support to the refugee crisis in Sudan? (Choose no more than TWO)	Percentage of Respondents (Responses Combined; N=411)
Health	56.0%
Education	48.4%
Supporting poor and marginalized local communities	27.7%
Infrastructure	16.1%
Public services	14.8%
Don't know	6.1%
Jobs	5.6%
Macro issues (fiscal accounts, balance of payments, etc.)	5.4%
Social cohesion	3.6%
Business development	2.9%
Other	1.9%

**E. Working with the World Bank Group (continued)**

12. Please rate how you feel when you think about the impact of the refugees in regards to....	A very negative impact	A somewhat negative impact	A somewhat positive impact	A very positive impact	No impact at all
Sudan's economy (N=413)	38.3%	42.6%	13.8%	1.9%	3.4%
Social cohesion (N=397)	29.5%	43.8%	12.3%	3.3%	11.1%
National security (N=400)	42.0%	44.0%	5.3%	2.3%	6.5%
Public service delivery (N=403)	35.2%	41.9%	12.4%	4.7%	5.7%
Sudan's poor and marginalized (N=407)	45.0%	43.2%	4.4%	1.5%	5.9%

F. The Future Role of the World Bank Group in Sudan

1. Which of the following SHOULD the World Bank Group do to make itself of greater value in Sudan? (Choose no more than TWO)	Percentage of Respondents (Responses Combined; N=412)
Mobilize more financial resources through trust funds and partnerships	25.7%
Increase the level of capacity development in the country	25.5%
Reduce the complexity of obtaining World Bank Group financing	23.5%
Collaborate more effectively with Government clients (e.g., national, state, local)	23.1%
Offer more innovative knowledge services	16.3%
Work more with civil society and beneficiary representatives	14.1%
Provide more adequate data/knowledge/statistics/figures on Sudan's economy	11.7%
Help to bring discipline/effective supervision to implementation of World Bank Group projects	10.2%
Leverage the private sector more (i.e., mobilize private sector development)	8.3%
Work more with private sector	6.1%
Collaborate more effectively with organizations such as bilaterals, multilaterals, trust funds, UN agencies	5.8%
Work faster	5.6%
Offer more innovative financial products	4.4%
Ensure greater selectivity in its work	4.4%
Improve the quality of its experts as related to Sudan's specific challenges	4.1%
Improve the competitiveness of its financing compared to markets (e.g., cost, timeliness, other terms)	3.4%
Increase the level of World Bank Group staffing in Sudan's office	2.7%
Other	1.9%

2. When considering the combination of services that the World Bank Group offers in Sudan, and taking into account its limited level of resources, which ONE of the following do you believe the World Bank Group should offer more of in Sudan? (Select only ONE response)	Percentage of Respondents (N=393)
Financial services	38.7%
Knowledge products	31.0%
Don't know	9.9%
Convening services	8.9%
The combination is appropriate for Sudan	7.4%
None of the above	4.1%

**F. The Future Role of the World Bank Group in Sudan (continued)**

3. What should the World Bank Group do to improve collaboration with the UN in the field? (Choose no more than THREE)	Percentage of Respondents (Responses Combined; N=414)
Develop joint or complementary projects with the UN, leveraging each organization's comparative advantages	68.6%
Collaborate on analysis, assessments and planning, including on rapid assessments on emerging crisis and changing circumstances when both institutions are engaged	67.1%
Involve UN experts to a greater degree in World Bank Group activities	35.5%
Organize more joint meetings and missions with the UN	31.2%
Develop guidelines, framework and tools to facilitate operational cooperation and cross-financing	28.0%
Share more information about the World Bank Group's activities, products, and knowledge	27.5%
Other	1.7%

4A. Which THREE areas below would benefit most from the World Bank Group playing a leading role among international partners in Sudan? (Choose no more than THREE)	Percentage of Respondents (Responses Combined; N=389)
Improving livelihoods	34.2%
Public financial management	33.7%
Capacity of state institutions	29.6%
Support domestic resource mobilization	28.3%
Stimulating dialogue to promote peace and stability	26.7%
Access to basic services	26.5%
Food security	23.9%
Crisis preparedness	19.8%
Conflict resolution mechanisms	14.9%
Crisis response	12.6%
Social safety nets	11.8%
Social cohesion	8.0%
Jobs	7.7%
Reducing gender based violence	6.4%
Security mechanisms	4.6%
Access to justice systems	3.1%

**F. The Future Role of the World Bank Group in Sudan (continued)**

4B. Which THREE areas below would benefit most from other donors in Sudan? (Choose no more than THREE)	Percentage of Respondents (Responses Combined; N=367)
Improving livelihoods	36.2%
Food security	29.7%
Stimulating dialogue to promote peace and stability	22.9%
Public financial management	22.1%
Support domestic resource mobilization	22.1%
Access to basic services	22.1%
Crisis response	21.3%
Crisis preparedness	19.1%
Capacity of state institutions	17.7%
Social safety nets	16.9%
Conflict resolution mechanisms	13.9%
Jobs	12.8%
Reducing gender based violence	11.4%
Social cohesion	9.3%
Security mechanisms	6.0%
Access to justice systems	3.8%

5. To what degree does the World Bank Group support with its resources (financial, technical, knowledge and convening power)? (1-To no degree at all, 10-To a very significant degree)	Degree				
	N	DK	PNA¹⁷	Mean	SD
1. Social cohesion	165	134	87	4.72	2.87
2. Public financial management	201	112	68	6.27	2.71
3. Reducing gender based violence	163	135	73	5.39	2.44
4. Crisis preparedness	189	124	65	5.63	2.65
5. Crisis response	189	117	68	5.48	2.71
6. Access to justice systems	143	147	83	4.49	2.67
7. Security mechanisms	137	148	81	4.42	2.61
8. Conflict resolution mechanisms	168	134	72	5.42	2.62
9. Support domestic resource mobilization	206	111	60	5.62	2.65
10. Access to basic services	213	103	61	5.58	2.75
11. Capacity of state institutions	212	105	62	5.77	2.66
12. Jobs	167	124	71	4.61	2.63
13. Improving livelihoods	215	104	60	5.70	2.78
14. Food security	203	113	61	5.56	2.80
15. Social safety nets	182	126	78	5.33	2.71
16. Stimulating dialogue to promote peace and stability	192	117	75	5.64	2.69

¹⁷ "Prefer not to answer" response option

**G. Communication and Information Sharing**

1. How frequently do you interact with the World Bank Group now in Sudan?	Percentage of Respondents (N=412)
Never	34.0%
Less than once a year	17.5%
Once a year to a few times a year	33.5%
Less than once a month	2.7%
At least once a month	7.0%
At least once a week	5.3%

2. How much face-to-face access would you like to have with the World Bank Group in Sudan (i.e., discussions, meetings, conferences, workshops, training, etc.)? (Select only ONE response)	Percentage of Respondents (N=404)
I prefer more frequent interactions with the World Bank Group	69.1%
I prefer the frequency of my interactions with the World Bank Group to be just about the same as they are currently	10.1%
I prefer less frequent interactions with the World Bank Group	0.7%
I prefer to have no face to face interactions with the World Bank Group	3.0%
Prefer not to answer	17.1%

3. How do you get most of your information about economic and social development issues in Sudan? (Choose no more than TWO)	Percentage of Respondents (Responses Combined; N=408)
Internet	61.0%
Social media (e.g., blogs, Facebook, Twitter, YouTube, Flickr)	33.1%
Local newspapers	23.8%
Periodicals	20.6%
International television	13.2%
Local television	11.5%
Local radio	11.0%
International newspapers	6.1%
International radio	5.1%
Other	3.7%

4. How would you prefer to receive information from the World Bank Group? (Choose no more than TWO)	Percentage of Respondents (Responses Combined; N=422)
World Bank Group's seminars/workshops/conferences	41.2%
World Bank Group's publications and other written materials	37.7%
Direct contact with World Bank Group (i.e., face to face meetings/discussions)	32.5%
World Bank Group's website	29.1%
e-Newsletters	26.5%
Social media (e.g., blogs, Facebook, Twitter, YouTube, Flickr)	16.1%
Mobile phones	6.6%
Other	2.4%

5. Are you aware of the World Bank Group's Access to Information Policies under which the World Bank Group discloses any information in its possession that is not on a list of exceptions?	Percentage of Respondents (N=404)
Yes	22.8%
No	77.2%

**G. Communication and Information Sharing (continued)**

6. Do you have reliable access to the Internet?	Percentage of Respondents (N=399)
Yes	77.7%
No	22.3%

7. Do you use/have you used the World Bank Group website?	Percentage of Respondents (N=404)
Yes	58.7%
No	41.3%

8. Do you currently consult the World Bank Group social media sites (e.g., blogs, Facebook, Twitter, YouTube, and Flickr)?	Percentage of Respondents (N=401)
Yes	27.7%
No	72.3%

9. Which Internet connection do you use primarily when visiting a World Bank Group website?	Percentage of Respondents (N=378)
High speed/WiFi	66.4%
Dial-up	33.6%

10. How frequently do you consult the World Bank Group's website and/or social media channels (e.g., blogs, Facebook, Twitter, YouTube, Flickr) for information/knowledge that you can use in your work?	Percentage of Respondents (N=410)
Weekly	11.7%
Monthly	12.4%
A few times a year	30.0%
Rarely	23.4%
Never	22.4%

Please rate how much you agree with the following statements. (1-Strongly disagree, 10-Strongly agree)	Level of Agreement			
	N	DK	Mean	SD
11. I find the World Bank Group's websites easy to navigate.	201	25	7.25	2.49
12. I find the information on the World Bank Group's websites useful.	201	25	7.62	2.15
13. The World Bank Group's social media channels (e.g., blogs, Facebook, Twitter, YouTube, Flickr) are valuable sources of information about the institution	212	175	7.51	2.67

**H. Background Information**

1. Which of the following best describes your current position? (Select only ONE response)	Percentage of Respondents (N=427)
Employee of a Ministry, Ministerial Department or Implementation Agency	21.5%
Academia/Research Institute/Think Tank	14.3%
Media (press, radio, TV, web, etc.)	13.6%
Private Sector Organization	10.5%
Bilateral/Multilateral Agency	9.8%
NGO/Community Based Organization	8.4%
PMU overseeing implementation of project/Consultant/Contractor working on World Bank Group supported project/program	7.0%
Local Government Office or Staff	3.3%
Other	3.3%
Office of Parliamentarian	2.8%
Office of Minister	2.1%
Private Foundation	0.9%
Independent Government Institution (i.e., Regulatory Agency, Central Bank/oversight institution)	0.9%
Office of the President, Prime Minister	0.5%
Financial Sector/Private Bank	0.5%
Faith-Based Group	0.2%
Youth Group	0.2%
Trade Union	0.0%
Judiciary Branch	0.0%

2. Please identify the primary specialization of your work. (Select only ONE response)	Percentage of Respondents (N=421)
Other	18.5%
Education	14.0%
Macroeconomics and fiscal management	11.2%
Agriculture	8.1%
Urban, rural, and social development	7.6%
Generalist (specialized in multiple sectors)	6.2%
Environment and natural resources	5.7%
Health, nutrition, and population	5.7%
Transport and ICT	5.0%
Social protection and labor	3.8%
Poverty	2.9%
Trade and competitiveness	2.1%
Public-private partnerships	1.7%
Governance	1.7%
Finance and markets	1.4%
Fragility, conflict and violence	1.2%
Water	1.0%
Gender	1.0%
Jobs	0.7%
Climate Change	0.7%
Energy and extractives	0.0%

**H. Background Information (continued)**

3. Currently, do you professionally collaborate/work with the World Bank Group in your country?	Percentage of Respondents (N=413)
Yes	41.2%
No	58.8%

4. Which of the following describes most of your exposure to the World Bank Group in Sudan? (Choose no more than TWO)	Percentage of Respondents (Responses Combined; N=397)
Collaborate as part of my professional duties	50.1%
Use World Bank Group reports/data	34.0%
Use World Bank Group website for information, data, research, etc.	28.2%
Engage in World Bank Group related/sponsored events/activities	28.0%
Observer (i.e., follow in media, discuss in informal conversations, etc.)	26.4%

5. What's your gender?	Percentage of Respondents (N=427)
Female	32.1%
Male	67.9%

6. What's your age?	Percentage of Respondents (N=415)
25 and under	1.4%
26-35	17.8%
36-45	30.8%
46-55	28.2%
56 and above	21.7%

7. Which best represents your geographic location?	Percentage of Respondents (N=423)
Central Sudan (Khartoum, Gezira, Sennar, Blue Nile, and White Nile States)	72.6%
Western Sudan (North Kordofan, West Kordofan, and South Kordofan States and North Darfur, South Darfur, West Darfur, Central Darfur and East Darfur States)	18.0%
Northern Sudan (Nile and Northern States)	6.4%
Eastern Sudan (Gedarif, Kassala, and Red Sea States)	3.1%

Appendix B: Responses to All Questions by Stakeholder Groups¹⁸

- Office of the President/Prime Minister/Minister N=11
- PMU/Consultant on WBG Project N=30
- Private Sector N=47
- Academia N=61
- Office of Parliamentarian N=12
- Local Government N=14
- CSO N=42
- Other N=18
- Employee of a Ministry N=92
- Bilateral/Multilateral Agency N=42
- Media N=58

A. General Issues facing Sudan

In general, would you say that Sudan is headed in ... ?*

Percentage of Respondents	Office of President/Prime Minister/Minister	Office of Parliamentarian	Employee of a Ministry	PMU/ Consultant on WBG Project	Local Govt.	Bilateral/ Multilateral Agency	Private Sector	CSO	Media	Academia	Other
The right direction	50.0%	25.0%	32.9%	23.8%	33.3%	12.8%	15.2%	10.8%	24.5%	3.4%	20.0%
The wrong direction	10.0%	25.0%	27.8%	47.6%	44.4%	48.7%	67.4%	75.7%	44.9%	63.8%	40.0%
Not sure	40.0%	50.0%	39.2%	28.6%	22.2%	38.5%	17.4%	13.5%	30.6%	32.8%	40.0%

*Significantly different between stakeholder groups

¹⁸427 respondents provided their current position (question H1 in the questionnaire), therefore, only responses from these individuals were analyzed.

A. General Issues Facing Sudan (continued)

Listed below are a number of development priorities in Sudan. Please identify which of the following you consider the most important development priorities in Sudan. (Choose no more than THREE)

Percentage of Respondents (Responses combined)	Office of President/Prime Minister/Minister	Office of Parliamentarian	Employee of a Ministry	PMU/ Consultant on WBG Project	Local Govt.	Bilateral/ Multilateral Agency	Private Sector	CSO	Media	Academia	Other
Social protection*	9.1%	0.0%	5.7%	32.1%	0.0%	2.6%	0.0%	2.4%	5.7%	1.7%	0.0%
Gender equity*	0.0%	0.0%	1.1%	0.0%	8.3%	5.1%	0.0%	12.2%	5.7%	1.7%	11.1%
Private sector development	27.3%	8.3%	4.5%	7.1%	0.0%	12.8%	17.0%	7.3%	5.7%	13.8%	22.2%
Education	45.5%	58.3%	45.5%	53.6%	58.3%	33.3%	42.6%	51.2%	52.8%	63.8%	38.9%
Security/stabilization/reconstruction	27.3%	41.7%	33.0%	14.3%	33.3%	25.6%	31.9%	29.3%	30.2%	27.6%	5.6%
Public sector governance/reform*	27.3%	25.0%	22.7%	39.3%	0.0%	35.9%	17.0%	36.6%	9.4%	27.6%	50.0%
Global/regional integration*	0.0%	16.7%	2.3%	0.0%	0.0%	2.6%	0.0%	0.0%	0.0%	0.0%	0.0%
Food security	9.1%	8.3%	10.2%	14.3%	8.3%	7.7%	21.3%	7.3%	20.8%	8.6%	0.0%
Urban development	0.0%	0.0%	0.0%	0.0%	0.0%	2.6%	0.0%	0.0%	1.9%	0.0%	0.0%
Energy	0.0%	8.3%	2.3%	0.0%	0.0%	2.6%	8.5%	0.0%	0.0%	0.0%	0.0%
Water and sanitation	0.0%	0.0%	3.4%	3.6%	0.0%	5.1%	4.3%	7.3%	1.9%	1.7%	5.6%
Regional conflict and tensions	0.0%	8.3%	0.0%	0.0%	8.3%	2.6%	0.0%	4.9%	5.7%	5.2%	0.0%
Pollution	0.0%	0.0%	0.0%	0.0%	0.0%	0.0%	0.0%	0.0%	0.0%	0.0%	0.0%
Job creation/employment	0.0%	0.0%	9.1%	3.6%	0.0%	7.7%	6.4%	2.4%	9.4%	1.7%	11.1%
Health	27.3%	16.7%	25.0%	10.7%	50.0%	12.8%	17.0%	9.8%	15.1%	22.4%	16.7%
Financial markets*	0.0%	0.0%	0.0%	0.0%	0.0%	0.0%	0.0%	0.0%	0.0%	0.0%	5.6%
Gender based violence	0.0%	0.0%	0.0%	0.0%	0.0%	0.0%	0.0%	2.4%	0.0%	0.0%	0.0%
Transport	0.0%	16.7%	4.5%	3.6%	8.3%	5.1%	2.1%	2.4%	3.8%	0.0%	0.0%
Agriculture and rural development	36.4%	16.7%	34.1%	28.6%	58.3%	51.3%	53.2%	43.9%	49.1%	39.7%	27.8%
Trade and exports*	9.1%	0.0%	0.0%	7.1%	0.0%	2.6%	8.5%	2.4%	1.9%	0.0%	16.7%
Crime and violence	0.0%	0.0%	1.1%	0.0%	0.0%	0.0%	0.0%	0.0%	0.0%	0.0%	0.0%
Social cohesion	0.0%	0.0%	1.1%	3.6%	0.0%	2.6%	0.0%	0.0%	0.0%	0.0%	0.0%
Natural resource management	18.2%	0.0%	5.7%	10.7%	8.3%	7.7%	6.4%	12.2%	3.8%	5.2%	16.7%
Climate change*	0.0%	0.0%	3.4%	10.7%	0.0%	0.0%	0.0%	0.0%	0.0%	0.0%	0.0%
Poverty reduction	18.2%	8.3%	15.9%	7.1%	25.0%	12.8%	2.1%	4.9%	9.4%	17.2%	5.6%
Anti-corruption	9.1%	33.3%	23.9%	25.0%	8.3%	25.6%	27.7%	36.6%	32.1%	34.5%	38.9%
Judiciary reform	0.0%	0.0%	1.1%	0.0%	0.0%	0.0%	2.1%	0.0%	0.0%	0.0%	0.0%
Economic growth	9.1%	0.0%	10.2%	17.9%	8.3%	17.9%	10.6%	2.4%	3.8%	8.6%	11.1%
Local governance and institutions	0.0%	0.0%	1.1%	0.0%	0.0%	0.0%	0.0%	2.4%	0.0%	0.0%	5.6%
Disaster risk management	0.0%	0.0%	1.1%	0.0%	0.0%	0.0%	0.0%	0.0%	0.0%	0.0%	0.0%
Equality of opportunity	0.0%	0.0%	1.1%	0.0%	0.0%	2.6%	2.1%	12.2%	5.7%	1.7%	5.6%
Communicable/non-communicable diseases	0.0%	0.0%	1.1%	0.0%	8.3%	0.0%	0.0%	2.4%	0.0%	0.0%	0.0%
Information and communications technology	0.0%	0.0%	3.4%	0.0%	0.0%	0.0%	2.1%	0.0%	1.9%	3.4%	0.0%
Debt relief and access to finance*	27.3%	33.3%	22.7%	3.6%	8.3%	10.3%	6.4%	4.9%	20.8%	8.6%	5.6%

*Significantly different between stakeholder groups

A. General Issues Facing Sudan (continued)

Poverty reduction is a broad term that encompasses work in many different areas. Which THREE areas of development listed below do you believe would contribute most to reducing poverty in Sudan? (Choose no more than THREE)

Percentage of Respondents (Responses combined)	Office of President/Prime Minister/Minister	Office of Parliamentarian	Employee of a Ministry	PMU/ Consultant on WBG Project	Local Govt.	Bilateral/ Multilateral Agency	Private Sector	CSO	Media	Academia	Other
Economic growth*	27.3%	8.3%	40.7%	50.0%	42.9%	51.2%	29.8%	22.5%	35.1%	21.3%	27.8%
Disaster risk management	0.0%	0.0%	0.0%	3.3%	0.0%	2.4%	0.0%	0.0%	3.5%	0.0%	0.0%
Equality of opportunity	9.1%	25.0%	7.7%	10.0%	7.1%	12.2%	14.9%	15.0%	17.5%	11.5%	22.2%
Communicable/non-communicable diseases	0.0%	0.0%	1.1%	0.0%	0.0%	0.0%	0.0%	0.0%	0.0%	0.0%	0.0%
Local governance and institutions	9.1%	0.0%	0.0%	0.0%	0.0%	2.4%	2.1%	2.5%	0.0%	0.0%	5.6%
Information and communications technology	0.0%	8.3%	1.1%	0.0%	0.0%	2.4%	4.3%	0.0%	1.8%	3.3%	5.6%
Social protection*	9.1%	0.0%	9.9%	33.3%	7.1%	7.3%	2.1%	2.5%	1.8%	9.8%	16.7%
Agriculture and rural development	63.6%	50.0%	56.0%	50.0%	78.6%	65.9%	57.4%	60.0%	57.9%	63.9%	44.4%
Trade and exports	9.1%	25.0%	4.4%	6.7%	14.3%	7.3%	12.8%	5.0%	10.5%	4.9%	11.1%
Crime and violence	0.0%	0.0%	0.0%	0.0%	0.0%	0.0%	2.1%	0.0%	1.8%	0.0%	0.0%
Climate change	0.0%	0.0%	1.1%	3.3%	14.3%	0.0%	2.1%	2.5%	1.8%	1.6%	0.0%
Transport	0.0%	8.3%	7.7%	0.0%	7.1%	4.9%	2.1%	2.5%	7.0%	3.3%	5.6%
Social cohesion	0.0%	0.0%	3.3%	0.0%	0.0%	2.4%	4.3%	2.5%	0.0%	3.3%	0.0%
Energy	0.0%	0.0%	2.2%	0.0%	0.0%	0.0%	0.0%	2.5%	1.8%	0.0%	0.0%
Anti-corruption	18.2%	16.7%	26.4%	33.3%	42.9%	36.6%	46.8%	37.5%	29.8%	39.3%	16.7%
Judiciary reform	0.0%	0.0%	0.0%	0.0%	0.0%	0.0%	0.0%	5.0%	5.3%	1.6%	0.0%
Debt relief and access to finance	18.2%	33.3%	9.9%	10.0%	14.3%	7.3%	8.5%	7.5%	14.0%	3.3%	5.6%
Water and sanitation	0.0%	8.3%	2.2%	3.3%	0.0%	2.4%	6.4%	7.5%	0.0%	4.9%	5.6%
Pollution	0.0%	0.0%	0.0%	0.0%	0.0%	0.0%	0.0%	0.0%	0.0%	0.0%	0.0%
Job creation/employment	45.5%	25.0%	26.4%	10.0%	14.3%	14.6%	12.8%	25.0%	22.8%	26.2%	38.9%
Health*	9.1%	0.0%	12.1%	3.3%	0.0%	0.0%	2.1%	0.0%	14.0%	16.4%	16.7%
Security/stabilization/reconstruction	9.1%	25.0%	18.7%	10.0%	7.1%	14.6%	19.1%	12.5%	24.6%	9.8%	0.0%
Financial markets	0.0%	0.0%	0.0%	0.0%	0.0%	2.4%	2.1%	0.0%	0.0%	1.6%	0.0%
Public sector governance/reform*	18.2%	8.3%	17.6%	33.3%	7.1%	22.0%	4.3%	35.0%	5.3%	8.2%	16.7%
Gender equity*	0.0%	0.0%	0.0%	3.3%	0.0%	0.0%	0.0%	5.0%	0.0%	0.0%	16.7%
Private sector development	9.1%	8.3%	4.4%	0.0%	7.1%	9.8%	14.9%	5.0%	1.8%	4.9%	5.6%
Education	18.2%	8.3%	26.4%	13.3%	7.1%	17.1%	14.9%	17.5%	22.8%	26.2%	27.8%
Global/regional integration	0.0%	8.3%	1.1%	3.3%	0.0%	0.0%	0.0%	0.0%	1.8%	1.6%	0.0%
Food security	27.3%	0.0%	12.1%	10.0%	7.1%	7.3%	8.5%	5.0%	5.3%	14.8%	11.1%
Regional conflict and tensions	0.0%	8.3%	0.0%	3.3%	0.0%	2.4%	4.3%	2.5%	1.8%	0.0%	0.0%
Urban development	0.0%	0.0%	0.0%	0.0%	7.1%	2.4%	0.0%	0.0%	0.0%	1.6%	0.0%
Gender based violence*	0.0%	0.0%	0.0%	0.0%	7.1%	0.0%	0.0%	0.0%	0.0%	0.0%	0.0%
Natural resource management	0.0%	8.3%	6.6%	6.7%	7.1%	2.4%	4.3%	10.0%	5.3%	11.5%	0.0%

*Significantly different between stakeholder groups

A. General Issues Facing Sudan (continued)

The World Bank Group's "Shared Prosperity" goal captures two key elements, economic growth and equity. It will seek to foster income growth among the bottom 40 percent of a country's population. Improvement in the Shared Prosperity Indicator requires growth and well-being of the less well-off. When thinking about the idea of "shared prosperity" in your country, which of the following TWO best illustrate how this would be achieved in Sudan? (Choose no more than TWO)

Percentage of Respondents (Responses combined)	Office of President/Prime Minister/Minister	Office of Parliamentarian	Employee of a Ministry	PMU/ Consultant on WBG Project	Local Govt.	Bilateral/ Multilateral Agency	Private Sector	CSO	Media	Academia	Other
Greater access to health and nutrition for citizens	18.2%	0.0%	12.0%	14.8%	25.0%	5.3%	20.0%	9.8%	5.9%	19.6%	16.7%
Better entrepreneurial opportunities*	36.4%	0.0%	34.9%	22.2%	16.7%	5.3%	22.2%	14.6%	35.3%	21.4%	33.3%
A growing middle class	18.2%	0.0%	2.4%	7.4%	0.0%	10.5%	8.9%	2.4%	11.8%	3.6%	11.1%
Better opportunity for the poor who live in rural areas	9.1%	0.0%	21.7%	7.4%	16.7%	28.9%	17.8%	17.1%	21.6%	14.3%	22.2%
Better opportunity for the poor who live in urban areas	0.0%	0.0%	2.4%	0.0%	0.0%	5.3%	4.4%	0.0%	0.0%	5.4%	5.6%
Consistent economic growth	27.3%	16.7%	26.5%	37.0%	33.3%	34.2%	22.2%	14.6%	17.6%	19.6%	16.7%
More reliable social safety net	0.0%	0.0%	6.0%	7.4%	8.3%	13.2%	2.2%	2.4%	2.0%	3.6%	0.0%
Greater access to micro-finance for the poor*	18.2%	58.3%	9.6%	7.4%	8.3%	5.3%	13.3%	24.4%	9.8%	10.7%	11.1%
Greater voice and participation for citizens to help ensure greater accountability*	9.1%	16.7%	6.0%	11.1%	0.0%	15.8%	2.2%	17.1%	0.0%	3.6%	11.1%
Education and training that better ensure job opportunity	36.4%	33.3%	37.3%	44.4%	25.0%	28.9%	31.1%	41.5%	29.4%	37.5%	38.9%
Better quality public services	9.1%	0.0%	3.6%	0.0%	0.0%	10.5%	0.0%	4.9%	5.9%	7.1%	5.6%
Better natural resource management	0.0%	8.3%	18.1%	37.0%	33.3%	15.8%	13.3%	29.3%	27.5%	30.4%	22.2%
Better employment opportunities for young people	9.1%	16.7%	3.6%	0.0%	8.3%	15.8%	8.9%	4.9%	7.8%	8.9%	0.0%
Better employment opportunities for women	0.0%	0.0%	0.0%	0.0%	0.0%	2.6%	4.4%	4.9%	2.0%	0.0%	0.0%
Debt relief and access to finance*	9.1%	16.7%	9.6%	0.0%	25.0%	0.0%	13.3%	9.8%	21.6%	8.9%	5.6%
Other*	0.0%	25.0%	3.6%	0.0%	0.0%	0.0%	8.9%	2.4%	0.0%	5.4%	0.0%

*Significantly different between stakeholder groups

A. General Issues Facing Sudan (continued)

When considering the characteristics of a fragile state, please identify which of the following best illustrate fragility in Sudan. (Choose no more than TWO)

Percentage of Respondents (Responses combined)	Office of President/Prime Minister/Minister	Office of Parliamentarian	Employee of a Ministry	PMU/ Consultant on WBG Project	Local Govt.	Bilateral/ Multilateral Agency	Private Sector	CSO	Media	Academia	Other
None. I do not consider Sudan a fragile state.	18.2%	10.0%	11.8%	0.0%	0.0%	7.9%	15.2%	0.0%	10.9%	6.8%	5.6%
Policy inconsistency*	18.2%	60.0%	44.7%	57.7%	58.3%	26.3%	41.3%	51.2%	61.8%	52.5%	61.1%
Weak social cohesion	0.0%	0.0%	2.4%	0.0%	0.0%	7.9%	4.3%	4.9%	0.0%	1.7%	0.0%
Weak institutional capacity*	54.5%	20.0%	31.8%	42.3%	16.7%	42.1%	17.4%	26.8%	9.1%	20.3%	27.8%
Food insecurity	0.0%	0.0%	4.7%	3.8%	0.0%	10.5%	2.2%	2.4%	1.8%	5.1%	0.0%
High levels of corruption*	18.2%	30.0%	31.8%	38.5%	66.7%	44.7%	52.2%	68.3%	56.4%	47.5%	33.3%
Weak accountability*	18.2%	60.0%	27.1%	23.1%	41.7%	23.7%	10.9%	19.5%	18.2%	13.6%	44.4%
Lack of security	9.1%	0.0%	5.9%	11.5%	0.0%	7.9%	4.3%	12.2%	7.3%	11.9%	5.6%
Political uncertainty	18.2%	10.0%	14.1%	11.5%	0.0%	10.5%	19.6%	7.3%	12.7%	10.2%	5.6%
Lack of access to development finance	36.4%	0.0%	10.6%	11.5%	16.7%	13.2%	6.5%	7.3%	12.7%	11.9%	5.6%
Other	0.0%	0.0%	2.4%	0.0%	0.0%	2.6%	0.0%	0.0%	0.0%	5.1%	0.0%

*Significantly different between stakeholder groups

B. Overall Attitudes toward the World Bank Group

	Office of the President/Prime Minister/Minister			Office of Parliamentarian			Employee of a Ministry			PMU/ Consultant on WBG Project			Local Govt.			Bilateral/ Multilateral Agency			Private Sector			CSO			Media			Academia			Other		
	N	Mean	SD	N	Mean	SD	N	Mean	SD	N	Mean	SD	N	Mean	SD	N	Mean	SD	N	Mean	SD	N	Mean	SD	N	Mean	SD	N	Mean	SD	N	Mean	SD
How familiar are you with the work of the World Bank Group in Sudan?*	11	7.00	3.19	12	4.58	3.32	86	6.45	2.57	30	8.07	2.12	14	5.71	3.29	42	5.43	2.75	46	4.33	3.02	41	4.54	2.36	56	6.05	3.42	61	5.64	2.86	17	5.00	3.00

(1-Not familiar at all, 10-Extremely familiar) *Significantly different between stakeholder groups

	Office of the President/Prime Minister/Minister			Office of Parliamentarian			Employee of a Ministry			PMU/Consultant on WBG Project			Local Govt.			Bilateral/ Multilateral Agency			Private Sector			CSO			Media			Academia			Other		
	N	Mean	SD	N	Mean	SD	N	Mean	SD	N	Mean	SD	N	Mean	SD	N	Mean	SD	N	Mean	SD	N	Mean	SD	N	Mean	SD	N	Mean	SD	N	Mean	SD
Overall, please rate your impression of the World Bank Group's effectiveness in Sudan*	11	5.91	2.81	8	4.75	2.82	79	6.47	2.58	29	7.45	2.32	11	7.36	2.98	33	5.03	2.04	33	4.52	2.45	27	4.96	2.77	48	5.77	3.63	46	5.78	2.84	13	5.46	2.93

(1-Not effective at all, 10-Very effective) *Significantly different between stakeholder groups

	Office of the President/Prime Minister/Minister			Office of Parliamentarian			Employee of a Ministry			PMU/Consultant on WBG Project			Local Govt.			Bilateral/ Multilateral Agency			Private Sector			CSO			Media			Academia			Other		
	N	Mean	SD	N	Mean	SD	N	Mean	SD	N	Mean	SD	N	Mean	SD	N	Mean	SD	N	Mean	SD	N	Mean	SD	N	Mean	SD	N	Mean	SD	N	Mean	SD
To what extent do you believe the World Bank Group's staff is well prepared to help Sudan solve its most complicated development challenges?*	9	7.67	2.45	8	7.25	3.20	73	7.62	2.12	28	7.00	2.76	11	8.00	2.19	29	6.17	1.89	29	5.90	2.90	24	6.42	2.87	36	7.36	3.29	41	6.66	2.71	11	5.64	1.80

(1-To no degree at all, 10-To a very significant degree) *Significantly different between stakeholder groups

B. Overall Attitudes toward the World Bank Group (continued)

When thinking about how the World Bank Group can have the most impact on development results in Sudan, in which sectors do you believe the World Bank Group should focus most of its resources (financial and knowledge services) in Sudan? (Choose no more than THREE)

Percentage of Respondents (Responses combined)	Office of President/Prime Minister/Minister	Office of Parliamentarian	Employee of a Ministry	PMU/ Consultant on WBG Project	Local Govt.	Bilateral/ Multilateral Agency	Private Sector	CSO	Media	Academia	Other
Energy	0.0%	8.3%	6.6%	0.0%	21.4%	9.5%	12.8%	9.5%	3.4%	1.6%	5.9%
Water and sanitation	9.1%	8.3%	4.4%	3.3%	0.0%	9.5%	0.0%	7.1%	8.6%	1.6%	5.9%
Pollution	0.0%	0.0%	1.1%	0.0%	0.0%	0.0%	0.0%	0.0%	0.0%	1.6%	0.0%
Job creation/employment*	9.1%	0.0%	11.0%	10.0%	21.4%	16.7%	8.5%	2.4%	22.4%	6.6%	41.2%
Health	18.2%	0.0%	24.2%	23.3%	7.1%	7.1%	14.9%	4.8%	15.5%	18.0%	23.5%
Regional conflict and tensions	0.0%	8.3%	3.3%	3.3%	0.0%	0.0%	6.4%	0.0%	6.9%	1.6%	0.0%
Financial markets	0.0%	0.0%	1.1%	0.0%	7.1%	7.1%	0.0%	0.0%	0.0%	1.6%	0.0%
Social protection*	9.1%	0.0%	9.9%	13.3%	14.3%	2.4%	2.1%	7.1%	0.0%	0.0%	0.0%
Gender equity	0.0%	0.0%	1.1%	0.0%	0.0%	2.4%	2.1%	4.8%	3.4%	4.9%	17.6%
Private sector development*	27.3%	8.3%	3.3%	6.7%	0.0%	9.5%	21.3%	11.9%	3.4%	6.6%	17.6%
Education	27.3%	25.0%	38.5%	30.0%	35.7%	33.3%	21.3%	26.2%	22.4%	50.8%	35.3%
Public sector governance/reform*	36.4%	33.3%	20.9%	30.0%	21.4%	31.0%	14.9%	47.6%	13.8%	29.5%	23.5%
Security/stabilization/reconstruction	9.1%	25.0%	9.9%	10.0%	14.3%	2.4%	19.1%	7.1%	17.2%	9.8%	5.9%
Global/regional integration	9.1%	0.0%	2.2%	3.3%	7.1%	4.8%	6.4%	2.4%	3.4%	4.9%	0.0%
Food security	27.3%	0.0%	15.4%	6.7%	7.1%	7.1%	8.5%	4.8%	20.7%	11.5%	0.0%
Urban development*	0.0%	0.0%	1.1%	0.0%	0.0%	9.5%	0.0%	0.0%	5.2%	0.0%	0.0%
Gender based violence	0.0%	0.0%	0.0%	0.0%	0.0%	0.0%	0.0%	0.0%	0.0%	0.0%	0.0%
Judiciary reform	0.0%	0.0%	1.1%	0.0%	0.0%	0.0%	2.1%	4.8%	3.4%	3.3%	0.0%
Economic growth	36.4%	16.7%	33.0%	30.0%	14.3%	38.1%	27.7%	11.9%	20.7%	18.0%	11.8%
Disaster risk management	0.0%	0.0%	2.2%	3.3%	0.0%	0.0%	0.0%	4.8%	1.7%	1.6%	0.0%
Equality of opportunity	0.0%	8.3%	2.2%	6.7%	7.1%	2.4%	10.6%	2.4%	3.4%	8.2%	0.0%
Communicable/non-communicable diseases	9.1%	0.0%	0.0%	0.0%	0.0%	0.0%	0.0%	0.0%	3.4%	1.6%	0.0%
Local governance and institutions	0.0%	0.0%	1.1%	0.0%	0.0%	0.0%	0.0%	4.8%	0.0%	1.6%	0.0%
Information and communications technology	0.0%	0.0%	2.2%	0.0%	0.0%	0.0%	2.1%	2.4%	1.7%	9.8%	0.0%
Transport*	0.0%	33.3%	2.2%	10.0%	0.0%	2.4%	2.1%	2.4%	6.9%	3.3%	5.9%
Agriculture and rural development	18.2%	66.7%	40.7%	33.3%	35.7%	42.9%	55.3%	50.0%	44.8%	45.9%	41.2%
Trade and exports	0.0%	16.7%	3.3%	0.0%	0.0%	7.1%	12.8%	0.0%	5.2%	4.9%	11.8%
Crime and violence	0.0%	0.0%	1.1%	0.0%	7.1%	0.0%	0.0%	0.0%	0.0%	0.0%	0.0%
Natural resource management*	0.0%	8.3%	6.6%	23.3%	14.3%	4.8%	12.8%	7.1%	8.6%	0.0%	5.9%
Social cohesion	0.0%	0.0%	2.2%	0.0%	0.0%	2.4%	0.0%	0.0%	0.0%	1.6%	0.0%
Climate change*	0.0%	0.0%	5.5%	20.0%	14.3%	2.4%	0.0%	0.0%	1.7%	0.0%	0.0%
Poverty reduction	9.1%	16.7%	14.3%	23.3%	28.6%	19.0%	8.5%	19.0%	29.3%	16.4%	23.5%
Anti-corruption*	0.0%	0.0%	9.9%	6.7%	0.0%	11.9%	12.8%	35.7%	12.1%	14.8%	17.6%
Debt relief and access to finance	27.3%	16.7%	14.3%	3.3%	7.1%	7.1%	6.4%	11.9%	5.2%	8.2%	5.9%

*Significantly different between stakeholder groups

B. Overall Attitudes toward the World Bank Group (continued)

When thinking about the World Bank Group's role, which activity do you believe is of greatest VALUE and which activity is of second greatest value in Sudan?

Greatest Value Percentage of Respondents	Office of President/Prime Minister/Minister	Office of Parliamentarian	Employee of a Ministry	PMU/ Consultant on WBG Project	Local Govt.	Bilateral/ Multilateral Agency	Private Sector	CSO	Media	Academia	Other
Bringing together different groups of stakeholders	0.0%	10.0%	2.5%	4.2%	0.0%	8.8%	7.0%	7.9%	13.0%	5.6%	0.0%
Capacity development related to World Bank Group supported projects	33.3%	30.0%	26.6%	45.8%	16.7%	5.9%	25.6%	26.3%	21.7%	20.4%	21.4%
Technical assistance	22.2%	10.0%	7.6%	0.0%	0.0%	2.9%	2.3%	10.5%	4.3%	9.3%	0.0%
Policy advice, studies, analyses	11.1%	10.0%	8.9%	4.2%	16.7%	20.6%	14.0%	18.4%	10.9%	11.1%	21.4%
Financial resources	0.0%	20.0%	10.1%	4.2%	25.0%	17.6%	16.3%	2.6%	6.5%	7.4%	7.1%
Data and statistics	11.1%	0.0%	10.1%	8.3%	8.3%	5.9%	7.0%	0.0%	4.3%	9.3%	14.3%
Promoting knowledge sharing*	0.0%	0.0%	0.0%	0.0%	0.0%	0.0%	0.0%	5.3%	2.2%	1.9%	14.3%
Implementation support	0.0%	0.0%	13.9%	8.3%	16.7%	5.9%	4.7%	5.3%	17.4%	22.2%	14.3%
Mobilizing third party financial resources	11.1%	20.0%	3.8%	4.2%	0.0%	5.9%	4.7%	0.0%	4.3%	1.9%	7.1%
Donor coordination*	0.0%	0.0%	10.1%	16.7%	0.0%	8.8%	0.0%	0.0%	4.3%	3.7%	0.0%
Strategy formulation	11.1%	0.0%	5.1%	4.2%	16.7%	17.6%	18.6%	21.1%	10.9%	7.4%	0.0%
Other	0.0%	0.0%	1.3%	0.0%	0.0%	0.0%	0.0%	2.6%	0.0%	0.0%	0.0%

*Significantly different between stakeholder groups

2 nd Greatest Value Percentage of Respondents	Office of President/Prime Minister/Minister	Office of Parliamentarian	Employee of a Ministry	PMU/ Consultant on WBG Project	Local Govt.	Bilateral/ Multilateral Agency	Private Sector	CSO	Media	Academia	Other
Bringing together different groups of stakeholders	11.1%	10.0%	0.0%	12.0%	0.0%	0.0%	2.3%	10.3%	6.4%	3.7%	7.1%
Capacity development related to World Bank Group supported projects	0.0%	10.0%	21.0%	20.0%	0.0%	32.4%	16.3%	17.9%	6.4%	14.8%	7.1%
Technical assistance	0.0%	20.0%	4.9%	8.0%	8.3%	11.8%	16.3%	2.6%	8.5%	7.4%	7.1%
Policy advice, studies, analyses	11.1%	10.0%	14.8%	8.0%	25.0%	0.0%	9.3%	15.4%	8.5%	13.0%	7.1%
Financial resources	11.1%	0.0%	7.4%	8.0%	8.3%	11.8%	9.3%	2.6%	12.8%	5.6%	7.1%
Data and statistics	11.1%	0.0%	9.9%	8.0%	8.3%	17.6%	4.7%	2.6%	4.3%	18.5%	7.1%
Promoting knowledge sharing	11.1%	0.0%	3.7%	4.0%	8.3%	2.9%	0.0%	5.1%	4.3%	3.7%	0.0%
Implementation support	11.1%	0.0%	11.1%	20.0%	25.0%	8.8%	14.0%	10.3%	19.1%	5.6%	14.3%
Mobilizing third party financial resources	11.1%	10.0%	1.2%	0.0%	0.0%	0.0%	2.3%	7.7%	2.1%	7.4%	7.1%
Donor coordination	11.1%	20.0%	8.6%	0.0%	8.3%	8.8%	11.6%	7.7%	4.3%	9.3%	7.1%
Strategy formulation	11.1%	20.0%	17.3%	12.0%	8.3%	5.9%	11.6%	17.9%	23.4%	9.3%	28.6%
Other	0.0%	0.0%	0.0%	0.0%	0.0%	0.0%	2.3%	0.0%	0.0%	1.9%	0.0%

B. Overall Attitudes toward the World Bank Group (continued)

Which of the following do you identify as the World Bank Group's greatest WEAKNESSES in its work in Sudan? (Choose no more than TWO)

Percentage of Respondents (Responses combined)	Office of President/Prime Minister/Minister	Office of Parliamentarian	Employee of a Ministry	PMU/ Consultant on WBG Project	Local Govt.	Bilateral/ Multilateral Agency	Private Sector	CSO	Media	Academia	Other
Not willing to honestly criticize policies and reform efforts in the country	0.0%	8.3%	10.3%	19.2%	15.4%	14.3%	10.9%	32.5%	18.2%	13.3%	17.6%
Staff too inaccessible	18.2%	0.0%	6.9%	3.8%	7.7%	7.1%	10.9%	0.0%	7.3%	1.7%	0.0%
Not collaborating enough with private sector*	9.1%	16.7%	3.4%	3.8%	0.0%	11.9%	26.1%	10.0%	3.6%	11.7%	29.4%
Not adequately collaborating with organizations such as bilaterals, multilaterals, trust funds, UN agencies*	18.2%	0.0%	3.4%	3.8%	0.0%	16.7%	2.2%	2.5%	3.6%	1.7%	0.0%
Not aligned with country priorities*	18.2%	0.0%	11.5%	0.0%	30.8%	7.1%	6.5%	0.0%	9.1%	5.0%	11.8%
Not adequately sensitive to political/social realities in Sudan*	9.1%	41.7%	23.0%	15.4%	15.4%	14.3%	19.6%	17.5%	41.8%	25.0%	35.3%
Too influenced by developed countries	9.1%	33.3%	12.6%	7.7%	15.4%	16.7%	17.4%	10.0%	10.9%	16.7%	11.8%
World Bank Group's processes too slow	18.2%	8.3%	17.2%	19.2%	23.1%	4.8%	6.5%	5.0%	12.7%	6.7%	0.0%
World Bank Group's processes too complex*	9.1%	8.3%	9.2%	30.8%	15.4%	2.4%	10.9%	2.5%	7.3%	1.7%	0.0%
Not exploring alternative policy options	9.1%	25.0%	10.3%	3.8%	15.4%	9.5%	2.2%	10.0%	9.1%	10.0%	0.0%
Not sufficiently focused on results	18.2%	0.0%	9.2%	0.0%	15.4%	7.1%	6.5%	2.5%	1.8%	8.3%	11.8%
Not in it for the long term*	18.2%	0.0%	10.3%	15.4%	0.0%	2.4%	0.0%	2.5%	1.8%	5.0%	5.9%
Its advice and strategies do not lend themselves to practical problem solving	18.2%	16.7%	8.0%	0.0%	0.0%	9.5%	17.4%	7.5%	14.5%	10.0%	0.0%
Not collaborating enough with civil society*	0.0%	8.3%	4.6%	0.0%	0.0%	4.8%	4.3%	30.0%	12.7%	10.0%	17.6%
Not enough public disclosure of its work	0.0%	0.0%	10.3%	0.0%	0.0%	16.7%	17.4%	17.5%	16.4%	8.3%	17.6%
Arrogant in its approach	0.0%	0.0%	1.1%	0.0%	0.0%	4.8%	4.3%	2.5%	1.8%	3.3%	0.0%
Inadequate World Bank Group's staffing in Sudan*	9.1%	0.0%	8.0%	30.8%	7.7%	0.0%	0.0%	0.0%	0.0%	6.7%	0.0%
The credibility of its knowledge/data	0.0%	0.0%	0.0%	3.8%	0.0%	0.0%	0.0%	0.0%	0.0%	0.0%	5.9%
Not focused enough on issues that are unique to post-conflict countries*	0.0%	0.0%	8.0%	3.8%	15.4%	2.4%	2.2%	20.0%	1.8%	8.3%	0.0%
Other	0.0%	8.3%	2.3%	3.8%	0.0%	4.8%	2.2%	5.0%	0.0%	0.0%	0.0%
Don't know	9.1%	8.3%	12.6%	19.2%	15.4%	19.0%	13.0%	7.5%	9.1%	21.7%	11.8%

*Significantly different between stakeholder groups

B. Overall Attitudes toward the World Bank Group (continued)

To what extent do you believe that the World Bank Group's work and support help the poorest in Sudan?*(Select only ONE response)

Percentage of Respondents	Office of President/Prime Minister/Minister	Office of Parliamentarian	Employee of a Ministry	PMU/Consultant on WBG Project	Local Govt.	Bilateral/Multilateral Agency	Private Sector	CSO	Media	Academia	Other
To a fully sufficient degree	0.0%	0.0%	3.3%	6.7%	14.3%	0.0%	4.3%	2.4%	6.9%	8.3%	0.0%
To a somewhat sufficient degree	9.1%	18.2%	31.5%	50.0%	14.3%	40.5%	19.6%	9.5%	20.7%	25.0%	41.2%
To a somewhat insufficient degree	27.3%	36.4%	30.4%	33.3%	50.0%	33.3%	19.6%	33.3%	29.3%	28.3%	17.6%
To a very insufficient degree	54.5%	27.3%	20.7%	3.3%	21.4%	11.9%	28.3%	38.1%	25.9%	26.7%	23.5%
Don't know	9.1%	18.2%	14.1%	6.7%	0.0%	14.3%	28.3%	16.7%	17.2%	11.7%	17.6%

*Significantly different between stakeholder groups

How EFFECTIVE do you believe the following World Bank Group's instruments are in supporting the Sudan Government's efforts to reduce poverty? (1-Not effective at all, 10-Very effective)

	Office of the President/Prime Minister/Minister			Office of Parliamentarian			Employee of a Ministry			PMU/Consultant on WBG Project			Local Govt.			Bilateral/Multilateral Agency			Private Sector			CSO			Media			Academia			Other		
	N	Mean	SD	N	Mean	SD	N	Mean	SD	N	Mean	SD	N	Mean	SD	N	Mean	SD	N	Mean	SD	N	Mean	SD	N	Mean	SD	N	Mean	SD	N	Mean	SD
Analytical services and products*	5	7.80	2.28	5	5.20	2.39	53	6.83	2.08	19	6.68	2.26	7	6.86	1.86	28	5.96	1.95	9	3.78	2.59	19	5.32	2.52	19	5.16	3.18	32	6.19	2.52	7	5.71	2.29
Technical assistance*	7	8.43	1.90	6	5.83	1.94	54	6.72	2.06	25	6.88	2.73	10	7.60	1.65	31	6.39	2.11	11	3.09	2.30	20	5.55	2.37	25	5.52	3.47	35	5.91	2.67	8	5.25	2.55
Capacity building*	7	8.43	1.27	6	6.00	2.10	59	6.61	2.59	21	7.24	3.00	9	7.44	2.74	28	6.14	2.38	16	4.25	3.17	19	5.26	2.28	23	5.61	3.55	35	6.06	2.81	9	6.00	2.24
Trust funds and grants	6	6.17	2.64	7	4.86	2.41	53	5.79	2.57	22	6.36	2.95	7	6.00	2.38	28	5.29	2.31	10	3.60	2.80	14	3.71	2.16	24	4.75	3.63	26	5.04	2.63	9	4.78	2.68

*Significantly different between stakeholder groups

In addition to the regular relations with the national government, which TWO of the following groups should the World Bank Group collaborate with more in your country? (Choose no more than TWO)

Percentage of Respondents (Responses combined)	Office of President/Prime Minister/Minister	Office of Parliamentarian	Employee of a Ministry	PMU/Consultant on WBG Project	Local Govt.	Bilateral/Multilateral Agency	Private Sector	CSO	Media	Academia	Other
Beneficiaries*	20.0%	58.3%	34.8%	40.0%	35.7%	31.0%	21.3%	38.1%	41.4%	21.3%	11.1%
Youth/university groups*	10.0%	0.0%	6.7%	20.0%	14.3%	26.2%	17.0%	16.7%	27.6%	24.6%	22.2%
Private sector*	50.0%	8.3%	24.7%	10.0%	0.0%	28.6%	51.1%	21.4%	19.0%	24.6%	22.2%
Local government	10.0%	41.7%	22.5%	16.7%	28.6%	16.7%	8.5%	4.8%	12.1%	14.8%	11.1%
Donor community	30.0%	8.3%	12.4%	6.7%	14.3%	9.5%	6.4%	0.0%	6.9%	3.3%	5.6%
NGOs/Community Based Organizations*	20.0%	16.7%	12.4%	40.0%	28.6%	19.0%	27.7%	64.3%	22.4%	19.7%	16.7%
Academia/think tanks/research institutes*	0.0%	25.0%	33.7%	20.0%	28.6%	23.8%	31.9%	23.8%	24.1%	70.5%	61.1%
Parliament*	0.0%	41.7%	1.1%	0.0%	0.0%	0.0%	8.5%	4.8%	3.4%	1.6%	5.6%
Foundations*	10.0%	0.0%	18.0%	16.7%	0.0%	7.1%	10.6%	2.4%	1.7%	3.3%	5.6%
Media*	0.0%	0.0%	2.2%	0.0%	21.4%	4.8%	4.3%	2.4%	24.1%	4.9%	5.6%
UN and regional peace keeping forces	0.0%	0.0%	0.0%	0.0%	0.0%	2.4%	2.1%	0.0%	0.0%	0.0%	0.0%
Emerging donors*	10.0%	0.0%	3.4%	16.7%	0.0%	0.0%	2.1%	2.4%	1.7%	1.6%	0.0%
UN agencies*	10.0%	0.0%	3.4%	0.0%	7.1%	19.0%	0.0%	7.1%	10.3%	1.6%	5.6%
Regional organizations (e.g., African Union)*	30.0%	0.0%	4.5%	10.0%	14.3%	7.1%	2.1%	2.4%	1.7%	1.6%	11.1%
Other	0.0%	0.0%	4.5%	0.0%	7.1%	4.8%	0.0%	2.4%	0.0%	3.3%	0.0%
Don't know	0.0%	0.0%	3.4%	0.0%	0.0%	0.0%	0.0%	2.4%	0.0%	0.0%	5.6%

*Significantly different between stakeholder groups

B. Overall Attitudes toward the World Bank Group (continued)

To what extent do you agree with the following statements about the World Bank Group's work in Sudan? (1-Strongly disagree, 10-Strongly agree)

	Office of the President/Prime Minister/Minister			Office of Parliamentarian			Employee of a Ministry			PMU/Consultant on WBG Project			Local Govt.			Bilateral/Multilateral Agency			Private Sector			CSO			Media			Academia			Other		
	N	Mean	SD	N	Mean	SD	N	Mean	SD	N	Mean	SD	N	Mean	SD	N	Mean	SD	N	Mean	SD	N	Mean	SD	N	Mean	SD	N	Mean	SD	N	Mean	SD
Overall the World Bank Group currently plays a relevant role in development in Sudan*	9	6.00	2.35	11	4.64	3.50	79	5.80	2.65	25	6.76	2.95	12	6.58	2.61	36	5.31	2.20	31	4.19	2.81	31	4.00	2.42	43	4.86	3.41	47	4.87	2.62	13	4.54	2.50
The World Bank Group's work is aligned with what I consider the development priorities in Sudan*	9	6.11	1.45	8	3.88	2.17	77	5.83	2.59	23	7.13	2.44	13	6.62	2.63	36	5.06	2.46	28	3.39	2.23	27	3.93	2.29	40	4.13	3.31	47	4.85	2.88	13	4.46	2.63

*Significantly different between stakeholder groups

To what extent is the World Bank Group an effective development partner in Sudan, in terms of each of the following? (1-To no degree at all, 10-To a very significant degree)

	Office of the President/Prime Minister/Minister			Office of Parliamentarian			Employee of a Ministry			PMU/Consultant on WBG Project			Local Govt.			Bilateral/Multilateral Agency			Private Sector			CSO			Media			Academia			Other		
	N	Mean	SD	N	Mean	SD	N	Mean	SD	N	Mean	SD	N	Mean	SD	N	Mean	SD	N	Mean	SD	N	Mean	SD	N	Mean	SD	N	Mean	SD	N	Mean	SD
Responsiveness to needs*	11	5.55	2.25	9	3.78	2.64	69	5.41	2.46	19	5.32	2.65	9	6.78	2.59	31	4.90	1.72	31	3.94	2.39	22	4.55	2.20	39	3.90	3.05	37	4.57	2.32	13	4.54	2.44
Flexibility (in terms of the institution's products and services)*	9	7.56	1.94	7	3.71	2.63	62	5.39	2.59	18	5.17	2.33	10	7.00	2.31	30	4.70	1.86	29	3.38	2.04	23	4.87	2.78	27	4.37	2.71	38	4.55	1.93	9	4.89	2.26
Flexibility (in terms of changing country circumstances)*	9	7.22	1.92	7	4.00	3.42	62	5.15	2.52	20	5.45	2.31	10	6.90	1.91	27	4.41	1.95	31	3.77	2.04	23	4.78	2.89	29	3.97	3.06	39	4.67	2.17	12	4.67	2.71
Being inclusive	10	6.80	1.99	8	4.75	2.87	61	5.44	2.59	16	4.81	2.32	8	6.50	2.62	30	5.03	2.14	25	5.12	2.47	21	4.86	2.71	24	3.63	2.86	38	4.87	2.51	7	5.00	2.65
Openness (sharing data and other information)	10	7.50	1.84	8	6.75	3.06	68	6.60	2.06	20	6.45	2.70	9	7.00	2.96	35	6.26	2.11	31	5.29	2.58	23	5.39	2.68	33	5.42	2.95	41	6.05	2.58	12	5.33	2.71
Collaboration with the Government*	10	7.60	2.22	6	5.00	3.41	70	6.61	2.15	19	7.11	2.38	9	7.11	1.83	31	6.19	1.87	34	5.00	2.75	24	6.46	2.70	36	6.06	3.41	38	6.18	2.37	11	5.18	2.68
The speed in which it gets things accomplished on the ground*	9	6.78	2.28	7	5.43	3.55	71	5.85	2.61	22	6.55	2.42	9	6.44	2.30	27	5.33	1.80	31	5.32	2.93	20	5.05	2.54	36	4.17	2.95	36	5.42	2.44	12	4.92	2.50
Helping to bring discipline/effective supervision to implementation of investment projects*	9	7.33	1.87	7	5.71	4.23	66	6.62	2.57	18	7.83	2.77	9	6.33	2.40	25	5.08	1.96	31	3.71	2.78	22	4.23	2.74	35	4.09	3.19	36	4.78	2.82	12	4.42	3.09
Collaboration with civil society*	8	6.88	1.81	7	5.43	3.21	67	6.18	2.49	20	6.25	2.57	9	7.22	2.05	29	5.45	2.16	31	5.03	2.65	28	4.21	3.06	34	4.09	3.00	42	5.57	2.38	11	3.82	2.44
Staff accessibility*	11	7.00	2.57	8	6.13	3.00	66	6.02	2.45	21	6.14	2.67	9	6.44	2.13	32	5.47	2.29	30	3.77	2.98	21	4.29	2.74	31	3.19	2.80	38	4.79	2.95	10	4.40	2.63
Collaboration with other donors and development partners	9	8.11	2.03	6	5.50	3.62	62	6.97	2.02	19	7.16	2.36	10	7.20	2.66	31	6.16	2.38	28	6.14	3.18	22	6.23	2.69	31	5.87	3.32	31	6.58	2.32	10	5.60	2.27
Collaboration with the private sector	5	6.40	2.88	6	4.00	3.22	53	5.51	2.38	15	6.20	2.65	8	5.88	2.85	26	4.81	1.90	31	5.52	2.99	20	5.05	2.93	31	4.23	3.12	26	5.31	2.77	8	3.63	2.39
Collaboration with the UN	8	7.63	2.56	8	5.25	3.65	48	7.63	2.04	16	6.38	3.22	10	7.30	2.54	31	6.74	2.03	27	6.78	2.90	22	7.18	2.59	34	6.47	3.34	27	7.30	2.27	9	7.00	2.83
Straightforwardness and honesty*	9	7.33	2.55	8	5.63	3.96	57	8.07	2.16	20	8.25	1.89	8	7.25	1.75	26	7.23	1.86	29	6.69	2.84	17	7.06	2.54	28	5.89	3.49	32	6.91	2.72	7	6.29	2.75
Treating clients and stakeholders in Sudan with respect*	10	7.90	2.73	7	6.00	3.27	62	8.16	1.96	21	7.90	2.66	10	7.90	2.02	28	6.79	2.59	30	5.30	2.65	22	6.18	2.81	31	5.13	3.23	34	6.59	2.87	8	6.63	2.20
Being a long-term partner*	10	7.50	3.14	7	5.29	3.64	63	7.35	2.21	20	6.10	2.51	9	7.11	2.37	33	7.15	2.17	29	5.93	3.16	23	6.39	2.48	33	4.73	3.40	31	5.90	2.94	11	5.91	3.11

*Significantly different between stakeholder groups

B. Overall Attitudes toward the World Bank Group (continued)

To what extent does the World Bank Group partner with the right people to support work on the ground in Sudan?* (Select only ONE response)

Percentage of Respondents	Office of President/Prime Minister/Minister	Office of Parliamentarian	Employee of a Ministry	PMU/Consultant on WBG Project	Local Govt.	Bilateral/Multilateral Agency	Private Sector	CSO	Media	Academia	Other
Nearly never	0.0%	0.0%	4.4%	3.4%	0.0%	0.0%	7.0%	0.0%	1.8%	1.7%	6.3%
Rarely	0.0%	0.0%	4.4%	10.3%	0.0%	4.9%	7.0%	7.1%	10.5%	10.2%	18.8%
Sometimes	10.0%	0.0%	16.7%	20.7%	38.5%	39.0%	11.6%	23.8%	35.1%	20.3%	12.5%
Nearly always	70.0%	0.0%	28.9%	37.9%	38.5%	17.1%	14.0%	11.9%	17.5%	22.0%	18.8%
Don't know	10.0%	58.3%	34.4%	27.6%	15.4%	39.0%	46.5%	42.9%	24.6%	40.7%	37.5%
Prefer not to answer	10.0%	41.7%	11.1%	0.0%	7.7%	0.0%	14.0%	14.3%	10.5%	5.1%	6.3%

*Significantly different between stakeholder groups

Which TWO organizations do you think it is most valuable for the World Bank Group to collaborate with to tackle fragility in Sudan? (Select no more than TWO)

Percentage of Respondents (Responses combined)	Office of President/Prime Minister/Minister	Office of Parliamentarian	Employee of a Ministry	PMU/Consultant on WBG Project	Local Govt.	Bilateral/Multilateral Agency	Private Sector	CSO	Media	Academia	Other
World Food Program (WFP)	45.5%	0.0%	40.2%	37.0%	50.0%	31.0%	32.6%	33.3%	25.9%	37.7%	40.0%
World Health Organization (WHO)*	36.4%	0.0%	30.4%	18.5%	14.3%	14.3%	41.3%	26.2%	27.6%	41.0%	26.7%
United Nations Development Program (UNDP)*	45.5%	0.0%	41.3%	29.6%	50.0%	59.5%	41.3%	50.0%	37.9%	50.8%	40.0%
United Nations Peacekeeping	0.0%	0.0%	1.1%	3.7%	0.0%	2.4%	4.3%	2.4%	1.7%	3.3%	0.0%
Save the Children*	0.0%	0.0%	3.3%	3.7%	21.4%	2.4%	0.0%	9.5%	6.9%	1.6%	0.0%
The Red Cross	0.0%	0.0%	1.1%	0.0%	7.1%	0.0%	4.3%	4.8%	5.2%	1.6%	13.3%
The United Nations International Children's Emergency Fund (UNICEF)*	36.4%	0.0%	22.8%	40.7%	14.3%	31.0%	4.3%	35.7%	19.0%	18.0%	20.0%
The International Committee of the Red Cross (ICRC)	0.0%	0.0%	1.1%	3.7%	0.0%	2.4%	0.0%	0.0%	0.0%	0.0%	0.0%
The International Organization for Migration (IOM)	0.0%	0.0%	4.3%	3.7%	14.3%	9.5%	4.3%	7.1%	8.6%	8.2%	20.0%
None. I don't believe the World Bank Group needs to partner with the UN organizations.	9.1%	0.0%	16.3%	18.5%	7.1%	14.3%	6.5%	9.5%	22.4%	6.6%	6.7%
Don't know*	9.1%	100.0%	12.0%	14.8%	14.3%	4.8%	23.9%	7.1%	10.3%	9.8%	13.3%

*Significantly different between stakeholder groups

B. Overall Attitudes toward the World Bank Group (continued)

When World Bank Group assisted reform efforts fail or are slow to take place, which of the following would you attribute this to? (Choose no more than THREE)

Percentage of Respondents (Responses combined)	Office of President/Prime Minister/Minister	Office of Parliamentarian	Employee of a Ministry	PMU/ Consultant on WBG Project	Local Govt.	Bilateral/ Multilateral Agency	Private Sector	CSO	Media	Academia	Other
The World Bank Group does not provide the government with consistent support throughout the reform effort*	27.3%	25.0%	33.0%	31.0%	14.3%	9.5%	12.8%	5.0%	19.3%	9.8%	37.5%
Political pressures and obstacles	45.5%	25.0%	42.0%	37.9%	50.0%	38.1%	38.3%	45.0%	52.6%	45.9%	37.5%
Reforms are not well thought out in light of country challenges*	0.0%	16.7%	31.8%	13.8%	28.6%	31.0%	23.4%	25.0%	49.1%	32.8%	31.3%
Poor coordination within the Government	36.4%	41.7%	27.3%	48.3%	50.0%	21.4%	25.5%	25.0%	26.3%	36.1%	25.0%
There is an inadequate level of private sector participation and support	27.3%	0.0%	13.6%	0.0%	7.1%	19.0%	10.6%	12.5%	8.8%	11.5%	25.0%
Poor donor coordination	9.1%	0.0%	9.1%	3.4%	7.1%	7.1%	6.4%	2.5%	1.8%	6.6%	6.3%
The World Bank Group is not sensitive enough to political/social realities on the ground	36.4%	41.7%	25.0%	17.2%	7.1%	21.4%	23.4%	27.5%	19.3%	31.1%	25.0%
Lack of/inadequate levels of capacity in Government*	27.3%	41.7%	9.1%	27.6%	14.3%	40.5%	36.2%	15.0%	12.3%	11.5%	18.8%
There is not an adequate level of citizen/civil society participation*	0.0%	33.3%	21.6%	17.2%	7.1%	4.8%	29.8%	40.0%	21.1%	23.0%	31.3%
Corruption*	36.4%	0.0%	14.8%	13.8%	35.7%	50.0%	23.4%	22.5%	33.3%	31.1%	25.0%
Poor coordination within the World Bank Group	0.0%	8.3%	2.3%	6.9%	0.0%	0.0%	0.0%	0.0%	1.8%	1.6%	0.0%
Ongoing conflict and instability	0.0%	25.0%	17.0%	27.6%	21.4%	21.4%	14.9%	25.0%	7.0%	24.6%	6.3%
Inadequate funding*	18.2%	16.7%	30.7%	48.3%	35.7%	16.7%	17.0%	12.5%	19.3%	18.0%	25.0%
Other	9.1%	8.3%	1.1%	0.0%	0.0%	4.8%	4.3%	2.5%	0.0%	0.0%	0.0%

*Significantly different between stakeholder groups

C. World Bank Group's Effectiveness and Results

In Sudan, to what extent do the World Bank Group's financial resources, advice, and knowledge influence policy related to ... ? (1-To no degree at all, 10-To a very significant degree)

	Office of the President/Prime Minister/Minister			Office of Parliamentarian			Employee of a Ministry			PMU/Consultant on WBG Project			Local Govt.			Bilateral/ Multilateral Agency			Private Sector			CSO			Media			Academia			Other		
	N	Mean	SD	N	Mean	SD	N	Mean	SD	N	Mean	SD	N	Mean	SD	N	Mean	SD	N	Mean	SD	N	Mean	SD	N	Mean	SD	N	Mean	SD	N	Mean	SD
Gender*	8	4.75	3.20	1	6.00		67	5.93	2.49	18	6.78	2.82	9	7.22	2.91	26	5.27	2.39	24	2.92	2.50	22	4.41	2.92	32	4.63	3.33	33	5.24	2.74	7	5.14	2.61
The impact of climate change*	9	4.22	2.33	1	7.00		57	5.37	2.56	15	6.53	2.80	9	6.78	2.99	25	5.12	1.67	24	3.71	2.66	21	4.14	2.65	34	4.41	3.24	34	4.56	2.62	8	4.50	2.51

*Significantly different between stakeholder groups

C. World Bank Group Effectiveness and Results (continued)

How EFFECTIVE do you believe the World Bank Group is in terms of the work it does in the following areas of development in Sudan? (1-Not effective at all, 10-Very effective)

	Office of the President/Prime Minister/Minister			Office of Parliamentarian			Employee of a Ministry			PMU/Consultant on WBG Project			Local Govt.			Bilateral/Multilateral Agency			Private Sector			CSO			Media			Academia			Other		
	N	Mean	SD	N	Mean	SD	N	Mean	SD	N	Mean	SD	N	Mean	SD	N	Mean	SD	N	Mean	SD	N	Mean	SD	N	Mean	SD	N	Mean	SD	N	Mean	SD
Social protection	5	5.60	1.82	8	3.88	3.44	34	5.32	2.48	12	5.00	2.66	5	5.20	2.28	21	4.71	2.28	25	5.24	3.38	20	3.85	2.52	23	3.52	3.04	26	4.12	2.69	10	4.30	1.89
Gender equity	4	4.00	2.45	8	4.50	3.74	52	5.65	2.50	15	5.73	2.60	5	6.40	1.14	20	5.55	2.24	26	4.88	2.98	24	4.67	2.79	30	5.10	3.43	34	5.79	2.79	8	5.50	2.33
Private sector development	6	5.50	2.59	9	6.33	2.78	40	4.93	2.79	13	5.69	2.50	6	4.67	2.25	20	4.70	2.18	32	5.50	3.36	16	4.25	2.77	28	4.18	3.09	32	4.59	2.72	10	4.30	2.16
Education*	9	6.89	2.71	9	9.11	1.45	64	6.89	2.63	23	8.35	1.70	10	6.60	2.91	27	6.30	2.54	32	6.44	2.99	25	5.20	2.71	37	5.30	3.11	42	6.14	2.67	13	6.00	2.77
Public sector governance/reform	7	6.43	3.26	8	8.25	2.43	57	6.35	2.64	20	5.75	3.06	9	6.00	2.83	26	5.19	2.51	28	6.18	3.16	23	5.04	3.14	31	5.35	3.63	33	5.30	2.59	12	4.83	2.79
Global/regional integration	4	4.50	2.38	6	7.83	1.33	37	5.24	2.35	10	4.40	2.76	6	4.83	2.79	24	4.63	2.58	24	6.42	3.34	16	6.06	2.77	27	5.44	3.64	23	5.57	2.63	9	5.00	1.66
Food security*	5	5.60	2.30	9	8.56	2.70	58	5.34	2.54	15	4.73	2.66	10	5.50	2.64	23	5.22	2.30	27	6.59	3.41	24	5.08	2.41	35	4.43	3.42	34	4.85	2.73	11	4.91	2.34
Urban development	4	4.50	2.65	9	6.11	3.10	48	5.13	2.61	14	4.14	2.21	8	4.88	2.03	25	4.76	2.26	26	6.08	3.03	20	5.20	2.82	29	4.24	3.11	30	4.37	2.59	8	4.75	2.25
Energy*	3	2.67	1.15	8	7.63	2.39	34	4.35	2.55	14	3.93	2.62	7	5.57	2.88	17	4.94	2.38	29	5.86	3.62	17	4.82	3.26	28	4.14	3.35	26	3.88	2.64	9	4.67	1.80
Water and sanitation*	3	4.67	2.08	10	9.10	1.45	51	4.98	2.72	14	4.50	2.53	9	6.00	2.83	22	5.45	2.36	29	5.45	3.67	19	4.79	3.10	32	3.50	3.08	32	4.13	2.65	10	4.30	2.00
Pollution*	6	4.50	2.88	8	8.75	1.83	45	4.91	2.97	10	4.70	2.50	9	5.11	1.96	18	4.44	2.38	18	3.56	2.81	19	4.79	2.95	30	4.20	3.36	23	3.52	2.68	9	4.22	2.05
Job creation/employment	4	5.25	2.36	8	6.13	3.60	50	4.40	2.75	14	5.00	2.72	9	4.89	3.02	27	4.48	2.17	29	5.45	3.34	23	4.65	3.11	32	3.72	3.07	32	3.56	2.17	10	4.60	2.72
Health*	5	6.20	3.11	9	9.33	1.66	64	5.83	2.47	17	6.12	2.69	10	5.90	2.88	22	5.36	2.28	31	6.00	3.00	22	5.55	3.14	32	4.28	3.11	33	4.82	2.92	13	5.54	2.85
Financial markets	3	3.67	2.52	9	7.44	3.09	39	4.23	2.21	9	4.22	3.07	9	4.22	2.68	19	5.58	2.55	25	5.04	3.21	13	5.31	3.07	29	3.83	3.15	21	4.05	2.80	7	4.29	2.29
Transport*	4	3.75	3.10	9	9.33	1.66	35	3.71	2.47	12	3.67	2.27	7	5.57	2.51	20	4.45	2.33	24	6.04	3.32	17	4.29	3.42	30	3.53	3.05	29	3.76	2.69	8	4.38	1.85
Agriculture and rural development*	5	5.80	2.28	9	9.33	1.41	56	5.45	2.77	18	5.89	3.29	8	5.63	2.92	26	4.96	2.14	31	6.68	3.00	22	4.73	2.95	31	5.03	3.42	32	4.31	2.83	13	4.62	2.10
Trade and exports*	4	4.25	2.99	8	7.50	2.07	38	4.18	2.75	10	3.40	2.84	7	3.57	1.81	21	4.33	2.18	25	6.08	3.35	18	5.28	3.12	32	3.56	3.02	26	3.77	2.63	11	4.45	2.07
Crime and violence	2	2.50	2.12	9	6.11	4.04	36	4.06	2.51	11	2.91	2.07	8	3.63	2.13	15	3.40	1.80	20	4.25	2.81	16	4.00	2.90	26	3.92	3.31	27	4.22	2.79	9	4.22	2.59
Natural resource management	4	5.50	3.00	7	6.86	2.85	37	4.35	2.49	12	3.58	2.54	8	4.00	3.30	19	4.79	2.30	26	5.31	3.33	19	4.32	2.98	29	3.66	2.92	30	3.97	2.88	8	5.25	0.71
Climate change	6	4.67	2.66	8	6.50	3.46	40	5.48	2.81	16	6.81	2.71	9	5.56	3.05	21	4.95	2.09	27	5.41	3.17	20	4.70	2.96	31	4.58	3.36	31	4.13	2.66	11	4.27	2.61
Poverty reduction*	6	6.33	2.16	9	9.44	1.33	68	5.99	2.63	19	6.89	2.56	11	6.09	2.81	28	5.71	2.17	33	5.97	3.36	25	5.64	3.09	37	4.81	3.57	40	5.13	2.78	11	5.73	2.15
Anti corruption*	4	3.75	2.50	10	8.30	3.37	49	4.08	3.13	14	5.29	3.52	8	4.13	2.17	20	4.80	2.46	30	5.47	3.62	21	4.14	3.07	35	4.17	3.54	35	3.86	2.63	9	5.33	2.55
Judiciary reform*	2	3.50	0.71	7	6.86	3.80	29	3.76	3.04	10	2.90	1.73	8	2.88	2.30	16	4.88	2.60	25	4.44	3.08	17	3.82	3.03	27	3.44	3.09	23	2.70	1.64	7	5.00	2.00
Economic growth	5	6.00	2.00	8	7.38	3.38	59	5.51	2.62	14	5.29	3.29	9	4.22	2.86	26	5.31	2.48	30	5.93	3.44	22	4.50	2.82	34	4.62	3.49	39	4.87	3.03	11	5.64	2.01
Disaster risk management	4	4.25	2.22	8	7.00	3.02	40	4.93	2.46	13	5.15	3.26	8	4.13	2.42	20	4.60	1.85	31	5.35	3.27	21	4.38	2.92	35	3.83	3.11	30	4.37	2.89	8	5.25	2.55
Equality of opportunity	3	4.67	0.58	9	6.67	3.46	39	5.41	2.93	13	5.38	3.59	6	3.67	2.58	16	4.75	1.95	26	5.27	3.22	20	4.35	2.62	29	4.00	3.42	25	4.16	2.76	9	4.78	2.54
Communicable/non-communicable diseases*	3	4.00	2.65	7	8.00	2.31	41	5.12	2.44	9	2.11	1.54	7	3.57	2.07	16	4.75	2.11	27	5.03	3.24	18	4.67	2.87	29	4.48	3.40	23	4.17	2.79	10	4.90	2.18
Information and communications technology	4	5.50	0.58	8	7.25	3.28	42	5.83	2.57	10	3.40	2.80	8	4.38	2.67	17	4.76	2.02	29	5.30	3.34	17	4.59	2.87	32	4.09	3.17	26	4.50	2.98	7	5.07	1.27
Gender based violence*	2	4.50	2.12	9	8.44	1.42	44	5.84	2.90	11	4.45	3.24	8	4.50	2.33	20	4.70	2.00	19	4.00	3.20	20	5.35	2.87	31	4.94	3.40	30	5.20	2.92	9	5.00	2.50
Security/stabilization/reconstruction	4	6.75	1.71	9	8.00	2.12	54	5.81	2.58	12	5.08	3.15	6	5.17	3.37	20	5.00	2.05	27	5.93	3.47	22	5.09	3.38	31	4.77	3.40	33	5.18	2.53	10	4.20	1.81
Regional conflict and tensions	2	4.00	1.41	8	7.25	3.49	41	5.24	2.75	8	3.50	2.45	6	3.50	2.07	20	5.05	2.11	27	5.48	3.27	21	4.52	2.84	31	4.65	3.19	30	4.73	2.72	9	4.44	2.01
Local governance and institutions	4	6.00	1.83	8	6.75	3.62	41	4.93	2.17	11	4.27	2.72	5	4.20	2.49	23	4.91	1.90	26	4.62	2.37	21	3.95	3.11	30	3.73	2.94	25	3.60	2.24	11	4.82	1.54
Social cohesion	2	2.00	1.41	8	4.13	3.87	41	4.95	2.73	13	4.77	3.44	5	4.40	3.29	20	4.90	2.22	25	3.64	2.36	17	3.24	2.61	26	3.27	2.76	26	3.77	2.70	9	4.44	1.67
Debt relief and access to finance*	4	4.25	3.77	8	8.50	3.21	50	4.42	3.08	15	4.87	3.20	7	4.14	3.29	25	4.48	2.50	27	6.15	3.87	18	4.33	3.05	35	3.46	3.50	32	3.91	2.88	10	5.10	2.60

*Significantly different between stakeholder groups

C. World Bank Group Effectiveness and Results (continued)

	Office of the President/Prime Minister/Minister			Office of Parliamentarian			Employee of a Ministry			PMU/Consultant on WBG Project			Local Govt.			Bilateral/Multilateral Agency			Private Sector			CSO			Media			Academia			Other		
	N	Mean	SD	N	Mean	SD	N	Mean	SD	N	Mean	SD	N	Mean	SD	N	Mean	SD	N	Mean	SD	N	Mean	SD	N	Mean	SD	N	Mean	SD	N	Mean	SD
To what extent does the World Bank Group's work help to achieve development results in Sudan?*	11	6.82	1.89	10	6.10	2.73	82	6.20	2.47	27	6.59	2.59	11	5.82	2.89	35	5.17	2.13	36	4.92	2.80	29	4.52	2.31	47	6.06	3.28	47	5.30	2.69	14	5.29	2.40

(1-To no degree at all, 10-To a very significant degree) *Significantly different between stakeholder groups

	Office of the President/Prime Minister/Minister			Office of Parliamentarian			Employee of a Ministry			PMU/Consultant on WBG Project			Local Govt.			Bilateral/Multilateral Agency			Private Sector			CSO			Media			Academia			Other		
	N	Mean	SD	N	Mean	SD	N	Mean	SD	N	Mean	SD	N	Mean	SD	N	Mean	SD	N	Mean	SD	N	Mean	SD	N	Mean	SD	N	Mean	SD	N	Mean	SD
To what extent does the World Bank Group help to build/strengthen existing country systems in Sudan?*	9	7.89	2.93	7	5.57	1.51	74	6.45	2.88	25	7.96	2.46	10	5.50	3.10	31	5.39	2.36	35	4.26	3.01	28	3.86	2.62	39	5.72	3.50	32	5.47	2.51	12	6.42	3.06

(1-To no degree at all, 10-To a very significant degree) *Significantly different between stakeholder groups

To what extent do you agree with the following statements about the World Bank Group in Sudan? (1-Strongly disagree, 10-Strongly agree)

	Office of the President/Prime Minister/Minister			Office of Parliamentarian			Employee of a Ministry			PMU/Consultant on WBG Project			Local Govt.			Bilateral/Multilateral Agency			Private Sector			CSO			Media			Academia			Other		
	N	Mean	SD	N	Mean	SD	N	Mean	SD	N	Mean	SD	N	Mean	SD	N	Mean	SD	N	Mean	SD	N	Mean	SD	N	Mean	SD	N	Mean	SD	N	Mean	SD
The World Bank Group's financial instruments meet the needs of Sudan	9	5.78	3.46	8	3.25	1.58	68	4.66	2.81	20	3.65	2.62	10	4.00	2.79	31	4.52	2.36	36	3.75	2.93	23	3.35	2.50	41	4.07	3.33	39	4.51	2.53	11	4.45	2.50
The World Bank Group meets Sudan's needs for knowledge services*	8	7.13	2.47	10	6.70	2.21	81	6.12	2.69	27	6.22	2.41	11	5.09	3.27	32	4.91	2.35	32	4.63	2.74	30	5.00	2.88	42	4.71	3.44	52	5.38	2.88	11	5.00	2.79

*Significantly different between stakeholder groups

	Office of the President/Prime Minister/Minister			Office of Parliamentarian			Employee of a Ministry			PMU/Consultant on WBG Project			Local Govt.			Bilateral/Multilateral Agency			Private Sector			CSO			Media			Academia			Other		
	N	Mean	SD	N	Mean	SD	N	Mean	SD	N	Mean	SD	N	Mean	SD	N	Mean	SD	N	Mean	SD	N	Mean	SD	N	Mean	SD	N	Mean	SD	N	Mean	SD
How effectively does the World Bank Group help Sudan to mobilize finance for development from private sector sources?	5	4.80	3.35	5	5.20	3.90	67	4.13	2.85	17	3.82	3.15	8	4.25	1.28	26	4.50	2.21	24	4.71	3.22	23	4.43	3.19	44	4.84	3.55	30	4.47	2.92	9	5.11	3.26

(1-Not effectively at all, 10-Very effectively)

D. The World Bank Group's Knowledge Work and Activities

How frequently do you consult World Bank Group's knowledge work and activities in the work you do?*

Percentage of Respondents	Office of President/Prime Minister/Minister	Office of Parliamentarian	Employee of a Ministry	PMU/Consultant on WBG Project	Local Govt.	Bilateral/Multilateral Agency	Private Sector	CSO	Media	Academia	Other
Weekly	40.0%	0.0%	2.2%	10.7%	0.0%	2.4%	0.0%	0.0%	10.5%	3.3%	5.9%
Monthly	0.0%	0.0%	15.7%	42.9%	7.7%	17.1%	4.4%	7.3%	21.1%	3.3%	5.9%
A few times a year	60.0%	18.2%	43.8%	35.7%	38.5%	46.3%	22.2%	31.7%	29.8%	40.0%	58.8%
Rarely	0.0%	36.4%	28.1%	7.1%	15.4%	7.3%	28.9%	29.3%	24.6%	41.7%	11.8%
Never	0.0%	45.5%	10.1%	3.6%	38.5%	26.8%	44.4%	31.7%	14.0%	11.7%	17.6%

*Significantly different between stakeholder groups

In Sudan, to what extent do you believe that the World Bank Group's knowledge work and activities: (1-To no degree at all, 10-To a very significant degree)

	Office of the President/Prime Minister/Minister			Office of Parliamentarian			Employee of a Ministry			PMU/Consultant on WBG Project			Local Govt.			Bilateral/Multilateral Agency			Private Sector			CSO			Media			Academia			Other		
	N	Mean	SD	N	Mean	SD	N	Mean	SD	N	Mean	SD	N	Mean	SD	N	Mean	SD	N	Mean	SD	N	Mean	SD	N	Mean	SD	N	Mean	SD	N	Mean	SD
Are timely*	9	8.11	1.76	7	5.29	1.89	66	6.41	2.33	21	6.62	2.52	8	5.00	2.45	27	5.33	1.90	30	5.63	2.93	17	4.82	2.46	35	6.29	3.27	45	6.60	2.29	13	4.62	2.81
Include appropriate level of stakeholder involvement during preparation*	10	7.10	1.91	7	5.71	2.43	73	6.62	2.48	21	6.71	2.69	7	6.43	2.51	24	6.00	1.72	27	4.85	2.90	24	4.63	2.14	35	6.00	3.54	43	5.70	2.69	11	5.36	3.07
Lead to practical solutions*	9	7.22	1.30	8	6.25	3.20	71	6.73	2.27	23	7.43	2.29	8	6.00	2.83	30	5.53	1.98	26	5.27	2.72	27	5.52	2.31	38	5.50	3.47	49	6.04	2.63	13	5.69	2.95
Are accessible (well written and easy to understand)*	10	7.70	1.95	5	5.60	2.61	67	6.67	2.49	22	7.55	2.87	8	6.38	2.77	25	6.52	1.78	28	4.89	2.87	25	6.00	2.33	32	5.38	3.61	44	6.36	2.37	13	5.92	2.90
Are source of relevant information on global good practices	9	8.33	1.50	7	7.00	2.52	66	7.62	2.21	21	7.86	2.26	8	6.38	2.62	26	6.58	1.90	25	5.88	2.86	25	6.72	2.56	39	6.51	3.56	48	7.21	2.30	13	6.69	2.93
Are adequately disseminated*	9	7.11	2.15	6	6.67	2.25	72	6.86	2.42	22	7.14	2.55	8	6.63	2.83	26	6.42	2.08	28	5.36	2.83	29	4.14	2.61	37	5.00	3.57	49	6.22	2.73	13	5.15	3.02
Are translated enough into local language	10	6.40	1.58	4	7.75	1.71	72	6.43	2.86	23	7.04	3.28	8	6.25	3.06	23	5.52	2.45	26	5.92	3.12	30	5.10	2.59	40	6.05	3.42	46	6.39	3.06	13	6.23	2.52
Are adaptable to Sudan's specific development challenges and country circumstances*	8	7.25	2.05	8	6.50	3.12	73	6.95	2.30	21	7.62	2.33	8	6.63	2.92	26	5.73	2.09	27	5.30	2.57	26	5.35	2.45	41	6.07	3.51	46	6.93	2.65	12	5.67	2.96

*Significantly different between stakeholder groups

	Office of the President/Prime Minister/Minister			Office of Parliamentarian			Employee of a Ministry			PMU/Consultant on WBG Project			Local Govt.			Bilateral/Multilateral Agency			Private Sector			CSO			Media			Academia			Other		
	N	Mean	SD	N	Mean	SD	N	Mean	SD	N	Mean	SD	N	Mean	SD	N	Mean	SD	N	Mean	SD	N	Mean	SD	N	Mean	SD	N	Mean	SD	N	Mean	SD
Overall, how significant a contribution do you believe the World Bank Group's knowledge work and activities make to development results in your country?	11	7.73	1.79	10	7.80	1.69	83	7.54	2.30	26	7.42	2.50	11	6.00	3.26	34	6.44	2.03	37	6.22	3.19	29	6.52	2.98	50	6.90	3.48	53	6.26	2.77	14	6.14	2.44
Overall, how would you rate the technical quality of the World Bank Group's knowledge work and activities?	10	7.90	1.85	8	6.75	1.83	79	7.49	2.18	25	7.48	2.40	11	6.82	3.49	34	6.65	1.86	30	6.50	2.71	27	6.56	2.26	41	6.93	3.35	46	6.80	2.22	13	6.08	2.36

(1-Not significant at all, 10-Very significant; 1-Very low technical quality, 10-Very high technical quality)

E. Working with the World Bank Group

When working with the World Bank Group on programs, projects and other activities, do you believe that the team ... ?* (Select only ONE response)

Percentage of Respondents	Office of President/Prime Minister/Minister	Office of Parliamentarian	Employee of a Ministry	PMU/Consultant on WBG Project	Local Govt.	Bilateral/Multilateral Agency	Private Sector	CSO	Media	Academia	Other
Almost never has the right skills mix to tackle the challenges of fragility	9.1%	0.0%	1.1%	7.7%	7.7%	0.0%	2.4%	7.5%	14.0%	4.9%	5.9%
Rarely has the right skills mix to tackle the challenges of fragility	18.2%	0.0%	3.4%	0.0%	0.0%	0.0%	4.8%	5.0%	5.3%	6.6%	17.6%
Sometimes has the right skills mix to tackle the challenges of fragility	0.0%	0.0%	23.6%	23.1%	23.1%	30.0%	19.0%	25.0%	12.3%	21.3%	23.5%
Almost always has the right skills mix to tackle the challenges of fragility	45.5%	0.0%	41.6%	46.2%	38.5%	32.5%	21.4%	15.0%	31.6%	24.6%	5.9%
Don't know	18.2%	63.6%	14.6%	11.5%	15.4%	35.0%	38.1%	32.5%	17.5%	36.1%	29.4%
Prefer not to answer	9.1%	36.4%	15.7%	11.5%	15.4%	2.5%	14.3%	15.0%	19.3%	6.6%	17.6%

*Significantly different between stakeholder groups

To what extent do you agree/disagree with the following statements? (1-Strongly disagree, 10-Strongly agree)

	Office of the President/Prime Minister/Minister			Office of Parliamentarian			Employee of a Ministry			PMU/Consultant on WBG Project			Local Govt.			Bilateral/Multilateral Agency			Private Sector			CSO			Media			Academia			Other		
	N	Mean	SD	N	Mean	SD	N	Mean	SD	N	Mean	SD	N	Mean	SD	N	Mean	SD	N	Mean	SD	N	Mean	SD	N	Mean	SD	N	Mean	SD	N	Mean	SD
The World Bank Group disburses funds promptly	8	6.75	2.19	7	4.14	2.91	62	4.48	2.87	23	4.87	2.93	9	4.33	1.87	23	5.48	2.00	24	4.67	2.62	21	5.14	2.69	25	3.64	2.96	29	4.62	2.74	7	3.71	2.63
The World Bank Group effectively monitors and evaluates the projects and programs it supports*	10	8.10	1.97	10	7.00	2.79	83	7.92	2.05	27	7.56	2.44	11	8.36	2.25	27	6.52	1.95	32	6.50	3.01	32	6.50	2.53	44	7.57	2.99	42	7.31	2.46	13	6.15	3.00
The World Bank Group's approvals and reviews are done in a timely fashion	8	7.00	2.00	8	6.75	2.66	77	6.39	2.40	27	6.22	2.89	9	6.67	2.06	23	5.87	1.87	26	6.00	2.80	27	5.30	2.45	36	5.94	3.45	34	6.71	2.47	10	6.10	2.42
The World Bank Group's "Safeguard Policy" requirements are reasonable	5	7.60	2.88	8	6.63	2.20	65	6.08	2.48	23	6.74	2.00	9	5.89	2.85	23	6.35	1.92	23	4.65	2.69	26	5.77	2.63	38	6.37	3.12	32	6.16	2.64	9	5.78	3.19
The World Bank Group takes decisions quickly in Sudan	6	5.33	2.34	7	4.57	3.10	64	4.78	2.70	21	4.76	3.02	9	5.00	2.24	25	4.96	2.26	24	4.33	3.02	22	4.23	2.33	35	3.89	3.34	33	4.70	2.80	8	4.00	1.77
Working with the World Bank Group increases Sudan's institutional capacity	8	8.50	1.20	9	7.67	2.12	78	7.63	2.20	27	7.96	2.43	9	7.56	2.35	27	6.78	2.21	29	6.28	2.72	33	6.61	3.12	43	6.79	3.33	45	7.20	2.60	14	6.50	2.71
Where country systems are adequate, the World Bank Group makes appropriate use of them	8	7.63	2.67	9	8.22	1.56	66	7.71	2.27	27	8.00	2.08	9	7.22	2.64	24	6.58	1.79	25	7.16	2.13	27	6.56	2.56	32	6.81	3.27	34	6.62	2.35	8	6.25	3.15

*Significantly different between stakeholder groups

	Office of the President/Prime Minister/Minister			Office of Parliamentarian			Employee of a Ministry			PMU/Consultant on WBG Project			Local Govt.			Bilateral/Multilateral Agency			Private Sector			CSO			Media			Academia			Other		
	N	Mean	SD	N	Mean	SD	N	Mean	SD	N	Mean	SD	N	Mean	SD	N	Mean	SD	N	Mean	SD	N	Mean	SD	N	Mean	SD	N	Mean	SD	N	Mean	SD
To what extent do you believe the World Bank Group is adequately staffed in Sudan?	7	5.71	3.59	6	5.50	2.59	56	5.04	2.37	19	4.37	2.39	8	6.13	2.03	25	5.64	1.68	20	4.60	2.91	19	4.84	2.12	23	6.43	3.69	23	4.83	2.98	8	5.13	1.55

(1-To no degree at all, 10-To a very significant degree)

E. Working with the World Bank Group (continued)

	Office of the President/Prime Minister/Minister			Office of Parliamentarian			Employee of a Ministry			PMU/Consultant on WBG Project			Local Govt.			Bilateral/Multilateral Agency			Private Sector			CSO			Media			Academia			Other		
	N	Mean	SD	N	Mean	SD	N	Mean	SD	N	Mean	SD	N	Mean	SD	N	Mean	SD	N	Mean	SD	N	Mean	SD	N	Mean	SD	N	Mean	SD	N	Mean	SD
To what extent do you believe that the donor community is doing enough to support the government's efforts related to refugees in Sudan?	9	4.89	2.62	1	4.00		71	4.93	2.70	20	5.10	2.94	8	4.75	1.98	35	5.89	2.25	28	4.75	2.96	27	5.11	2.52	45	4.96	3.55	40	5.13	2.83	11	5.82	2.89

(1-To no degree at all, 10-To a very significant degree)

In which of the following areas do you believe the World Bank Group should provide most of its resources when it comes to providing support to the refugee crisis in Sudan?

(Choose no more than TWO)

Percentage of Respondents (Responses combined)	Office of the President/Prime Minister/Minister	Office of Parliamentarian	Employee of a Ministry	PMU/Consultant on WBG Project	Local Govt.	Bilateral/Multilateral Agency	Private Sector	CSO	Media	Academia	Other
Education	63.6%	9.1%	46.6%	41.4%	50.0%	35.0%	54.5%	53.7%	50.0%	54.2%	52.9%
Health*	54.5%	0.0%	60.2%	55.2%	66.7%	42.5%	65.9%	46.3%	62.5%	59.3%	70.6%
Supporting poor and marginalized local communities*	36.4%	0.0%	39.8%	34.5%	33.3%	22.5%	4.5%	39.0%	26.8%	25.4%	23.5%
Jobs	0.0%	0.0%	4.5%	0.0%	0.0%	10.0%	13.6%	9.8%	3.6%	1.7%	5.9%
Business development	0.0%	0.0%	1.1%	3.4%	0.0%	10.0%	4.5%	2.4%	3.6%	1.7%	0.0%
Infrastructure	18.2%	9.1%	14.8%	17.2%	0.0%	17.5%	22.7%	19.5%	14.3%	13.6%	17.6%
Social cohesion	9.1%	0.0%	1.1%	6.9%	8.3%	12.5%	0.0%	4.9%	3.6%	1.7%	0.0%
Public services*	18.2%	0.0%	11.4%	13.8%	16.7%	35.0%	6.8%	7.3%	16.1%	16.9%	17.6%
Macro issues	0.0%	0.0%	5.7%	6.9%	8.3%	5.0%	2.3%	4.9%	10.7%	5.1%	0.0%
Don't know*	0.0%	90.9%	3.4%	3.4%	8.3%	2.5%	6.8%	2.4%	3.6%	5.1%	0.0%
Other	0.0%	0.0%	2.3%	6.9%	0.0%	2.5%	0.0%	2.4%	0.0%	3.4%	0.0%

*Significantly different between stakeholder groups

E. Working with the World Bank Group (continued)

Please rate how you feel when you think about the impact of the refugees in regards to....

Sudan's economy Percentage of Respondents	Office of President/Prime Minister/Minister	Office of Parliamentarian	Employee of a Ministry	PMU/ Consultant on WBG Project	Local Govt.	Bilateral/ Multilateral Agency	Private Sector	CSO	Media	Academia	Other
A very negative impact	45.5%	63.6%	38.9%	25.0%	50.0%	20.0%	43.2%	34.1%	50.9%	35.6%	38.9%
A somewhat negative impact	36.4%	36.4%	43.3%	57.1%	21.4%	45.0%	40.9%	43.9%	32.7%	47.5%	44.4%
A somewhat positive impact	9.1%	0.0%	15.6%	14.3%	21.4%	30.0%	4.5%	14.6%	9.1%	11.9%	16.7%
A very positive impact	0.0%	0.0%	1.1%	0.0%	0.0%	5.0%	0.0%	2.4%	3.6%	3.4%	0.0%
No impact at all	9.1%	0.0%	1.1%	3.6%	7.1%	0.0%	11.4%	4.9%	3.6%	1.7%	0.0%

Social cohesion* Percentage of Respondents	Office of President/Prime Minister/Minister	Office of Parliamentarian	Employee of a Ministry	PMU/ Consultant on WBG Project	Local Govt.	Bilateral/ Multilateral Agency	Private Sector	CSO	Media	Academia	Other
A very negative impact	0.0%	54.5%	34.4%	21.4%	35.7%	7.7%	30.2%	30.8%	38.3%	30.4%	29.4%
A somewhat negative impact	63.6%	45.5%	41.1%	50.0%	35.7%	38.5%	48.8%	46.2%	36.2%	48.2%	47.1%
A somewhat positive impact	18.2%	0.0%	11.1%	7.1%	14.3%	35.9%	4.7%	10.3%	14.9%	5.4%	11.8%
A very positive impact	0.0%	0.0%	7.8%	3.6%	7.1%	5.1%	0.0%	0.0%	4.3%	0.0%	0.0%
No impact at all	18.2%	0.0%	5.6%	17.9%	7.1%	12.8%	16.3%	12.8%	6.4%	16.1%	11.8%

*Significantly different between stakeholder groups

National security* Percentage of Respondents	Office of President/Prime Minister/Minister	Office of Parliamentarian	Employee of a Ministry	PMU/ Consultant on WBG Project	Local Govt.	Bilateral/ Multilateral Agency	Private Sector	CSO	Media	Academia	Other
A very negative impact	45.5%	18.2%	49.4%	35.7%	42.9%	12.5%	45.2%	34.2%	52.1%	49.2%	50.0%
A somewhat negative impact	54.5%	81.8%	41.6%	50.0%	28.6%	57.5%	28.6%	57.9%	29.2%	44.1%	44.4%
A somewhat positive impact	0.0%	0.0%	5.6%	0.0%	21.4%	15.0%	0.0%	2.6%	6.3%	5.1%	0.0%
A very positive impact	0.0%	0.0%	2.2%	3.6%	0.0%	5.0%	2.4%	0.0%	6.3%	0.0%	0.0%
No impact at all	0.0%	0.0%	1.1%	10.7%	7.1%	10.0%	23.8%	5.3%	6.3%	1.7%	5.6%

*Significantly different between stakeholder groups

Public service delivery* Percentage of Respondents	Office of President/Prime Minister/Minister	Office of Parliamentarian	Employee of a Ministry	PMU/ Consultant on WBG Project	Local Govt.	Bilateral/ Multilateral Agency	Private Sector	CSO	Media	Academia	Other
A very negative impact	45.5%	54.5%	28.4%	42.9%	30.8%	17.5%	28.6%	22.5%	55.8%	41.4%	44.4%
A somewhat negative impact	27.3%	45.5%	48.9%	42.9%	23.1%	57.5%	50.0%	47.5%	21.2%	36.2%	44.4%
A somewhat positive impact	27.3%	0.0%	14.8%	0.0%	30.8%	15.0%	16.7%	12.5%	5.8%	12.1%	5.6%
A very positive impact	0.0%	0.0%	6.8%	3.6%	7.7%	5.0%	0.0%	7.5%	9.6%	0.0%	5.6%
No impact at all	0.0%	0.0%	1.1%	10.7%	7.7%	5.0%	4.8%	10.0%	7.7%	10.3%	0.0%

*Significantly different between stakeholder groups

Sudan's poor and marginalized Percentage of Respondents	Office of President/Prime Minister/Minister	Office of Parliamentarian	Employee of a Ministry	PMU/ Consultant on WBG Project	Local Govt.	Bilateral/ Multilateral Agency	Private Sector	CSO	Media	Academia	Other
A very negative impact	45.5%	54.5%	37.5%	21.4%	57.1%	30.0%	47.7%	53.8%	51.9%	50.8%	72.2%
A somewhat negative impact	54.5%	45.5%	51.1%	53.6%	28.6%	55.0%	45.5%	33.3%	35.2%	39.0%	16.7%
A somewhat positive impact	0.0%	0.0%	5.7%	7.1%	7.1%	10.0%	2.3%	5.1%	3.7%	1.7%	0.0%
A very positive impact	0.0%	0.0%	2.3%	0.0%	7.1%	0.0%		0.0%	1.9%	0.0%	0.0%
No impact at all	0.0%	0.0%	3.4%	17.9%	0.0%	5.0%	4.5%	2.6%	7.4%	8.5%	11.1%

F. The Future Role of the World Bank Group in Sudan

Which of the following SHOULD the World Bank Group do to make itself of greater value in Sudan? (Choose no more than TWO)

Percentage of Respondents (Responses combined)	Office of President/Prime Minister/Minister	Office of Parliamentarian	Employee of a Ministry	PMU/ Consultant on WBG Project	Local Govt.	Bilateral/ Multilateral Agency	Private Sector	CSO	Media	Academia	Other
Offer more innovative knowledge services	9.1%	0.0%	18.4%	17.2%	15.4%	12.8%	13.0%	15.0%	14.3%	23.3%	23.5%
Collaborate more effectively with Government clients*	27.3%	8.3%	34.5%	27.6%	38.5%	10.3%	13.0%	15.0%	26.8%	15.0%	35.3%
Work faster*	0.0%	8.3%	4.6%	0.0%	7.7%	0.0%	8.7%	2.5%	16.1%	1.7%	11.8%
Reduce the complexity of obtaining World Bank Group financing*	27.3%	66.7%	29.9%	37.9%	15.4%	15.4%	19.6%	12.5%	26.8%	20.0%	0.0%
Mobilize more financial resources through trust funds and partnerships	27.3%	0.0%	24.1%	41.4%	30.8%	28.2%	21.7%	27.5%	23.2%	28.3%	23.5%
Help to bring discipline/effective supervision to implementation of World Bank Group projects*	0.0%	0.0%	11.5%	6.9%	46.2%	7.7%	10.9%	7.5%	8.9%	11.7%	5.9%
Collaborate more effectively with organizations such as bilaterals, multilaterals, trust funds, UN agencies	0.0%	8.3%	5.7%	0.0%	7.7%	12.8%	4.3%	10.0%	1.8%	6.7%	5.9%
Offer more innovative financial products	9.1%	8.3%	1.1%	10.3%	0.0%	5.1%	6.5%	5.0%	3.6%	3.3%	5.9%
Ensure greater selectivity in its work	0.0%	0.0%	1.1%	0.0%	0.0%	12.8%	6.5%	7.5%	7.1%	3.3%	0.0%
Provide more adequate data/knowledge/statistics/figures on Sudan's economy	18.2%	8.3%	14.9%	10.3%	0.0%	15.4%	8.7%	0.0%	12.5%	13.3%	17.6%
Improve the competitiveness of its financing compared to markets	0.0%	16.7%	1.1%	3.4%	0.0%	2.6%	4.3%	5.0%	5.4%	3.3%	0.0%
Work more with civil society and beneficiary representatives*	0.0%	16.7%	5.7%	13.8%	0.0%	5.1%	17.4%	42.5%	14.3%	15.0%	11.8%
Increase the level of capacity development in the country	27.3%	25.0%	29.9%	13.8%	30.8%	41.0%	17.4%	27.5%	14.3%	33.3%	11.8%
Leverage the private sector more*	18.2%	25.0%	3.4%	3.4%	0.0%	10.3%	17.4%	12.5%	10.7%	0.0%	11.8%
Improve the quality of its experts as related to Sudan's specific challenges	0.0%	8.3%	3.4%	6.9%	0.0%	7.7%	2.2%	2.5%	1.8%	3.3%	17.6%
Work more with private sector	18.2%	0.0%	4.6%	0.0%	7.7%	5.1%	13.0%	5.0%	3.6%	8.3%	5.9%
Increase the level of World Bank Group staffing in Sudan's office	0.0%	0.0%	1.1%	6.9%	0.0%	2.6%	2.2%	0.0%	5.4%	3.3%	5.9%
Other	9.1%	0.0%	1.1%	0.0%	0.0%	5.1%	2.2%	0.0%	0.0%	5.0%	0.0%

*Significantly different between stakeholder groups

F. The Future Role of the World Bank Group in Sudan (continued)

When considering the combination of services that the World Bank Group offers in Sudan, and taking into account its limited level of resources, which ONE of the following do you believe the World Bank Group should offer more of in Sudan?* (Select only ONE response)

Percentage of Respondents	Office of President/Prime Minister/Minister	Office of Parliamentarian	Employee of a Ministry	PMU/ Consultant on WBG Project	Local Govt.	Bilateral/ Multilateral Agency	Private Sector	CSO	Media	Academia	Other
Financial services	45.5%	45.5%	40.5%	38.5%	30.8%	30.0%	60.0%	17.5%	56.4%	27.8%	29.4%
Knowledge products	27.3%	0.0%	38.1%	26.9%	15.4%	25.0%	15.0%	37.5%	18.2%	50.0%	47.1%
Convening services	9.1%	18.2%	7.1%	11.5%	30.8%	0.0%	7.5%	12.5%	12.7%	5.6%	5.9%
None of the above	18.2%	0.0%	4.8%	3.8%	15.4%	5.0%	2.5%	5.0%	0.0%	1.9%	5.9%
The combination is appropriate for Sudan	0.0%	0.0%	3.6%	11.5%	0.0%	30.0%	5.0%	7.5%	5.5%	3.7%	5.9%
Don't know	0.0%	36.4%	6.0%	7.7%	7.7%	10.0%	10.0%	20.0%	7.3%	11.1%	5.9%

*Significantly different between stakeholder groups

What should the World Bank Group do to improve collaboration with the UN in the field? (Choose no more than THREE)

Percentage of Respondents (Responses combined)	Office of President/Prime Minister/Minister	Office of Parliamentarian	Employee of a Ministry	PMU/ Consultant on WBG Project	Local Govt.	Bilateral/ Multilateral Agency	Private Sector	CSO	Media	Academia	Other
Organize more joint meetings and missions with the UN*	45.5%	54.5%	32.6%	32.1%	57.1%	22.5%	40.5%	9.8%	34.5%	29.5%	23.5%
Collaborate on analysis, assessments and planning, including on rapid assessments on emerging crisis and changing circumstances when both institutions are engaged*	72.7%	45.5%	75.3%	71.4%	64.3%	67.5%	33.3%	80.5%	65.5%	70.5%	76.5%
Develop joint or complementary projects with the UN, leveraging each organization's comparative advantages	72.7%	90.9%	65.2%	78.6%	78.6%	70.0%	61.9%	56.1%	74.1%	75.4%	47.1%
Develop guidelines, framework and tools to facilitate operational cooperation and cross-financing	18.2%	45.5%	27.0%	10.7%	28.6%	37.5%	26.2%	31.7%	27.6%	29.5%	29.4%
Share more information about the World Bank Group's activities, products, and knowledge	18.2%	18.2%	31.5%	35.7%	7.1%	27.5%	19.0%	36.6%	20.7%	26.2%	41.2%
Involve UN experts to a greater degree in World Bank Group activities	45.5%	18.2%	31.5%	35.7%	50.0%	20.0%	42.9%	31.7%	50.0%	31.1%	41.2%
Other	0.0%	0.0%	1.1%	0.0%	0.0%	2.5%	0.0%	4.9%	1.7%	1.6%	5.9%

*Significantly different between stakeholder groups

F. The Future Role of the World Bank Group in Sudan (continued)

Which THREE areas below would benefit most from the World Bank Group playing a leading role among international partners in Sudan? (Choose no more than THREE)

Percentage of Respondents (Responses combined)	Office of President/Prime Minister/Minister	Office of Parliamentarian	Employee of a Ministry	PMU/ Consultant on WBG Project	Local Govt.	Bilateral/ Multilateral Agency	Private Sector	CSO	Media	Academia	Other
Social cohesion	0.0%	0.0%	6.3%	14.3%	7.1%	9.8%	11.4%	7.7%	11.1%	3.4%	5.9%
Public financial management	30.0%	9.1%	30.0%	32.1%	28.6%	46.3%	29.5%	46.2%	33.3%	34.5%	23.5%
Reducing gender based violence	10.0%	0.0%	10.0%	3.6%	7.1%	2.4%	2.3%	7.7%	6.7%	8.6%	5.9%
Crisis preparedness*	0.0%	9.1%	30.0%	14.3%	21.4%	4.9%	20.5%	25.6%	31.1%	15.5%	5.9%
Crisis response	10.0%	0.0%	13.8%	10.7%	28.6%	4.9%	20.5%	5.1%	8.9%	15.5%	23.5%
Access to justice systems	0.0%	9.1%	1.3%	3.6%	0.0%	4.9%	4.5%	5.1%	0.0%	3.4%	5.9%
Security mechanisms	0.0%	0.0%	6.3%	0.0%	0.0%	4.9%	9.1%	10.3%	2.2%	3.4%	0.0%
Conflict resolution mechanisms*	10.0%	63.6%	15.0%	0.0%	0.0%	7.3%	20.5%	20.5%	11.1%	20.7%	5.9%
Support domestic resource mobilization*	40.0%	90.9%	25.0%	14.3%	28.6%	26.8%	27.3%	30.8%	15.6%	34.5%	35.3%
Access to basic services*	10.0%	81.8%	18.8%	32.1%	14.3%	26.8%	36.4%	17.9%	33.3%	19.0%	41.2%
Capacity of state institutions*	40.0%	27.3%	35.0%	32.1%	14.3%	53.7%	27.3%	28.2%	13.3%	24.1%	23.5%
Jobs*	10.0%	0.0%	5.0%	7.1%	0.0%	24.4%	6.8%	0.0%	8.9%	5.2%	17.6%
Improving livelihoods*	40.0%	0.0%	36.3%	53.6%	35.7%	26.8%	18.2%	28.2%	33.3%	43.1%	52.9%
Food security	30.0%	0.0%	22.5%	14.3%	21.4%	17.1%	27.3%	17.9%	33.3%	32.8%	23.5%
Social safety nets*	40.0%	0.0%	12.5%	32.1%	28.6%	19.5%	2.3%	10.3%	6.7%	1.7%	5.9%
Stimulating dialogue to promote peace and stability	10.0%	9.1%	23.8%	28.6%	50.0%	14.6%	31.8%	33.3%	35.6%	25.9%	17.6%

*Significantly different between stakeholder groups

Which THREE areas below would benefit most from other donors in Sudan? (Choose no more than THREE)

Percentage of Respondents (Responses combined)	Office of President/Prime Minister/Minister	Office of Parliamentarian	Employee of a Ministry	PMU/ Consultant on WBG Project	Local Govt.	Bilateral/ Multilateral Agency	Private Sector	CSO	Media	Academia	Other
Social cohesion	11.1%	0.0%	8.2%	7.4%	14.3%	15.8%	9.5%	10.3%	5.3%	7.0%	11.8%
Public financial management	33.3%	18.2%	17.8%	25.9%	21.4%	13.2%	31.0%	20.5%	23.7%	19.3%	41.2%
Reducing gender based violence*	33.3%	0.0%	8.2%	14.8%	21.4%	21.1%	0.0%	12.8%	18.4%	7.0%	11.8%
Crisis preparedness	0.0%	9.1%	27.4%	14.8%	21.4%	23.7%	26.2%	17.9%	7.9%	14.0%	17.6%
Crisis response	0.0%	18.2%	19.2%	25.9%	21.4%	10.5%	16.7%	30.8%	31.6%	26.3%	11.8%
Access to justice systems	0.0%	18.2%	1.4%	0.0%	14.3%	5.3%	2.4%	2.6%	7.9%	3.5%	0.0%
Security mechanisms	22.2%	9.1%	9.6%	3.7%	21.4%	0.0%	7.1%	2.6%	5.3%	3.5%	0.0%
Conflict resolution mechanisms	0.0%	18.2%	8.2%	18.5%	28.6%	21.1%	9.5%	17.9%	7.9%	21.1%	0.0%
Support domestic resource mobilization	44.4%	0.0%	21.9%	7.4%	21.4%	18.4%	19.0%	17.9%	26.3%	29.8%	35.3%
Access to basic services	33.3%	9.1%	30.1%	7.4%	21.4%	23.7%	14.3%	23.1%	10.5%	33.3%	17.6%
Capacity of state institutions*	11.1%	18.2%	21.9%	40.7%	7.1%	26.3%	14.3%	20.5%	2.6%	12.3%	11.8%
Jobs	22.2%	27.3%	13.7%	7.4%	0.0%	10.5%	11.9%	15.4%	7.9%	15.8%	17.6%
Improving livelihoods	22.2%	54.5%	30.1%	33.3%	35.7%	36.8%	50.0%	33.3%	44.7%	26.3%	41.2%
Food security	22.2%	45.5%	23.3%	25.9%	7.1%	31.6%	47.6%	33.3%	21.1%	29.8%	41.2%
Social safety nets	22.2%	18.2%	24.7%	22.2%	14.3%	7.9%	16.7%	12.8%	7.9%	19.3%	11.8%
Stimulating dialogue to promote peace and stability	22.2%	36.4%	26.0%	29.6%	14.3%	21.1%	7.1%	23.1%	39.5%	21.1%	11.8%

*Significantly different between stakeholder groups

F. The Future Role of the World Bank Group in Sudan (continued)

To what degree does the World Bank Group support with its resources (financial, technical, knowledge and convening power)?

	Office of the President/Prime Minister/Minister			Office of Parliamentarian ¹			Employee of a Ministry			PMU/Consultant on WBG Project			Local Govt.			Bilateral/Multilateral Agency			Private Sector			CSO			Media			Academia			Other		
	N	Mean	SD	N	Mean	SD	N	Mean	SD	N	Mean	SD	N	Mean	SD	N	Mean	SD	N	Mean	SD	N	Mean	SD	N	Mean	SD	N	Mean	SD	N	Mean	SD
Social cohesion*	3	7.00	3.61				43	5.42	2.71	13	4.69	2.95	5	5.80	3.19	16	5.88	2.31	13	3.46	2.70	17	4.53	3.48	24	3.33	2.96	23	4.70	2.62	7	3.57	1.40
Public financial management*	6	7.67	2.25				54	6.70	2.48	17	6.82	2.58	6	6.17	2.14	21	6.81	2.06	14	4.64	2.92	21	4.95	2.38	25	5.56	3.48	26	6.62	2.70	10	6.60	2.76
Reducing gender based violence	3	6.33	1.15				38	5.68	2.01	10	5.30	2.16	7	6.14	1.77	17	6.00	1.70	10	3.90	2.96	20	5.10	2.38	24	5.21	3.35	24	5.25	2.47	9	4.89	2.57
Crisis preparedness	4	5.75	2.06				47	5.85	2.34	14	5.86	2.54	6	5.50	2.43	17	5.29	1.53	13	5.38	3.31	20	5.05	2.95	29	5.59	3.51	30	5.97	2.50	8	5.25	2.96
Crisis response	4	4.25	1.26				49	6.27	2.51	13	5.46	2.60	7	6.14	2.54	17	4.88	1.41	14	4.57	2.59	17	4.47	2.81	29	5.31	3.68	28	5.86	2.59	9	4.11	1.45
Access to justice systems	3	4.33	3.21				30	5.10	2.75	10	5.00	2.91	5	5.00	2.00	18	4.94	1.80	12	3.75	3.17	15	4.60	3.02	24	3.67	2.90	17	3.94	2.19	8	4.13	2.42
Security mechanisms	2	4.50	3.54				28	5.04	3.02	7	2.86	1.77	7	5.86	2.54	18	5.00	1.81	11	3.45	2.58	15	4.13	2.39	26	3.73	2.95	14	4.50	2.10	7	3.86	1.95
Conflict resolution mechanisms	3	5.00	2.65				38	5.58	2.72	12	5.33	2.50	7	6.57	2.57	17	5.41	1.87	12	4.67	2.74	19	5.21	2.55	27	5.26	3.23	24	5.42	2.55	7	5.43	2.44
Support domestic resource mobilization	4	7.00	2.45				54	5.93	2.61	17	5.76	2.73	7	6.43	2.15	18	5.83	1.72	13	4.85	3.11	21	4.76	2.74	31	5.13	3.38	33	5.85	2.39	7	5.57	1.90
Access to basic services	4	8.25	1.71				53	5.53	2.67	17	6.41	2.76	6	6.83	2.48	23	6.04	2.23	13	4.77	3.42	22	4.91	2.24	28	4.71	3.48	36	5.81	2.52	9	5.11	2.37
Capacity of state institutions	5	7.20	2.39				62	6.16	2.46	19	6.53	2.82	7	6.00	2.24	21	6.19	1.83	12	4.83	2.25	21	4.86	2.67	28	5.25	3.41	28	5.14	2.76	8	6.13	2.53
Jobs	4	5.25	3.20				44	4.32	2.46	12	5.25	2.96	5	5.40	3.13	20	5.75	2.10	11	3.64	3.26	16	4.13	2.39	22	3.73	2.69	25	4.92	2.66	7	4.71	2.06
Improving livelihoods	5	6.20	2.49				59	5.85	2.75	17	6.82	2.92	7	5.57	2.82	20	6.15	2.28	14	4.64	2.73	22	5.00	2.31	29	5.21	3.47	31	5.48	2.63	10	6.50	2.68
Food security	3	8.67	1.53				55	5.76	2.62	16	5.94	2.72	7	5.71	3.25	20	5.50	2.31	14	5.07	2.64	20	5.10	2.69	27	5.07	3.63	29	5.41	2.67	11	5.73	3.13
Social safety nets*	5	7.40	2.41				50	6.08	2.68	16	6.31	2.52	6	5.83	2.48	20	5.70	2.11	8	3.88	3.14	16	4.13	2.19	26	4.62	3.10	25	4.52	2.63	9	4.33	1.80
Stimulating dialogue to promote peace and stability	4	6.75	2.87				49	6.29	2.30	13	5.54	2.73	8	6.25	2.76	19	5.58	1.89	12	3.92	2.94	19	5.37	2.85	27	5.41	3.23	30	5.40	2.75	10	5.20	2.82

*Significantly different between stakeholder groups

¹ No responses from the Office of Parliamentarian group

G. Communication and Information Sharing

How frequently do you interact with the World Bank Group now in Sudan?*

Percentage of Respondents	Office of President/Prime Minister/Minister	Office of Parliamentarian	Employee of a Ministry	PMU/Consultant on WBG Project	Local Govt.	Bilateral/Multilateral Agency	Private Sector	CSO	Media	Academia	Other
Never	0.0%	16.7%	20.5%	3.3%	35.7%	31.0%	76.9%	42.9%	45.6%	36.7%	31.3%
Less than once a year	9.1%	0.0%	19.3%	3.3%	21.4%	19.0%	2.6%	23.8%	22.8%	23.3%	25.0%
Once a year to a few times a year	36.4%	83.3%	43.2%	16.7%	42.9%	35.7%	15.4%	26.2%	24.6%	35.0%	43.8%
Less than once a month	0.0%	0.0%	0.0%	13.3%	0.0%	4.8%	0.0%	7.1%	1.8%	1.7%	0.0%
At least once a month	9.1%	0.0%	11.4%	30.0%	0.0%	7.1%	5.1%	0.0%	3.5%	3.3%	0.0%
At least once a week	45.5%	0.0%	5.7%	33.3%	0.0%	2.4%	0.0%	0.0%	1.8%	0.0%	0.0%

*Significantly different between stakeholder groups

G. Communication and Information Sharing (continued)

How much face-to-face access would you like to have with the World Bank Group in Sudan (i.e., discussions, meetings, conferences, workshops, training, etc.)?*(Select only ONE response)

Percentage of Respondents	Office of President/Prime Minister/Minister	Office of Parliamentarian	Employee of a Ministry	PMU/Consultant on WBG Project	Local Govt.	Bilateral/Multilateral Agency	Private Sector	CSO	Media	Academia	Other
I prefer more frequent interactions with the World Bank Group	72.7%	0.0%	83.0%	58.6%	50.0%	69.0%	37.8%	75.6%	71.4%	75.0%	87.5%
I prefer the frequency of my interactions with the World Bank Group to be just about the same as they are currently	9.1%	0.0%	10.2%	34.5%	21.4%	14.3%	2.7%	2.4%	7.1%	10.0%	0.0%
I prefer less frequent interactions with the World Bank Group	9.1%	0.0%	1.1%	0.0%	0.0%	2.4%	0.0%	0.0%	0.0%	0.0%	0.0%
I prefer to have no face to face interactions with the World Bank Group	0.0%	0.0%	1.1%	3.4%	14.3%	2.4%	5.4%	0.0%	3.6%	3.3%	6.3%
Prefer not to answer	9.1%	100.0%	4.5%	3.4%	14.3%	11.9%	54.1%	22.0%	17.9%	11.7%	6.3%

*Significantly different between stakeholder groups

How do you get most of your information about economic and social development issues in Sudan? (Choose no more than TWO)

Percentage of Respondents (Responses combined)	Office of President/Prime Minister/Minister	Office of Parliamentarian	Employee of a Ministry	PMU/Consultant on WBG Project	Local Govt.	Bilateral/Multilateral Agency	Private Sector	CSO	Media	Academia	Other
Local radio	9.1%	0.0%	15.5%	13.3%	23.1%	4.9%	13.0%	7.5%	14.0%	5.3%	6.3%
International radio*	9.1%	0.0%	0.0%	10.0%	0.0%	0.0%	8.7%	10.0%	5.3%	5.3%	18.8%
Social media	27.3%	33.3%	34.5%	26.7%	30.8%	29.3%	37.0%	37.5%	42.1%	26.3%	25.0%
International newspapers*	0.0%	8.3%	7.1%	3.3%	15.4%	7.3%	0.0%	2.5%	8.8%	3.5%	25.0%
Local television	9.1%	16.7%	14.3%	16.7%	23.1%	9.8%	8.7%	12.5%	7.0%	10.5%	6.3%
Internet*	63.6%	41.7%	50.0%	60.0%	46.2%	82.9%	54.3%	65.0%	66.7%	68.4%	56.3%
Periodicals*	36.4%	25.0%	22.6%	16.7%	15.4%	24.4%	15.2%	10.0%	7.0%	35.1%	31.3%
International television	18.2%	8.3%	19.0%	16.7%	23.1%	9.8%	17.4%	15.0%	7.0%	8.8%	0.0%
Local newspapers*	18.2%	41.7%	17.9%	33.3%	15.4%	17.1%	39.1%	27.5%	31.6%	12.3%	12.5%
Other	0.0%	8.3%	6.0%	0.0%	7.7%	7.3%	0.0%	5.0%	0.0%	5.3%	0.0%

*Significantly different between stakeholder groups

G. Communication and Information Sharing (continued)

How would you prefer to receive information from the World Bank Group? (Choose no more than TWO)

Percentage of Respondents (Responses combined)	Office of President/Prime Minister/Minister	Office of Parliamentarian	Employee of a Ministry	PMU/ Consultant on WBG Project	Local Govt.	Bilateral/ Multilateral Agency	Private Sector	CSO	Media	Academia	Other
World Bank Group's publications and other written materials	36.4%	33.3%	37.1%	23.3%	28.6%	47.6%	45.7%	35.7%	31.0%	44.1%	38.9%
e-Newsletters*	9.1%	16.7%	12.4%	13.3%	21.4%	40.5%	26.1%	26.2%	53.4%	23.7%	33.3%
World Bank Group's seminars/workshops/conferences	54.5%	16.7%	52.8%	46.7%	42.9%	31.0%	34.8%	50.0%	36.2%	37.3%	33.3%
Mobile phones	0.0%	8.3%	5.6%	3.3%	7.1%	11.9%	4.3%	11.9%	6.9%	5.1%	5.6%
Direct contact with World Bank Group*	45.5%	25.0%	39.3%	60.0%	14.3%	21.4%	23.9%	40.5%	24.1%	27.1%	33.3%
World Bank Group's website*	54.5%	41.7%	30.3%	36.7%	42.9%	33.3%	26.1%	16.7%	12.1%	37.3%	33.3%
Social media*	0.0%	8.3%	13.5%	6.7%	35.7%	11.9%	21.7%	9.5%	27.6%	16.9%	11.1%
Other*	0.0%	25.0%	1.1%	0.0%	0.0%	0.0%	10.9%	0.0%	1.7%	0.0%	0.0%

*Significantly different between stakeholder groups

Are you aware of the World Bank Group's Access to Information Policies under which the World Bank Group discloses any information in its possession that is not on a list of exceptions?

Percentage of Respondents	Office of President/Prime Minister/Minister	Office of Parliamentarian	Employee of a Ministry	PMU/ Consultant on WBG Project	Local Govt.	Bilateral/ Multilateral Agency	Private Sector	CSO	Media	Academia	Other
Yes	44.4%	8.3%	24.1%	36.7%	7.1%	21.4%	21.7%	14.6%	28.8%	20.7%	18.8%
No	55.6%	91.7%	75.9%	63.3%	92.9%	78.6%	78.3%	85.4%	71.2%	79.3%	81.3%

Do you have reliable access to the Internet?*

Percentage of Respondents	Office of President/Prime Minister/Minister	Office of Parliamentarian	Employee of a Ministry	PMU/ Consultant on WBG Project	Local Govt.	Bilateral/ Multilateral Agency	Private Sector	CSO	Media	Academia	Other
Yes	87.5%	16.7%	82.4%	92.6%	71.4%	92.9%	54.5%	71.8%	83.3%	84.2%	68.8%
No	12.5%	83.3%	17.6%	7.4%	28.6%	7.1%	45.5%	28.2%	16.7%	15.8%	31.3%

*Significantly different between stakeholder groups

Do you use/have you used the World Bank Group website?*

Percentage of Respondents	Office of President/Prime Minister/Minister	Office of Parliamentarian	Employee of a Ministry	PMU/ Consultant on WBG Project	Local Govt.	Bilateral/ Multilateral Agency	Private Sector	CSO	Media	Academia	Other
Yes	77.8%	63.6%	54.3%	75.9%	28.6%	78.6%	45.7%	57.5%	58.9%	55.2%	64.7%
No	22.2%	36.4%	45.7%	24.1%	71.4%	21.4%	54.3%	42.5%	41.1%	44.8%	35.3%

*Significantly different between stakeholder groups

Do you currently consult the World Bank Group social media sites (e.g., blogs, Facebook, Twitter, YouTube, and Flickr)?

Percentage of Respondents	Office of President/Prime Minister/Minister	Office of Parliamentarian	Employee of a Ministry	PMU/ Consultant on WBG Project	Local Govt.	Bilateral/ Multilateral Agency	Private Sector	CSO	Media	Academia	Other
Yes	44.4%	25.0%	29.4%	20.7%	28.6%	26.2%	37.5%	25.0%	29.6%	24.1%	11.8%
No	55.6%	75.0%	70.6%	79.3%	71.4%	73.8%	62.5%	75.0%	70.4%	75.9%	88.2%

G. Communication and Information Sharing (continued)

Which Internet connection do you use primarily when visiting a World Bank Group website?*

Percentage of Respondents	Office of President/Prime Minister/Minister	Office of Parliamentarian	Employee of a Ministry	PMU/Consultant on WBG Project	Local Govt.	Bilateral/Multilateral Agency	Private Sector	CSO	Media	Academia	Other
High speed/WiFi	80.0%	25.0%	53.9%	78.6%	50.0%	90.2%	73.8%	69.7%	67.3%	56.4%	92.9%
Dial-up	20.0%	75.0%	46.1%	21.4%	50.0%	9.8%	26.2%	30.3%	32.7%	43.6%	7.1%

*Significantly different between stakeholder groups

How frequently do you consult the World Bank Group's website and/or social media channels (e.g., blogs, Facebook, Twitter, YouTube, Flickr) for information/knowledge that you can use in your work?*

Percentage of Respondents	Office of President/Prime Minister/Minister	Office of Parliamentarian	Employee of a Ministry	PMU/Consultant on WBG Project	Local Govt.	Bilateral/Multilateral Agency	Private Sector	CSO	Media	Academia	Other
Weekly	27.3%	0.0%	10.5%	34.5%	7.1%	9.5%	2.4%	2.4%	21.4%	10.2%	5.6%
Monthly	18.2%	0.0%	14.0%	13.8%	7.1%	16.7%	4.9%	9.8%	14.3%	13.6%	11.1%
A few times a year	36.4%	75.0%	30.2%	24.1%	14.3%	33.3%	24.4%	39.0%	25.0%	25.4%	33.3%
Rarely	0.0%	8.3%	20.9%	13.8%	50.0%	19.0%	39.0%	26.8%	28.6%	20.3%	16.7%
Never	18.2%	16.7%	24.4%	13.8%	21.4%	21.4%	29.3%	22.0%	10.7%	30.5%	33.3%

*Significantly different between stakeholder groups

Please rate how much you agree with the following statements. (1-Strongly disagree, 10-Strongly agree)

	Office of the President/Prime Minister/Minister			Office of Parliamentarian			Employee of a Ministry			PMU/Consultant on WBG Project			Local Govt.			Bilateral/Multilateral Agency			Private Sector			CSO			Media			Academia			Other		
	N	Mean	SD	N	Mean	SD	N	Mean	SD	N	Mean	SD	N	Mean	SD	N	Mean	SD	N	Mean	SD	N	Mean	SD	N	Mean	SD	N	Mean	SD	N	Mean	SD
I find the World Bank Group's websites easy to navigate.	6	9.17	1.60	2	5.00	5.66	37	7.49	1.87	18	7.89	2.00	4	7.50	3.00	29	7.21	2.27	18	7.39	2.83	19	6.16	2.34	28	6.89	3.58	30	7.53	2.16	10	6.50	1.96
I find the information on the World Bank Group's websites useful.	6	9.33	0.82	3	5.67	4.16	39	7.69	1.73	19	8.21	1.58	4	7.75	2.22	29	7.69	1.81	17	6.82	2.46	19	7.05	1.93	28	7.36	3.35	29	8.07	1.53	8	7.25	1.98
The World Bank Group's social media channels are valuable sources of information about the institution	5	7.40	3.71	7	7.57	3.10	45	7.84	2.75	14	8.00	2.42	7	6.14	3.63	20	7.45	1.76	24	6.88	2.68	22	7.14	2.34	38	7.37	3.36	24	8.13	1.92	5	7.60	2.07

H. Background Information

Currently, do you professionally collaborate/work with the World Bank Group in your country?*

Percentage of Respondents	Office of President/Prime Minister/Minister	Office of Parliamentarian	Employee of a Ministry	PMU/Consultant on WBG Project	Local Govt.	Bilateral/Multilateral Agency	Private Sector	CSO	Media	Academia	Other
Yes	90.9%	30.0%	62.2%	90.0%	42.9%	35.7%	22.7%	23.1%	31.5%	23.0%	11.8%
No	9.1%	70.0%	37.8%	10.0%	57.1%	64.3%	77.3%	76.9%	68.5%	77.0%	88.2%

*Significantly different between stakeholder groups

H. Background Information (continued)

Which of the following describes most of your exposure to the World Bank Group in Sudan? (Choose no more than TWO)

Percentage of Respondents (Responses combined)	Office of President/Prime Minister/Minister	Office of Parliamentarian	Employee of a Ministry	PMU/ Consultant on WBG Project	Local Govt.	Bilateral/ Multilateral Agency	Private Sector	CSO	Media	Academia	Other
Observer*	9.1%	33.3%	11.0%	6.9%	15.4%	25.0%	45.2%	27.3%	53.8%	29.3%	13.3%
Use World Bank Group reports/data*	27.3%	16.7%	30.8%	13.8%	38.5%	45.0%	23.8%	24.2%	38.5%	43.1%	73.3%
Engage in World Bank Group related/sponsored events/activities*	45.5%	25.0%	51.6%	37.9%	15.4%	7.5%	19.0%	27.3%	15.4%	22.4%	13.3%
Collaborate as part of my professional duties*	90.9%	58.3%	61.5%	82.8%	92.3%	40.0%	23.8%	39.4%	40.4%	36.2%	60.0%
Use World Bank Group website for information, data, research, etc.*	18.2%	16.7%	18.7%	17.2%	7.7%	37.5%	33.3%	39.4%	26.9%	39.7%	40.0%

*Significantly different between stakeholder groups

What's your gender?

Percentage of Respondents	Office of President/Prime Minister/Minister	Office of Parliamentarian	Employee of a Ministry	PMU/ Consultant on WBG Project	Local Govt.	Bilateral/ Multilateral Agency	Private Sector	CSO	Media	Academia	Other
Female	36.4%	16.7%	31.9%	20.7%	42.9%	33.3%	17.0%	42.9%	36.2%	34.4%	38.9%
Male	63.6%	83.3%	68.1%	79.3%	57.1%	66.7%	83.0%	57.1%	63.8%	65.6%	61.1%

Appendix C: Responses to Indicator Questions by Geographic Location¹⁹

- Central Sudan (Khartoum, Gezira, Sennar, Blue Nile, and White Nile States) N=307
- Northern Sudan (Nile and Northern States) and Eastern Sudan (Gedarf, Kassala, and Red Sea States) N=40
- Western Sudan (North Kordofan, West Kordofan, and South Kordofan States and North Darfur, South Darfur, West Darfur, Central Darfur and East Darfur States) N=76

B. Overall Attitudes toward the World Bank Group

	Central Sudan			Northern and Eastern Sudan			Western Sudan		
	N	Mean	SD	N	Mean	SD	N	Mean	SD
Overall, please rate your impression of the World Bank Group's effectiveness in Sudan*	247	5.58	2.67	32	6.84	3.71	56	6.27	2.82

(1-Not effective at all, 10-Very effective) *Significantly different between geographic locations

To what extent do you agree with the following statements about the World Bank Group's work in Sudan?

(1-Strongly disagree, 10-Strongly agree)

	Central Sudan			Northern and Eastern Sudan			Western Sudan		
	N	Mean	SD	N	Mean	SD	N	Mean	SD
Overall the World Bank Group currently plays a relevant role in development in Sudan	249	5.12	2.70	29	5.34	3.74	56	5.34	2.75
The World Bank Group's work is aligned with what I consider the development priorities in Sudan	240	4.93	2.64	28	5.64	3.69	50	5.14	2.90

¹⁹ 423 respondents provided information about their geographic location (question H7 in the questionnaire), therefore, only responses from these individuals were analyzed.

B. Overall Attitudes toward the World Bank Group (continued)

To what extent is the World Bank Group an effective development partner in Sudan, in terms of each of the following?

(1-To no degree at all, 10-To a very significant degree)

	Central Sudan			Northern and Eastern Sudan			Western Sudan		
	N	Mean	SD	N	Mean	SD	N	Mean	SD
Responsiveness to needs	216	4.61	2.30	25	5.40	3.63	46	5.02	2.60
Flexibility (in terms of the institution's products and services)	206	4.83	2.42	19	5.84	3.39	36	4.64	2.07
Flexibility (in terms of changing country circumstances)	209	4.65	2.37	23	5.74	3.57	37	5.11	2.66
Being inclusive	188	5.06	2.39	20	5.20	3.65	40	4.90	2.83
Openness (sharing data and other information)	223	6.09	2.44	25	5.76	3.03	40	6.43	2.61
Collaboration with the Government	221	6.22	2.43	25	6.24	3.37	40	6.23	2.68
The speed in which it gets things accomplished on the ground	209	5.44	2.51	25	5.92	3.30	44	5.32	2.78
Helping to bring discipline/effective supervision to implementation of investment projects	206	5.30	2.89	19	5.53	3.72	43	5.44	3.18
Collaboration with civil society	214	5.32	2.62	26	6.19	3.31	45	5.44	2.74
Staff accessibility	214	5.05	2.73	22	4.91	3.52	39	5.49	3.07
Collaboration with other donors and development partners	198	6.49	2.52	22	5.95	3.47	36	6.97	2.36
Collaboration with the private sector	172	5.15	2.63	21	5.24	3.13	35	5.29	2.96
Collaboration with the UN	183	6.92	2.54	24	6.46	3.56	31	7.58	2.71
Straightforwardness and honesty	179	7.20	2.58	20	7.30	3.03	39	6.90	2.85
Treating clients and stakeholders in Sudan with respect	194	6.91	2.70	25	6.68	3.41	43	6.49	2.87
Being a long-term partner	204	6.27	2.69	22	5.95	3.92	42	7.17	2.71

C. World Bank Group's Effectiveness and Results

	Central Sudan			Northern and Eastern Sudan			Western Sudan		
	N	Mean	SD	N	Mean	SD	N	Mean	SD
To what extent does the World Bank Group's work help to achieve development results in Sudan?	256	5.54	2.58	31	6.61	3.09	59	5.71	2.68

(1-To no degree at all, 10-To a very significant degree)

	Central Sudan			Northern and Eastern Sudan			Western Sudan		
	N	Mean	SD	N	Mean	SD	N	Mean	SD
To what extent does the World Bank Group help to build/strengthen existing country systems in Sudan?	220	5.66	2.90	29	5.86	3.64	49	5.96	3.09

C. World Bank Group's Effectiveness and Results (continued)

To what extent do you agree with the following statements about the World Bank Group in Sudan?

(1-Strongly disagree, 10-Strongly agree)

	Central Sudan			Northern and Eastern Sudan			Western Sudan		
	N	Mean	SD	N	Mean	SD	N	Mean	SD
The World Bank Group's financial instruments meet the needs of Sudan	220	4.18	2.67	26	3.81	3.43	48	4.71	3.02
The World Bank Group meets Sudan's needs for knowledge services	245	5.29	2.76	29	5.72	3.55	59	6.03	2.81

D. The World Bank Group's Knowledge Work and Activities

In Sudan, to what extent do you believe that the World Bank Group's knowledge work and activities:

(1-To no degree at all, 10-To a very significant degree)

	Central Sudan			Northern and Eastern Sudan			Western Sudan		
	N	Mean	SD	N	Mean	SD	N	Mean	SD
Are adaptable to Sudan's specific development challenges and country circumstances	220	6.35	2.53	29	6.90	3.52	45	6.38	2.89

	Central Sudan			Northern and Eastern Sudan			Western Sudan		
	N	Mean	SD	N	Mean	SD	N	Mean	SD
Overall, how significant a contribution do you believe the World Bank Group's knowledge work and activities make to development results in your country?	260	6.65	2.65	35	7.49	3.39	61	7.26	2.69
Overall, how would you rate the technical quality of the World Bank Group's knowledge work and activities?	242	6.84	2.35	28	7.86	3.22	52	7.15	2.45

(1-Not significant at all, 10-Very significant; 1-Very low technical quality, 10-Very high technical quality)

E. Working with the World Bank Group

To what extent do you agree/disagree with the following statements? (1-Strongly disagree, 10-Strongly agree)

	Central Sudan			Northern and Eastern Sudan			Western Sudan		
	N	Mean	SD	N	Mean	SD	N	Mean	SD
The World Bank Group takes decisions quickly in Sudan	186	4.52	2.62	27	4.78	3.50	39	4.56	2.81
Where country systems are adequate, the World Bank Group makes appropriate use of them	192	7.06	2.27	28	7.43	3.36	47	7.55	2.48

Appendix D: Responses to Selected Questions by Levels of Collaboration²⁰

This appendix presents comparative analysis of the data from those respondents who collaborate with the WBG vs. those respondents who do not collaborate with the WBG and covers the following selected questions from the FY18 Sudan COS questionnaire: All 10-point scale questions and question B4 "When thinking about how the World Bank Group can have the most impact on development results in Sudan, in which sectors do you believe the World Bank Group should focus most of its resources (financial and knowledge services) in Sudan?"

● Collaborating with the WBG N=170

● Not collaborating with the WBG N=243

B. Overall Attitudes toward the World Bank Group

	Collaborating with the WBG			Not collaborating with the WBG		
	N	Mean	SD	N	Mean	SD
How familiar are you with the work of the World Bank Group in Sudan?*	163	7.03	2.43	240	4.84	3.00

(1-Not familiar at all, 10-Extremely familiar) *Significantly different between collaborators and non-collaborators

	Collaborating with the WBG			Not collaborating with the WBG		
	N	Mean	SD	N	Mean	SD
Overall, please rate your impression of the World Bank Group's effectiveness in Sudan*	156	6.53	2.60	173	5.18	2.93

(1-Not effective at all, 10-Very effective) *Significantly different between collaborators and non-collaborators

	Collaborating with the WBG			Not collaborating with the WBG		
	N	Mean	SD	N	Mean	SD
To what extent do you believe the World Bank Group's staff is well prepared to help Sudan solve its most complicated development challenges?*	140	7.70	2.31	150	6.25	2.72

(1-To no degree at all, 10-To a very significant degree) *Significantly different between collaborators and non-collaborators

²⁰413 respondents provided information about their level of collaboration with the World Bank Group (question H3 in the questionnaire), therefore, only responses from these individuals were analyzed.

B. Overall Attitudes toward the World Bank Group (continued)

When thinking about how the World Bank Group can have the most impact on development results in Sudan, in which sectors do you believe the World Bank Group should focus most of its resources (financial and knowledge services) in Sudan? (Choose no more than THREE)

Percentage of Respondents (Responses combined)	Collaborating with the WBG	Not collaborating with the WBG
Energy	8.9%	5.4%
Water and sanitation	5.3%	5.0%
Pollution	0.0%	0.8%
Job creation/employment	11.2%	12.4%
Health	17.2%	15.3%
Regional conflict and tensions	3.6%	2.9%
Financial markets	1.2%	1.7%
Social protection*	7.7%	3.3%
Gender equity	1.8%	3.3%
Private sector development	9.5%	7.9%
Education	32.0%	33.9%
Public sector governance/reform	23.1%	26.9%
Security/stabilization/reconstruction	11.2%	10.7%
Global/regional integration	3.6%	4.1%
Food security	12.4%	9.9%
Urban development	1.2%	2.5%
Gender based violence	0.0%	0.0%
Judiciary reform	1.8%	2.5%
Economic growth	27.2%	24.4%
Disaster risk management	0.6%	2.1%
Equality of opportunity	3.0%	6.2%
Communicable/non-communicable diseases	0.6%	1.2%
Local governance and institutions	0.6%	1.2%
Information and communications technology	3.0%	2.5%
Transport	4.1%	5.0%
Agriculture and rural development*	37.9%	48.8%
Trade and exports	7.1%	4.1%
Crime and violence	1.2%	0.0%
Natural resource management	10.1%	5.8%
Social cohesion	1.2%	0.8%
Climate change*	6.5%	1.7%
Poverty reduction*	23.1%	14.9%
Anti-corruption	9.5%	16.1%
Debt relief and access to finance	6.5%	11.2%

*Significantly different between collaborators and non-collaborators

How EFFECTIVE do you believe the following World Bank Group's instruments are in supporting the Sudan Government's efforts to reduce poverty? (1-Not effective at all, 10-Very effective)

	Collaborating with the WBG			Not collaborating with the WBG		
	N	Mean	SD	N	Mean	SD
Analytical services and products*	98	6.69	2.20	100	5.55	2.53
Technical assistance*	111	7.01	2.26	116	5.53	2.66
Capacity building*	112	7.11	2.61	116	5.34	2.69
Trust funds and grants*	100	5.99	2.67	101	4.56	2.68

*Significantly different between collaborators and non-collaborators

B. Overall Attitudes toward the World Bank Group (continued)

To what extent do you agree with the following statements about the World Bank Group's work in Sudan?

(1-Strongly disagree, 10-Strongly agree)

	Collaborating with the WBG			Not collaborating with the WBG		
	N	Mean	SD	N	Mean	SD
Overall the World Bank Group currently plays a relevant role in development in Sudan*	148	6.03	2.77	178	4.48	2.71
The World Bank Group's work is aligned with what I consider the development priorities in Sudan*	146	5.97	2.65	165	4.25	2.71

*Significantly different between collaborators and non-collaborators

To what extent is the World Bank Group an effective development partner in Sudan, in terms of each of the following?

(1-To no degree at all, 10-To a very significant degree)

	Collaborating with the WBG			Not collaborating with the WBG		
	N	Mean	SD	N	Mean	SD
Responsiveness to needs*	126	5.40	2.56	155	4.19	2.34
Flexibility (in terms of the institution's products and services)*	115	5.23	2.43	138	4.42	2.38
Flexibility (in terms of changing country circumstances)*	119	5.24	2.61	142	4.35	2.42
Being inclusive*	114	5.53	2.54	128	4.55	2.50
Openness (sharing data and other information)*	134	6.57	2.28	148	5.61	2.65
Collaboration with the Government*	129	6.72	2.40	149	5.74	2.64
The speed in which it gets things accomplished on the ground*	132	6.09	2.51	140	4.76	2.60
Helping to bring discipline/effective supervision to implementation of investment projects*	123	6.33	2.85	139	4.38	2.82
Collaboration with civil society*	127	5.94	2.49	153	4.97	2.82
Staff accessibility*	128	5.91	2.64	142	4.27	2.79
Collaboration with other donors and development partners*	117	7.11	2.18	134	5.95	2.82
Collaboration with the private sector*	104	5.70	2.61	117	4.57	2.67
Collaboration with the UN	108	7.21	2.44	125	6.70	2.84
Straightforwardness and honesty*	116	7.76	2.08	118	6.54	3.00
Treating clients and stakeholders in Sudan with respect*	125	7.59	2.46	131	6.10	2.93
Being a long-term partner*	123	6.81	2.67	139	6.03	2.93

*Significantly different between collaborators and non-collaborators

C. World Bank Group's Effectiveness and Results

In Sudan, to what extent do the World Bank Group's financial resources, advice, and knowledge influence policy related to ... ?

(1-To no degree at all, 10-To a very significant degree)

	Collaborating with the WBG			Not collaborating with the WBG		
	N	Mean	SD	N	Mean	SD
Gender*	109	5.83	2.85	128	4.67	2.80
The impact of climate change*	99	5.54	2.74	131	4.48	2.67

*Significantly different between collaborators and non-collaborators

C. World Bank Group's Effectiveness and Results (continued)

How EFFECTIVE do you believe the World Bank Group is in terms of the work it does in the following areas of development in Sudan?
(1-Not effective at all, 10-Very effective)

	Collaborating with the WBG			Not collaborating with the WBG		
	N	Mean	SD	N	Mean	SD
Social protection*	89	5.09	2.56	92	4.07	2.76
Gender equity	99	5.65	2.77	118	4.97	2.72
Private sector development*	88	5.43	2.77	116	4.28	2.67
Education*	130	7.23	2.46	153	5.77	2.86
Public sector governance/reform*	115	6.39	2.69	130	5.15	3.00
Global/regional integration	79	5.76	2.62	100	5.11	2.93
Food security*	108	5.75	2.70	135	4.84	2.85
Urban development	97	5.14	2.63	116	4.66	2.75
Energy	79	4.71	2.81	104	4.60	3.03
Water and sanitation	96	5.17	2.77	126	4.62	3.09
Pollution	81	4.85	2.96	107	4.29	2.85
Job creation/employment	100	4.62	2.71	130	4.36	2.91
Health	111	5.93	2.67	138	5.25	2.95
Financial markets	77	4.99	2.93	99	4.21	2.75
Transport	78	4.60	2.97	109	4.18	2.91
Agriculture and rural development*	105	5.94	2.85	138	4.93	2.94
Trade and exports	79	4.66	2.91	113	4.19	2.81
Crime and violence	75	4.05	2.71	96	3.84	2.68
Natural resource management	86	4.56	2.80	106	4.24	2.77
Climate change*	96	5.58	2.88	117	4.63	2.87
Poverty reduction*	129	6.16	2.67	149	5.43	3.04
Anti corruption*	103	4.96	3.25	123	4.10	3.03
Judiciary reform	69	3.77	2.76	95	3.69	2.78
Economic growth*	112	5.86	2.90	138	4.75	2.91
Disaster risk management	91	5.02	2.88	119	4.50	2.83
Equality of opportunity*	85	5.39	3.01	102	4.33	2.88
Communicable/non-communicable diseases	78	4.76	2.84	105	4.68	2.81
Information and communications technology	79	5.16	2.81	112	4.64	2.87
Gender based violence	85	5.55	2.97	111	4.92	2.86
Security/stabilization/reconstruction	95	5.76	2.79	125	5.09	2.92
Regional conflict and tensions	76	5.28	2.85	121	4.62	2.80
Local governance and institutions*	86	4.86	2.38	112	4.07	2.54
Social cohesion	80	4.55	2.70	103	3.83	2.71
Debt relief and access to finance	99	4.91	3.24	125	4.23	3.26

*Significantly different between collaborators and non-collaborators

	Collaborating with the WBG			Not collaborating with the WBG		
	N	Mean	SD	N	Mean	SD
To what extent does the World Bank Group's work help to achieve development results in Sudan?*	156	6.38	2.55	183	5.07	2.66

(1-To no degree at all, 10-To a very significant degree) *Significantly different between collaborators and non-collaborators

C. World Bank Group's Effectiveness and Results (continued)

	Collaborating with the WBG			Not collaborating with the WBG		
	N	Mean	SD	N	Mean	SD
To what extent does the World Bank Group help to build/strengthen existing country systems in Sudan?*	140	6.86	2.77	153	4.73	2.91

(1-To no degree at all, 10-To a very significant degree) *Significantly different between collaborators and non-collaborators

To what extent do you agree with the following statements about the World Bank Group in Sudan?

(1-Strongly disagree, 10-Strongly agree)

	Collaborating with the WBG			Not collaborating with the WBG		
	N	Mean	SD	N	Mean	SD
The World Bank Group's financial instruments meet the needs of Sudan*	126	4.63	2.74	162	3.94	2.80
The World Bank Group meets Sudan's needs for knowledge services*	147	5.95	2.68	178	5.14	2.94

*Significantly different between collaborators and non-collaborators

	Collaborating with the WBG			Not collaborating with the WBG		
	N	Mean	SD	N	Mean	SD
How effectively does the World Bank Group help Sudan to mobilize finance for development from private sector sources?	121	4.64	3.03	126	4.21	2.90

(1-Not effectively at all, 10-Very effectively)

D. The World Bank Group's Knowledge Work and Activities

In Sudan, to what extent do you believe that the World Bank Group's knowledge work and activities:

(1-To no degree at all, 10-To a very significant degree)

	Collaborating with the WBG			Not collaborating with the WBG		
	N	Mean	SD	N	Mean	SD
Are timely*	129	6.67	2.40	141	5.51	2.67
Include appropriate level of stakeholder involvement during preparation*	133	6.74	2.39	141	5.23	2.79
Lead to practical solutions*	133	6.70	2.42	159	5.58	2.70
Are accessible (well written and easy to understand)*	128	6.91	2.54	145	5.69	2.76
Are source of relevant information on global good practices*	123	7.60	2.24	155	6.44	2.78
Are adequately disseminated*	132	6.73	2.63	158	5.49	2.88
Are translated enough into local language*	134	6.67	2.80	152	5.76	3.02
Are adaptable to Sudan's specific development challenges and country circumstances*	131	7.02	2.40	156	5.87	2.85

*Significantly different between collaborators and non-collaborators

	Collaborating with the WBG			Not collaborating with the WBG		
	N	Mean	SD	N	Mean	SD
Overall, how significant a contribution do you believe the World Bank Group's knowledge work and activities make to development results in your country?*	157	7.38	2.29	190	6.31	2.99
Overall, how would you rate the technical quality of the World Bank Group's knowledge work and activities?*	151	7.48	2.21	163	6.44	2.57

(1-Not significant at all, 10-Very significant; 1-Very low technical quality, 10-Very high technical quality)

*Significantly different between collaborators and non-collaborators

E. Working with the World Bank Group

To what extent do you agree/disagree with the following statements? (1-Strongly disagree, 10-Strongly agree)

	Collaborating with the WBG			Not collaborating with the WBG		
	N	Mean	SD	N	Mean	SD
The World Bank Group disburses funds promptly*	111	5.01	2.78	118	4.26	2.60
The World Bank Group effectively monitors and evaluates the projects and programs it supports*	149	7.89	2.25	172	6.74	2.64
The World Bank Group's approvals and reviews are done in a timely fashion*	137	6.72	2.42	139	5.70	2.69
The World Bank Group's "Safeguard Policy" requirements are reasonable*	120	6.56	2.25	131	5.53	2.81
The World Bank Group takes decisions quickly in Sudan*	116	4.94	2.75	130	4.08	2.63
Working with the World Bank Group increases Sudan's institutional capacity*	143	7.76	2.21	169	6.53	2.84
Where country systems are adequate, the World Bank Group makes appropriate use of them*	123	7.75	2.11	137	6.69	2.59

*Significantly different between collaborators and non-collaborators

	Collaborating with the WBG			Not collaborating with the WBG		
	N	Mean	SD	N	Mean	SD
To what extent do you believe the World Bank Group is adequately staffed in Sudan?	107	5.40	2.63	100	4.93	2.49

(1-To no degree at all, 10-To a very significant degree)

	Collaborating with the WBG			Not collaborating with the WBG		
	N	Mean	SD	N	Mean	SD
To what extent do you believe that the donor community is doing enough to support the government's efforts related to refugees in Sudan?	127	5.42	2.83	160	4.84	2.78

(1-To no degree at all, 10-To a very significant degree)

F. The Future Role of the World Bank Group in Sudan

To what degree does the World Bank Group support with its resources (financial, technical, knowledge and convening power)?
(1-To no degree at all, 10-To a very significant degree)

	Collaborating with the WBG			Not collaborating with the WBG		
	N	Mean	SD	N	Mean	SD
Social cohesion*	80	5.38	2.84	80	4.21	2.77
Public financial management*	95	7.05	2.41	100	5.61	2.78
Reducing gender based violence*	70	5.99	2.16	88	5.02	2.52
Crisis preparedness	86	5.88	2.49	95	5.43	2.79
Crisis response*	84	5.98	2.58	96	5.05	2.69
Access to justice systems	60	4.70	2.62	76	4.43	2.65
Security mechanisms	53	4.49	2.71	76	4.33	2.47
Conflict resolution mechanisms	70	5.54	2.58	91	5.49	2.65
Support domestic resource mobilization*	94	6.15	2.51	105	5.19	2.69
Access to basic services*	98	6.39	2.53	107	4.92	2.74
Capacity of state institutions*	103	6.57	2.51	103	5.04	2.64
Jobs	72	4.96	2.53	89	4.44	2.71
Improving livelihoods*	98	6.45	2.59	112	5.12	2.80
Food security*	92	6.11	2.74	105	5.10	2.82
Social safety nets*	89	5.99	2.71	87	4.71	2.55
Stimulating dialogue to promote peace and stability	91	5.82	2.55	95	5.42	2.77

*Significantly different between collaborators and non-collaborators

G. Communication and Information Sharing

Please rate how much you agree with the following statements. (1-Strongly disagree, 10-Strongly agree)

	Collaborating with the WBG			Not collaborating with the WBG		
	N	Mean	SD	N	Mean	SD
I find the World Bank Group's websites easy to navigate.*	97	7.84	2.23	99	6.72	2.57
I find the information on the World Bank Group's websites useful.*	98	8.03	2.00	99	7.22	2.24
The World Bank Group's social media channels are valuable sources of information about the institution*	96	7.92	2.32	108	7.13	2.90

*Significantly different between collaborators and non-collaborators

Appendix E: Responses to Select Questions by Year²¹

All data presented in this appendix are weighted. As a result, means of the FY 2018 data and the total number of respondents indicated will be slightly different from the aggregated responses in Appendix A. Similarly, responses from FY 2015 respondents and the total number of respondents indicated may differ from those reported in the FY 2015 COS report.

- FY 2015 Number of comparable respondents = 250
- FY 2018 Number of comparable respondents = 401

By weighting, the FY 2015 sample has the same stakeholder composition as that in the FY 2018 sample and thus are comparable. The stakeholder groups which do not have respondents in both years are not included in the comparison. The weighted stakeholder breakdown is presented below:

Percentage of Respondents	FY 2015	FY 2018
Office of the President/Prime Minister/Minister and Government Institutions	36%	36%
Local Government	4%	4%
Bilateral/Multilateral Agencies	6%	6%
Civil Society	15%	15%
Private Sector	12%	12%
Academia	12%	12%
Media	15%	15%

A. General Issues Facing Sudan

In general, would you say that Sudan is headed in ... ?*

Percentage of Respondents	FY 2015	FY 2018
The right direction	32.4%	21.0%
The wrong direction	40.3%	50.1%
Not sure	27.3%	28.8%

*Significantly different between FY 2015 and FY 2018 respondents

B. Overall Attitudes toward the World Bank Group

	FY 2015			FY 2018		
	N	Mean	SD	N	Mean	SD
How familiar are you with the work of the World Bank Group in Sudan?	245	6.13	2.87	390	5.82	2.97

(1-Not familiar at all, 10-Extremely familiar)

	FY 2015			FY 2018		
	N	Mean	SD	N	Mean	SD
Overall, please rate your impression of the World Bank Group's effectiveness in Sudan	205	6.09	2.81	320	5.94	2.89

(1-Not effective at all, 10-Very effective)

	FY 2015			FY 2018		
	N	Mean	SD	N	Mean	SD
To what extent do you believe the World Bank Group's staff is well prepared to help Sudan solve its most complicated development challenges?	203	7.09	2.72	282	7.01	2.66

(1-To no degree at all, 10-To a very significant degree)

²¹ Only those questions that were asked in the FY 2015 and FY 2018 country opinion surveys, with similar response scales/options, are presented.

B. Overall Attitudes toward the World Bank Group (continued)

To what extent do you believe that the World Bank Group's work and support help the poorest in Sudan?

(Select only ONE response)

Percentage of Respondents	FY 2015	FY 2018
To a fully sufficient degree	3.4%	4.8%
To a somewhat sufficient degree	25.8%	25.3%
To a somewhat insufficient degree	33.9%	30.0%
To a very insufficient degree	21.0%	25.0%
Don't know	15.9%	15.0%

To what extent do you agree with the following statements about the World Bank Group's work in Sudan?

(1-Strongly disagree, 10-Strongly agree)

	FY 2015			FY 2018		
	N	Mean	SD	N	Mean	SD
Overall the World Bank Group currently plays a relevant role in development in Sudan*	205	5.83	2.92	314	5.25	2.85
The World Bank Group's work is aligned with what I consider the development priorities in Sudan*	200	6.03	2.95	299	5.11	2.82

*Significantly different between FY 2015 and FY 2018 respondents

To what extent is the World Bank Group an effective development partner in Sudan, in terms of each of the following?

(1-To no degree at all, 10-To a very significant degree)

	FY 2015			FY 2018		
	N	Mean	SD	N	Mean	SD
Responsiveness to needs*	196	5.59	2.79	268	4.85	2.56
Flexibility (in terms of the institution's products and services)*	183	5.69	2.53	245	4.96	2.55
Flexibility (in terms of changing country circumstances)*	178	5.65	2.75	252	4.89	2.59
Being inclusive*	176	5.74	2.53	230	5.11	2.61
Openness (sharing data and other information)	176	6.28	2.64	268	6.09	2.52
Collaboration with the Government*	194	7.17	2.44	272	6.35	2.58
The speed in which it gets things accomplished on the ground*	188	6.12	2.78	263	5.51	2.66
Helping to bring discipline/effective supervision to implementation of investment projects [†]				254	5.43	3.00
Collaboration with civil society*	190	6.20	2.78	270	5.43	2.75
Staff accessibility*	187	6.32	2.78	257	5.09	2.87
Collaboration with other donors and development partners*	161	7.32	2.18	244	6.61	2.59
Collaboration with the private sector	158	5.30	2.70	217	5.27	2.73
Collaboration with the UN*	157	7.69	2.41	223	7.08	2.63
Straightforwardness and honesty	172	7.75	2.44	225	7.28	2.60
Treating clients and stakeholders in Sudan with respect**	190	7.82	2.55	249	6.87	2.81
Being a long-term partner*	179	7.18	2.92	251	6.46	2.81

*Significantly different between FY 2015 and FY 2018 respondents

[†]Only FY 2018 questionnaire had this response option.

**In FY 2015, the response option was "The World Bank Group treats clients and stakeholders in Sudan with respect" with the 10-point scale "1-Strongly disagree, 10-Strongly agree."

C. World Bank Group's Effectiveness and Results

How EFFECTIVE do you believe the World Bank Group is in terms of the work it does in the following areas of development in Sudan?²²
(1-Not effective at all, 10-Very effective)

	FY 2015			FY 2018		
	N	Mean	SD	N	Mean	SD
Social protection	119	4.23	2.61	173	4.63	2.75
Gender equity*	138	6.09	2.75	212	5.34	2.77
Private sector development	129	5.33	2.84	193	4.83	2.83
Education*	164	5.85	2.76	272	6.39	2.80
Public sector governance/reform	123	5.38	2.73	237	5.76	2.99
Global/regional integration	129	5.11	2.86	170	5.46	2.88
Food security	150	5.58	2.91	234	5.24	2.83
Urban development	136	5.52	2.94	204	4.94	2.72
Energy	113	4.68	2.69	177	4.62	3.02
Water and sanitation*	158	5.93	2.78	212	4.73	2.96
Pollution				182	4.45	2.87
Job creation/employment	147	4.38	2.88	221	4.49	2.87
Health	157	5.98	2.75	240	5.52	2.84
Financial markets	107	4.47	2.79	167	4.47	2.81
Transport	125	4.85	2.94	177	4.23	2.93
Agriculture and rural development**	176	6.10	2.73	231	5.37	2.97
Trade and exports	120	4.90	2.93	182	4.39	2.94
Crime and violence	106	3.76	2.58	162	3.93	2.68
Natural resource management	126	4.57	2.96	185	4.31	2.85
Climate change	137	5.19	2.91	203	5.12	2.96
Poverty reduction*	170	6.45	2.78	269	5.75	2.94
Anti corruption	110	4.57	2.89	218	4.43	3.18
Judiciary reform				159	3.68	2.78
Economic growth*	150	5.88	2.62	238	5.16	2.99
Disaster risk management**	129	5.42	2.91	205	4.63	2.86
Equality of opportunity	138	5.11	3.05	180	4.76	3.00
Communicable/non-communicable diseases*	132	5.33	2.84	177	4.63	2.84
Information and communications technology	126	5.27	3.06	187	4.83	2.90
Gender based violence				187	5.12	2.96
Security/stabilization/reconstruction	149	5.55	2.95	211	5.39	2.96
Regional conflict and tensions	124	4.80	3.14	187	4.84	2.84
Local governance and institutions	121	4.75	2.62	189	4.37	2.54
Social cohesion	132	4.04	2.64	176	4.06	2.74
Debt relief and access to finance	143	4.67	3.27	212	4.44	3.26

*Significantly different between FY 2015 and FY 2018 respondents.

[†] In FY 2015, there were two categories related to agriculture and rural development – “Rural development” and “Agricultural development.” A mean score of responses to these two categories was calculated and included in a separate variable that then was compared to FY 2018 “Agriculture and rural development” category.

[‡] In FY 2015, the category was “Disaster management.”

²² The categories that were compared had the same wording or slightly different wording, but the same meaning. The categories “Pollution,” and “Gender based violence” were absent in FY 2015; FY 2018 “Judiciary reform” category could not be compared to FY 2015 “Law and justice (e.g., judicial system)” category.

C. World Bank Group's Effectiveness and Results (continued)

	FY 2015			FY 2018		
	N	Mean	SD	N	Mean	SD
To what extent does the World Bank Group's work help to achieve development results in Sudan?*	209	6.34	2.77	328	5.71	2.70

(1-To no degree at all, 10-To a very significant degree) *Significantly different between FY 2015 and FY 2018 respondents.

	FY 2015			FY 2018		
	N	Mean	SD	N	Mean	SD
To what extent does the World Bank Group help to build/strengthen existing country systems in Sudan?*	173	6.73	2.83	288	5.74	3.10

(1-To no degree at all, 10-To a very significant degree) *Significantly different between FY 2015 and FY 2018 respondents.

To what extent do you agree with the following statements about the World Bank Group in Sudan?

(1-Strongly disagree, 10-Strongly agree)

	FY 2015			FY 2018		
	N	Mean	SD	N	Mean	SD
The World Bank Group's financial instruments meet the needs of Sudan ¹	173	4.69	2.96	278	4.22	2.84
The World Bank Group meets Sudan's needs for knowledge services	169	5.60	2.96	317	5.46	2.89

¹ In FY 2015, the category was "The World Bank Group's program of managing trust funds and partnerships meets the needs of Sudan."

D. The World Bank Group's Knowledge Work and Activities

How frequently do you consult World Bank Group's knowledge work and activities in the work you do?

Percentage of Respondents	FY 2015	FY 2018
Weekly	5.7%	4.9%
Monthly	12.6%	13.7%
A few times a year	30.0%	37.0%
Rarely	22.7%	25.1%
Never	29.1%	19.4%

In Sudan, to what extent do you believe that the World Bank Group's knowledge work and activities:

(1-To no degree at all, 10-To a very significant degree)

	FY 2015			FY 2018		
	N	Mean	SD	N	Mean	SD
Are timely	168	5.98	2.60	257	6.16	2.61
Include appropriate level of stakeholder involvement during preparation	177	6.35	2.60	268	5.99	2.73
Lead to practical solutions	191	6.44	2.44	282	6.17	2.62
Are accessible (well written and easy to understand)*	186	7.05	2.48	264	6.32	2.74
Are source of relevant information on global good practices*	182	7.63	2.21	269	7.08	2.61
Are adequately disseminated	186	6.27	2.63	284	6.00	2.88
Are translated enough into local language	183	6.15	2.76	285	6.15	2.96
Are adaptable to Sudan's specific development challenges and country circumstances*	179	7.18	2.59	279	6.45	2.69

*Significantly different between FY 2015 and FY 2018 respondents.

D. The World Bank Group's Knowledge Work and Activities (continued)

	FY 2015			FY 2018		
	N	Mean	SD	N	Mean	SD
Overall, how significant a contribution do you believe the World Bank Group's knowledge work and activities make to development results in your country?*	215	7.87	2.22	336	6.89	2.81
Overall, how would you rate the technical quality of the World Bank Group's knowledge work and activities?*	199	7.70	2.20	304	7.07	2.51

(1-Not significant at all, 10-Very significant; 1-Very low technical quality, 10-Very high technical quality)

*Significantly different between FY 2015 and FY 2018 respondents.

E. Working with the World Bank Group

To what extent do you agree/disagree with the following statements? (1-Strongly disagree, 10-Strongly agree)

	FY 2015			FY 2018		
	N	Mean	SD	N	Mean	SD
The World Bank Group disburses funds promptly	163	5.04	3.04	226	4.67	2.74
The World Bank Group effectively monitors and evaluates the projects and programs it supports*	204	7.85	2.18	316	7.38	2.51
The World Bank Group's approvals and reviews are done in a timely fashion	183	6.28	2.61	275	6.18	2.63
The World Bank Group's "Safeguard Policy" requirements are reasonable	150	6.46	2.52	250	6.10	2.64
The World Bank Group takes decisions quickly in Sudan	164	4.95	2.71	242	4.55	2.76
Working with the World Bank Group increases Sudan's institutional capacity*	209	8.11	2.17	306	7.20	2.68
Where country systems are adequate, the World Bank Group makes appropriate use of them	168	7.51	2.67	257	7.22	2.47

*Significantly different between FY 2015 and FY 2018 respondents.

	FY 2015			FY 2018		
	N	Mean	SD	N	Mean	SD
To what extent do you believe the World Bank Group is adequately staffed in Sudan?	158	5.19	2.67	202	5.18	2.66

(1-To no degree at all, 10-To a very significant degree)

F. The Future Role of the World Bank Group in Sudan

When considering the combination of services that the World Bank Group offers in Sudan, and taking into account its limited level of resources, which ONE of the following do you believe the World Bank Group should offer more of in Sudan?* (Select only ONE response)

Percentage of Respondents	FY 2015	FY 2018
Financial services ¹	63.6%	39.0%
Knowledge products	13.6%	31.3%
Convening services	4.2%	9.5%
None of the above	3.4%	4.1%
The combination is appropriate for Sudan	3.4%	6.5%
Don't know	11.9%	9.5%

*Significantly different between FY 2015 and FY 2018 respondents.

¹In FY 2015, the category was "Leveraging more resources from trust funds."

G. Communication and Information Sharing

Are you aware of the World Bank Group's Access to Information Policies under which the World Bank Group discloses any information in its possession that is not on a list of exceptions?

Percentage of Respondents	FY 2015	FY 2018
Yes	21.9%	23.0%
No	78.1%	77.0%

Do you have reliable access to the Internet?*

Percentage of Respondents	FY 2015	FY 2018
Yes	87.6%	78.6%
No	12.4%	21.4%

*Significantly different between FY 2015 and FY 2018 respondents.

*In FY 2015, the category was "Do you have access to the Internet?"

Do you use/have you used the World Bank Group website?

Percentage of Respondents	FY 2015	FY 2018
Yes	59.1%	57.1%
No	40.9%	42.9%

Which Internet connection do you use primarily when visiting a World Bank Group website?

Percentage of Respondents	FY 2015	FY 2018
High speed/WiFi	61.2%	66.1%
Dial-up	38.8%	33.9%

*Significantly different between FY 2015 and FY 2018 respondents.

Please rate how much you agree with the following statements. (1-Strongly disagree, 10-Strongly agree)

	FY 2015			FY 2018		
	N	Mean	SD	N	Mean	SD
I find the World Bank Group's websites easy to navigate.	157	7.59	2.42	185	7.28	2.50
I find the information on the World Bank Group's websites useful.	150	7.79	2.05	186	7.64	2.15
The World Bank Group's social media channels are valuable sources of information about the institution	133	6.94	2.39	203	7.45	2.72

Appendix F: Indicator Questions as a Function of Exposure to the World Bank Group

Indicator Question	Currently, do you professionally collaborate/work with the World Bank Group in your country?		Which of the following describes most of your exposure to the World Bank Group in Sudan? (Choose no more than TWO)									
			Observer		Use WBG reports/data		Engage in WBG activities		Collaborate		Use WBG website	
	Not collaborating with the WBG	Collaborating with the WBG	No Mean	Yes Mean	No Mean	Yes Mean	No Mean	Yes Mean	No Mean	Yes Mean	No Mean	Yes Mean
Overall, please rate your impression of the World Bank Group's effectiveness in Sudan	5.18	6.53	6.02	5.42	5.87	5.90	5.74	6.21	5.61	6.13	6.07	5.39
Overall the World Bank Group currently plays a relevant role in development in Sudan	4.48	6.03	5.37	4.75	5.03	5.55	4.98	5.74	5.15	5.26	5.31	4.94
The World Bank Group's work is aligned with what I consider the development priorities in Sudan	4.25	5.97	5.40	4.16	4.99	5.32	4.81	5.80	4.86	5.33	5.21	4.79
Responsiveness to needs	4.19	5.40	5.02	4.20	4.65	5.13	4.70	5.11	4.62	5.00	4.89	4.64
Flexibility (in terms of the institution's products and services)	4.42	5.23	4.96	4.50	4.72	5.10	4.81	4.96	4.41	5.27	4.96	4.60
Flexibility (in terms of changing country circumstances)	4.35	5.24	4.88	4.60	4.73	4.95	4.76	4.94	4.43	5.16	4.97	4.44
Being inclusive	4.55	5.53	5.26	4.37	5.05	5.08	4.88	5.49	4.91	5.19	5.21	4.70
Openness (sharing data and other information)	5.61	6.57	6.24	5.67	5.90	6.44	5.91	6.60	6.14	6.08	6.24	5.78
Collaboration with the Government	5.74	6.72	6.31	6.08	6.30	6.18	6.06	6.71	5.99	6.50	6.42	5.85
The speed in which it gets things accomplished on the ground	4.76	6.09	5.52	5.41	5.60	5.31	5.24	6.08	5.34	5.63	5.62	5.18
Helping to bring discipline/effective supervision to implementation of investment projects	4.38	6.33	5.63	4.69	5.56	5.10	4.88	6.52	4.79	5.97	5.71	4.60
Collaboration with civil society	4.97	5.94	5.46	5.27	5.35	5.52	5.25	5.83	5.16	5.67	5.64	4.88
Staff accessibility	4.27	5.91	5.38	4.48	5.16	5.21	4.90	5.81	4.56	5.73	5.35	4.73
Collaboration with other donors and development partners	5.95	7.11	6.70	5.93	6.38	6.76	6.15	7.35	6.36	6.65	6.65	6.15
Collaboration with the private sector	4.57	5.70	5.28	4.90	5.04	5.48	5.01	5.62	5.01	5.37	5.25	5.05
Collaboration with the UN	6.70	7.21	7.19	6.14	6.65	7.46	6.71	7.50	7.02	6.87	7.03	6.71
Straightforwardness and honesty	6.54	7.76	7.35	6.44	7.23	6.96	6.87	7.77	6.93	7.30	7.19	7.00
Treating clients and stakeholders in Sudan with respect	6.10	7.59	7.16	5.89	6.83	6.89	6.59	7.42	6.51	7.14	7.02	6.35
Being a long-term partner	6.03	6.81	6.48	6.30	6.51	6.30	6.21	6.97	6.31	6.54	6.52	6.21
To what extent does the World Bank Group's work help to achieve development results in Sudan?	5.07	6.38	5.74	5.67	5.75	5.67	5.57	6.08	5.48	5.95	5.90	5.23
To what extent does the World Bank Group help to build/strengthen existing country systems in Sudan?	4.73	6.86	6.06	5.06	5.93	5.62	5.50	6.50	5.18	6.40	5.95	5.47
The World Bank Group's financial instruments meet the needs of Sudan	3.94	4.63	4.22	4.30	4.12	4.47	4.16	4.46	4.20	4.29	4.25	4.23
The World Bank Group meets Sudan's needs for knowledge services	5.14	5.95	5.60	5.05	5.43	5.52	5.38	5.66	5.24	5.69	5.47	5.45
The World Bank Group's knowledge work and activities are adaptable to Sudan's specific development challenges and country circumstances	5.87	7.02	6.67	5.96	6.51	6.47	6.29	6.95	6.07	6.91	6.58	6.29
Overall, how significant a contribution do you believe the World Bank Group's knowledge work and activities make to development results in your country?	6.31	7.38	6.83	6.94	6.93	6.73	6.65	7.36	6.55	7.17	7.07	6.33
Overall, how would you rate the technical quality of the World Bank Group's knowledge work and activities?	6.44	7.48	7.07	6.68	6.97	6.98	6.76	7.46	6.75	7.20	7.12	6.61
The World Bank Group takes decisions quickly in Sudan	4.08	4.94	4.64	4.46	4.54	4.69	4.45	4.91	4.65	4.55	4.53	4.78
Where country systems are adequate, the World Bank Group makes appropriate use of them	6.69	7.75	7.22	7.19	7.30	7.04	7.00	7.67	7.02	7.38	7.35	6.78

Yellow highlight indicates significant difference between Yes and No means.

Appendix G: Sudan FY18 COS Questionnaire



World Bank Group Country Survey FY 2018 – Sudan

The World Bank Group is interested in gauging the views of clients and partners who are either involved in development in Sudan or who observe activities related to social and economic development. The following survey will give the World Bank Group's team that works in Sudan, greater insight into how the Bank's work is perceived. This is one tool the World Bank Group uses to assess the views of its stakeholders, and to develop more effective strategies that support development in Sudan.

A local independent firm has been hired to oversee the logistics of this survey. This ensures anonymity and confidentiality. We hope you'll be candid.

Finally, the survey relates to the World Bank Group's work. The World Bank Group consists of IBRD, IDA, IFC, MIGA, and ICSID. When responding to the survey, please consider the area of the World Bank Group with which you are most familiar.

To complete the survey, please circle/check the response that most accurately reflects your opinion. If you prefer not to answer a question, please leave it blank. If you feel that you do not have an adequate amount of information on a subject, please check "Don't know".

PLEASE NOTE: IN SOME CASES THE SURVEY WILL ASK FOR A SPECIFIC NUMBER OF RESPONSES. PLEASE DO NOT CHOOSE ANY MORE THAN REQUESTED. IF MORE RESPONSES ARE CHOSEN, DATA CANNOT BE INCLUDED IN ANALYSIS.

SECTION A: GENERAL ISSUES FACING SUDAN

A1. In general, would you say that Sudan is headed in ... ?	
1	The right direction
2	The wrong direction
3	Not sure

A2. Listed below are a number of development priorities in Sudan. Please identify which of the following you consider the most important development priorities in Sudan. (Choose no more than THREE)			
1	Social protection (e.g., pensions, targeted social assistance)	18	Transport (e.g., roads, bridges, transportation)
2	Gender equity (closing the gap between women and men, and boys and girls)	19	Agriculture and rural development
3	Private sector development	20	Trade and exports
4	Education	21	Crime and violence
5	Security/stabilization/reconstruction	22	Social cohesion
6	Public sector governance/reform (i.e., government effectiveness, public financial management, public expenditure, fiscal system reform)	23	Natural resource management (e.g., oil, gas, mining)
7	Global/regional integration	24	Climate change (e.g., mitigation, adaptation)
8	Food security	25	Poverty reduction
9	Urban development	26	Anti-corruption
10	Energy	27	Judiciary reform
11	Water and sanitation	28	Economic growth
12	Regional conflict and tensions	29	Local governance and institutions
13	Pollution	30	Disaster risk management
14	Job creation/employment	31	Equality of opportunity (i.e., social inclusion)
15	Health	32	Communicable/non-communicable diseases
16	Financial markets	33	Information and communications technology
17	Gender based violence	34	Debt relief and access to finance

SECTION A: GENERAL ISSUES

A3. Poverty reduction is a broad term that encompasses work in many different areas.			
Which THREE areas of development listed below do you believe would contribute most to reducing poverty in Sudan? (Choose no more than THREE)			
1	Economic growth	18	Water and sanitation
2	Disaster risk management	19	Pollution
3	Equality of opportunity (i.e., social inclusion)	20	Job creation/employment
4	Communicable/non-communicable diseases	21	Health
5	Local governance and institutions	22	Security/stabilization/reconstruction
6	Information and communications technology	23	Financial markets
7	Social protection (e.g., pensions, targeted social assistance)	24	Public sector governance/reform (i.e., government effectiveness, public financial management, public expenditure, fiscal system reform)
8	Agriculture and rural development	25	Gender equity (closing the gap between women and men, and boys and girls)
9	Trade and exports	26	Private sector development
10	Crime and violence	27	Education
11	Climate change (e.g., mitigation, adaptation)	28	Global/regional integration
12	Transport (e.g., roads, bridges, transportation)	29	Food security
13	Social cohesion	30	Regional conflict and tensions
14	Energy	31	Urban development
15	Anti-corruption	32	Gender based violence
16	Judiciary reform	33	Natural resource management (e.g., oil, gas, mining)
17	Debt relief and access to finance		

SECTION A: GENERAL ISSUES

A4. The World Bank Group's "Shared Prosperity" goal captures two key elements, economic growth and equity. It will seek to foster income growth among the bottom 40 percent of a country's population. Improvement in the Shared Prosperity Indicator requires growth and well-being of the less well-off. When thinking about the idea of "shared prosperity" in your country, which of the following TWO best illustrate how this would be achieved in Sudan? (Choose no more than TWO)

1	Greater access to health and nutrition for citizens
2	Better entrepreneurial opportunities (i.e., to start small and medium sized businesses)
3	A growing middle class
4	Better opportunity for the poor who live in rural areas
5	Better opportunity for the poor who live in urban areas
6	Consistent economic growth
7	More reliable social safety net
8	Greater access to micro-finance for the poor
9	Greater voice and participation for citizens to help ensure greater accountability
10	Education and training that better ensure job opportunity
11	Better quality public services
12	Better natural resource management
13	Better employment opportunities for young people
14	Better employment opportunities for women
15	Debt relief and access to finance
16	Other (please specify): _____

A5. When considering the characteristics of a fragile state, please identify which of the following best illustrate fragility in Sudan. (Choose no more than TWO)

1	None. I do not consider Sudan a fragile state.
2	Policy inconsistency
3	Weak social cohesion
4	Weak institutional capacity
5	Food insecurity
6	High levels of corruption
7	Weak accountability
8	Lack of security (i.e., conflict and violence)
9	Political uncertainty
10	Lack of access to development finance
11	Other (please specify): _____

**SECTION B: OVERALL ATTITUDES TOWARD THE WORLD BANK GROUP**

B1. How familiar are you with the work of the World Bank Group in Sudan?									
1	2	3	4	5	6	7	8	9	10
Not familiar at all								Extremely familiar	

B2. Overall, please rate your impression of the World Bank Group's effectiveness in Sudan.										
1	2	3	4	5	6	7	8	9	10	<input type="checkbox"/>
Not effective at all								Very effective		Don't know

B3. To what extent do you believe the World Bank Group's staff is well prepared (e.g., skills and knowledge) to help Sudan solve its most complicated development challenges?										
1	2	3	4	5	6	7	8	9	10	<input type="checkbox"/>
To no degree at all								To a very significant degree		Don't know

B4. When thinking about how the World Bank Group can have the most impact on development results in Sudan, in which sectors do you believe the World Bank Group should focus most of its resources (financial and knowledge services) in Sudan? (Choose no more than THREE)			
1	Energy	18	Judiciary reform
2	Water and sanitation	19	Economic growth
3	Pollution	20	Disaster risk management
4	Job creation/employment	21	Equality of opportunity (i.e., social inclusion)
5	Health	22	Communicable/non-communicable diseases
6	Regional conflict and tensions	23	Local governance and institutions
7	Financial markets	24	Information and communications technology
8	Social protection (e.g., pensions, targeted social assistance)	25	Transport (e.g., roads, bridges, transportation)
9	Gender equity (closing the gap between women and men, and boys and girls)	26	Agriculture and rural development
10	Private sector development	27	Trade and exports
11	Education	28	Crime and violence
12	Public sector governance/reform (i.e., government effectiveness, public financial management, public expenditure, fiscal system reform)	29	Natural resource management (e.g., oil, gas, mining)
13	Security/stabilization/reconstruction	30	Social cohesion
14	Global/regional integration	31	Climate change (e.g., mitigation, adaptation)
15	Food security	32	Poverty reduction
16	Urban development	33	Anti-corruption
17	Gender based violence	34	Debt relief and access to finance

SECTION B: OVERALL ATTITUDES TOWARD THE WORLD BANK GROUP

B5. When thinking about the World Bank Group's role, which activity do you believe is of greatest VALUE and which activity is of second greatest value in Sudan?

		Greatest Value (Choose only ONE)	Second Greatest Value (Choose only ONE)
1	Bringing together different groups of stakeholders	<input type="checkbox"/>	<input type="checkbox"/>
2	Capacity development related to World Bank Group supported projects	<input type="checkbox"/>	<input type="checkbox"/>
3	Technical assistance	<input type="checkbox"/>	<input type="checkbox"/>
4	Policy advice, studies, analyses	<input type="checkbox"/>	<input type="checkbox"/>
5	Financial resources	<input type="checkbox"/>	<input type="checkbox"/>
6	Data and statistics	<input type="checkbox"/>	<input type="checkbox"/>
7	Promoting knowledge sharing	<input type="checkbox"/>	<input type="checkbox"/>
8	Implementation support	<input type="checkbox"/>	<input type="checkbox"/>
9	Mobilizing third party financial resources	<input type="checkbox"/>	<input type="checkbox"/>
10	Donor coordination	<input type="checkbox"/>	<input type="checkbox"/>
11	Strategy formulation (e.g., PRSP assistance)	<input type="checkbox"/>	<input type="checkbox"/>
12	Other (please specify): _____	<input type="checkbox"/>	<input type="checkbox"/>

B6. Which of the following do you identify as the World Bank Group's greatest WEAKNESSES in its work in Sudan? (Choose no more than TWO)

1	Not willing to honestly criticize policies and reform efforts in the country
2	Staff too inaccessible
3	Not collaborating enough with private sector
4	Not adequately collaborating with organizations such as bilaterals, multilaterals, trust funds, UN agencies
5	Not aligned with country priorities
6	Not adequately sensitive to political/social realities in Sudan
7	Too influenced by developed countries
8	World Bank Group's processes too slow
9	World Bank Group's processes too complex
10	Not exploring alternative policy options
11	Not sufficiently focused on results
12	Not in it for the long term
13	Its advice and strategies do not lend themselves to practical problem solving
14	Not collaborating enough with civil society (including NGOs, CBOs, beneficiary representatives)
15	Not enough public disclosure of its work
16	Arrogant in its approach
17	Inadequate World Bank Group's staffing in Sudan
18	The credibility of its knowledge/data
19	Not focused enough on issues that are unique to post-conflict countries
20	Other (please specify): _____
21	Don't know

SECTION B: OVERALL ATTITUDES TOWARD THE WORLD BANK GROUP

B7. To what extent do you believe that the World Bank Group's work and support help the poorest in Sudan? (Select only ONE response)

1	To a fully sufficient degree
2	To a somewhat sufficient degree
3	To a somewhat insufficient degree
4	To a very insufficient degree
5	Don't know

B8. How EFFECTIVE do you believe the following World Bank Group's instruments are in supporting the Sudan Government's efforts to reduce poverty? (If you have NO exposure to/experience with the instruments listed below, please select "N/A")

		Not effective at all										Very effective		N/A
		1	2	3	4	5	6	7	8	9	10			
1	Analytical services and products	1	2	3	4	5	6	7	8	9	10	<input type="checkbox"/>		
2	Technical assistance	1	2	3	4	5	6	7	8	9	10	<input type="checkbox"/>		
3	Capacity building	1	2	3	4	5	6	7	8	9	10	<input type="checkbox"/>		
4	Trust funds and grants	1	2	3	4	5	6	7	8	9	10	<input type="checkbox"/>		

B9. In addition to the regular relations with the national government, which TWO of the following groups should the World Bank Group collaborate with more in your country? (Choose no more than TWO)

1	Beneficiaries	9	Foundations
2	Youth/university groups	10	Media
3	Private sector	11	UN and regional peace keeping forces
4	Local government	12	Emerging donors
5	Donor community	13	UN agencies
6	NGOs/Community Based Organizations	14	Regional organizations (e.g., African Union)
7	Academia/think tanks/research institutes	15	Other (please specify): _____
8	Parliament	16	Don't know

To what extent do you agree with the following statements about the World Bank Group's work in Sudan?

		Strongly disagree										Strongly agree		Don't know
		1	2	3	4	5	6	7	8	9	10			
B10	Overall the World Bank Group currently plays a relevant role in development in Sudan	1	2	3	4	5	6	7	8	9	10	<input type="checkbox"/>		
B11	The World Bank Group's work is aligned with what I consider the development priorities for Sudan	1	2	3	4	5	6	7	8	9	10	<input type="checkbox"/>		

SECTION B: OVERALL ATTITUDES TOWARD THE WORLD BANK GROUP

To what extent is the World Bank Group an effective development partner in Sudan, in terms of each of the following?												
		To no degree at all					To a very significant degree					Don't know
		1	2	3	4	5	6	7	8	9	10	
B12	Responsiveness to needs											<input type="checkbox"/>
B13	Flexibility (in terms of the institution's products and services)											<input type="checkbox"/>
B14	Flexibility (in terms of changing country circumstances)											<input type="checkbox"/>
B15	Being inclusive											<input type="checkbox"/>
B16	Openness (sharing data and other information)											<input type="checkbox"/>
B17	Collaboration with the Government											<input type="checkbox"/>
B18	The speed in which it gets things accomplished on the ground											<input type="checkbox"/>
B19	Helping to bring discipline/effective supervision to implementation of investment projects											<input type="checkbox"/>
B20	Collaboration with civil society											<input type="checkbox"/>
B21	Staff accessibility											<input type="checkbox"/>
B22	Collaboration with other donors and development partners											<input type="checkbox"/>
B23	Collaboration with the private sector											<input type="checkbox"/>
B24	Collaboration with the UN											<input type="checkbox"/>
B25	Straightforwardness and honesty											<input type="checkbox"/>
B26	Treating clients and stakeholders in Sudan with respect											<input type="checkbox"/>
B27	Being a long-term partner											<input type="checkbox"/>

B28. To what extent does the World Bank Group partner with the right people to support work on the ground in Sudan? (Select only ONE response)	
1	Nearly never
2	Rarely
3	Sometimes
4	Nearly always
5	Don't know
6	Prefer not to answer

SECTION B: OVERALL ATTITUDES TOWARD THE WORLD BANK GROUP

B29. Which TWO organizations do you think it is most valuable for the World Bank Group to collaborate with to tackle fragility in Sudan? (Select no more than TWO)	
1	World Food Program (WFP)
2	World Health Organization (WHO)
3	United Nations Development Program (UNDP)
4	United Nations Peacekeeping
5	Save the Children
6	The Red Cross
7	The United Nations International Children's Emergency Fund (UNICEF)
8	The International Committee of the Red Cross (ICRC)
9	The International Organization for Migration (IOM)
10	None. I don't believe the World Bank Group needs to partner with the UN organizations.
11	Don't know

B30. When World Bank Group assisted reform efforts fail or are slow to take place, which of the following would you attribute this to? (Choose no more than THREE)	
1	The World Bank Group does not provide the government with consistent support throughout the reform effort
2	Political pressures and obstacles
3	Reforms are not well thought out in light of country challenges
4	Poor coordination within the Government
5	There is an inadequate level of private sector participation and support
6	Poor donor coordination
7	The World Bank Group is not sensitive enough to political/social realities on the ground
8	Lack of/inadequate levels of capacity in Government
9	There is not an adequate level of citizen/civil society participation
10	Corruption
11	Poor coordination within the World Bank Group
12	Ongoing conflict and instability
13	Inadequate funding
14	Other (please specify): _____

**SECTION C: WORLD BANK GROUP'S EFFECTIVENESS AND RESULTS**

C1. In Sudan, to what extent do the World Bank Group's financial resources, advice, and knowledge influence policy related to ... ?												
		To no degree at all					To a very significant degree					Don't know
		1	2	3	4	5	6	7	8	9	10	
1	Gender (i.e., closing the gap between women and men, and boys and girls)											<input type="checkbox"/>
2	The impact of climate change											<input type="checkbox"/>

SECTION C: WORLD BANK GROUP'S EFFECTIVENESS AND RESULTS

C2. How EFFECTIVE do you believe the World Bank Group is in terms of the work it does in the following areas of development in Sudan? *(If you have NO exposure to/experience in working in any of the sectors listed below, please respond "Don't know")*

		Not effective at all										Very effective	Don't know
		1	2	3	4	5	6	7	8	9	10		
1	Social protection (e.g., pensions, targeted social assistance)	1	2	3	4	5	6	7	8	9	10		<input type="checkbox"/>
2	Gender equity (closing the gap between women and men, and boys and girls)	1	2	3	4	5	6	7	8	9	10		<input type="checkbox"/>
3	Private sector development	1	2	3	4	5	6	7	8	9	10		<input type="checkbox"/>
4	Education	1	2	3	4	5	6	7	8	9	10		<input type="checkbox"/>
5	Public sector governance/reform (i.e., government effectiveness, public financial management, public expenditure, fiscal system reform)	1	2	3	4	5	6	7	8	9	10		<input type="checkbox"/>
6	Global/regional integration	1	2	3	4	5	6	7	8	9	10		<input type="checkbox"/>
7	Food security	1	2	3	4	5	6	7	8	9	10		<input type="checkbox"/>
8	Urban development	1	2	3	4	5	6	7	8	9	10		<input type="checkbox"/>
9	Energy	1	2	3	4	5	6	7	8	9	10		<input type="checkbox"/>
10	Water and sanitation	1	2	3	4	5	6	7	8	9	10		<input type="checkbox"/>
11	Pollution	1	2	3	4	5	6	7	8	9	10		<input type="checkbox"/>
12	Job creation/employment	1	2	3	4	5	6	7	8	9	10		<input type="checkbox"/>
13	Health	1	2	3	4	5	6	7	8	9	10		<input type="checkbox"/>
14	Financial markets	1	2	3	4	5	6	7	8	9	10		<input type="checkbox"/>
15	Transport (e.g., roads, bridges, transportation)	1	2	3	4	5	6	7	8	9	10		<input type="checkbox"/>
16	Agriculture and rural development	1	2	3	4	5	6	7	8	9	10		<input type="checkbox"/>
17	Trade and exports	1	2	3	4	5	6	7	8	9	10		<input type="checkbox"/>
18	Crime and violence	1	2	3	4	5	6	7	8	9	10		<input type="checkbox"/>
19	Natural resource management (e.g., oil, gas, mining)	1	2	3	4	5	6	7	8	9	10		<input type="checkbox"/>
20	Climate change (e.g., mitigation, adaptation)	1	2	3	4	5	6	7	8	9	10		<input type="checkbox"/>
21	Poverty reduction	1	2	3	4	5	6	7	8	9	10		<input type="checkbox"/>
22	Anti corruption	1	2	3	4	5	6	7	8	9	10		<input type="checkbox"/>
23	Judiciary reform	1	2	3	4	5	6	7	8	9	10		<input type="checkbox"/>
24	Economic growth	1	2	3	4	5	6	7	8	9	10		<input type="checkbox"/>
25	Disaster risk management	1	2	3	4	5	6	7	8	9	10		<input type="checkbox"/>
26	Equality of opportunity (i.e., social inclusion)	1	2	3	4	5	6	7	8	9	10		<input type="checkbox"/>
27	Communicable/non-communicable diseases	1	2	3	4	5	6	7	8	9	10		<input type="checkbox"/>
28	Information and communications technology	1	2	3	4	5	6	7	8	9	10		<input type="checkbox"/>
29	Gender based violence	1	2	3	4	5	6	7	8	9	10		<input type="checkbox"/>
30	Security/stabilization/reconstruction	1	2	3	4	5	6	7	8	9	10		<input type="checkbox"/>
31	Regional conflict and tensions	1	2	3	4	5	6	7	8	9	10		<input type="checkbox"/>
32	Local governance and institutions	1	2	3	4	5	6	7	8	9	10		<input type="checkbox"/>
33	Social cohesion	1	2	3	4	5	6	7	8	9	10		<input type="checkbox"/>
34	Debt relief and access to finance	1	2	3	4	5	6	7	8	9	10		<input type="checkbox"/>

SECTION C: WORLD BANK GROUP'S EFFECTIVENESS AND RESULTS

C3. To what extent does the World Bank Group's work help to achieve development results in Sudan?												
1	2	3	4	5	6	7	8	9	10	<input type="checkbox"/>		
To no degree at all									To a very significant degree		Don't know	

C4. To what extent does the World Bank Group help to build/strengthen existing country systems (e.g., procurement, financial management, etc.) in Sudan?												
1	2	3	4	5	6	7	8	9	10	<input type="checkbox"/>		
To no degree at all									To a very significant degree		Don't know	

To what extent do you agree with the following statements about the World Bank Group in Sudan?														
		Strongly disagree										Strongly agree		Don't know
C5	The World Bank Group's financial instruments (i.e., Trust Funds, etc.) meet the needs of Sudan	1	2	3	4	5	6	7	8	9	10	<input type="checkbox"/>		
C6	The World Bank Group meets Sudan's needs for knowledge services (e.g., research, analysis, data, technical assistance)	1	2	3	4	5	6	7	8	9	10	<input type="checkbox"/>		

C7. How effectively does the World Bank Group help Sudan to mobilize finance for development from private sector sources?												
1	2	3	4	5	6	7	8	9	10	<input type="checkbox"/>		
Not effectively at all									Very effectively		Don't know	

SECTION D: THE WORLD BANK GROUP'S KNOWLEDGE WORK AND ACTIVITIES (i.e., ANALYSIS, STUDIES, RESEARCH, DATA, REPORTS, CONFERENCES)

D1. How frequently do you consult World Bank Group's knowledge work and activities in the work you do?

1	Weekly
2	Monthly
3	A few times a year
4	Rarely
5	Never

In Sudan, to what extent do you believe that the World Bank Group's knowledge work and activities:

	To no degree at all	To a very significant degree										Don't know
D2 Are timely	1	2	3	4	5	6	7	8	9	10	<input type="checkbox"/>	
D3 Include appropriate level of stakeholder involvement during preparation	1	2	3	4	5	6	7	8	9	10	<input type="checkbox"/>	
D4 Lead to practical solutions	1	2	3	4	5	6	7	8	9	10	<input type="checkbox"/>	
D5 Are accessible (well written and easy to understand)	1	2	3	4	5	6	7	8	9	10	<input type="checkbox"/>	
D6 Are source of relevant information on global good practices	1	2	3	4	5	6	7	8	9	10	<input type="checkbox"/>	
D7 Are adequately disseminated	1	2	3	4	5	6	7	8	9	10	<input type="checkbox"/>	
D8 Are translated enough into local language	1	2	3	4	5	6	7	8	9	10	<input type="checkbox"/>	
D9 Are adaptable to Sudan's specific development challenges and country circumstances	1	2	3	4	5	6	7	8	9	10	<input type="checkbox"/>	

D10. Overall, how significant a contribution do you believe the World Bank Group's knowledge work and activities make to development results in your country?

1	2	3	4	5	6	7	8	9	10	<input type="checkbox"/>
Not significant at all									Very significant	Don't know

D11. Overall, how would you rate the technical quality of the World Bank Group's knowledge work and activities?

1	2	3	4	5	6	7	8	9	10	<input type="checkbox"/>
Very low technical quality									Very high technical quality	Don't know

SECTION E: WORKING WITH THE WORLD BANK GROUP

E1. When working with the World Bank Group on programs, projects and other activities, do you believe that the team ... ? (Select only ONE response)	
1	Almost never has the right skills mix to tackle the challenges of fragility
2	Rarely has the right skills mix to tackle the challenges of fragility
3	Sometimes has the right skills mix to tackle the challenges of fragility
4	Almost always has the right skills mix to tackle the challenges of fragility
5	Don't know
6	Prefer not to answer

To what extent do you agree/disagree with the following statements?													
		Strongly disagree										Strongly agree	Don't know
		1	2	3	4	5	6	7	8	9	10		
E2	The World Bank Group disburses funds promptly	1	2	3	4	5	6	7	8	9	10	<input type="checkbox"/>	
E3	The World Bank Group effectively monitors and evaluates the projects and programs it supports	1	2	3	4	5	6	7	8	9	10	<input type="checkbox"/>	
E4	The World Bank Group's approvals and reviews are done in a timely fashion	1	2	3	4	5	6	7	8	9	10	<input type="checkbox"/>	
E5	The World Bank Group's "Safeguard Policy" requirements are reasonable	1	2	3	4	5	6	7	8	9	10	<input type="checkbox"/>	
E6	The World Bank Group takes decisions quickly in Sudan	1	2	3	4	5	6	7	8	9	10	<input type="checkbox"/>	
E7	Working with the World Bank Group increases Sudan's institutional capacity	1	2	3	4	5	6	7	8	9	10	<input type="checkbox"/>	
E8	Where country systems (e.g., procurement, financial management, etc.) are adequate, the World Bank Group makes appropriate use of them	1	2	3	4	5	6	7	8	9	10	<input type="checkbox"/>	

E9. To what extent do you believe the World Bank Group is adequately staffed in Sudan?												
1	2	3	4	5	6	7	8	9	10	<input type="checkbox"/>		
To no degree at all									To a very significant degree	Don't know		

SECTION E: WORKING WITH THE WORLD BANK GROUP

E10. To what extent do you believe that the donor community is doing enough to support the government's efforts related to refugees in Sudan?										
1	2	3	4	5	6	7	8	9	10	<input type="checkbox"/>
To no degree at all									To a very significant degree	Don't know

E11. In which of the following areas do you believe the World Bank Group should provide most of its resources when it comes to providing support to the refugee crisis in Sudan? (Choose no more than TWO)	
1	Education
2	Health
3	Supporting poor and marginalized local communities
4	Jobs
5	Business development
6	Infrastructure
7	Social cohesion
8	Public services
9	Macro issues (fiscal accounts, balance of payments, etc.)
10	Don't know
11	Other (please specify): _____

E12. Please rate how you feel when you think about the impact of the refugees in regards to....						
		A very negative impact	A somewhat negative impact	A somewhat positive impact	A very positive impact	No impact at all
1	Sudan's economy	<input type="checkbox"/>	<input type="checkbox"/>	<input type="checkbox"/>	<input type="checkbox"/>	<input type="checkbox"/>
2	Social cohesion	<input type="checkbox"/>	<input type="checkbox"/>	<input type="checkbox"/>	<input type="checkbox"/>	<input type="checkbox"/>
3	National security	<input type="checkbox"/>	<input type="checkbox"/>	<input type="checkbox"/>	<input type="checkbox"/>	<input type="checkbox"/>
4	Public service delivery	<input type="checkbox"/>	<input type="checkbox"/>	<input type="checkbox"/>	<input type="checkbox"/>	<input type="checkbox"/>
5	Sudan's poor and marginalized	<input type="checkbox"/>	<input type="checkbox"/>	<input type="checkbox"/>	<input type="checkbox"/>	<input type="checkbox"/>

SECTION F: THE FUTURE ROLE OF THE WORLD BANK GROUP IN SUDAN

F1. Which of the following **SHOULD** the World Bank Group do to make itself of greater value in Sudan? (Choose no more than TWO)

1	Offer more innovative knowledge services
2	Collaborate more effectively with Government clients (e.g., national, state, local)
3	Work faster
4	Reduce the complexity of obtaining World Bank Group financing
5	Mobilize more financial resources through trust funds and partnerships
6	Help to bring discipline/effective supervision to implementation of World Bank Group projects
7	Collaborate more effectively with organizations such as bilaterals, multilaterals, trust funds, UN agencies
8	Offer more innovative financial products
9	Ensure greater selectivity in its work
10	Provide more adequate data/knowledge/statistics/figures on Sudan's economy
11	Improve the competitiveness of its financing compared to markets (e.g., cost, timeliness, other terms)
12	Work more with civil society and beneficiary representatives
13	Increase the level of capacity development in the country
14	Leverage the private sector more (i.e., mobilize private sector development)
15	Improve the quality of its experts as related to Sudan's specific challenges
16	Work more with private sector
17	Increase the level of World Bank Group staffing in Sudan's office
18	Other (please specify): _____

F2. When considering the combination of services that the World Bank Group offers in Sudan, and taking into account its limited level of resources, which **ONE** of the following do you believe the World Bank Group should offer more of in Sudan? (Select only ONE response)

1	Financial services
2	Knowledge products
3	Convening services
4	None of the above
5	The combination is appropriate for Sudan
6	Don't know

F3. What should the World Bank Group do to improve collaboration with the UN in the field? (Choose no more than THREE)

1	Organize more joint meetings and missions with the UN
2	Collaborate on analysis, assessments and planning, including on rapid assessments on emerging crisis and changing circumstances when both institutions are engaged
3	Develop joint or complementary projects with the UN, leveraging each organization's comparative advantages
4	Develop guidelines, framework and tools to facilitate operational cooperation and cross-financing
5	Share more information about the World Bank Group's activities, products, and knowledge
6	Involve UN experts to a greater degree in World Bank Group activities
7	Other (please specify): _____

SECTION F: THE FUTURE ROLE OF THE WORLD BANK GROUP IN SUDAN

F4. Please answer the following questions:		(Choose no more than THREE for each column)	
		A. Which THREE areas below would benefit most from the World Bank Group playing a leading role among international partners in Sudan?	B. Which THREE areas below would benefit most from other donors in Sudan?
1	Social cohesion	<input type="checkbox"/>	<input type="checkbox"/>
2	Public financial management	<input type="checkbox"/>	<input type="checkbox"/>
3	Reducing gender based violence	<input type="checkbox"/>	<input type="checkbox"/>
4	Crisis preparedness	<input type="checkbox"/>	<input type="checkbox"/>
5	Crisis response	<input type="checkbox"/>	<input type="checkbox"/>
6	Access to justice systems	<input type="checkbox"/>	<input type="checkbox"/>
7	Security mechanisms	<input type="checkbox"/>	<input type="checkbox"/>
8	Conflict resolution mechanisms	<input type="checkbox"/>	<input type="checkbox"/>
9	Support domestic resource mobilization	<input type="checkbox"/>	<input type="checkbox"/>
10	Access to basic services	<input type="checkbox"/>	<input type="checkbox"/>
11	Capacity of state institutions	<input type="checkbox"/>	<input type="checkbox"/>
12	Jobs	<input type="checkbox"/>	<input type="checkbox"/>
13	Improving livelihoods	<input type="checkbox"/>	<input type="checkbox"/>
14	Food security	<input type="checkbox"/>	<input type="checkbox"/>
15	Social safety nets	<input type="checkbox"/>	<input type="checkbox"/>
16	Stimulating dialogue to promote peace and stability	<input type="checkbox"/>	<input type="checkbox"/>

F5. To what degree does the World Bank Group support with its resources (financial, technical, knowledge and convening power)?															
		To no degree at all						To a very significant degree						Don't know	Prefer not to answer
		1	2	3	4	5	6	7	8	9	10				
1	Social cohesion	1	2	3	4	5	6	7	8	9	10	<input type="checkbox"/>	<input type="checkbox"/>		
2	Public financial management	1	2	3	4	5	6	7	8	9	10	<input type="checkbox"/>	<input type="checkbox"/>		
3	Reducing gender based violence	1	2	3	4	5	6	7	8	9	10	<input type="checkbox"/>	<input type="checkbox"/>		
4	Crisis preparedness	1	2	3	4	5	6	7	8	9	10	<input type="checkbox"/>	<input type="checkbox"/>		
5	Crisis response	1	2	3	4	5	6	7	8	9	10	<input type="checkbox"/>	<input type="checkbox"/>		
6	Access to justice systems	1	2	3	4	5	6	7	8	9	10	<input type="checkbox"/>	<input type="checkbox"/>		
7	Security mechanisms	1	2	3	4	5	6	7	8	9	10	<input type="checkbox"/>	<input type="checkbox"/>		
8	Conflict resolution mechanisms	1	2	3	4	5	6	7	8	9	10	<input type="checkbox"/>	<input type="checkbox"/>		
9	Support domestic resource mobilization	1	2	3	4	5	6	7	8	9	10	<input type="checkbox"/>	<input type="checkbox"/>		
10	Access to basic services	1	2	3	4	5	6	7	8	9	10	<input type="checkbox"/>	<input type="checkbox"/>		
11	Capacity of state institutions	1	2	3	4	5	6	7	8	9	10	<input type="checkbox"/>	<input type="checkbox"/>		
12	Jobs	1	2	3	4	5	6	7	8	9	10	<input type="checkbox"/>	<input type="checkbox"/>		
13	Improving livelihoods	1	2	3	4	5	6	7	8	9	10	<input type="checkbox"/>	<input type="checkbox"/>		
14	Food security	1	2	3	4	5	6	7	8	9	10	<input type="checkbox"/>	<input type="checkbox"/>		
15	Social safety nets	1	2	3	4	5	6	7	8	9	10	<input type="checkbox"/>	<input type="checkbox"/>		
16	Stimulating dialogue to promote peace and stability	1	2	3	4	5	6	7	8	9	10	<input type="checkbox"/>	<input type="checkbox"/>		

SECTION G: COMMUNICATION AND INFORMATION SHARING

G1. How frequently do you interact with the World Bank Group now in Sudan?	
1	Never
2	Less than once a year
3	Once a year to a few times a year
4	Less than once a month
5	At least once a month
6	At least once a week

G2. How much face-to-face access would you like to have with the World Bank Group in Sudan (i.e., discussions, meetings, conferences, workshops, training, etc.)? (Select only ONE response)	
1	I prefer more frequent interactions with the World Bank Group
2	I prefer the frequency of my interactions with the World Bank Group to be just about the same as they are currently
3	I prefer less frequent interactions with the World Bank Group
4	I prefer to have no face to face interactions with the World Bank Group
5	Prefer not to answer

G3. How do you get most of your information about economic and social development issues in Sudan? (Choose no more than TWO)			
1	Local radio	6	Internet
2	International radio	7	Periodicals
3	Social media (e.g., blogs, Facebook, Twitter, YouTube, Flickr)	8	International television
4	International newspapers	9	Local newspapers
5	Local television	10	Other (please specify): _____

G4. How would you prefer to receive information from the World Bank Group? (Choose no more than TWO)			
1	World Bank Group's publications and other written materials	5	Direct contact with World Bank Group (i.e., face to face meetings/discussions)
2	e-Newsletters	6	World Bank Group's website
3	World Bank Group's seminars/workshops/conferences	7	Social media (e.g., blogs, Facebook, Twitter, YouTube, Flickr)
4	Mobile phones	8	Other (please specify): _____

G5	Are you aware of the World Bank Group's Access to Information Policies under which the World Bank Group discloses any information in its possession that is not on a list of exceptions?	Yes	No
G6	Do you have reliable access to the Internet?	Yes	No
G7	Do you use/have you used the World Bank Group website?	Yes	No
G8	Do you currently consult the World Bank Group social media sites (e.g., blogs, Facebook, Twitter, YouTube, and Flickr)?	Yes	No

SECTION G: COMMUNICATION AND INFORMATION SHARING

G9. Which Internet connection do you use primarily when visiting a World Bank Group website?	
1	High speed/WiFi
2	Dial-up

G10. How frequently do you consult the World Bank Group's website and/or social media channels (e.g., blogs, Facebook, Twitter, YouTube, Flickr) for information/knowledge that you can use in your work?	
1	Weekly
2	Monthly
3	A few times a year
4	Rarely
5	Never

Please rate how much you agree with the following statements.												
		Strongly disagree								Strongly agree		Don't know
G11	I find the World Bank Group's websites easy to navigate. <i>(Only answer if you have used a World Bank Group website)</i>	1	2	3	4	5	6	7	8	9	10	<input type="checkbox"/>
G12	I find the information on the World Bank Group's websites useful. <i>(Only answer if you have used a World Bank Group website)</i>	1	2	3	4	5	6	7	8	9	10	<input type="checkbox"/>
G13	The World Bank Group's social media channels (e.g., blogs, Facebook, Twitter, YouTube, Flickr) are valuable sources of information about the institution	1	2	3	4	5	6	7	8	9	10	<input type="checkbox"/>

SECTION H: BACKGROUND INFORMATION

H1. Which of the following best describes your current position? (Select only ONE response)			
1	Office of the President, Prime Minister	11	NGO/Community Based Organization
2	Office of Minister	12	Media (press, radio, TV, web, etc.)
3	Office of Parliamentarian	13	Independent Government Institution (i.e., Regulatory Agency, Central Bank/oversight institution)
4	Employee of a Ministry, Ministerial Department or Implementation Agency	14	Trade Union
5	Project Management Unit (PMU) overseeing implementation of project/ Consultant/Contractor working on World Bank Group supported project/program	15	Faith-Based Group
6	Local Government Office or Staff	16	Youth Group
7	Bilateral/Multilateral Agency	17	Academia/Research Institute/Think Tank
8	Private Sector Organization	18	Judiciary Branch
9	Private Foundation	19	Other (please specify): _____
10	Financial Sector/Private Bank		

H2. Please identify the primary specialization of your work. (Select only ONE response)			
1	Water	12	Gender
2	Social protection and labor	13	Transport and ICT
3	Fragility, conflict and violence	14	Urban, rural, and social development
4	Environment and natural resources	15	Governance
5	Public-private partnerships	16	Poverty
6	Education	17	Jobs
7	Health, nutrition, and population	18	Agriculture
8	Energy and extractives	19	Climate change
9	Macroeconomics and fiscal management	20	Generalist (specialized in multiple sectors)
10	Trade and competitiveness	21	Other (please specify): _____
11	Finance and markets		

H3. Currently, do you professionally collaborate/work with the World Bank Group in your country?	
1	Yes
2	No

H4. Which of the following describes most of your exposure to the World Bank Group in Sudan? (Choose no more than TWO)	
1	Observer (i.e., follow in media, discuss in informal conversations, etc.)
2	Use World Bank Group reports/data
3	Engage in World Bank Group related/sponsored events/activities
4	Collaborate as part of my professional duties
5	Use World Bank Group website for information, data, research, etc.

**SECTION H: BACKGROUND INFORMATION**

H5. What's your gender?	
1	Female
2	Male

H6. What's your age?	
1	25 and under
2	26-35
3	36-45
4	46-55
5	56 and above

H7. Which best represents your geographic location?	
1	Central Sudan (Khartoum, Gezira, Sennar, Blue Nile, and White Nile States)
2	Northern Sudan (Nile and Northern States)
3	Eastern Sudan (Gedarif, Kassala, and Red Sea States)
4	Western Sudan (North Kordofan, West Kordofan, and South Kordofan States and North Darfur, South Darfur, West Darfur, Central Darfur and East Darfur States)

Thank you for completing the survey!