

FY 2019 Brazil Country Opinion Survey Report

THE WORLD BANK GROUP

Public Opinion Research Group



WORLD BANK GROUP

July 2019



Acknowledgements

The Brazil Country Opinion Survey is part of the Country Opinion Survey Program series of the World Bank Group. This report was prepared by the Public Opinion Research Group (PORG), led by Sharon Felzer (Senior Communications Officer, Head of PORG). Svetlana Markova, Antonina Redko, Jessica Cameron, and Yulia Danilina oversaw design, reporting, and analysis. Dania Mendoza, Noreen Wambui, and Irina Popova provided data support. PORG acknowledges the significant contribution from Brazil country team and the independent fielding agency DataPoder360 Pesquisas, Jornalismo e Comunicação LTDA. In particular, PORG is grateful for the support from Maria Elisa Dias Diniz Costa (Senior Communications Officer) who coordinated the survey related activities from Brasilia, Brazil.



Country **Opinion** Surveys
THE WORLD BANK GROUP



Table of Contents

I. Objectives	3
II. Methodology.....	3
III. Demographics of the Sample.....	4
IV. General Issues Facing Brazil.....	9
V. Overall Attitudes toward the World Bank Group.....	16
VI. Sectoral Effectiveness.....	23
VII. How the World Bank Group Operates	27
VIII. World Bank Group's Knowledge and Instruments	33
IX. The Future Role of the World Bank Group in Brazil	37
X. Communication and Outreach	41
XI. Appendices.....	46

BRAZIL





I. Objectives

This survey was designed to assist the World Bank Group (WBG) in gaining a better understanding of how stakeholders in Brazil perceive the WBG. The survey explored:

- *General Issues Facing Brazil*
- *Overall Attitudes toward the World Bank Group*
- *World Bank Group's Effectiveness and Results*
- *The World Bank Group's Knowledge Work and Activities*
- *Working with the World Bank Group*
- *The Future Role of the World Bank Group in Brazil*
- *Communication and Information Sharing*
- *Background Information*

II. Methodology

From April to May 2019, 933 stakeholders of the WBG in Brazil were invited to provide their opinions on the WBG's work in the country by participating in a Country Opinion Survey. Participants were drawn from the Office of the President, Prime Minister; office of a Minister; office of a Parliamentarian; ministries/ministerial departments/implementation agencies; Project Management Units (PMUs) overseeing implementation of WBG projects; consultants/contractors working on WBG-supported projects/programs; local governments; bilateral and multilateral agencies; private sector organizations; the financial sector/private banks; private foundations; NGOs and community-based organizations; the media; independent government institutions; trade unions; faith-based groups; youth groups; academia/research institutes/think tanks; judiciary branch; and other organizations.

A total of 300 stakeholders participated in the survey (32% response rate). Respondents received the questionnaires via courier or the online survey platform Qualtrics.

Every country that engages in the Country Opinion Survey (COS) must include specific indicator questions that will be aggregated for the World Bank Group's annual Corporate Scorecard. These questions are identified throughout the survey report.

The results in this year's Country Survey were compared to those in the Country Survey conducted in FY'16 (response rate was 44%, N=248). Data were weighted to reach the same stakeholder composition in two years, which allows for year comparisons. Stakeholder groups which were not present in both fiscal years were not included in the comparison. Respondents who belonged to the "other" stakeholder category were not included either. As a result, mean ratings, percentages of respondents, and the total number of respondents in both years are slightly different from those of the original data reported in the FY'16 COS report and the non-weighted data presented in appendices A, B, C, D and F. For the weighted stakeholder breakdown and year comparison results, please refer to Appendix E (page 86).

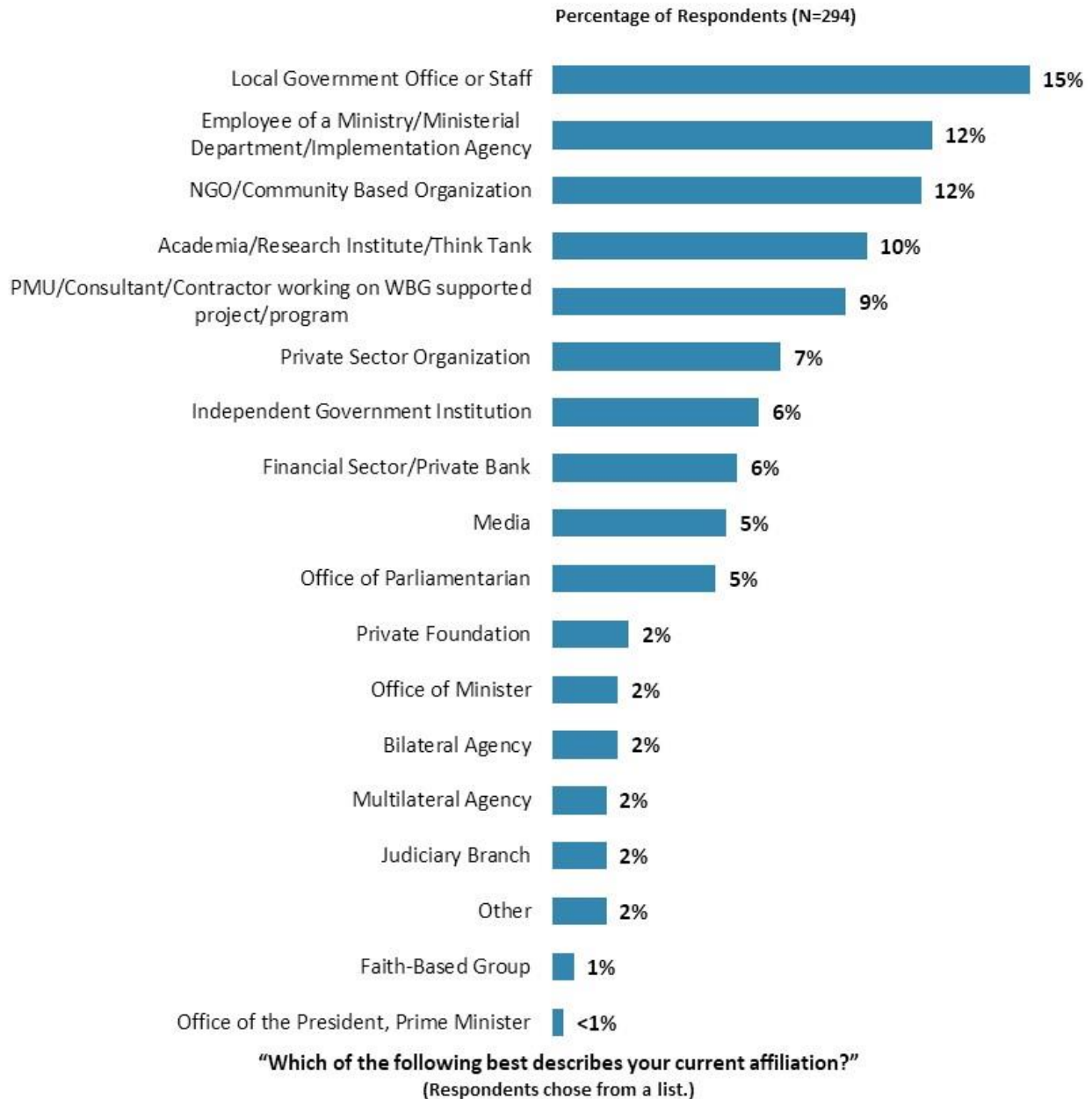
Note that the body of the report presents data on selected questions of the survey questionnaire. Please refer to Appendix A for data on all survey questions. Appendices B, C, D, E, and F present data on selected questions. Additional data breakdowns are available upon request.



III. Demographics of the Sample

Current Position

- For further analyses, some respondent groups were combined¹.

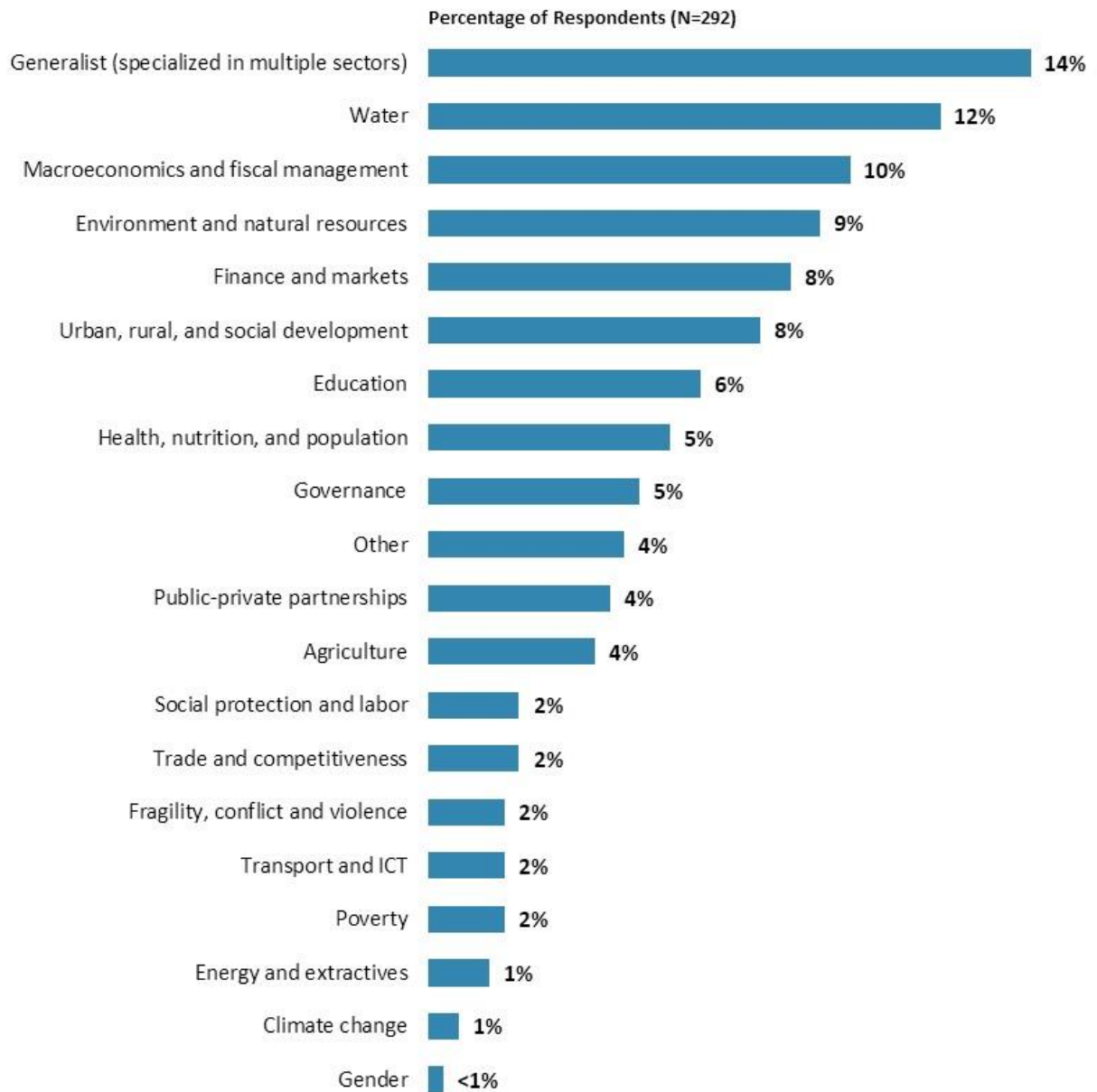


¹ Employees of ministries/ministerial departments/implementation agencies were combined with respondents from PMUs and consultants working on WBG projects; respondents from bilateral agencies were combined with those from multilateral agencies; respondents from the financial sector/private banks were combined with those from private sector organizations; respondents from private foundations, NGOs/community-based organizations, and faith-based groups were combined in the “CSO” category; and the small number of respondents from the office of the President/Prime Minister, offices of ministers, and the judiciary branch were included in the “Other” category. There were no respondents from trade unions and youth groups.



III. Demographics of the Sample (continued)

Area of Primary Specialization



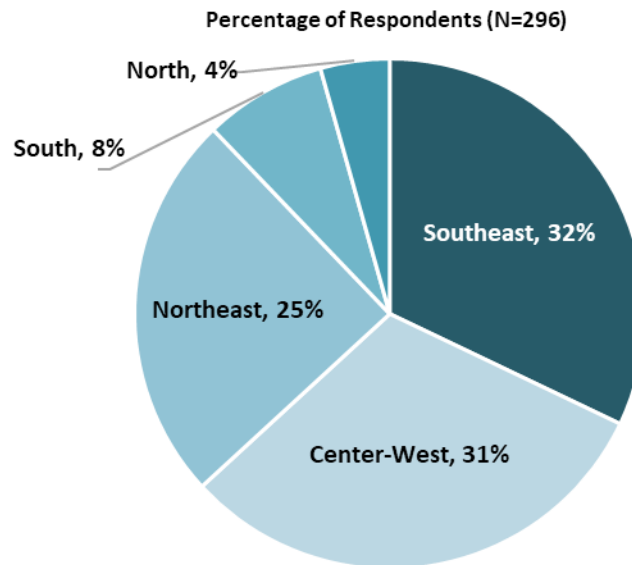
"Please identify the primary specialization of your work."
(Respondents chose from a list.)



III. Demographics of the Sample (continued)

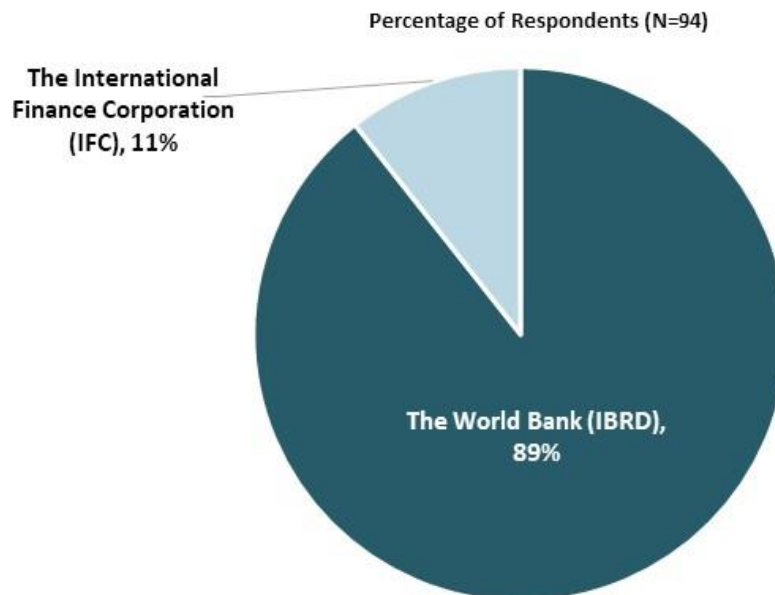
Geographic Locations

- Geographic location comparisons can be found in Appendix C (page 76).



"Which best represents your geographic location?" (Respondents chose from a list.)

Exposure to Agencies within the World Bank Group



"Which of the following agencies of the World Bank Group do you primarily collaborate/work with in Brazil?" (Respondents chose from a list.)

Note: No respondents selected "The Multilateral Investment Guarantee Agency (MIGA)" response option.



III. Demographics of the Sample (continued)

Familiarity with the World Bank Group

- **Impact of familiarity:** Respondents' ratings of familiarity with the WBG were significantly correlated with their ratings for the WBG's overall effectiveness in Brazil.



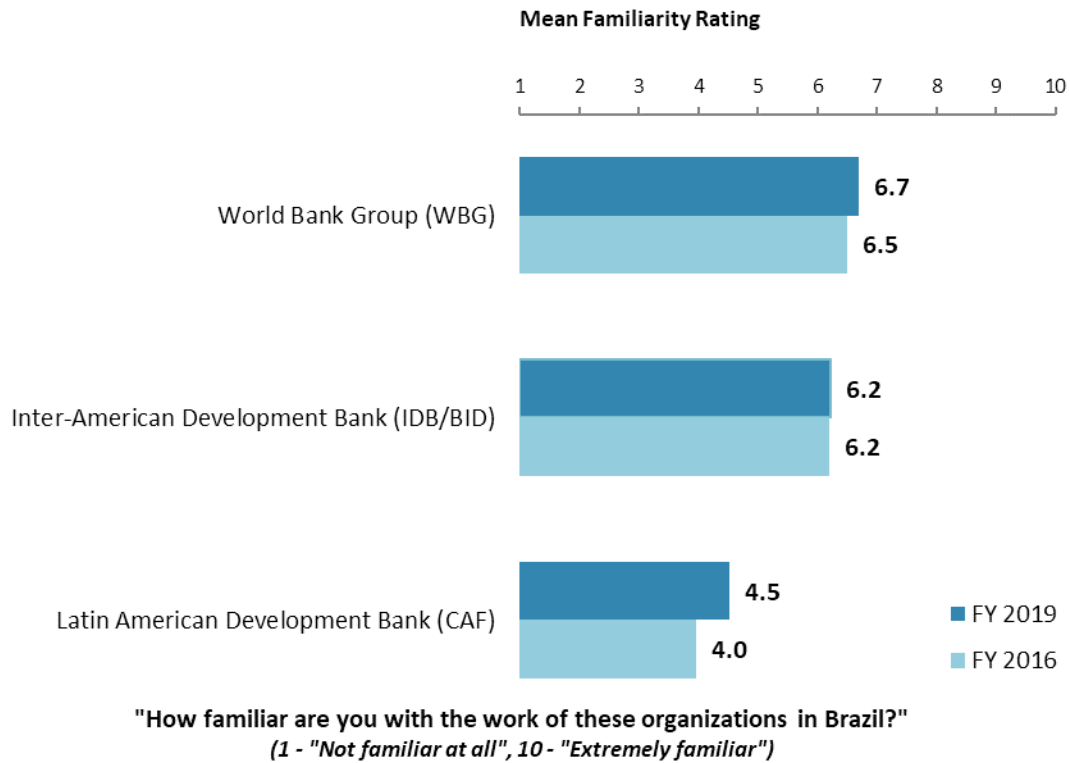
"How familiar are you with the work of the World Bank Group in Brazil?"
(1-"Not familiar at all", 10-"Extremely familiar")



III. Demographics of the Sample (continued)

Familiarity with the WBG vs. Other Development Banks²

- **Year comparison:** Respondents in this year's Country Survey had significantly higher level of familiarity with the Latin American Development Bank (CAF) than respondents in the FY'16 Country Survey. Respondents' levels of familiarity with the World Bank Group (WBG) and Inter-American Development Bank (IDB/BID) were statistically similar in FY'16 and FY'19.

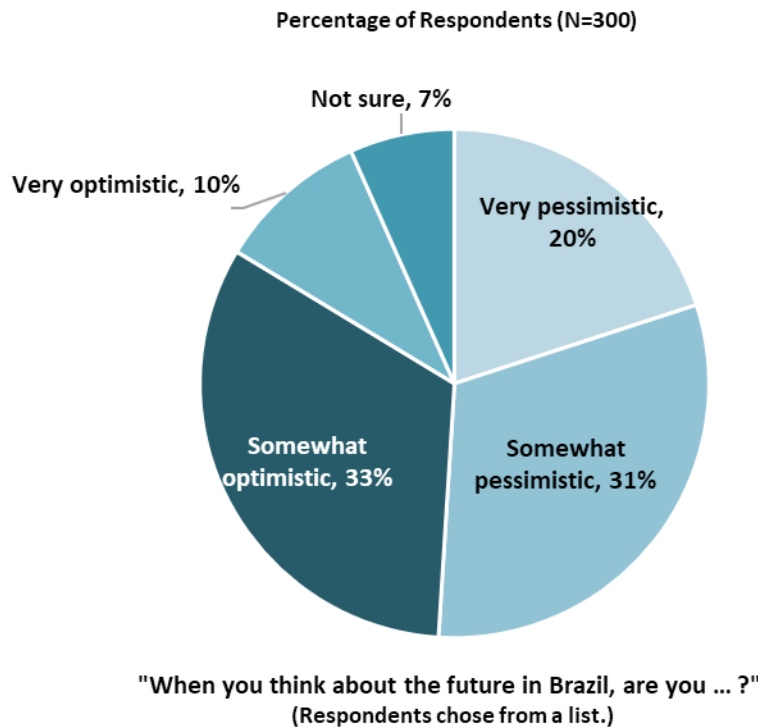


² Means presented in the chart were calculated based on weighted data. See Appendix E (page 86) for details.

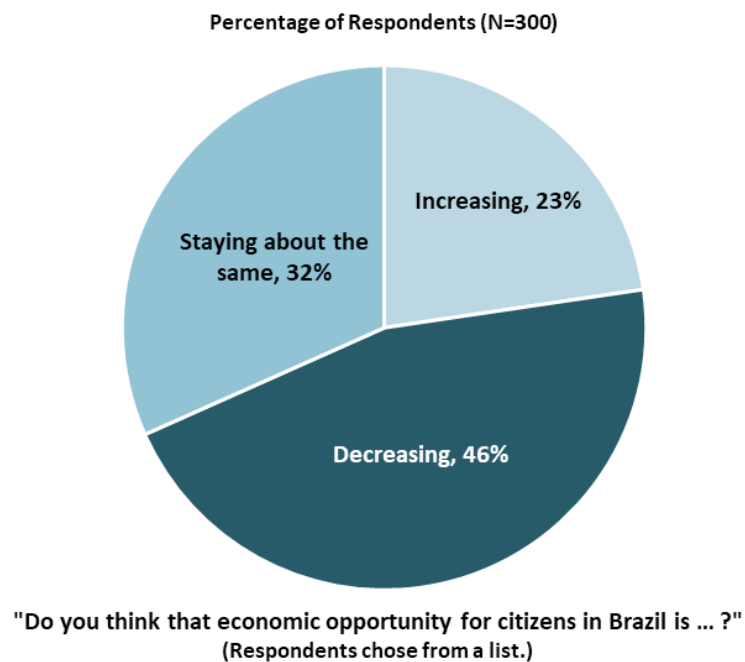


IV. General Issues Facing Brazil

Optimism for the Future of Brazil



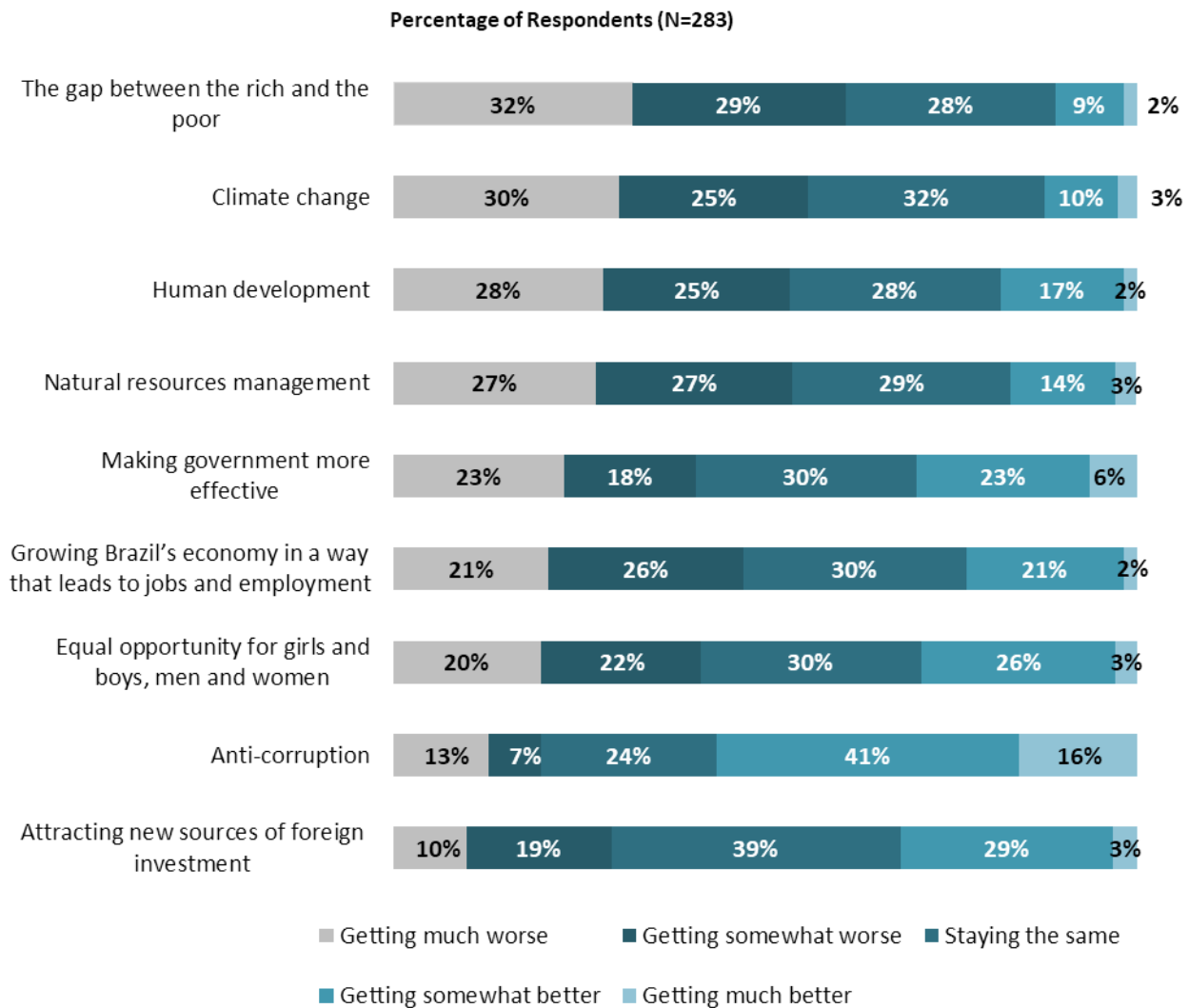
Perceptions of Economic Opportunity





IV. General Issues Facing Brazil (continued)

Perceptions of Improvement and Decline in Specific Areas



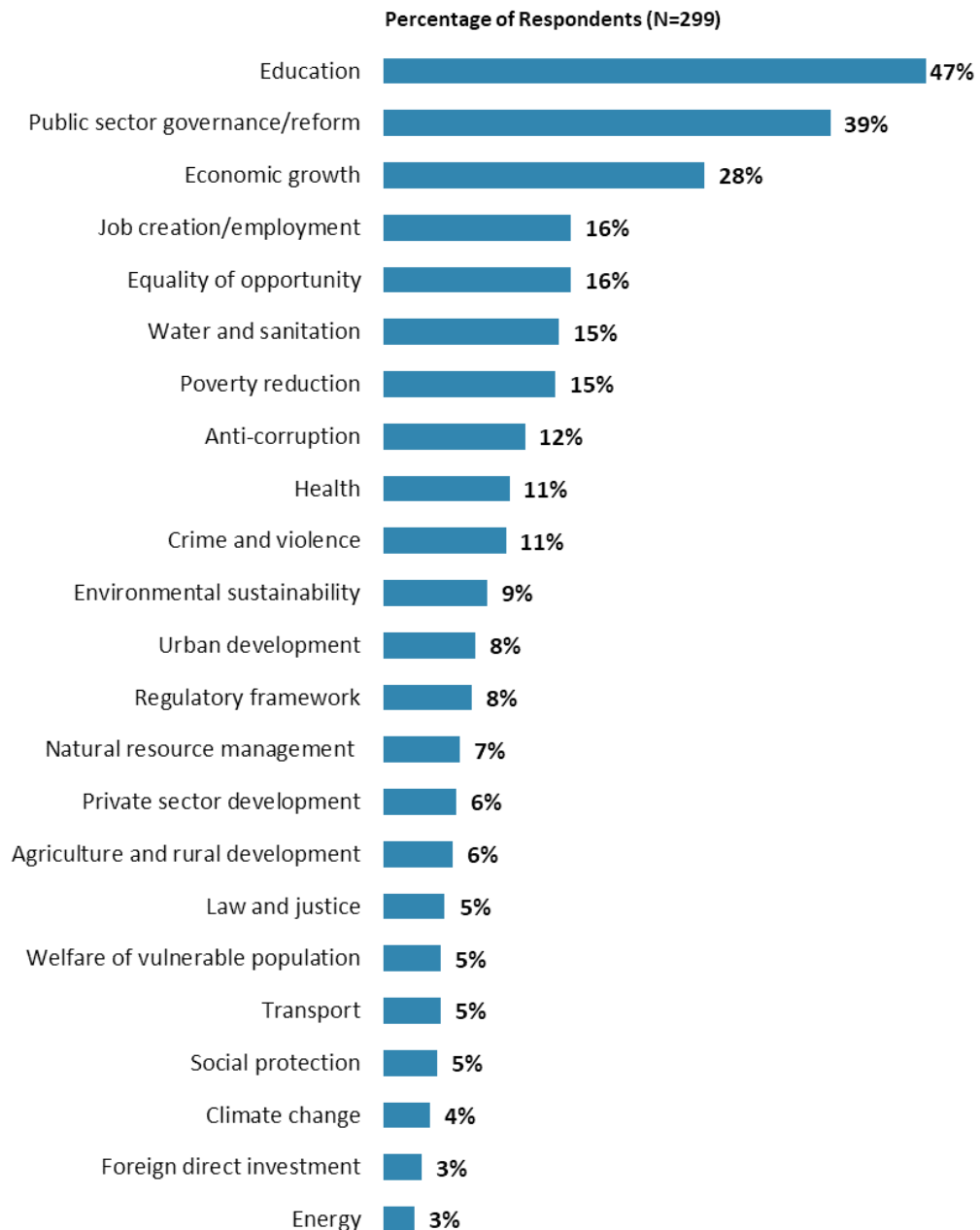
"Please describe the direction Brazil is moving in, when considering ... ?
(Respondents chose from a list.)



IV. General Issues Facing Brazil (continued)

Development Priority

- **Year comparison:** Respondents in the previous FY'16 Country Survey indicated that the most important development priorities in Brazil were “*public sector governance/reform*” (56%) and “*education*” (40%).



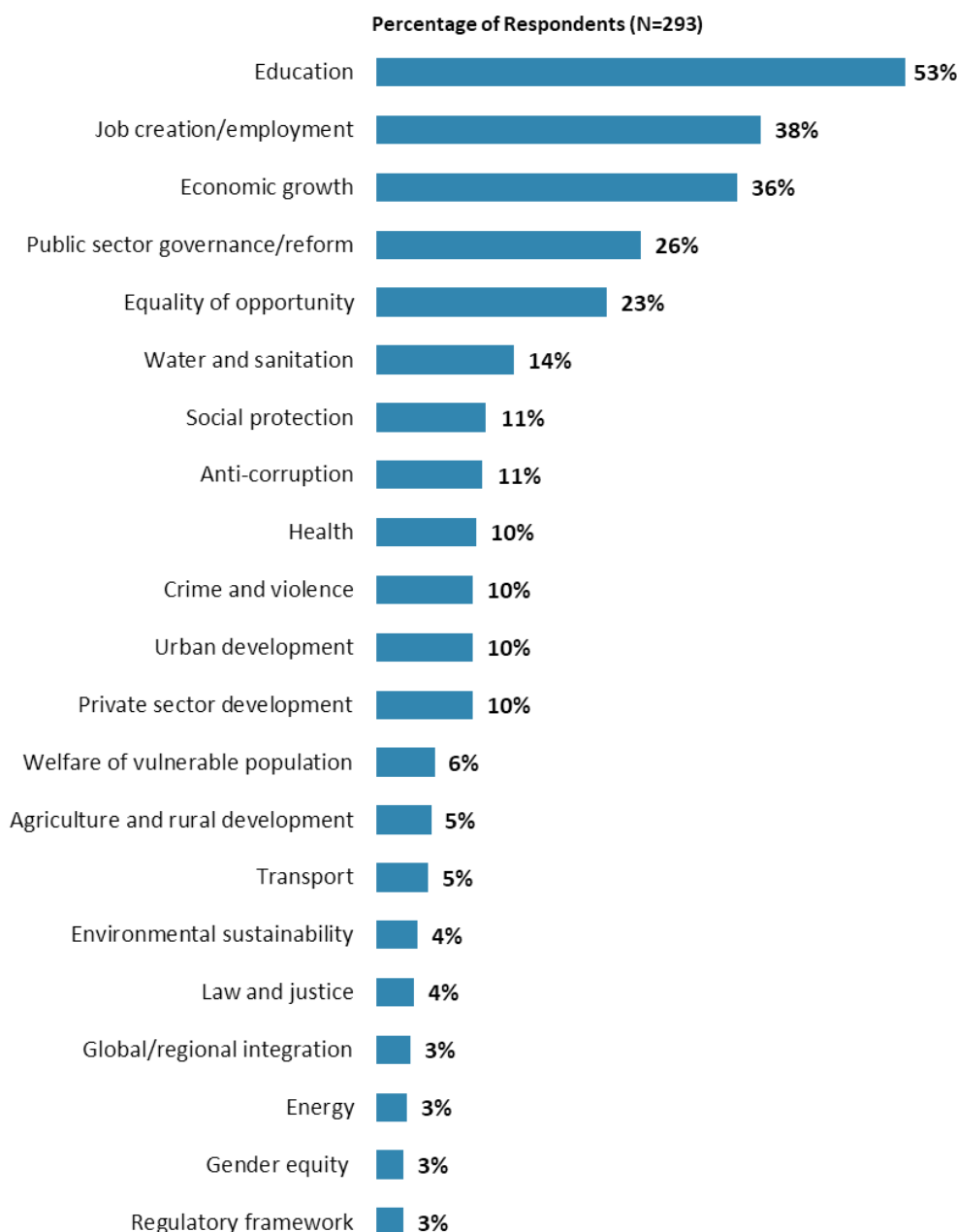
"Listed below are a number of development priorities in Brazil. Please identify which of the following you consider the most important development priorities in Brazil. (Choose no more than THREE)"
(Respondents chose from a list. Responses combined. Top 23 out of 30 response options shown.)



IV. General Issues Facing Brazil (continued)

What Would Contribute Most to Reducing Poverty

- **Year comparison:** Respondents in the previous FY'16 Country Survey indicated that the biggest contributors to poverty reduction in Brazil were “*education*” (65%), “*equality of opportunity*” (34%), “*economic growth*” (31%), and “*job creation/employment*” (30%).

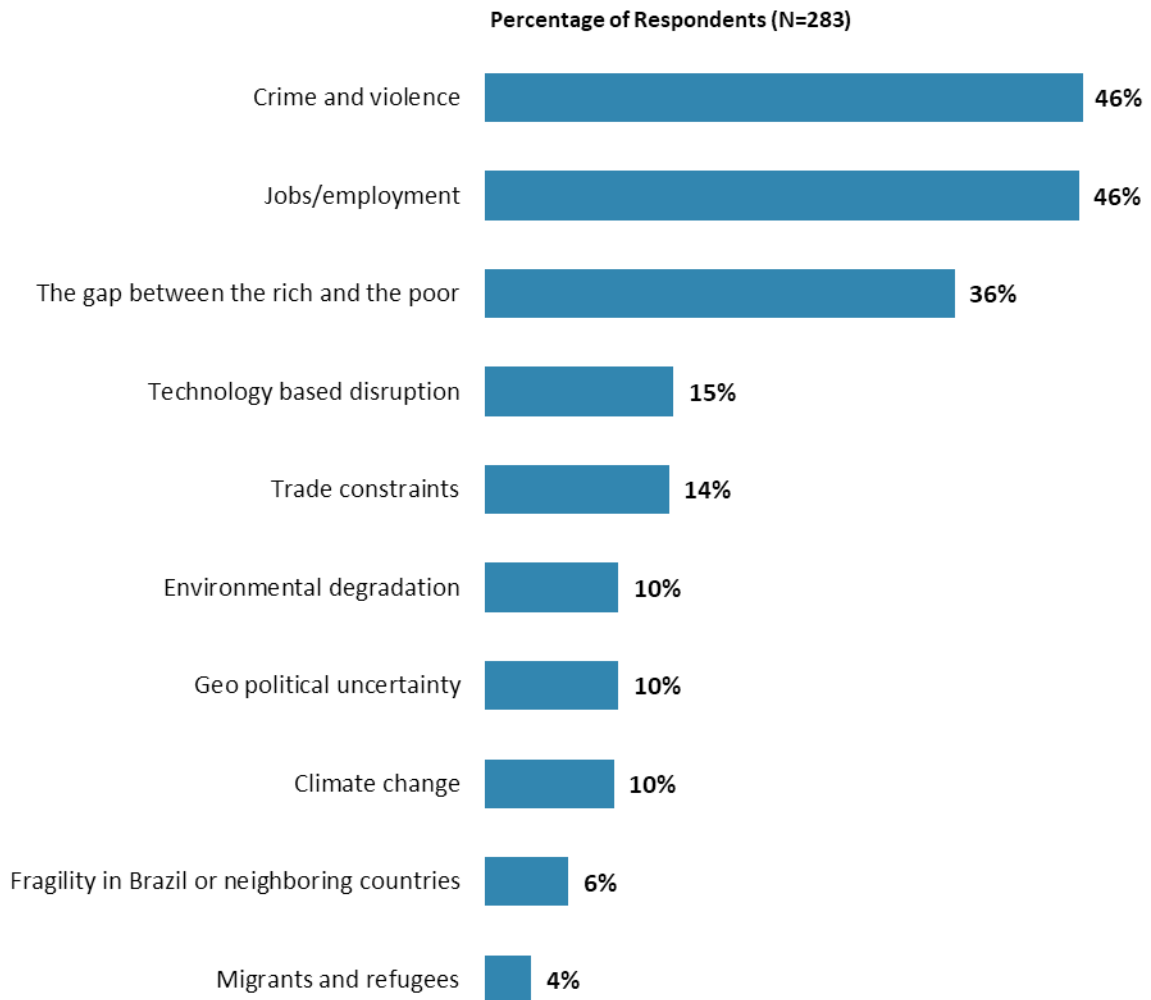


"Poverty reduction is a broad term that encompasses work in many different areas. Which THREE areas of development listed below do you believe would contribute most to reducing poverty in Brazil? (Choose no more than THREE)" (Respondents chose from a list. Responses combined. Top 21 out of 29 response options shown.)



IV. General Issues Facing Brazil (continued)

The Impact of Global Challenges on Brazil

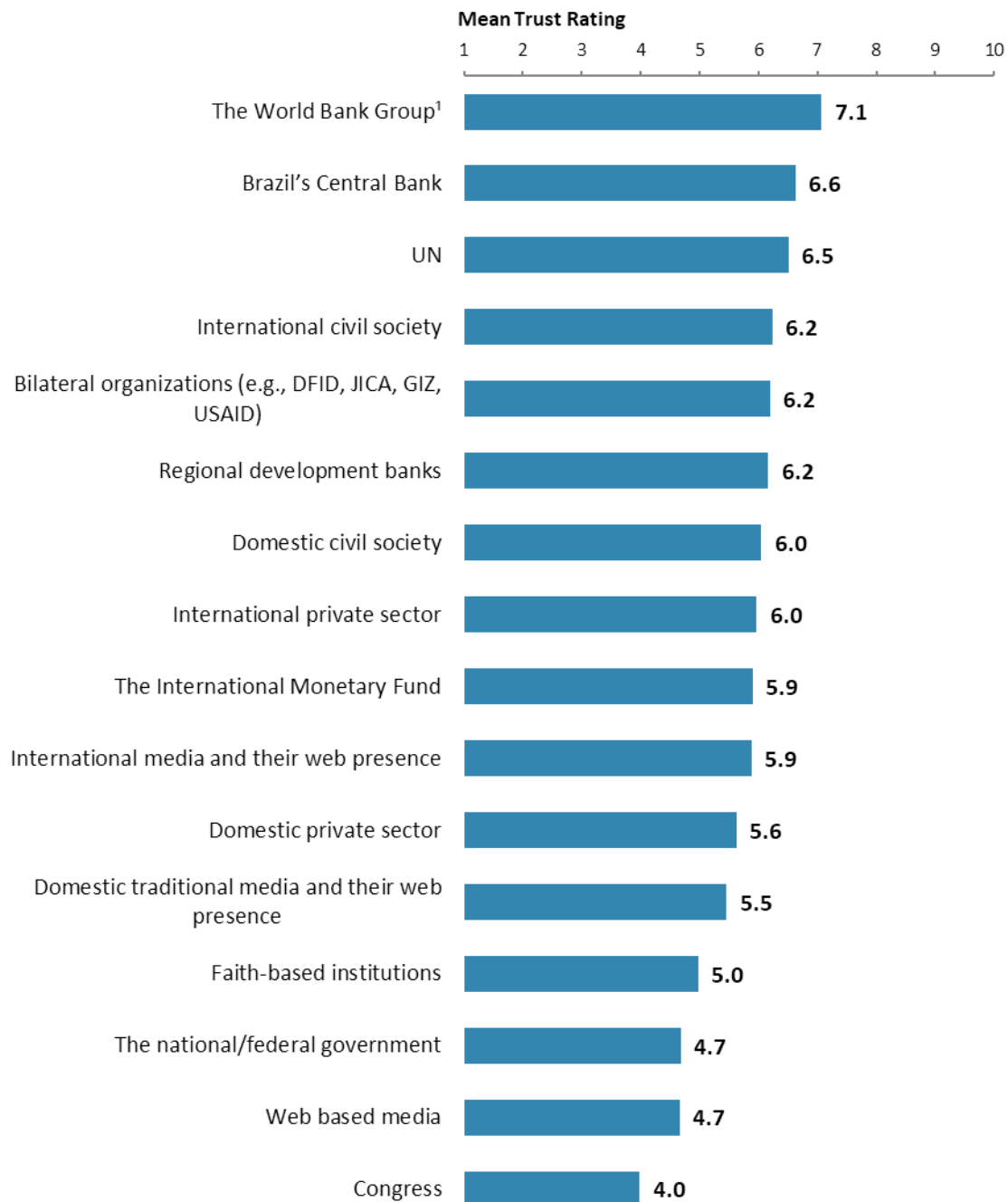


"Listed below are global challenges. Which do you think have the most serious impact on Brazil?
(Choose no more than TWO)" (Respondents chose from a list. Responses combined.)



IV. General Issues Facing Brazil (continued)

Trust in Institutions

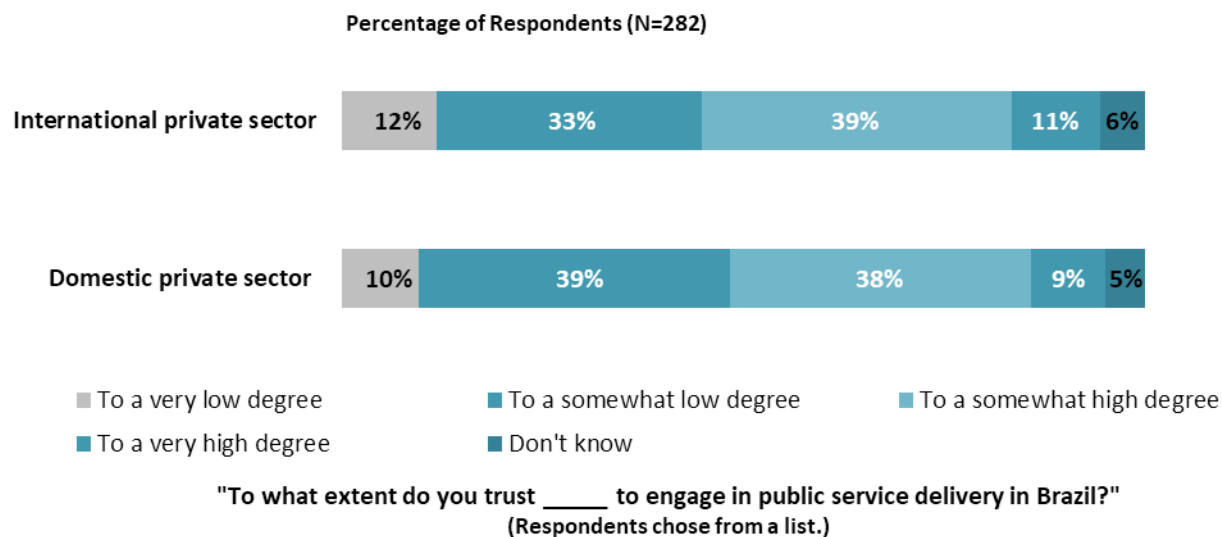


"To what extent do you trust each of the following groups to do what is right? "
(1-"To no degree at all ", 10-"To a very significant degree")
Indicator Question

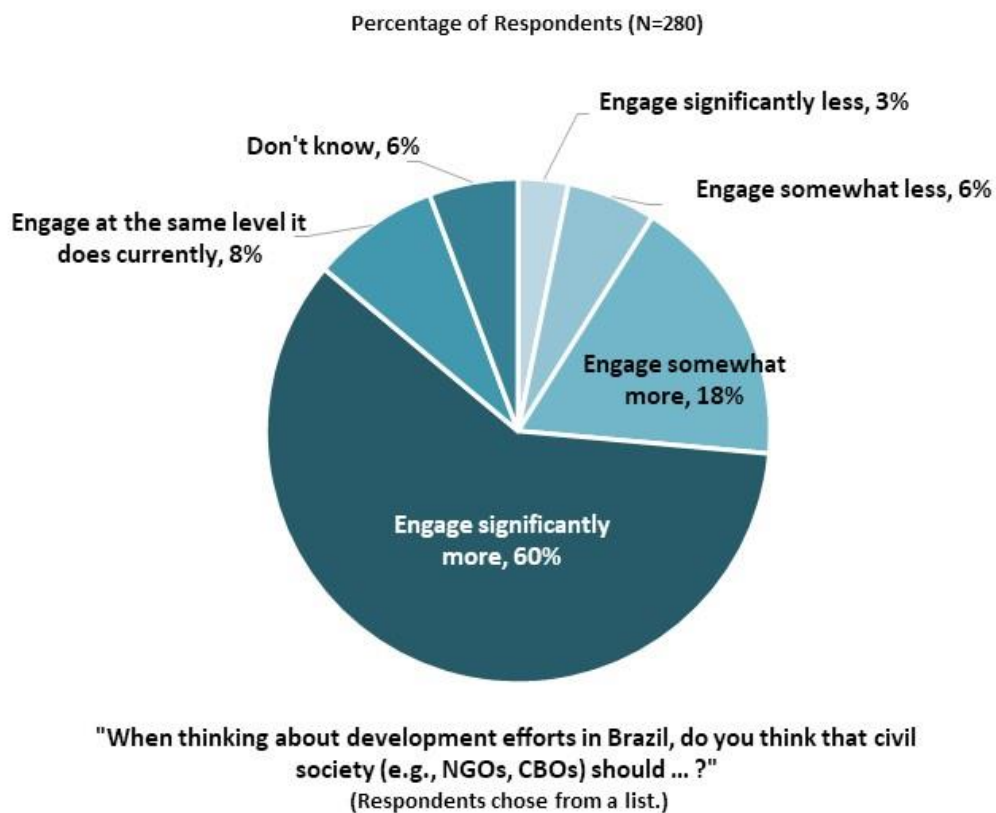


IV. General Issues Facing Brazil (continued)

Trust in the Private Sector



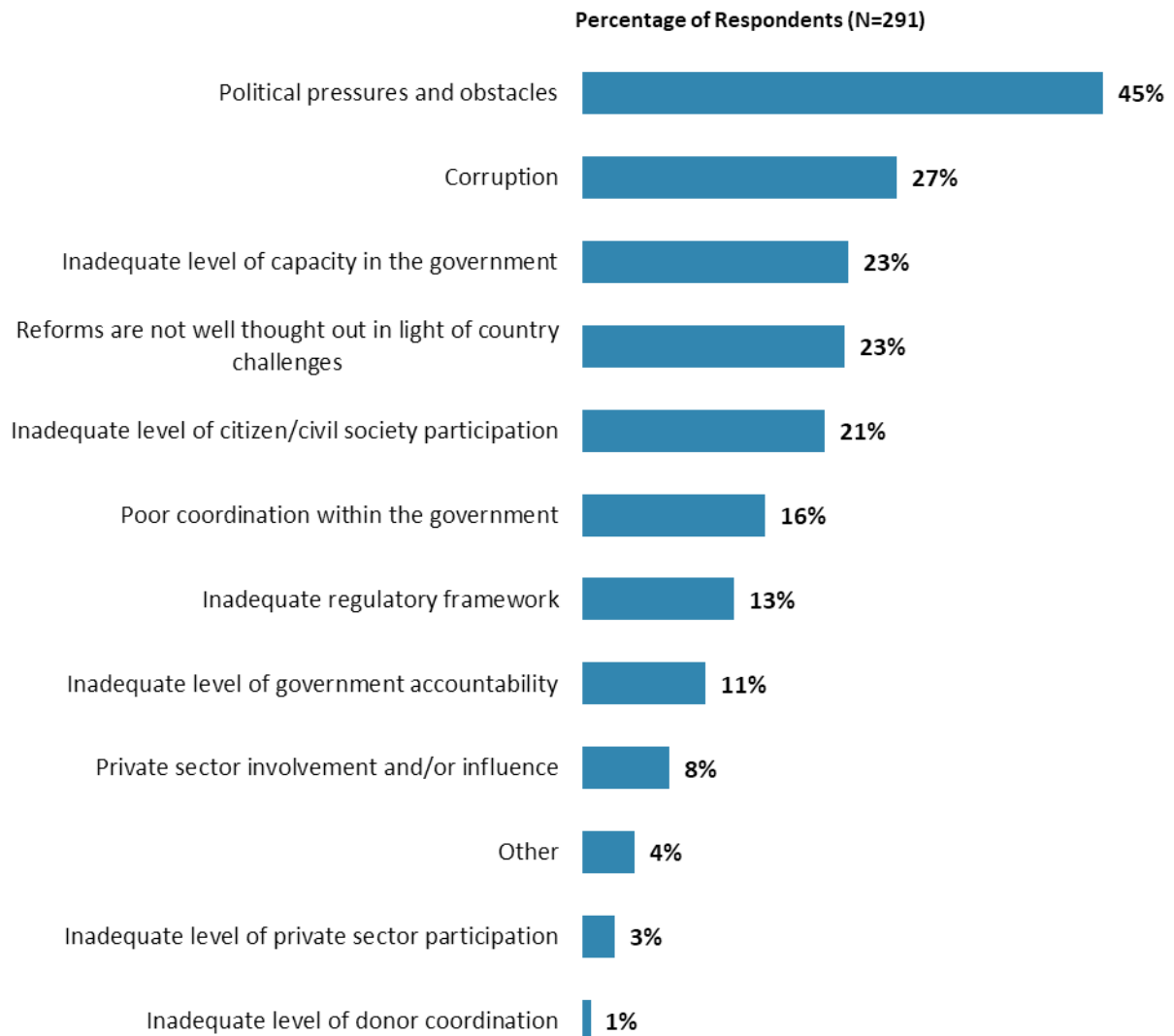
Civil Society Engagement





V. Overall Attitudes toward the World Bank Group

Attributions for Slow/Failed Reform Efforts



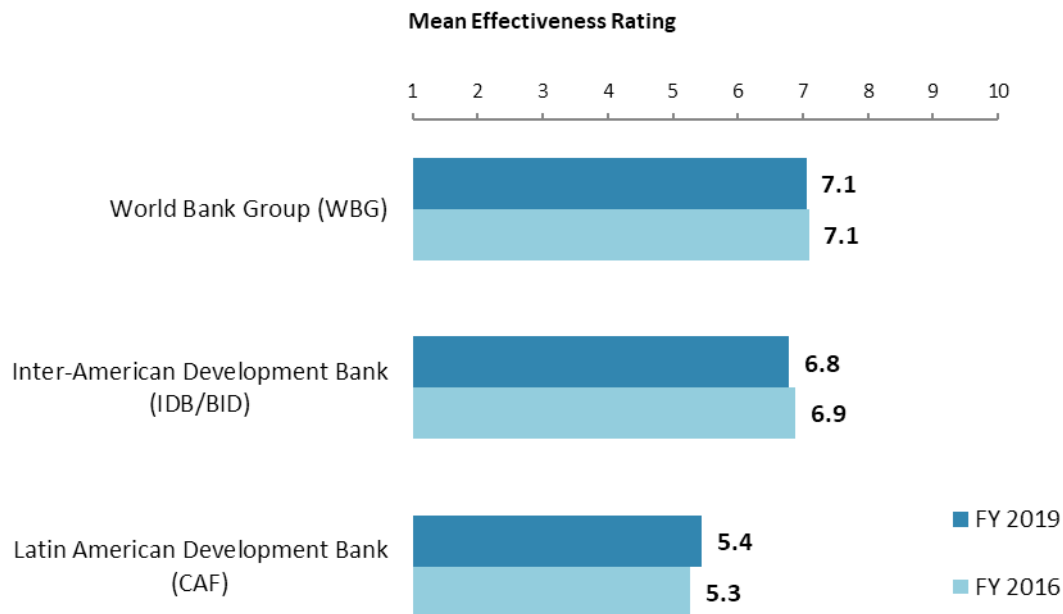
"When economic and/or social reform efforts fail or are slow to take place in Brazil, which of the following would you attribute this to? (Choose no more than TWO)" (Respondents chose from a list. Responses combined.)



V. Overall Attitudes toward the World Bank Group

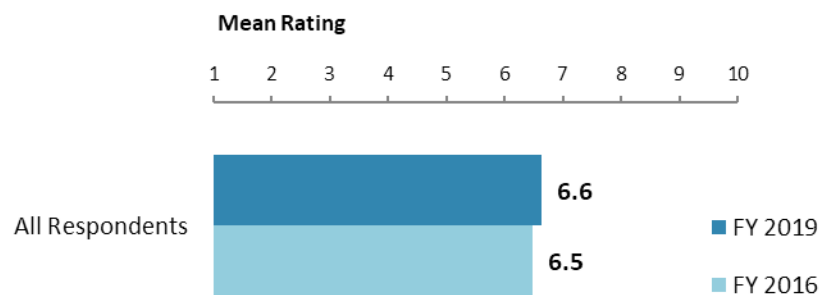
Overall Effectiveness of the World Bank Group vs. Other Development Banks³

(Indicator Question)



"Overall, please rate your impression of the effectiveness of these organizations in Brazil."
(1-"Not effective at all", 10-"Very effective")

Achieving Development Results (Indicator Question)



"To what extent does the World Bank Group's work help to achieve development results in Brazil?" (1-"To no degree at all", 10-"To a very significant degree")

³ Means presented in the charts on this page were calculated based on weighted data.



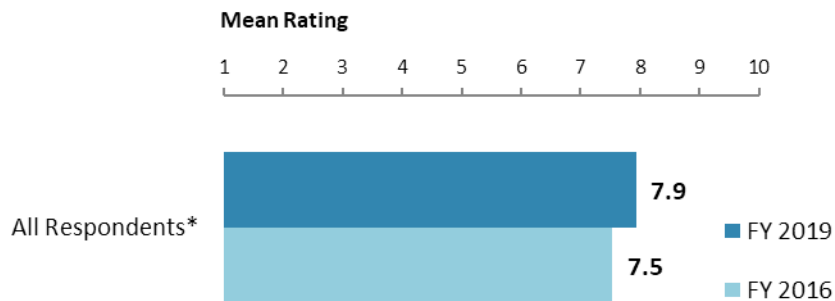
V. Overall Attitudes toward the World Bank Group (continued)

Influence on Brazil's Development Agenda (*Indicator Question*)



"To what extent does the World Bank Group influence the development agenda in Brazil?"
(1-"To no degree at all", 10-"To a very significant degree")

WBG Staff Preparedness⁴



"To what extent do you believe the World Bank Group's staff is well prepared (e.g., skills and knowledge) to help Brazil solve its most complicated development challenges?"
(1-"To no degree at all", 10-"To a very significant degree")
(*Significantly different between FY 2019 and FY 2016)

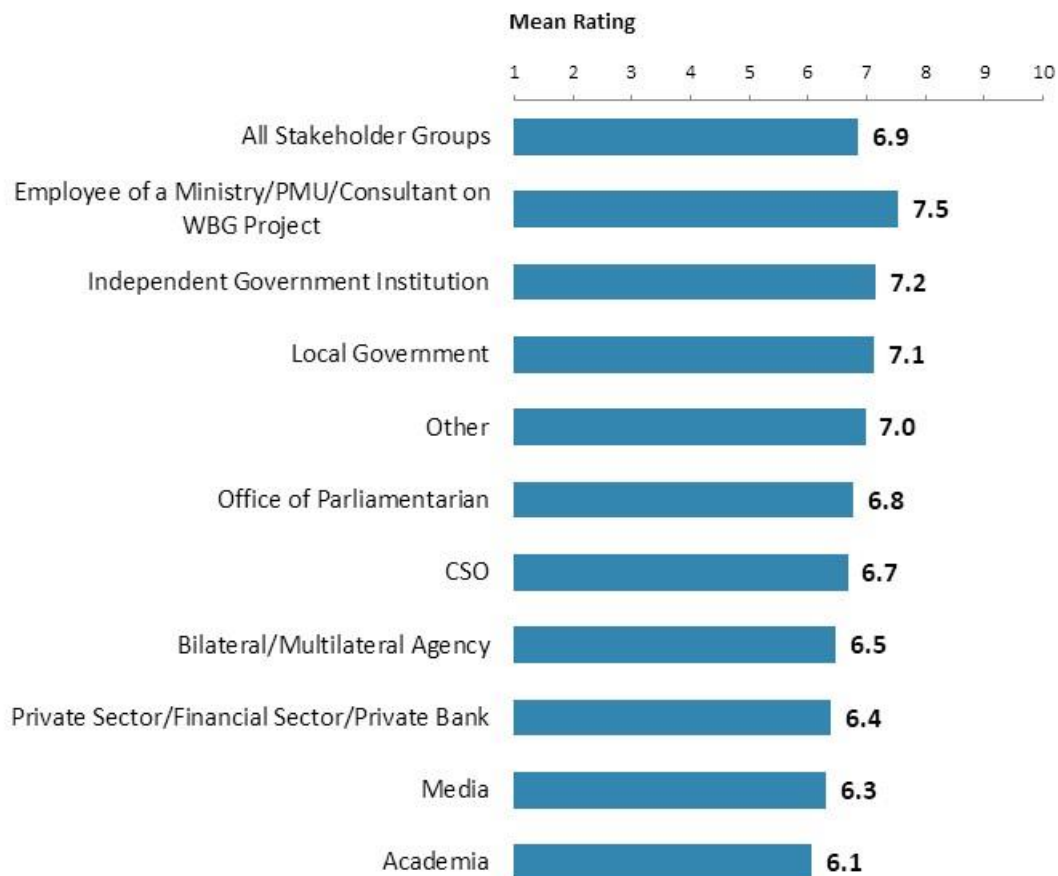
⁴ Means presented in the chart were calculated based on weighted data.



V. Overall Attitudes toward the World Bank Group (continued)

Overall Ratings for Indicator Questions by Stakeholder Groups

- **Stakeholder groups:** Employees of ministries, PMUs, consultants on WBG supported projects had the highest mean ratings for the aggregated responses to the twenty-eight COS indicator questions, whereas respondents from academia had significantly lower mean ratings. Responses for individual indicator questions by stakeholder groups can be found in Appendix B (page 63).
- **Collaboration:** Respondents who collaborate with the WBG had significantly higher mean ratings for the aggregated responses to the twenty-eight COS indicator questions (mean rating = 7.5) compared to respondents who do not collaborate with the WBG (mean rating = 6.6). Responses for individual indicator questions by exposure to the WBG can be found in Appendix F (page 91).



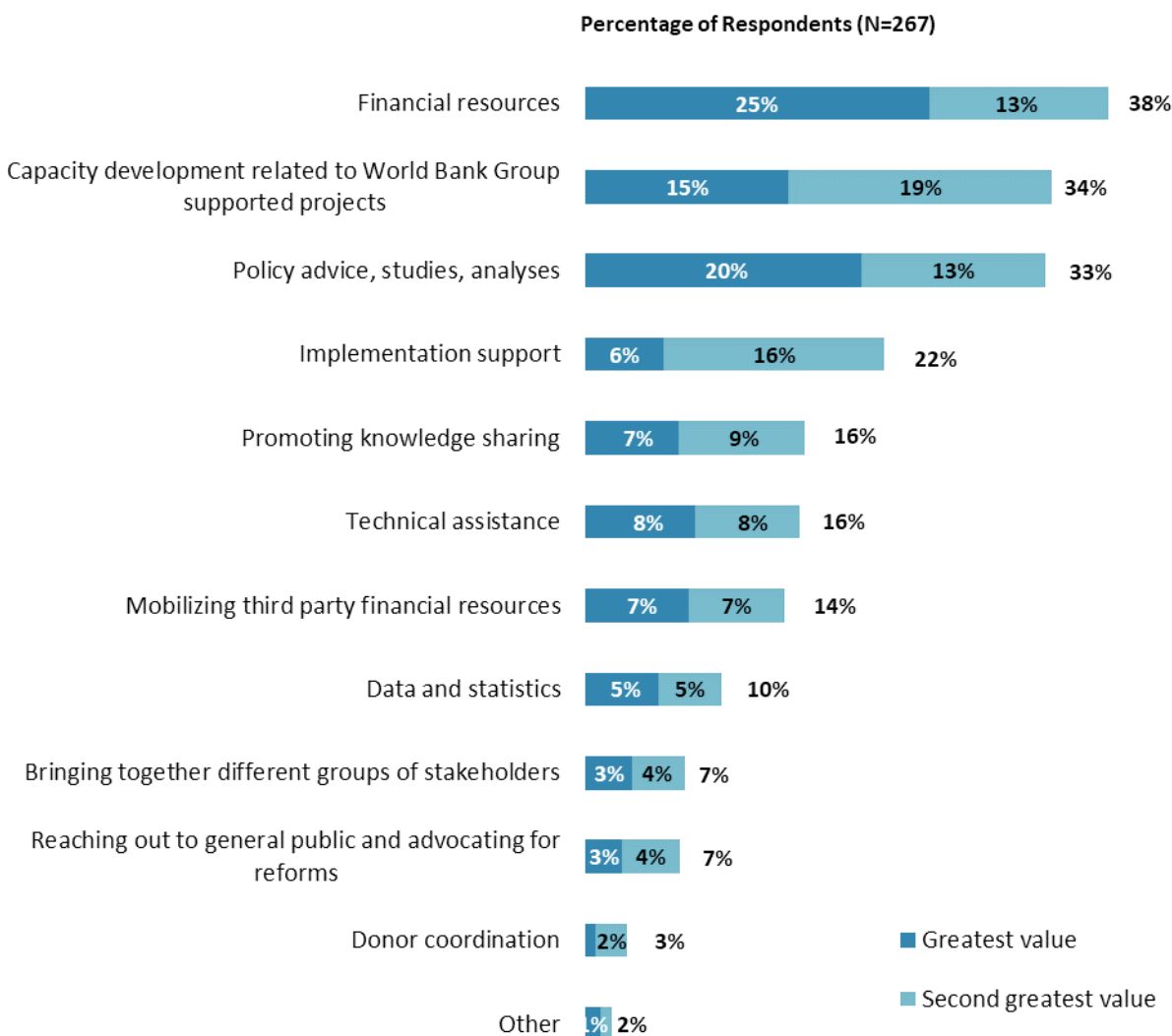
Mean Ratings for All Indicator Questions by Stakeholder Groups on a Scale from 1 to 10



V. Overall Attitudes toward the World Bank Group (continued)

Greatest Value

- **Year comparison:** Respondents in the previous FY'16 Country Survey indicated that the WBG's greatest values to Brazil were its "*financial resources*" (48%), "*capacity development*" (39%), and "*help to bring discipline/effective supervision to implementation of investment projects*" (35%).



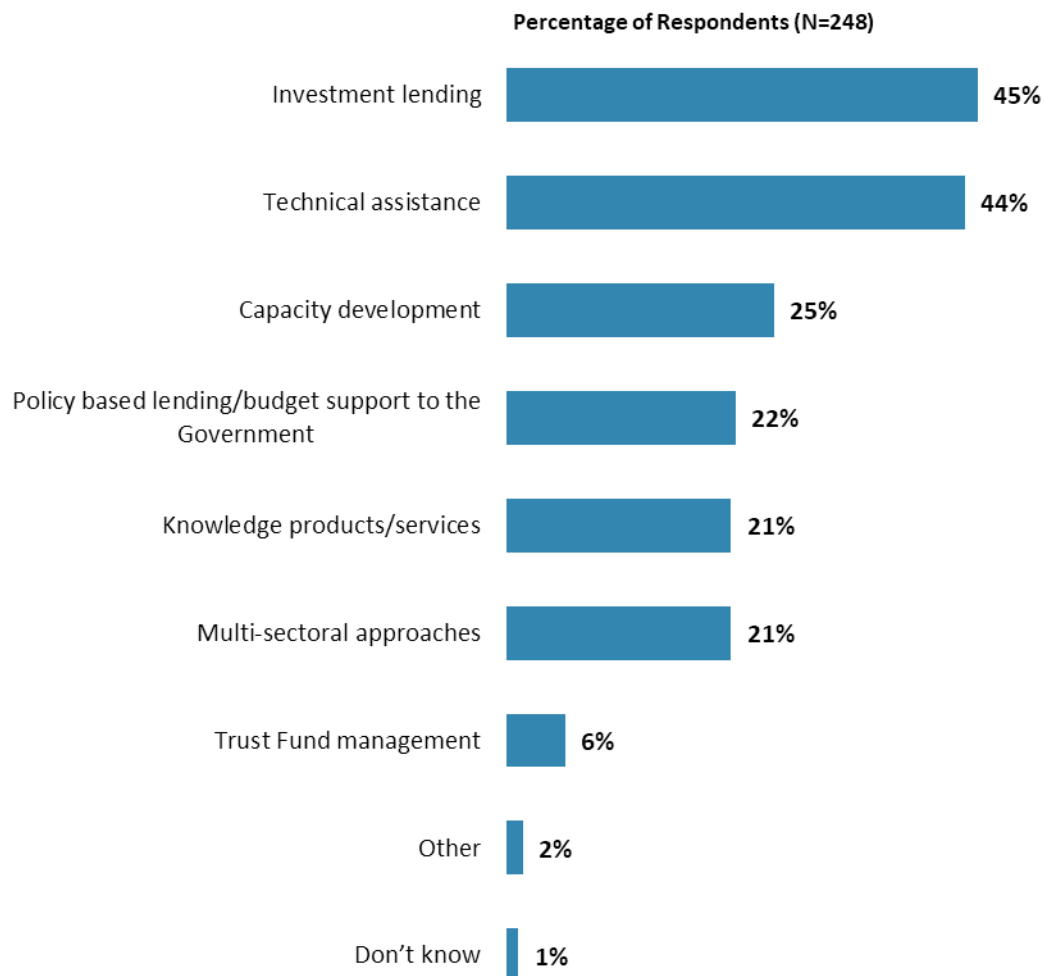
"When thinking about the World Bank Group's role, which activity do you believe is of greatest VALUE and which activity is of second greatest value in Brazil?"
(Respondents chose from a list.)



V. Overall Attitudes toward the World Bank Group (continued)

Effectiveness of WBG's Instruments in Reducing Poverty

- **Year comparison:** Respondents in the previous FY'16 Country Survey indicated that the WBG's most effective instruments in reducing poverty in Brazil were its "*technical assistance*" (40%), "*investment lending*" (40%), and "*capacity development*" (39%).



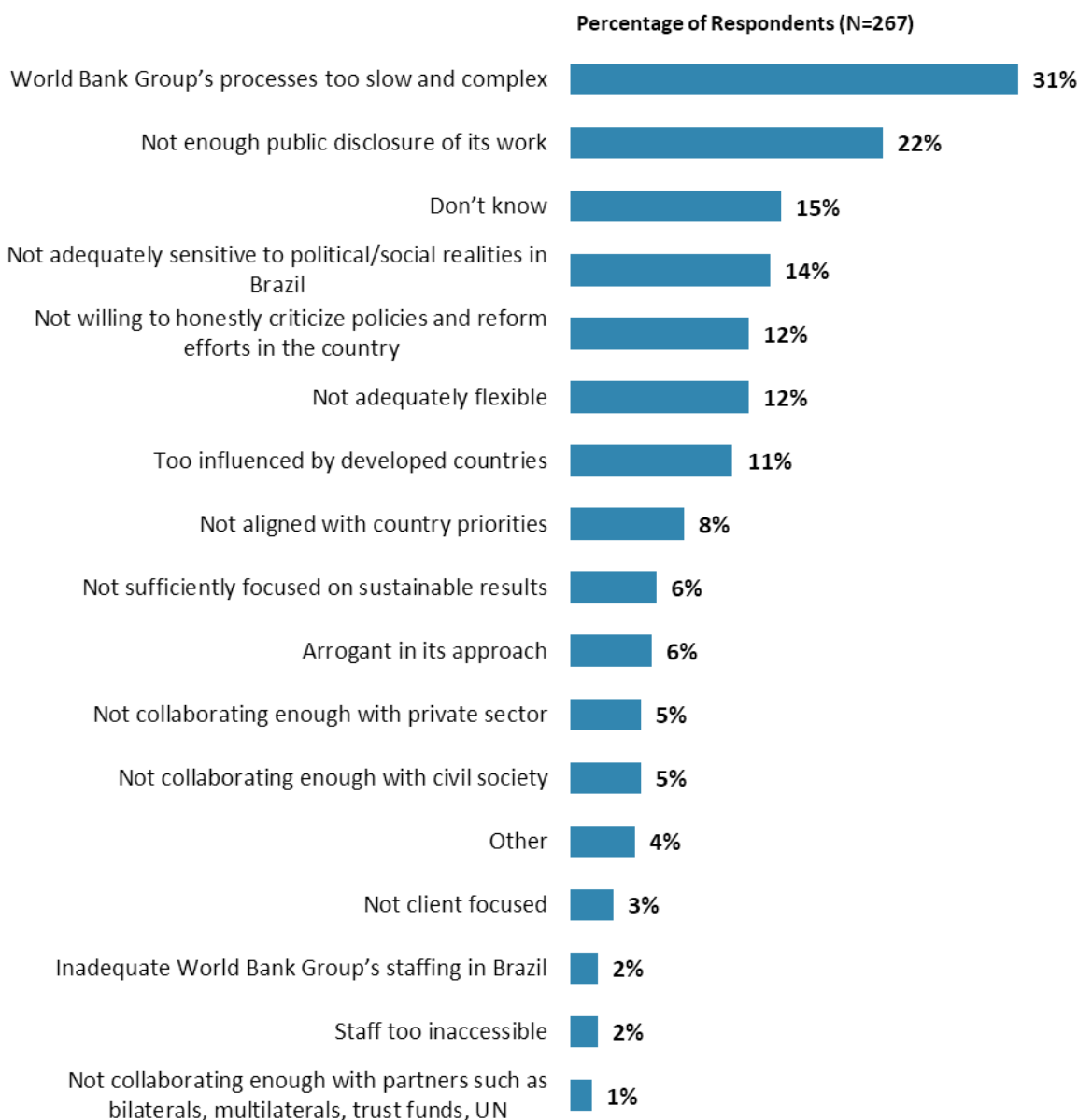
"Which World Bank Group's instruments do you believe are the MOST effective in reducing poverty in Brazil? (Choose no more than TWO)"
(Respondents chose from a list. Responses combined.)



V. Overall Attitudes toward the World Bank Group (continued)

Greatest Weakness

- **Year comparison:** Respondents in the previous FY'16 Country Survey indicated that the WBG's greatest weaknesses in its work in Brazil were being "*too influenced by developed countries*" (25%), "*WBG's processes too slow*" (21%), that "*WBG's processes too complex*" (19%), and "*not enough public disclosure of its work*" (17%).

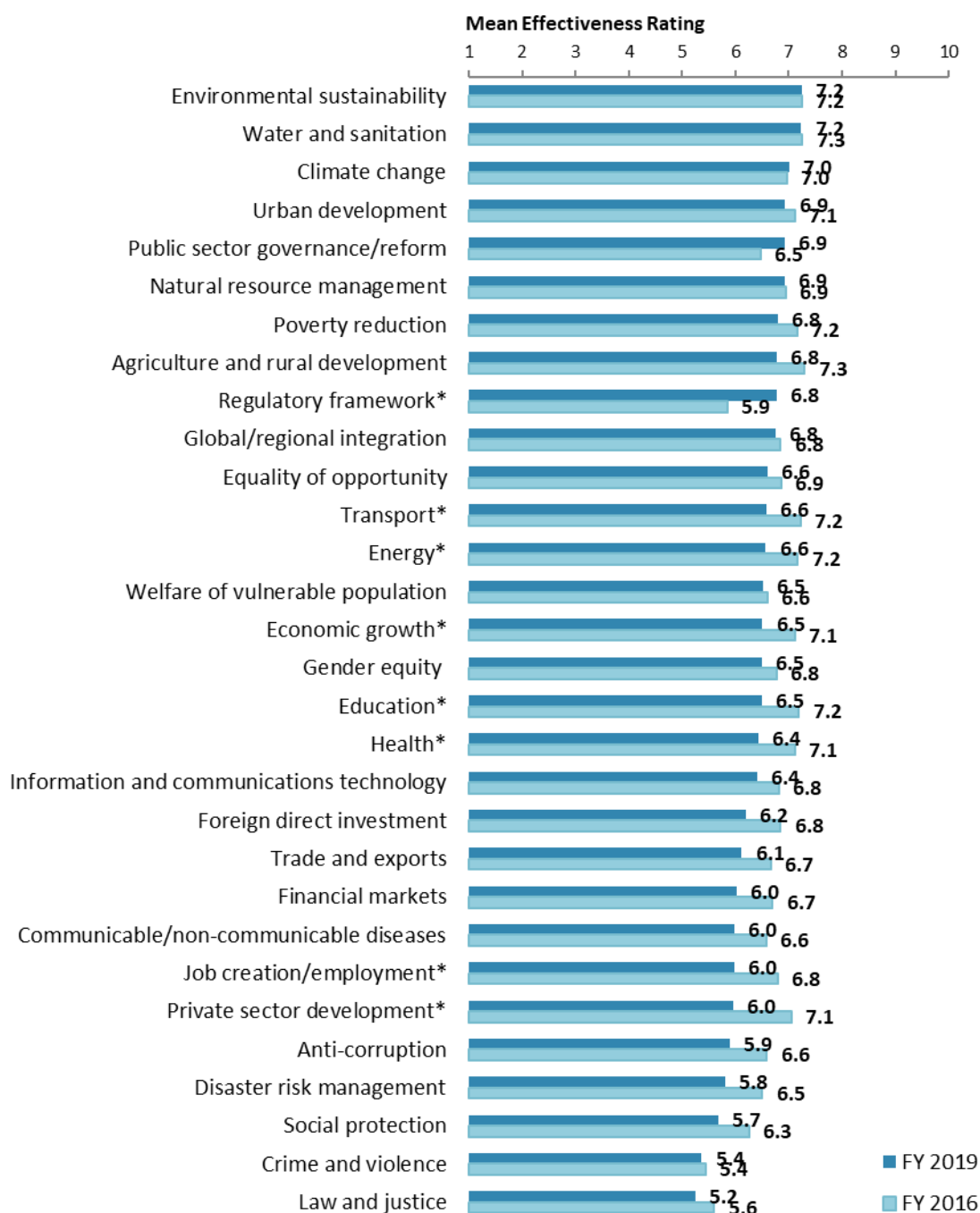


"Which of the following do you identify as the World Bank Group's greatest WEAKNESSES in its work in Brazil? (Choose no more than TWO)" (Respondents chose from a list. Responses combined.)



VI. Sectoral Effectiveness

Effectiveness of WBG's Support in Sectoral Areas: Year Comparison⁵



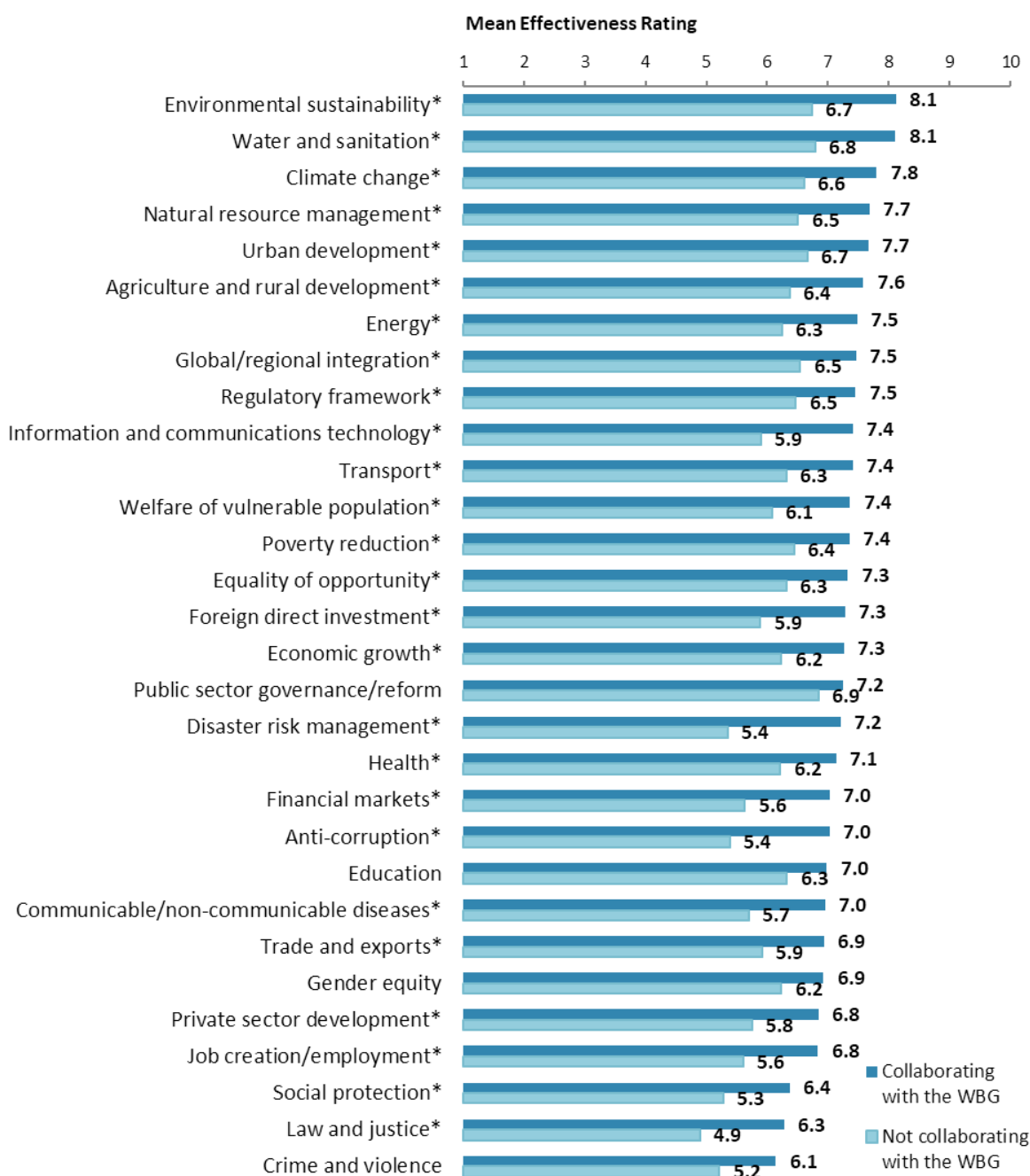
"How EFFECTIVE do you believe the World Bank Group is in terms of the work it does in the following areas of development in Brazil?" (1-"Not effective at all", 10-"Very effective")
(*Significantly different between FY 2019 and FY 2016)

⁵ Means presented in this chart were calculated based on weighted data.



VI. Sectoral Effectiveness (continued)

Effectiveness of WBG's Support in Sectoral Areas: Collaboration⁶



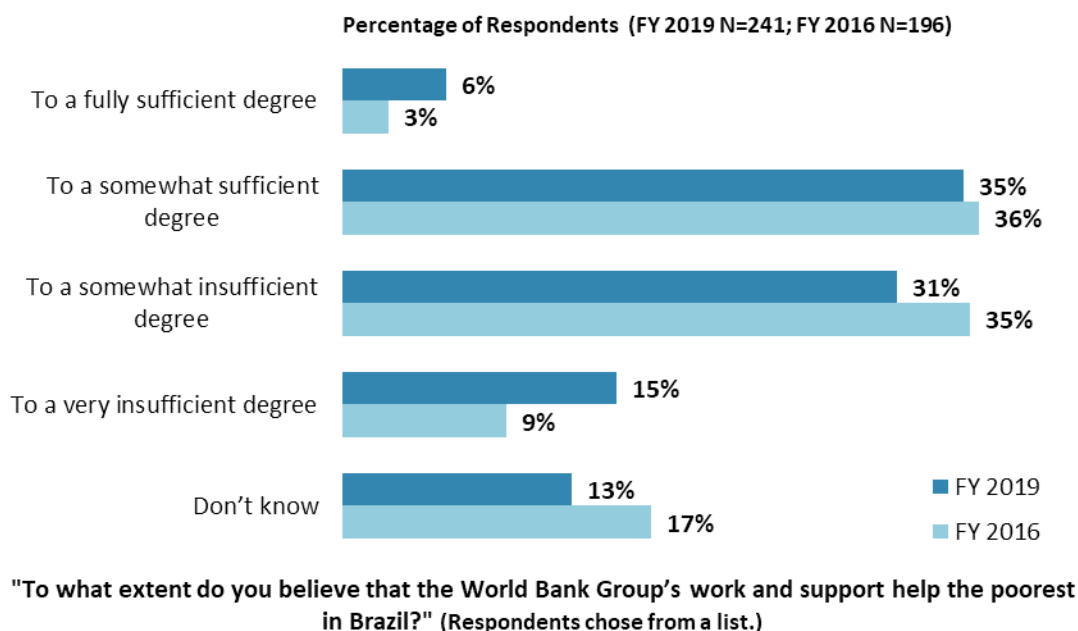
"How EFFECTIVE do you believe the World Bank Group is in terms of the work it does in the following areas of development in Brazil?" (1-"Not effective at all", 10-"Very effective")
*(*Significantly different between collaborators and non-collaborators)*

⁶ Note in the Appendix on the sectoral effectiveness (Appendix A, page 47) that primarily informed stakeholders responded to this question. Respondents were given the option of "don't know" if they did not have exposure to the WBG's work in certain development areas.

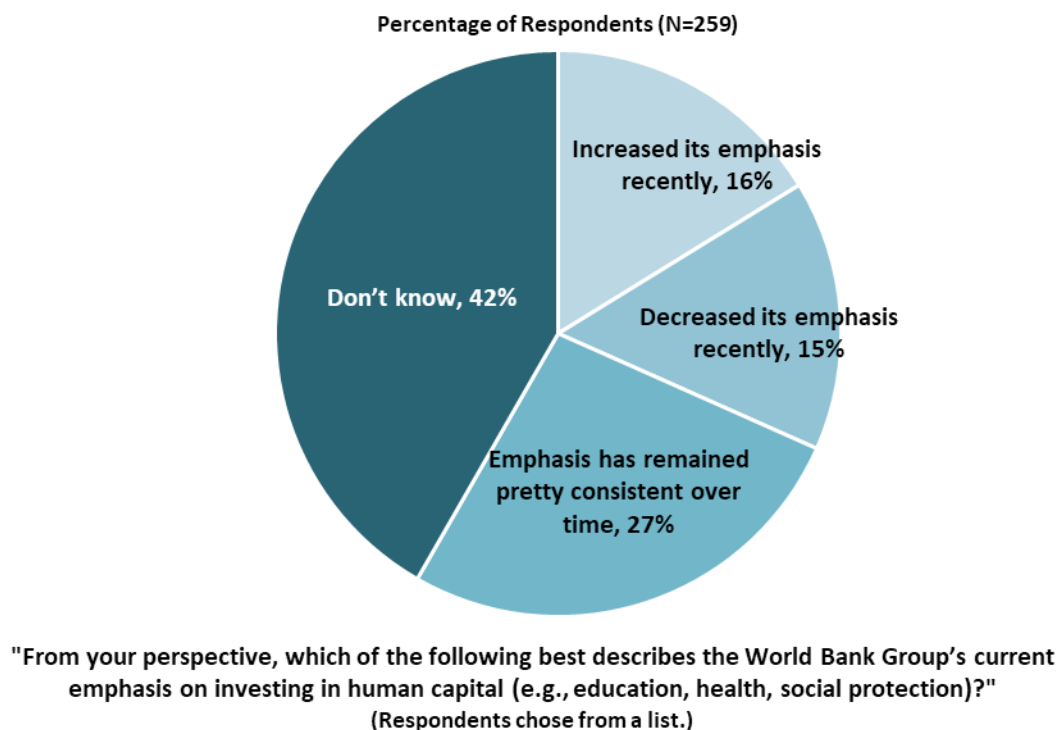


VI. Sectoral Effectiveness (continued)

Helping the Poorest⁷



The WBG's Human Capital Investment

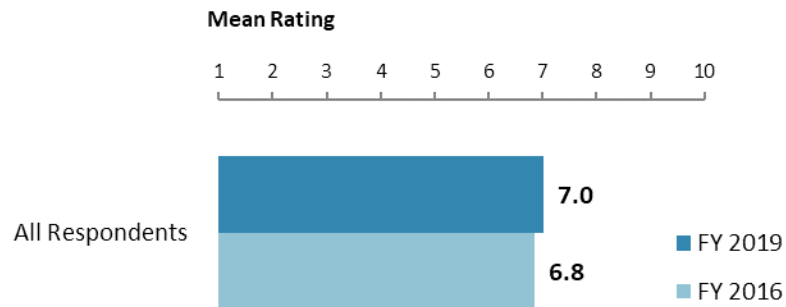


⁷ Percentages presented in the chart were calculated based on weighted data.



VI. Sectoral Effectiveness (continued)

The WBG Promoting Private Public Partnerships⁸



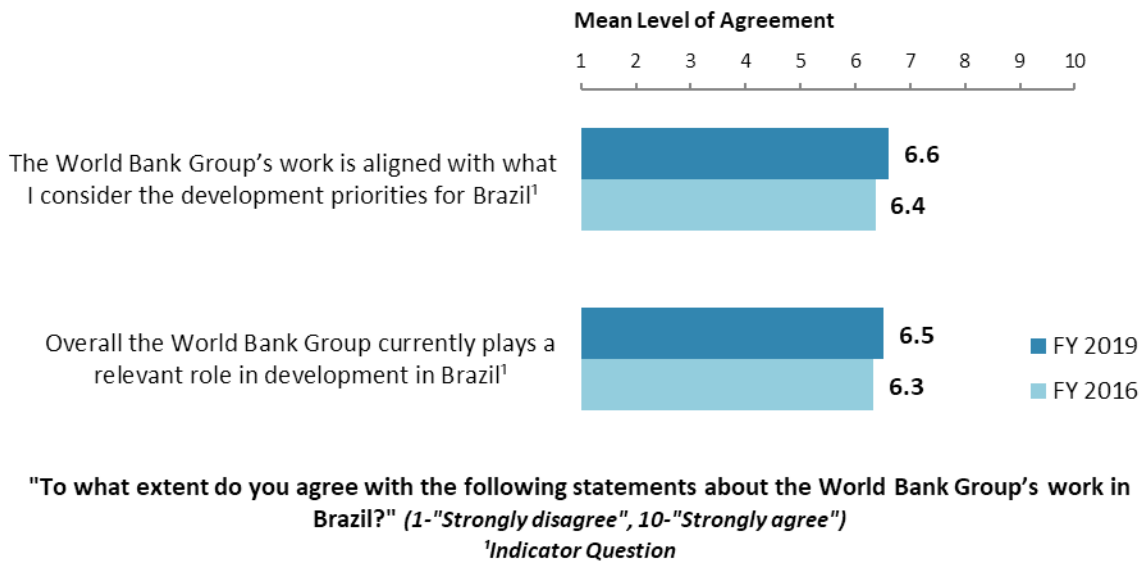
"To what extent do you believe that the World Bank Group's work helps to find solutions that promote private public partnerships in Brazil?"
(1-"To no degree at all", 10-"To a very significant degree")

⁸ Means presented in the chart were calculated based on weighted data.

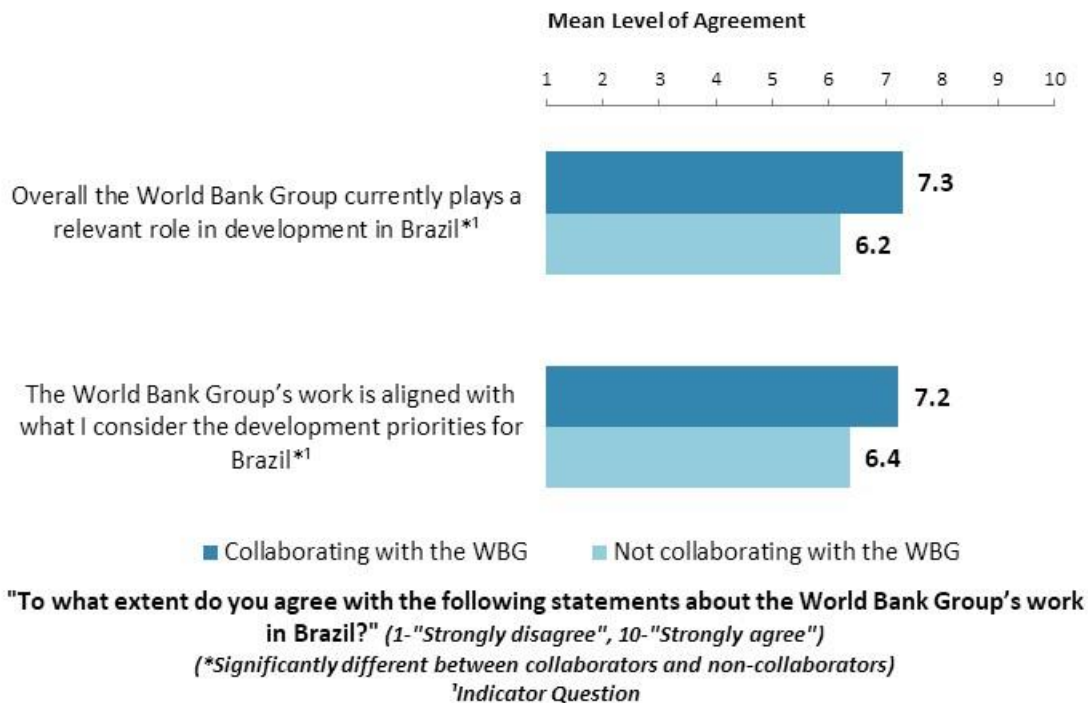


VII. How the World Bank Group Operates

The World Bank Group's Work in Brazil: Year Comparison⁹



The World Bank Group's Work in Brazil: Collaboration

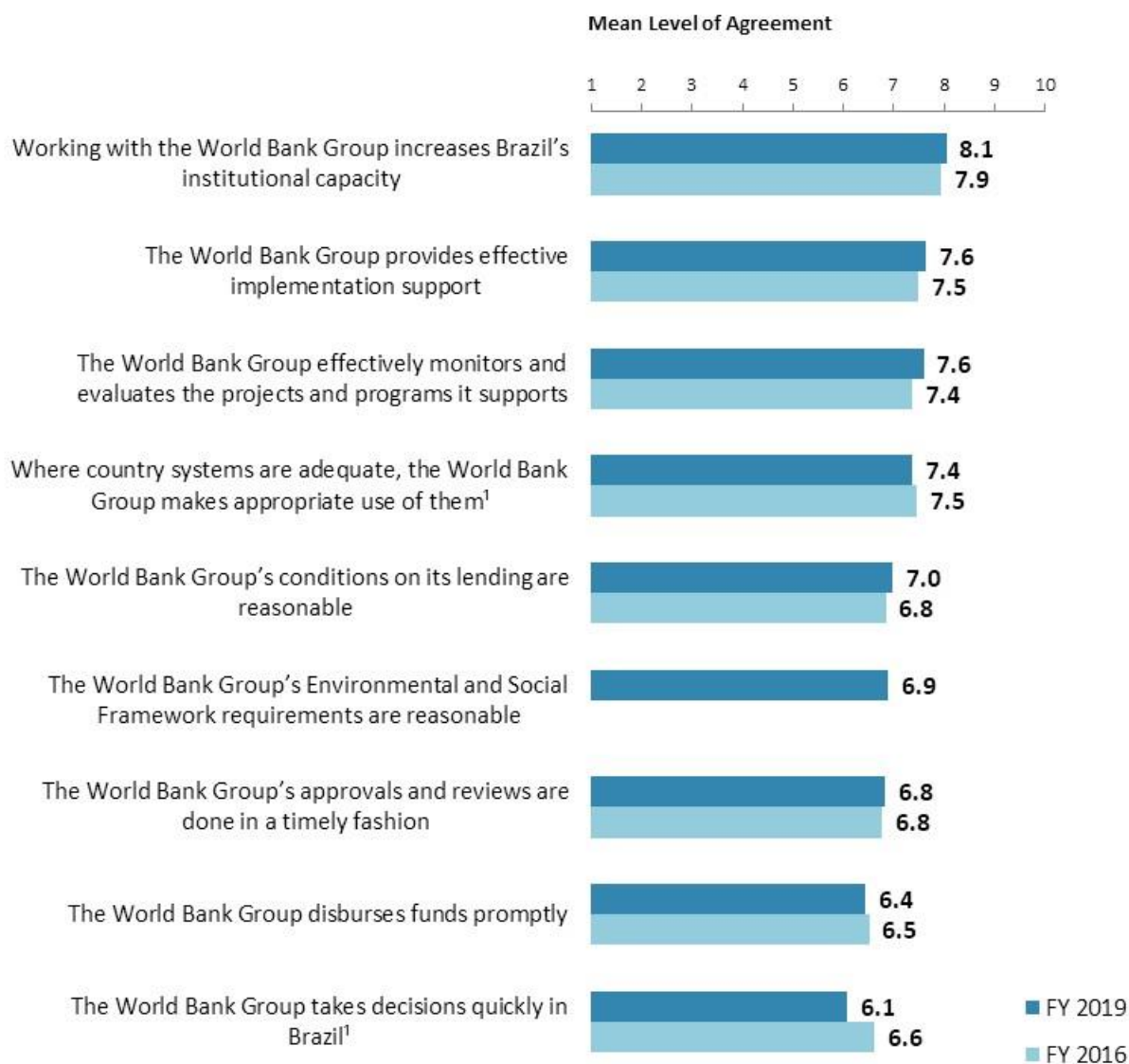


⁹ Means in the chart were calculated based on weighted data.



VII. How the World Bank Group Operates (continued)

Overall Perceptions: Year Comparison¹⁰



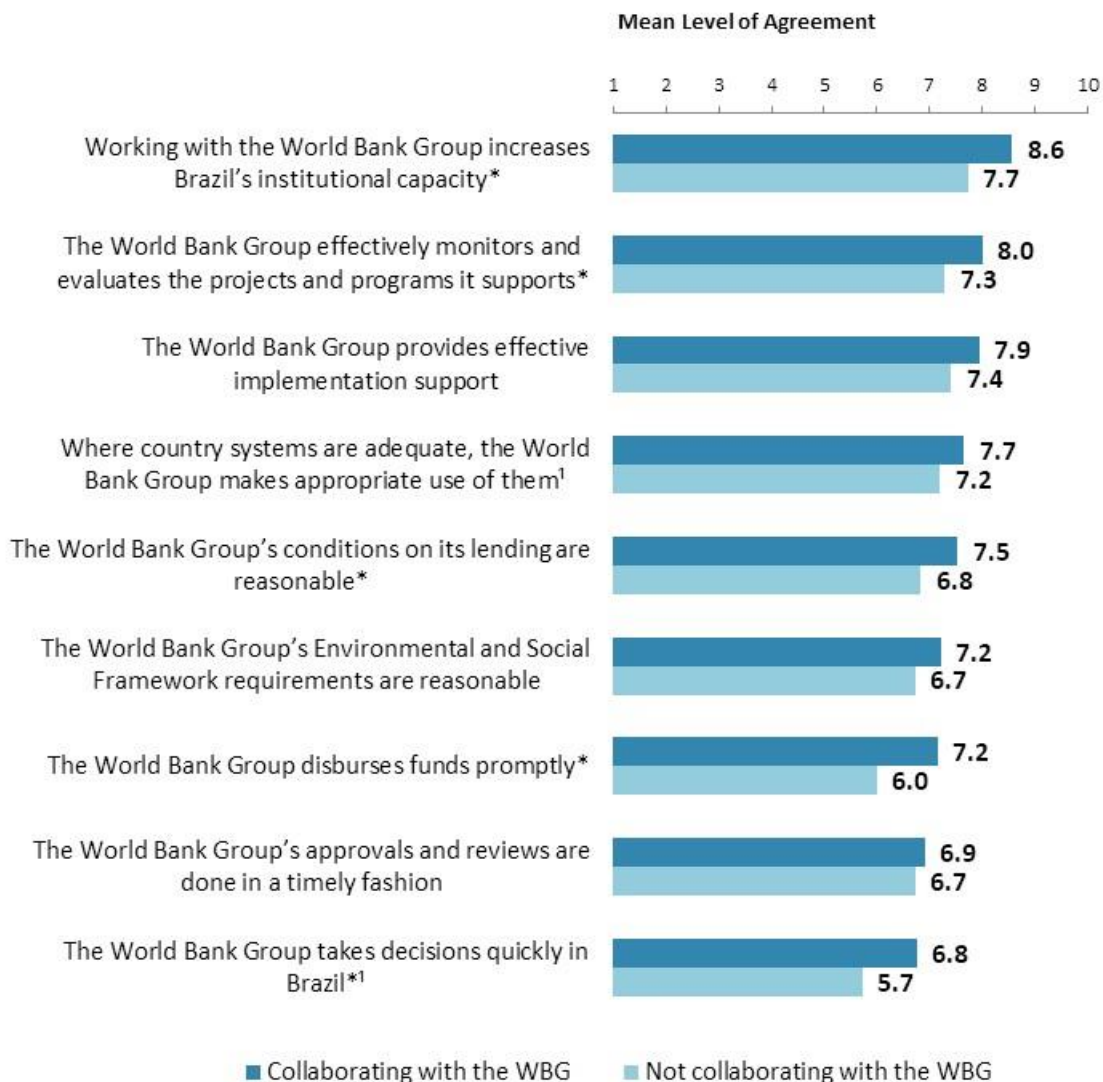
"To what extent do you agree/disagree with the following statements?"
(1- "Strongly disagree", 10- "Strongly agree")
Indicator Question

¹⁰ Means in the chart were calculated based on weighted data.



VII. How the World Bank Group Operates (continued)

Overall Perceptions: Collaboration



"To what extent do you agree/disagree with the following statements?"

(1-"Strongly disagree", 10-"Strongly agree")

*(*Significantly different between collaborators and non-collaborators)*

¹Indicator Question



VII. How the World Bank Group Operates (continued)

The WBG as an Effective Development Partner: Year Comparison¹¹



"To what extent is the World Bank Group an effective development partner in Brazil, in terms of each of the following?" (1-"To no degree at all", 10-"To a very significant degree")

(*Significantly different between FY 2019 and FY 2016)

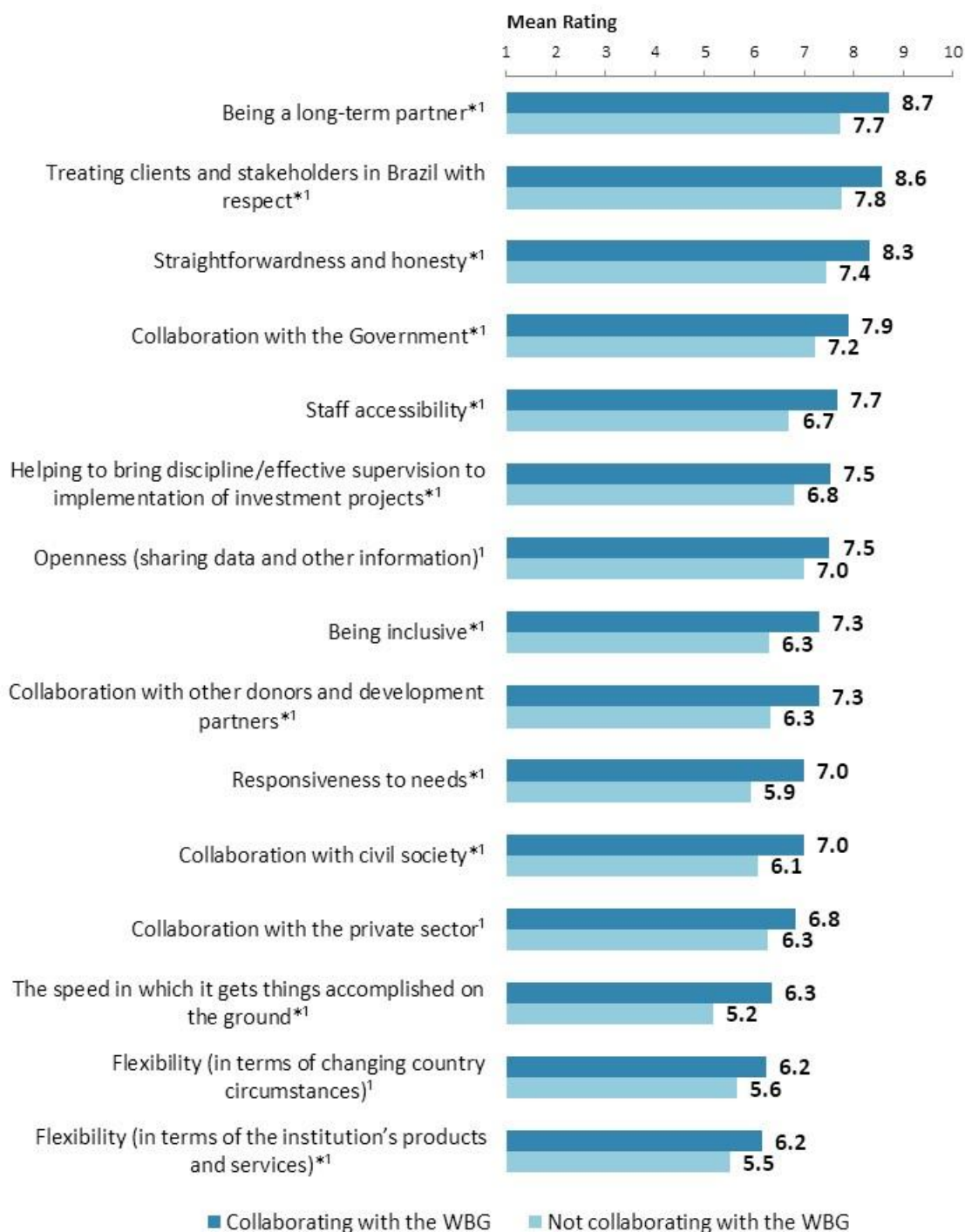
¹Indicator Question

¹¹ Means in the chart were calculated based on weighted data.



VII. How the World Bank Group Operates (continued)

The WBG as an Effective Development Partner: Collaboration



"To what extent is the World Bank Group an effective development partner in Brazil, in terms of each of the following?" (1-"To no degree at all", 10-"To a very significant degree")

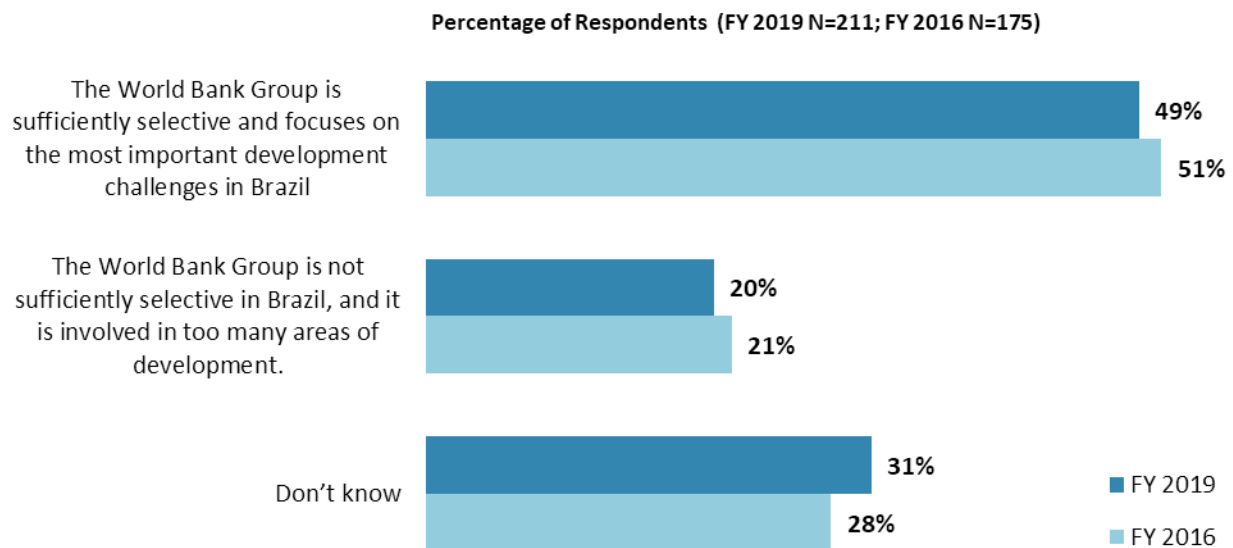
(*Significantly different between collaborators and non-collaborators)

¹Indicator Question



VII. How the World Bank Group Operates (continued)

Selectivity of the World Bank Group's Support¹²



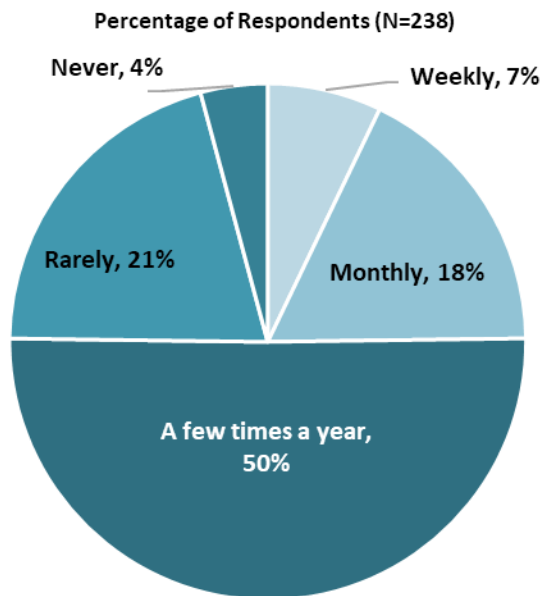
"Which of the following best describes the World Bank Group's support in Brazil?"
(Respondents chose from a list.)

¹² Percentages presented in the chart were calculated based on weighted data.



VIII. World Bank Group's Knowledge and Instruments

Frequency of Consulting WBG Knowledge Work and Activities

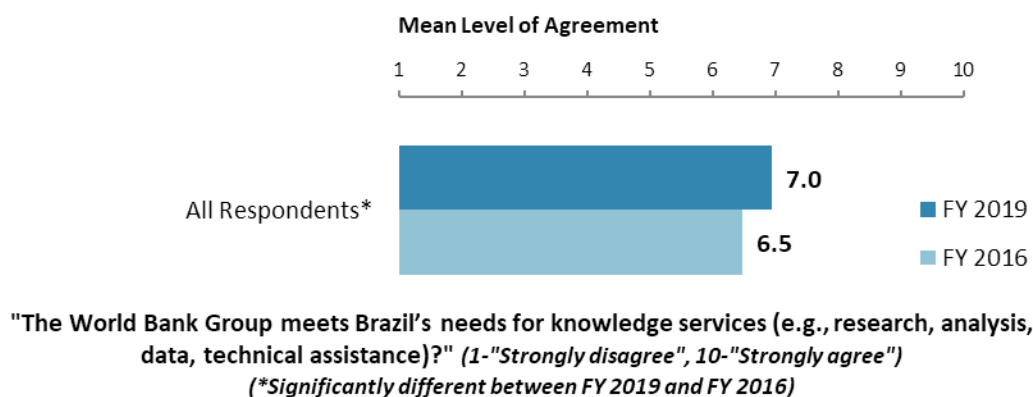


"How frequently do you consult World Bank Group's knowledge work and activities in the work you do?" (Respondents chose from a list.)

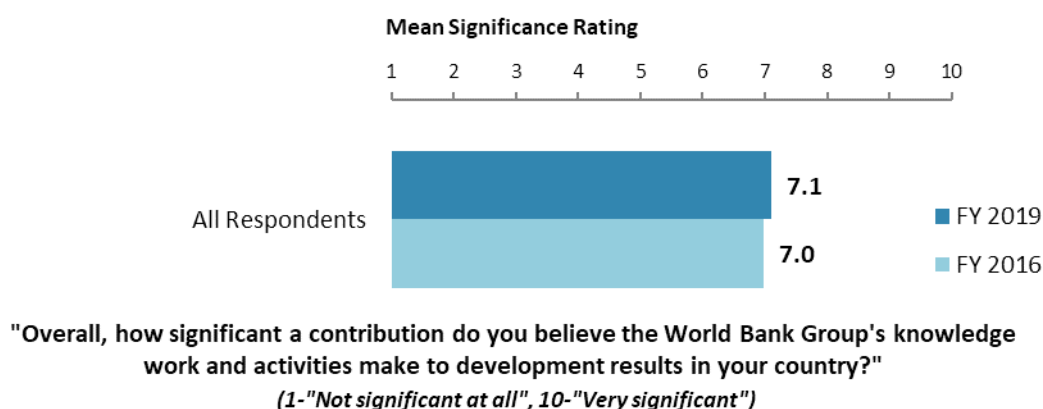


VIII. World Bank Group's Knowledge and Instruments (continued)

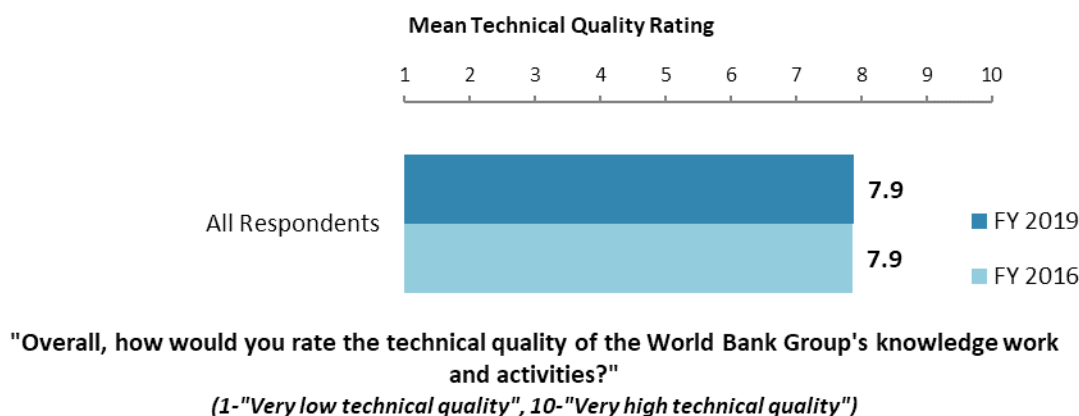
Meeting Brazil's Knowledge Needs¹³ (Indicator Question)



Contribution of the WBG's Knowledge Work and Activities (Indicator Question)



Technical Quality of the WBG's Knowledge Work and Activities (Indicator Question)

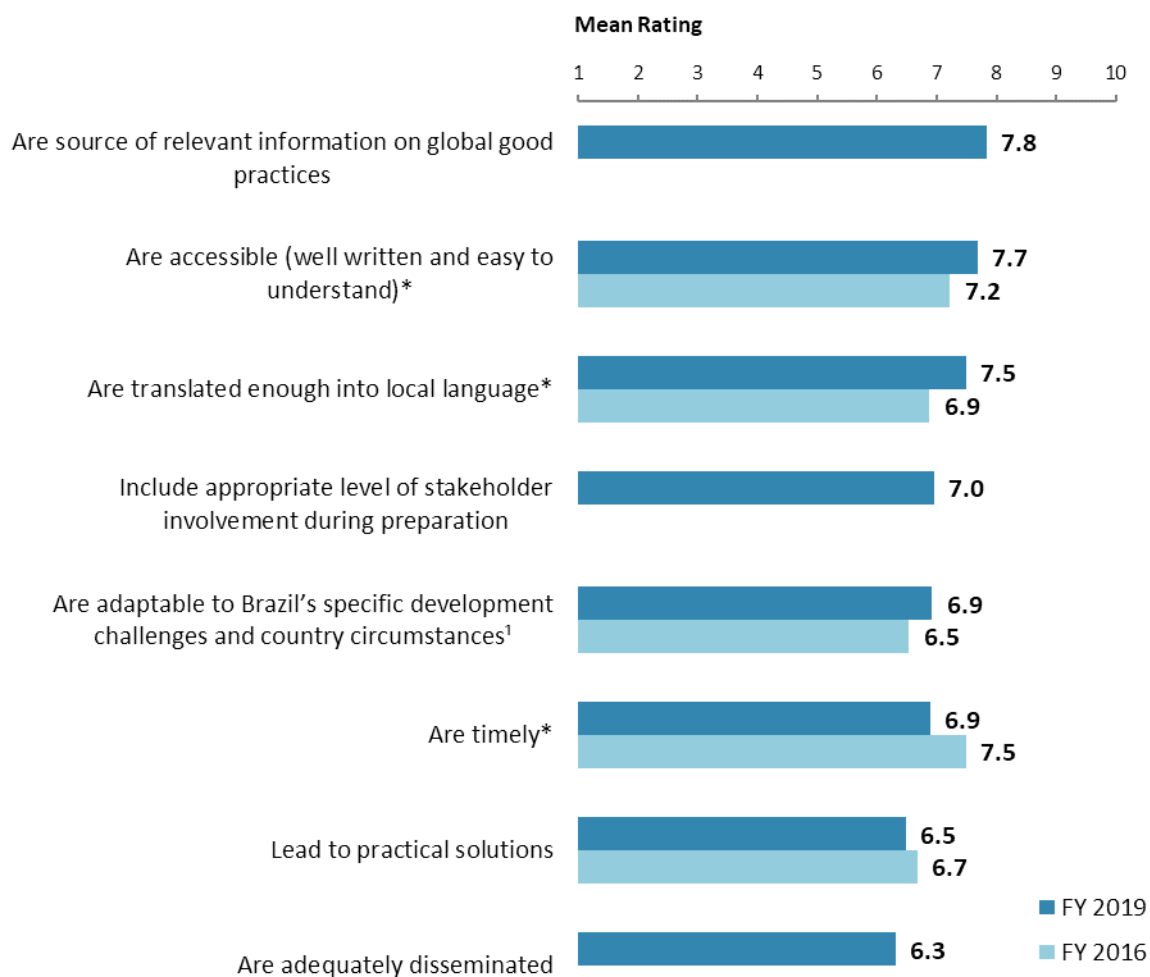


¹³ Means in the charts on this page were calculated based on weighted data.



VIII. World Bank Group's Knowledge and Instruments (continued)

Qualities of the WBG's Knowledge Work and Activities¹⁴



"In Brazil, to what extent do you believe that the World Bank Group's knowledge work and activities:"
(1-"To no degree at all", 10-"To a very significant degree")

(*Significantly different between FY 2019 and FY 2016)

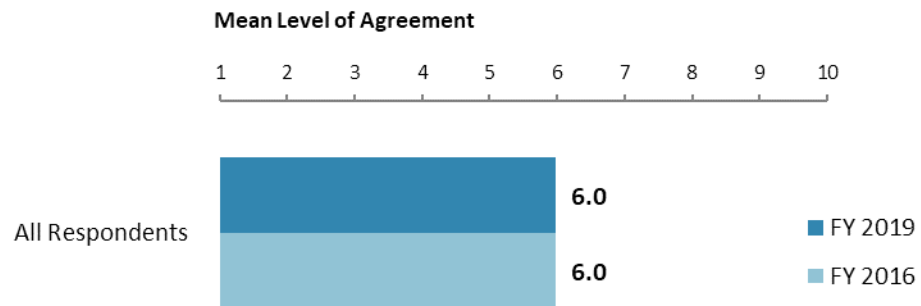
¹Indicator Question

¹⁴ Means in the chart were calculated based on weighted data.



VIII. World Bank Group's Knowledge and Instruments (continued)

Meeting Brazil's Needs for Financial Instruments¹⁵ (*Indicator Question*)



"The World Bank Group's financial instruments (i.e., investment lending, Development Policy Loan, Trust Funds, Program-for-Results, etc.) meet the needs of Brazil?"
(1-"Strongly disagree", 10-"Strongly agree")

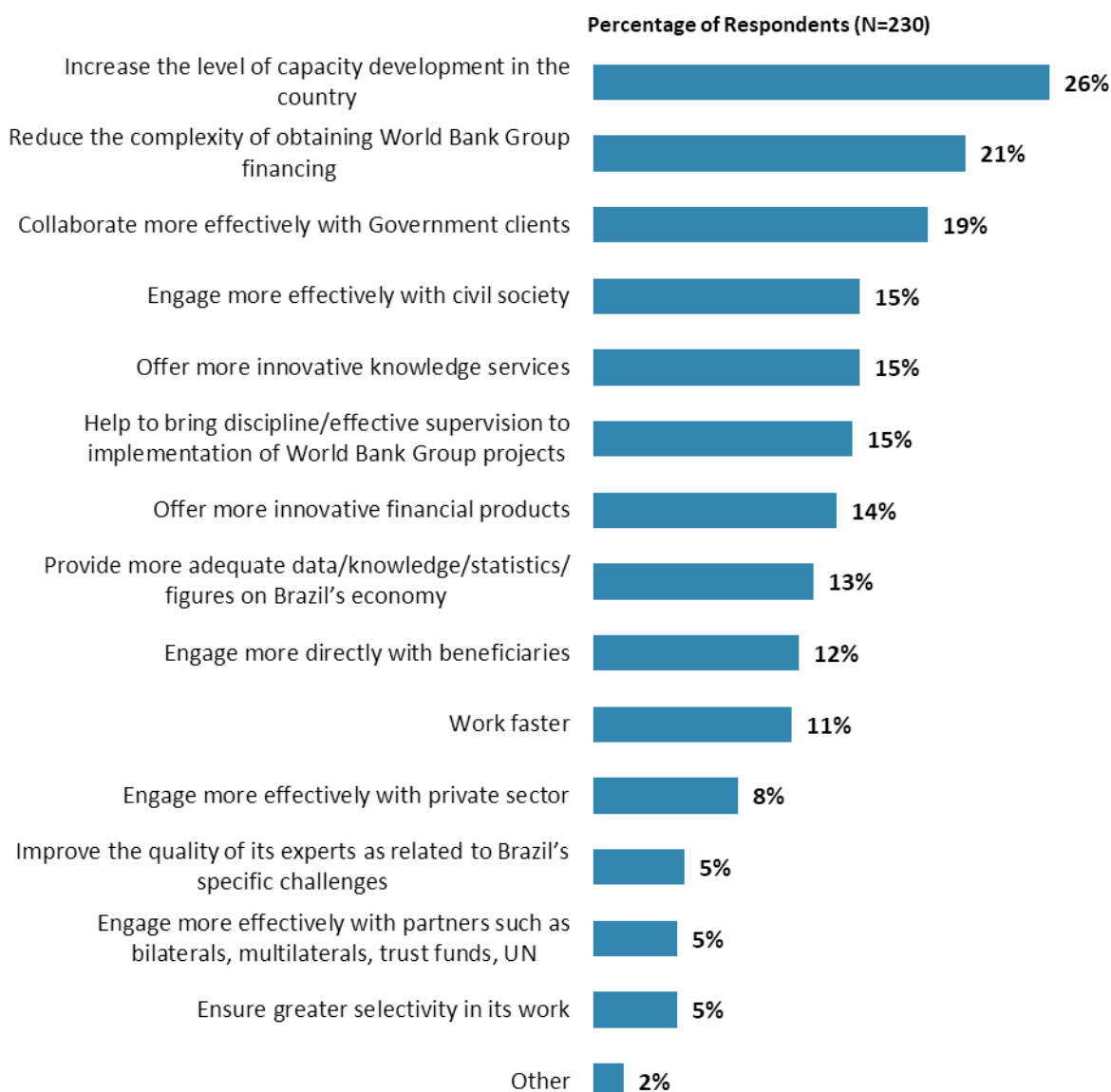
¹⁵ Means in the chart were calculated based on weighted data.



IX. The Future Role of the World Bank Group in Brazil

Making the World Bank Group of Greater Value

- **Year comparison:** Respondents in the previous FY'16 Country Survey indicated that the WBG should “*increase the level of capacity development in the country/invest in capacity building*” (37%), “*reduce the complexity of obtaining World Bank Group financing*” (19%), and “*reach out more to groups outside of Government*” (19%).

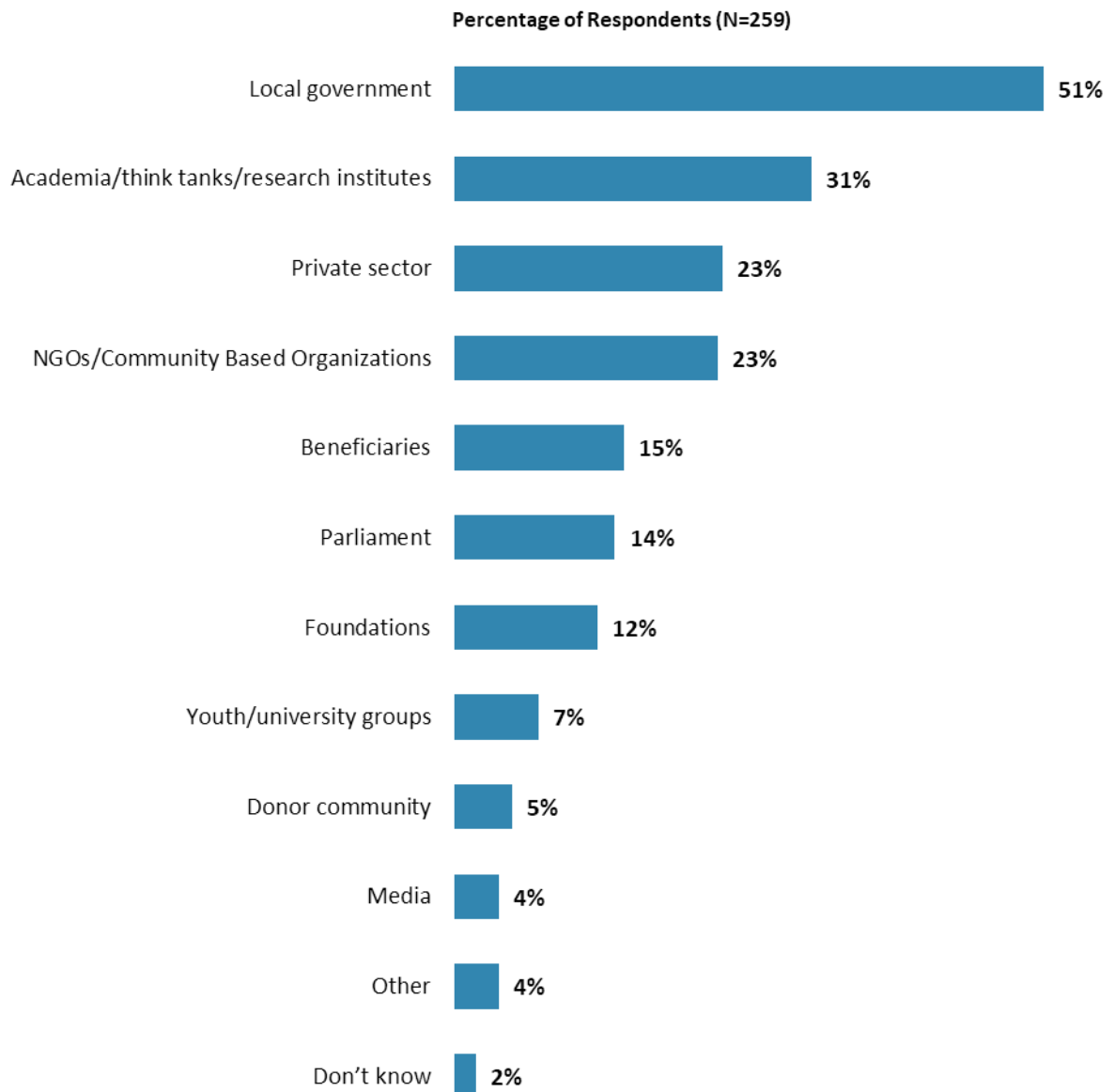


"Which of the following SHOULD the World Bank Group do to make itself of greater value in Brazil? (Choose no more than TWO)" (Respondents chose from a list. Responses combined.)



IX. The Future Role of the World Bank Group in Brazil (continued)

The World Bank Group Should Collaborate More with ...



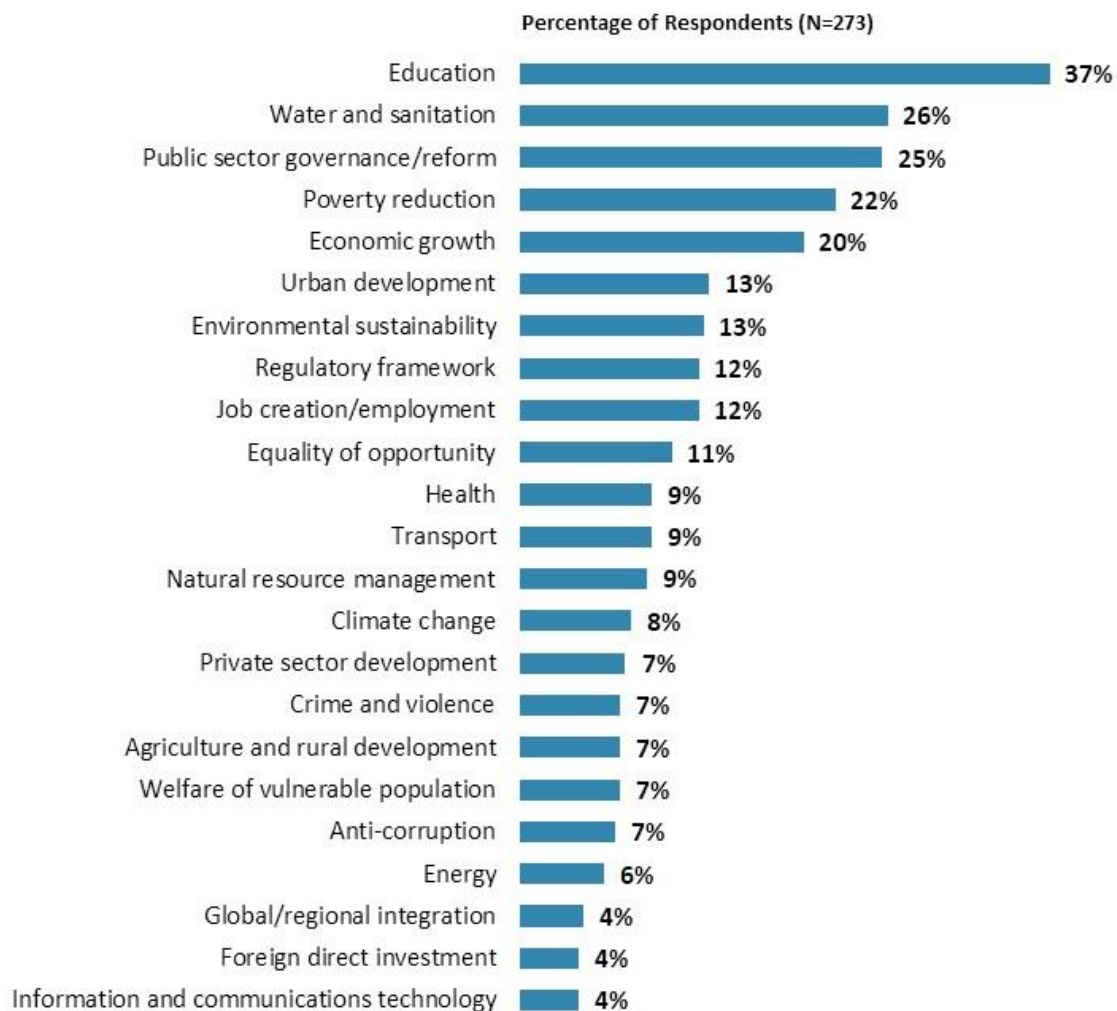
"In addition to the regular relations with the national government, which TWO of the following groups should the World Bank Group collaborate with more in your country? (Choose no more than TWO)"
(Respondents chose from a list. Responses combined.)



IX. The Future Role of the World Bank Group in Brazil (continued)

Where the World Bank Group Should Focus its Resources

- **Year comparison:** Respondents in the previous FY'16 Country Survey indicated that the WBG should focus its resources on “*education*” (43%), “*public sector governance/reform*” (31%), and “*economic growth*” (26%).
- **Specialization:** Respondents who identified their primary specialization of work as “*water*” (12% of the sample) were significantly *more* likely to indicate that the WBG should focus most of its resources on “*water and sanitation*,” compared to the rest of respondents in other areas of work (water specialists = 78%; others = 18%).¹⁶



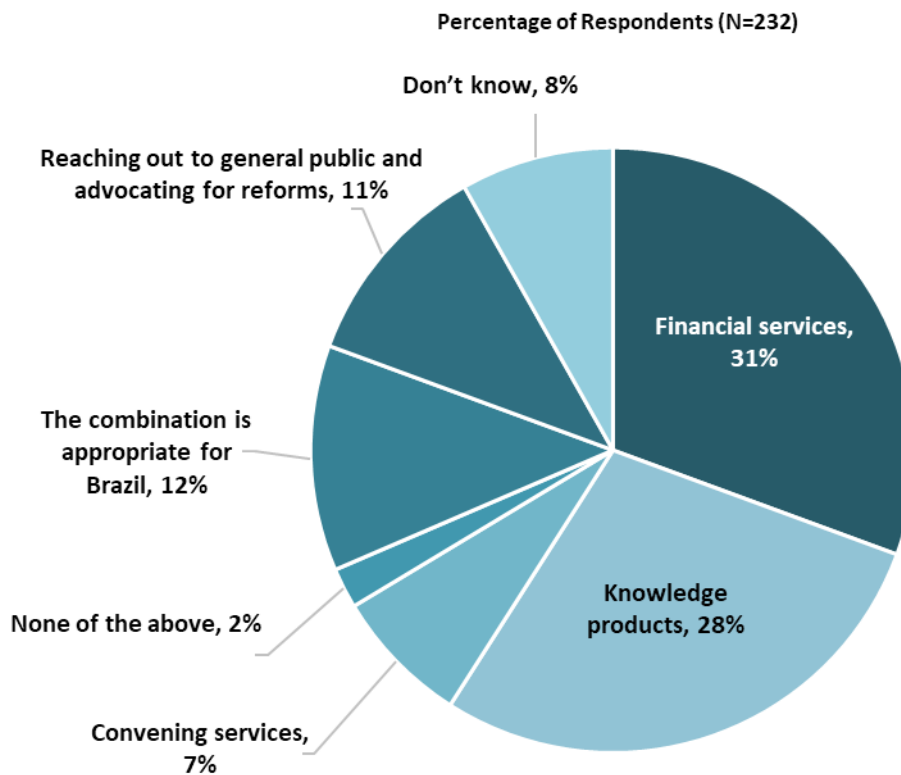
“When thinking about how the World Bank Group can have the most impact on development results in Brazil, in which sectors do you believe the World Bank Group should focus most of its resources (financial and knowledge services) in Brazil? (Choose no more than THREE)”
(Respondents chose from a list. Responses combined. Top 23 out of 30 response options shown.)

¹⁶ When more than 10% of the sample are respondents from a particular sector (see the full list of specialized areas in question H2 in Appendix G), analyses are done to see these respondents’ views about which areas the World Bank Group should focus most of its resources on.



IX. The Future Role of the World Bank Group in Brazil (continued)

Future Combination of the WBG Services



"When considering the combination of services that the World Bank Group offers in Brazil, and taking into account its limited level of resources, which ONE of the following do you believe the World Bank Group should offer more of in Brazil?" (Respondents chose from a list.)

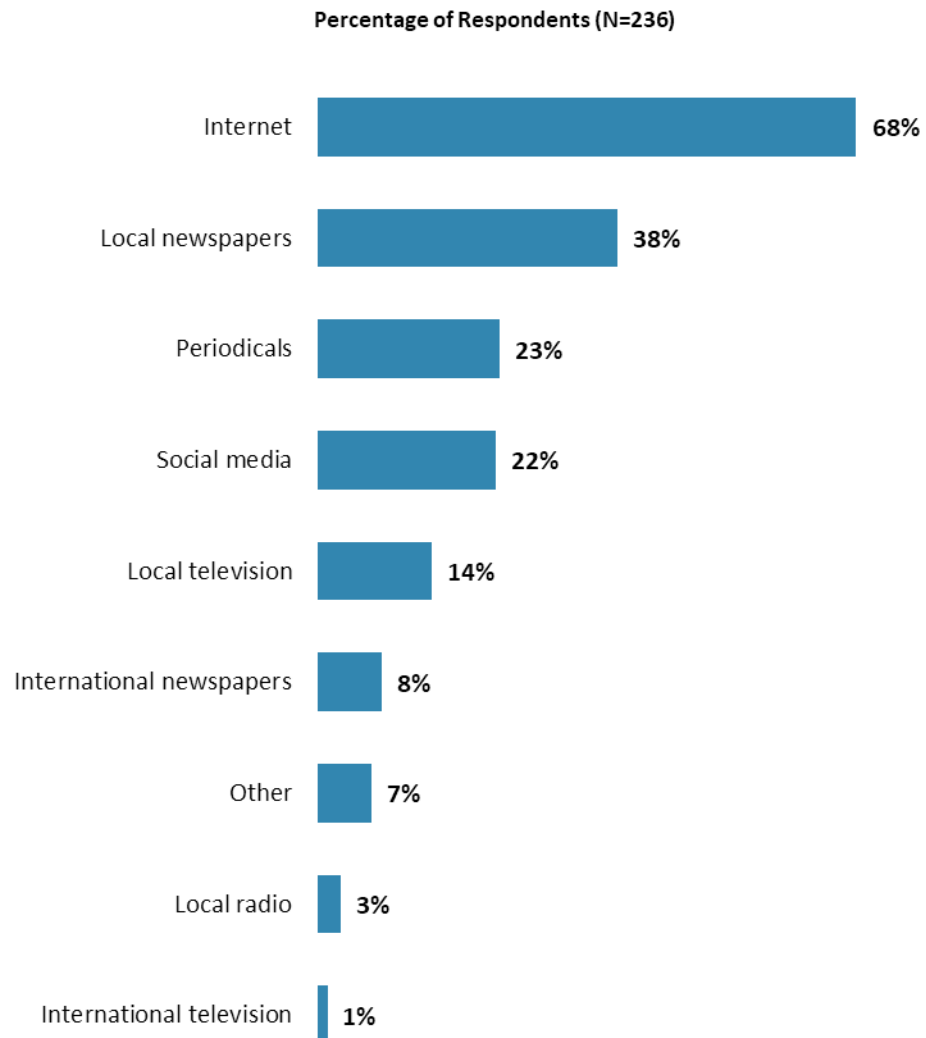


X. Communication and Outreach

Note: When considering the World Bank Group's future outreach with key constituencies, please see Appendix B (page 63) for all responses by stakeholder groups.

General Information Sources

- **Year comparison:** Respondents in the previous FY'16 Country Survey indicated that they got most of their information about economic and social development issues in Brazil from “Internet” (63%) and “periodicals” (31%).



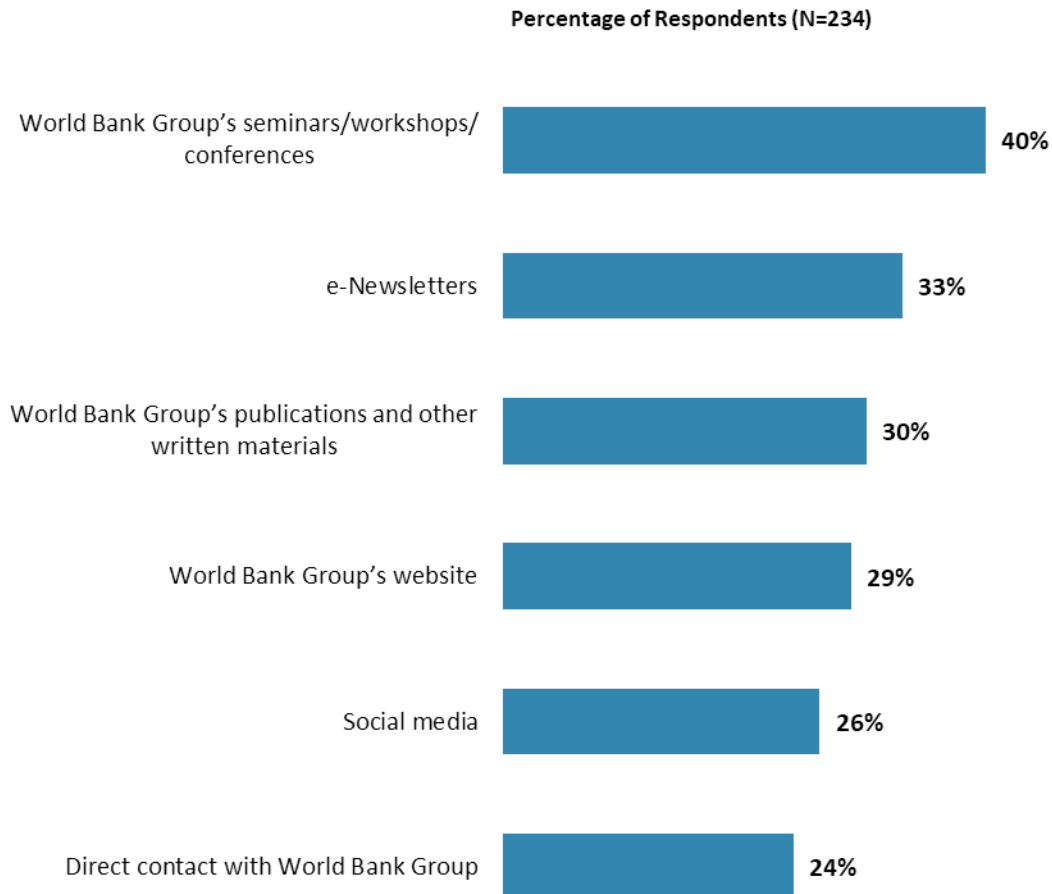
"How do you get most of your information about economic and social development issues in Brazil?
(Choose no more than TWO)" (Respondents chose from a list. Responses combined.)



X. Communication and Outreach (continued)

Preferred Information Sources

- **Year comparison:** Respondents in the previous FY'16 Country Survey indicated that they would prefer to receive information from the WBG through the “*World Bank Group’s seminars/workshops/conferences*” (50%).



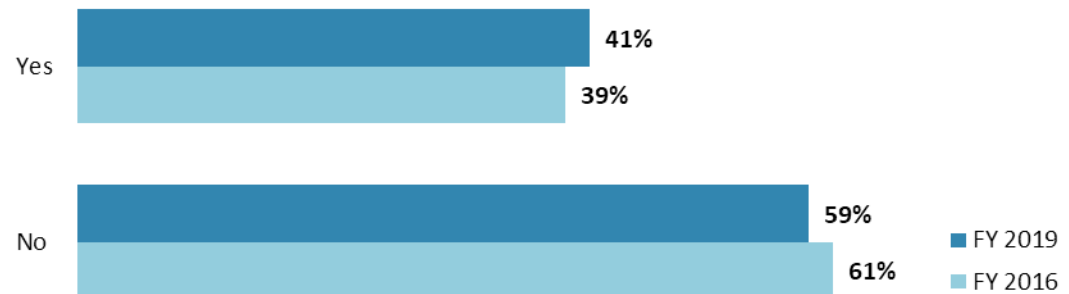
"How would you prefer to receive information from the World Bank Group?
(Choose no more than TWO)" (Respondents chose from a list. Responses combined.)



X. Communication and Outreach (continued)

Access to Information¹⁷

Percentage of Respondents (FY 2019 N=199, FY 2016 N=181)



"Have you requested information from the World Bank Group on its activities in the past year?"

Access to Information (continued)

Percentage of Respondents (FY 2019 N=92, FY 2016 N=70)



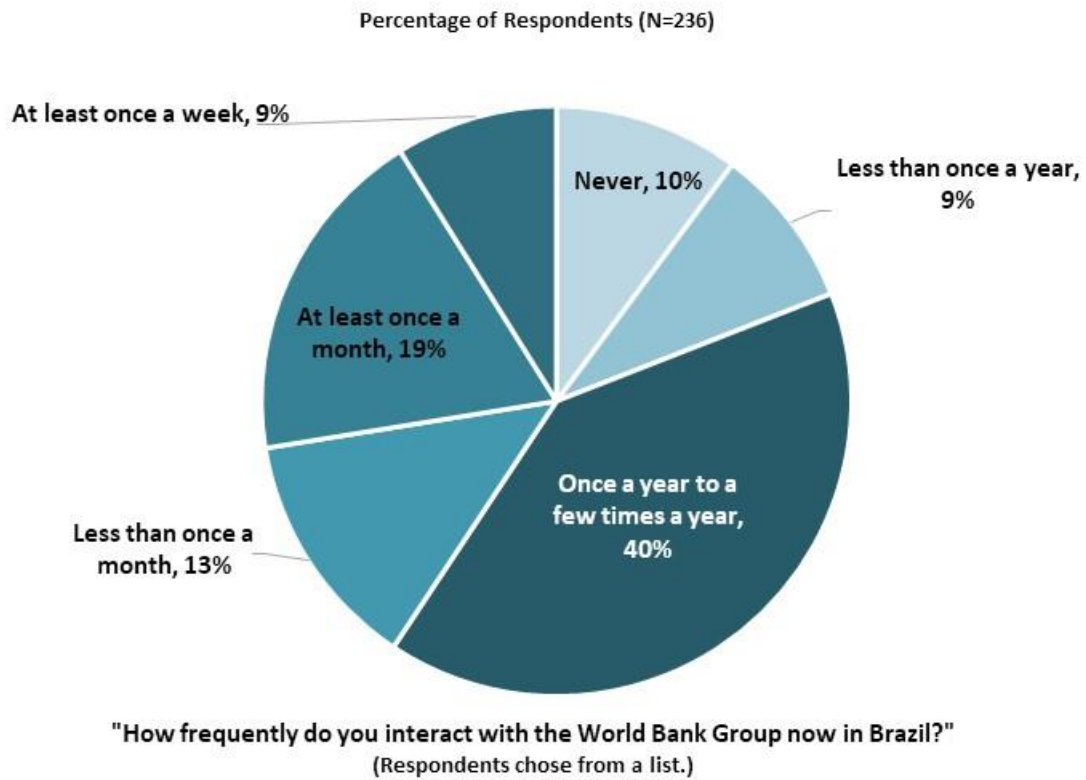
"Were you able to obtain this information?"

¹⁷ Percentages presented in the charts on this page were calculated based on weighted data.



X. Communication and Outreach (continued)

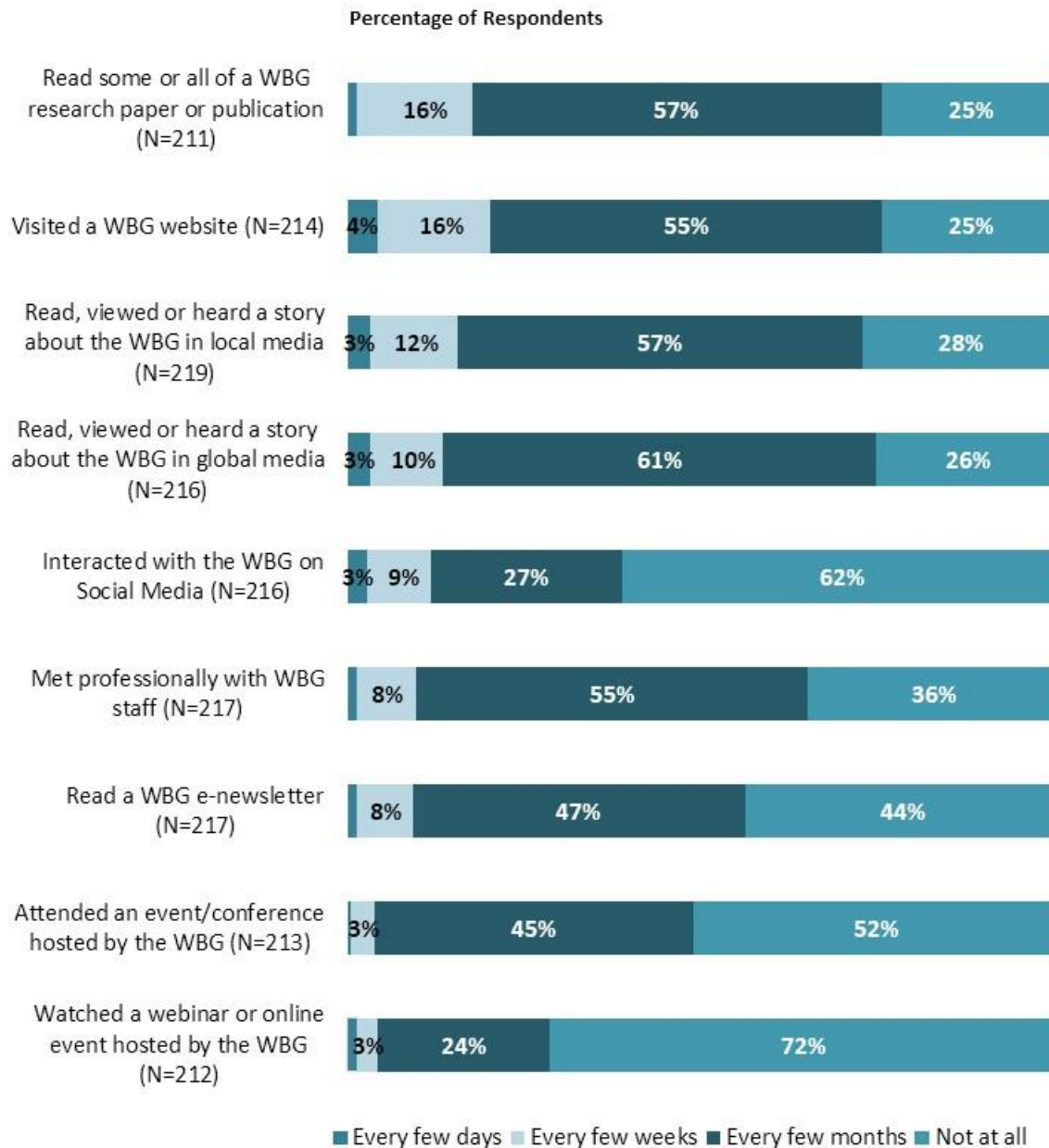
WBG Interaction Frequency





X. Communication and Outreach (continued)

Frequency of Specific WBG Interactions



"Over the past SIX MONTHS, on average how often did you do any of the following related to the World Bank Group (WBG)?" (Respondents chose from a list.)



XI. Appendices

A. Responses to All Questions across All Respondents.....	47
B. Responses to Selected Questions by Stakeholder Groups	63
C. Responses to Indicator Questions by Geographic Location	76
D. Responses to Selected Questions by Levels of Collaboration with the World Bank Group	79
E. Responses to Selected Questions by Year.....	86
F. Indicator Questions as a Function of Exposure to the WBG	91
G. Brazil FY 2019 COS Questionnaire.....	92

BRAZIL





Appendix A: Responses to All Questions across All Respondents (N=300)

All rating scale questions are presented with the total number of respondents that provided a rating (N), the number of respondents who indicated that they “Don’t know” (DK), the mean rating across all respondents (Mean), and the standard deviation of this mean (SD). Indicator questions are noted with an asterisk (*).

A. General Issues Facing Brazil

1. When you think about the future in Brazil, are you ... ?	Percentage of Respondents (N=300)
Very pessimistic	20.0%
Somewhat pessimistic	31.0%
Somewhat optimistic	32.7%
Very optimistic	9.7%
Not sure	6.7%

2. Do you think that economic opportunity for citizens in Brazil is ... ?	Percentage of Respondents (N=300)
Increasing	22.7%
Decreasing	45.7%
Staying about the same	31.7%

**A. General Issues Facing Brazil (continued)**

3. Listed below are a number of development priorities in Brazil. Please identify which of the following you consider the most important development priorities in Brazil. (Choose no more than THREE)	Percentage of Respondents (Responses Combined; N=299)
Education	47.5%
Public sector governance/reform (i.e., government effectiveness, public financial management, public expenditure, fiscal system reform, fiscal adjustment, pension reform)	39.1%
Economic growth	28.1%
Job creation/employment	16.4%
Equality of opportunity (i.e., social inclusion)	16.4%
Water and sanitation	15.4%
Poverty reduction	15.1%
Anti-corruption	12.4%
Health	11.0%
Crime and violence	10.7%
Environmental sustainability	9.0%
Urban development	8.0%
Regulatory framework	7.7%
Natural resource management (renewable/non-renewable)	6.7%
Private sector development	6.4%
Agriculture and rural development	6.0%
Law and justice (e.g., judicial system)	5.4%
Welfare of vulnerable population (afrodescendants, indigenous, quilombolas, and other traditional communities)	5.0%
Transport (e.g., roads, bridges, transportation)	5.0%
Social protection (e.g., pensions, targeted social assistance)	4.7%
Climate change (e.g., mitigation, adaptation)	4.0%
Foreign direct investment	3.3%
Energy	2.7%
Gender equity (closing the gap between women and men, and boys and girls)	2.3%
Trade and exports	2.3%
Global/regional integration	2.0%
Information and communications technology	1.7%
Financial markets	1.0%
Disaster risk management	0.7%
Communicable/non-communicable diseases	0.3%

**A. General Issues Facing Brazil (continued)**

4. Poverty reduction is a broad term that encompasses work in many different areas. Which THREE areas of development listed below do you believe would contribute most to reducing poverty in Brazil? (Choose no more than THREE)	Percentage of Respondents (Responses Combined; N=293)
Education	52.6%
Job creation/employment	38.2%
Economic growth	35.8%
Public sector governance/reform (i.e., government effectiveness, public financial management, public expenditure, fiscal system reform, fiscal adjustment, pension reform)	26.3%
Equality of opportunity (i.e., social inclusion)	22.9%
Water and sanitation	13.7%
Social protection (e.g., pensions, targeted social assistance)	10.9%
Anti-corruption	10.6%
Health	9.9%
Crime and violence	9.6%
Urban development	9.6%
Private sector development	9.6%
Welfare of vulnerable population (afrodescendants, indigenous, quilombolas, and other traditional communities)	5.8%
Agriculture and rural development	5.5%
Transport (e.g., roads, bridges, transportation)	5.1%
Environmental sustainability	4.1%
Law and justice (e.g., judicial system)	3.8%
Global/regional integration	3.4%
Energy	3.1%
Gender equity (closing the gap between women and men, and boys and girls)	2.7%
Regulatory framework	2.7%
Information and communications technology	2.0%
Natural resource management (renewable/non-renewable)	2.0%
Trade and exports	1.4%
Climate change (e.g., mitigation, adaptation)	1.4%
Foreign direct investment	1.4%
Disaster risk management	0.7%
Financial markets	0.7%
Communicable/non-communicable diseases	0.0%

**A. General Issues Facing Brazil (continued)**

5. When economic and/or social reform efforts fail or are slow to take place in Brazil, which of the following would you attribute this to? (Choose no more than TWO)	Percentage of Respondents (Responses Combined; N=291)
Political pressures and obstacles	45.0%
Corruption	27.1%
Inadequate level of capacity in the government	23.0%
Reforms are not well thought out in light of country challenges	22.7%
Inadequate level of citizen/civil society participation	21.0%
Poor coordination within the government	15.8%
Inadequate regulatory framework	13.1%
Inadequate level of government accountability	10.7%
Private sector involvement and/or influence	7.6%
Other	4.5%
Inadequate level of private sector participation	2.7%
Inadequate level of donor coordination	0.7%

6. To what extent do you trust each of the following groups to do what is right? (1-To no degree at all, 10-To a very significant degree)	Degree			
	N	DK	Mean	SD
1. The national/federal government	277	5	4.69	2.45
2. Congress (i.e., Members of Parliament)	276	3	3.98	2.07
3. Bilateral organizations (e.g., DFID, JICA, GIZ, USAID)	242	36	6.19	2.14
4. The World Bank Group*	273	9	7.07	2.07
5. The International Monetary Fund	263	17	5.90	2.30
6. UN	265	12	6.51	2.21
7. Regional development banks	272	9	6.17	1.97
8. Brazil's Central Bank	270	6	6.63	2.22
9. International private sector	267	10	5.97	2.28
10. Domestic private sector	272	6	5.63	2.24
11. International civil society (e.g., NGOs, CBOs)	266	9	6.24	1.93
12. Domestic civil society (e.g., NGOs, CBOs)	275	6	6.05	2.00
13. Faith-based institutions	265	9	4.98	2.38
14. Domestic traditional media and their web presence (e.g., newspapers, TV stations, radio)	276	3	5.46	2.21
15. International media and their web presence	274	4	5.89	2.15
16. Web based media (i.e., blogs, social media, other web-based news and information sources)	272	8	4.67	2.35

**A. General Issues Facing Brazil (continued)**

7. Please describe the direction Brazil is moving in, when considering ... ?	Direction				
	Getting much worse	Getting somewhat worse	Staying the same	Getting somewhat better	Getting much better
1. Human development (e.g., health, education, and social protection) N=283	28.3%	25.1%	28.3%	16.6%	1.8%
2. Equal opportunity for girls and boys, men and women N=283	19.8%	21.6%	29.7%	26.1%	2.8%
3. Growing Brazil's economy in a way that leads to jobs and employment N=283	20.8%	26.1%	30.0%	21.2%	1.8%
4. The gap between the rich and the poor N=283	32.2%	28.6%	28.3%	9.2%	1.8%
5. Making government more effective N=283	23.0%	17.7%	29.7%	23.3%	6.4%
6. Anti-corruption N=283	12.7%	7.1%	23.7%	40.6%	15.9%
7. Attracting new sources of foreign investment N=283	9.9%	19.4%	38.9%	28.6%	3.2%
8. Natural resources management N=283	27.2%	26.5%	29.3%	14.1%	2.8%
9. Climate change N=283	30.4%	25.4%	31.8%	9.9%	2.5%

8. Listed below are global challenges. Which do you think have the most serious impact on Brazil? (Choose no more than TWO)	Percentage of Respondents (Responses Combined; N=282)
Crime and violence	46.1%
Jobs/employment	45.7%
The gap between the rich and the poor	36.2%
Technology based disruption	14.5%
Trade constraints	14.2%
Environmental degradation	10.3%
Geo political uncertainty	10.3%
Climate change	9.9%
Fragility in Brazil or neighboring countries	6.4%
Migrants and refugees	3.5%

9. When thinking about development efforts in Brazil, do you think that civil society (e.g., NGOs, CBOs) should ... ?	Percentage of Respondents (N=280)
Engage significantly less	3.2%
Engage somewhat less	5.7%
Engage somewhat more	17.5%
Engage significantly more	59.6%
Engage at the same level it does currently	8.2%
Don't know	5.7%

10. To what extent do you trust domestic private sector to engage in public service delivery in Brazil?	Percentage of Respondents (N=282)
To a very low degree	9.6%
To a somewhat low degree	38.7%
To a somewhat high degree	37.6%
To a very high degree	9.2%
Don't know	5.0%

**A. General Issues Facing Brazil (continued)**

11. To what extent do you trust international private sector to engage in public service delivery in Brazil?	Percentage of Respondents (N=282)
To a very low degree	11.7%
To a somewhat low degree	33.0%
To a somewhat high degree	38.7%
To a very high degree	11.0%
Don't know	5.7%

B. Overall Attitudes toward the World Bank Group

1. How familiar are you with the work of these organizations in Brazil? (1-Not familiar at all, 10-Extremely familiar)	Familiarity		
	N	Mean	SD
1. World Bank Group (WBG)	279	6.64	2.37
2. Inter-American Development Bank (IDB/BID)	277	6.15	2.42
3. Latin American Development Bank (CAF)	276	4.46	2.69

2. Overall, please rate your impression of the effectiveness of these organizations in Brazil. (1-Not effective at all, 10-Very effective)	Effectiveness			
	N	DK	Mean	SD
1. World Bank Group (WBG)*	258	20	7.03	1.91
2. Inter-American Development Bank (IDB/BID)	245	33	6.77	1.89
3. Latin American Development Bank (CAF)	171	101	5.47	2.17

Staff Preparedness	N	DK	Mean	SD
3. To what extent do you believe the World Bank Group's staff is well prepared (e.g., skills and knowledge) to help Brazil solve its most complicated development challenges? (1-To no degree at all, 10-To a very significant degree)	258	20	7.98	1.86

**B. Overall Attitudes toward the World Bank Group (continued)**

4. When thinking about how the World Bank Group can have the most impact on development results in Brazil, in which sectors do you believe the World Bank Group should focus most of its resources (financial and knowledge services) in Brazil? (Choose no more than THREE)	Percentage of Respondents (Responses Combined; N=273)
Education	37.0%
Water and sanitation	25.6%
Public sector governance/reform (i.e., government effectiveness, public financial management, public expenditure, fiscal system reform, fiscal adjustment, pension reform)	25.3%
Poverty reduction	22.0%
Economic growth	19.8%
Urban development	13.2%
Environmental sustainability	12.8%
Regulatory framework	12.5%
Job creation/employment	12.5%
Equality of opportunity (i.e., social inclusion)	10.6%
Health	9.2%
Transport (e.g., roads, bridges, transportation)	9.2%
Natural resource management (renewable/non-renewable)	8.8%
Climate change (e.g., mitigation, adaptation)	7.7%
Private sector development	7.3%
Crime and violence	7.0%
Agriculture and rural development	7.0%
Welfare of vulnerable population (afrodescendants, indigenous, quilombolas, and other traditional communities)	7.0%
Anti-corruption	6.6%
Energy	5.9%
Global/regional integration	4.4%
Foreign direct investment	4.0%
Information and communications technology	4.0%
Social protection (e.g., pensions, targeted social assistance)	3.3%
Trade and exports	3.3%
Financial markets	2.6%
Disaster risk management	2.6%
Gender equity (closing the gap between women and men, and boys and girls)	1.8%
Law and justice (e.g., judicial system)	1.5%
Communicable/non-communicable diseases	0.0%

**B. Overall Attitudes toward the World Bank Group (continued)**

5. When thinking about the World Bank Group's role, which activity do you believe is of greatest VALUE and which activity is of second greatest value in Brazil?	Percentage of Respondents (N=267)		
	Greatest Value	Second Greatest Value	Combined
Financial resources	24.7%	12.9%	37.6%
Capacity development related to World Bank Group supported projects	14.6%	18.9%	33.5%
Policy advice, studies, analyses	19.9%	13.3%	33.1%
Implementation support	5.6%	15.9%	21.5%
Promoting knowledge sharing	6.7%	9.1%	15.8%
Technical assistance	7.9%	7.6%	15.4%
Mobilizing third party financial resources	7.5%	6.8%	14.3%
Data and statistics	5.2%	4.5%	9.8%
Bringing together different groups of stakeholders	3.4%	3.8%	7.2%
Reaching out to general public and advocating for reforms	2.6%	4.2%	6.8%
Donor coordination	0.7%	2.3%	3.0%
Other	1.1%	0.8%	1.9%

6. Which of the following do you identify as the World Bank Group's greatest WEAKNESSES in its work in Brazil? (Choose no more than TWO)	Percentage of Respondents (Responses Combined; N=267)
World Bank Group's processes too slow and complex	31.1%
Not enough public disclosure of its work	21.7%
Don't know	14.6%
Not adequately sensitive to political/social realities in Brazil	13.9%
Not willing to honestly criticize policies and reform efforts in the country	12.4%
Not adequately flexible	12.4%
Too influenced by developed countries	11.2%
Not aligned with country priorities	7.9%
Not sufficiently focused on sustainable results	6.0%
Arrogant in its approach	5.6%
Not collaborating enough with private sector	4.9%
Not collaborating enough with civil society (e.g., NGOs, CBOs)	4.9%
Other	4.5%
Not client focused	3.0%
Inadequate World Bank Group's staffing in Brazil	1.9%
Staff too inaccessible	1.9%
Not collaborating enough with partners such as bilaterals, multilaterals, trust funds, UN	1.5%

7. To what extent do you believe that the World Bank Group's work and support help the poorest in Brazil? (Select only ONE response)	Percentage of Respondents (N=261)
To a fully sufficient degree	5.4%
To a somewhat sufficient degree	35.6%
To a somewhat insufficient degree	31.4%
To a very insufficient degree	15.7%
Don't know	11.9%

**B. Overall Attitudes toward the World Bank Group (continued)**

8. From your perspective, which of the following best describes the World Bank Group's current emphasis on investing in human capital (e.g., education, health, social protection)?	Percentage of Respondents (N=259)
Increased its emphasis recently	16.2%
Decreased its emphasis recently	15.4%
Emphasis has remained pretty consistent over time	26.6%
Don't know	41.7%

9. In addition to the regular relations with the national government, which TWO of the following groups should the World Bank Group collaborate with more in your country? (Choose no more than TWO)	Percentage of Respondents (Responses Combined; N=259)
Local government	51.0%
Academia/think tanks/research institutes	30.9%
Private sector	23.2%
NGOs/Community Based Organizations	22.8%
Beneficiaries	14.7%
Parliament	13.9%
Foundations	12.4%
Youth/university groups	7.3%
Donor community	5.0%
Media	3.9%
Other	3.9%
Don't know	1.9%

To what extent do you agree with the following statements about the World Bank Group's work in Brazil? (1-Strongly disagree, 10-Strongly agree)	Level of Agreement			
	N	DK	Mean	SD
10. Overall the World Bank Group currently plays a relevant role in development in Brazil*	249	13	6.55	2.22
11. The World Bank Group's work is aligned with what I consider the development priorities for Brazil*	244	18	6.65	2.17

To what extent is the World Bank Group an effective development partner in Brazil, in terms of each of the following? (1-To no degree at all, 10-To a very significant degree)	Degree			
	N	DK	Mean	SD
12. Responsiveness to needs*	206	33	6.29	2.05
13. Flexibility (in terms of the institution's products and services)*	206	35	5.72	2.04
14. Flexibility (in terms of changing country circumstances)*	199	39	5.83	2.10
15. Being inclusive*	199	39	6.65	2.29
16. Openness (sharing data and other information)*	216	21	7.19	2.06
17. Collaboration with the Government*	211	26	7.41	1.87
18. The speed in which it gets things accomplished on the ground*	213	27	5.55	2.13
19. Helping to bring discipline/effective supervision to implementation of investment projects*	212	26	7.08	1.98
20. Collaboration with civil society*	201	37	6.37	2.09
21. Staff accessibility*	194	41	7.06	2.11
22. Collaboration with other donors and development partners*	172	64	6.67	2.06
23. Collaboration with the private sector*	165	69	6.44	1.94
24. Straightforwardness and honesty*	214	23	7.71	2.16
25. Treating clients and stakeholders in Brazil with respect*	209	28	8.06	1.97
26. Being a long-term partner*	216	23	8.05	2.01

**B. Overall Attitudes toward the World Bank Group (continued)**

27. Which World Bank Group's instruments do you believe are the MOST effective in reducing poverty in Brazil? (Choose no more than TWO)	Percentage of Respondents (Responses Combined; N=248)
Investment lending (financing specific projects)	44.8%
Technical assistance (advice, best practice, international experience, etc.)	43.5%
Capacity development	25.4%
Policy based lending/budget support to the Government	21.8%
Knowledge products/services (analytical work, studies, surveys, etc.)	21.4%
Multi-sectoral approaches	21.4%
Trust Fund management	5.6%
Other	1.6%
Don't know	1.2%

C. World Bank Group's Effectiveness and Results

1. How EFFECTIVE do you believe the World Bank Group is in terms of the work it does in the following areas of development in Brazil? (1-Not effective at all, 10-Very effective)	Effectiveness			
	N	DK	Mean	SD
1. Social protection (e.g., pensions, targeted social assistance)	91	136	5.59	2.14
2. Gender equity (closing the gap between women and men, and boys and girls)	115	114	6.53	2.24
3. Private sector development	114	109	6.12	1.85
4. Education	150	78	6.53	2.02
5. Public sector governance/reform (i.e., government effectiveness, public financial management, public expenditure, fiscal system reform)	161	66	6.94	1.87
6. Global/regional integration	141	86	6.85	2.06
7. Welfare of vulnerable population (afrodescendants, indigenous, quilombolas, and other traditional communities)	122	105	6.55	2.34
8. Urban development	152	74	7.02	1.94
9. Energy	116	108	6.67	2.06
10. Water and sanitation	156	70	7.25	2.12
11. Regulatory framework	130	94	6.76	2.12
12. Job creation/employment	125	99	6.03	2.39
13. Health	118	105	6.53	2.30
14. Financial markets	92	128	6.12	2.22
15. Transport (e.g., roads, bridges, transportation)	127	95	6.65	2.30
16. Agriculture and rural development	122	102	6.79	2.20
17. Trade and exports	94	126	6.18	2.11
18. Crime and violence	82	136	5.40	2.31
19. Natural resource management (renewable/non-renewable)	136	88	6.99	2.44
20. Climate change (e.g., mitigation, adaptation)	139	85	7.12	2.23
21. Poverty reduction	145	77	6.76	2.39
22. Anti-corruption	96	126	5.91	2.66
23. Law and justice (e.g., judicial system)	81	140	5.32	2.54
24. Economic growth	145	78	6.59	2.21
25. Disaster risk management	94	128	5.98	2.59
26. Equality of opportunity (i.e., social inclusion)	128	97	6.66	2.38
27. Communicable/non-communicable diseases	79	141	6.11	2.55
28. Information and communications technology	93	129	6.54	2.39
29. Foreign direct investment	96	125	6.34	2.23
30. Environmental sustainability	141	82	7.29	2.26

**C. World Bank Group's Effectiveness and Results (continued)**

Achieving Development Results	N	DK	Mean	SD
2. To what extent does the World Bank Group's work help to achieve development results in Brazil?* (1-To no degree at all, 10-To a very significant degree)	234	10	6.71	2.01

Influencing the Development Agenda	N	DK	Mean	SD
3. To what extent does the World Bank Group influence the development agenda in Brazil?* (1-To no degree at all, 10-To a very significant degree)	227	16	6.57	1.94

To what extent do you agree with the following statements about the World Bank Group in Brazil? (1-Strongly disagree, 10-Strongly agree)	N	DK	Mean	SD
4. The World Bank Group's financial instruments (i.e., investment lending, Development Policy Loan, Trust Funds, Program-for-Results, etc.) meet the needs of Brazil*	218	26	5.97	2.25
5. The World Bank Group meets Brazil's needs for knowledge services (e.g., research, analysis, data, technical assistance)*	221	21	6.96	1.94

D. The World Bank Group's Knowledge Work and Activities

1. How frequently do you consult World Bank Group's knowledge work and activities in the work you do?	Percentage of Respondents (N=238)
Weekly	7.1%
Monthly	17.6%
A few times a year	50.4%
Rarely	20.6%
Never	4.2%

In Brazil, to what extent do you believe that the World Bank Group's knowledge work and activities: (1-To no degree at all, 10-To a very significant degree)	Degree			
	N	DK	Mean	SD
2. Are timely	177	54	6.86	2.03
3. Include appropriate level of stakeholder involvement during preparation	173	57	6.99	2.02
4. Lead to practical solutions	191	37	6.47	2.19
5. Are source of relevant information on global good practices	204	27	7.87	1.73
6. Are adequately disseminated	198	31	6.29	2.08
7. Are translated enough into local language	187	40	7.45	2.24
8. Are adaptable to Brazil's specific development challenges and country circumstances*	192	36	6.97	2.08
9. Are accessible (well written and easy to understand)	200	29	7.62	2.12

Overall Evaluations	N	DK	Mean	SD
10. Overall, how significant a contribution do you believe the World Bank Group's knowledge work and activities make to development results in your country?* (1-Not significant at all, 10-Very significant)	217	16	7.13	1.94
11. Overall, how would you rate the technical quality of the World Bank Group's knowledge work and activities?* (1-Very low technical quality, 10-Very high technical quality)	217	17	7.88	1.57

**E. Working with the World Bank Group**

To what extent do you agree/disagree with the following statements? (1-Strongly disagree, 10-Strongly agree)	Level of Agreement			
	N	DK	Mean	SD
1. The World Bank Group disburses funds promptly	159	66	6.47	2.36
2. The World Bank Group effectively monitors and evaluates the projects and programs it supports	186	39	7.56	1.91
3. The World Bank Group's approvals and reviews are done in a timely fashion	160	63	6.82	2.06
4. The World Bank Group's Environmental and Social Framework requirements are reasonable	148	76	6.95	2.19
5. The World Bank Group's conditions on its lending are reasonable	155	69	7.06	1.92
6. The World Bank Group takes decisions quickly in Brazil*	163	61	6.09	2.36
7. Working with the World Bank Group increases Brazil's institutional capacity	194	29	8.03	1.99
8. Where country systems (e.g., procurement, financial management, etc.) are adequate, the World Bank Group makes appropriate use of them*	142	83	7.36	2.09
9. The World Bank Group provides effective implementation support (i.e., supervision of projects)	176	50	7.64	1.97

Private Public Partnerships	N	DK	Mean	SD
10. To what extent do you believe that the World Bank Group's work helps to find solutions that promote private public partnerships in Brazil? (1-To no degree at all, 10-To a very significant degree)	184	44	7.07	1.98

11. Which of the following best describes the World Bank Group's support in Brazil? (Select only one response)	Percentage of Respondents (N=231)
The World Bank Group is sufficiently selective and focuses on the most important development challenges in Brazil	48.9%
The World Bank Group is not sufficiently selective in Brazil, and it is involved in too many areas of development.	19.9%
Don't know	31.2%

F. The Future Role of the World Bank Group in Brazil

1. Which of the following SHOULD the World Bank Group do to make itself of greater value in Brazil? (Choose no more than TWO)	Percentage of Respondents (Responses Combined; N=230)
Increase the level of capacity development in the country	26.1%
Reduce the complexity of obtaining World Bank Group financing	21.3%
Collaborate more effectively with Government clients (e.g., national, state, local)	19.1%
Engage more effectively with civil society (e.g., NGOs, CBOs)	15.2%
Offer more innovative knowledge services	15.2%
Help to bring discipline/effective supervision to implementation of World Bank Group projects	14.8%
Offer more innovative financial products	13.9%
Provide more adequate data/knowledge/statistics/figures on Brazil's economy	12.6%
Engage more directly with beneficiaries	11.7%
Work faster	11.3%
Engage more effectively with private sector	8.3%
Improve the quality of its experts as related to Brazil's specific challenges	5.2%
Engage more effectively with partners such as bilaterals, multilaterals, trust funds, UN	4.8%
Ensure greater selectivity in its work	4.8%
Other	1.7%

**F. The Future Role of the World Bank Group in Brazil (continued)**

2. When considering the combination of services that the World Bank Group offers in Brazil, and taking into account its limited level of resources, which ONE of the following do you believe the World Bank Group should offer more of in Brazil? (Select only ONE response)	Percentage of Respondents (N=232)
Financial services	30.6%
Knowledge products	28.4%
Convening services	7.3%
None of the above	2.2%
The combination is appropriate for Brazil	12.1%
Reaching out to general public and advocating for reforms	11.2%
Don't know	8.2%

G. Communication and Information Sharing

1. How frequently do you interact with the World Bank Group now in Brazil?	Percentage of Respondents (N=236)
Never	10.2%
Less than once a year	8.9%
Once a year to a few times a year	40.3%
Less than once a month	13.1%
At least once a month	18.6%
At least once a week	8.9%

2. How do you get most of your information about economic and social development issues in Brazil? (Choose no more than TWO)	Percentage of Respondents (Responses Combined; N=236)
Internet	67.8%
Local newspapers	37.7%
Periodicals	22.9%
Social media (e.g., blogs, Facebook, Twitter, YouTube, Flickr)	22.5%
Local television	14.4%
International newspapers	8.1%
Other	6.8%
Local radio	3.0%
International television	1.3%
International radio	0.0%

3. How would you prefer to receive information from the World Bank Group? (Choose no more than TWO)	Percentage of Respondents (Responses Combined; N=234)
World Bank Group's seminars/workshops/conferences	39.7%
e-Newsletters	32.9%
World Bank Group's publications and other written materials	29.9%
World Bank Group's website	28.6%
Social media (e.g., blogs, Facebook, Twitter, YouTube, Flickr)	26.1%
Direct contact with World Bank Group (i.e., face to face meetings/discussions)	23.9%

4. Which Internet connection do you use primarily when visiting a World Bank Group website?	Percentage of Respondents (N=226)
High speed/WiFi	97.8%
Dial-up	2.2%

**G. Communication and Information Sharing (continued)**

5. Over the past SIX MONTHS, on average how often did you do any of the following related to the World Bank Group (WBG)?	Percentage of Respondents			
	Every few days	Every few weeks	Every few months	Not at all
Read, viewed or heard a story about the WBG in local media (newspaper, magazine, TV, radio) N=219	3.2%	12.3%	56.6%	27.9%
Read, viewed or heard a story about the WBG in global media (newspaper, magazine, TV, radio) N=216	3.2%	10.2%	60.6%	25.9%
Interacted with the WBG on Social Media (e.g. read a post or tweet, liked, commented, shared, retweeted) N=216	2.8%	8.8%	26.9%	61.6%
Visited a WBG website (e.g. read a blog, used data) N=214	4.2%	15.9%	54.7%	25.2%
Attended an event/conference hosted by the WBG N=213	0.5%	3.3%	44.6%	51.6%
Watched a webinar or online event hosted by the WBG N=212	1.4%	2.8%	24.1%	71.7%
Read some or all of a WBG research paper or publication N=211	1.4%	16.1%	57.3%	25.1%
Met professionally with WBG staff N=217	1.4%	8.3%	54.8%	35.5%
Read a WBG e-newsletter N=217	1.4%	7.8%	46.5%	44.2%

6. Have you requested information from the World Bank Group on its activities in the past year?	Percentage of Respondents (N=219)
Yes	42.0%
No	58.0%

7. Were you able to obtain this information?	Percentage of Respondents (N=102)
Yes	95.1%
No	4.9%

**H. Background Information**

1. Which of the following best describes your current affiliation? (Select only ONE response)	Percentage of Respondents (N=294)
Local Government Office or Staff	15.0%
Employee of a Ministry, Ministerial Department or Implementation Agency	11.9%
NGO/Community Based Organization	11.6%
Academia/Research Institute/Think Tank	9.9%
PMU overseeing implementation of project/ Consultant/Contractor working on World Bank Group supported project/program	9.2%
Private Sector Organization	7.1%
Independent Government Institution (i.e., Regulatory Agency, Central Bank/oversight institution)	6.5%
Financial Sector/Private Bank	5.8%
Media (press, radio, TV, web, etc.)	5.4%
Office of Parliamentarian	5.1%
Private Foundation	2.4%
Office of Minister	2.0%
Bilateral Agency	2.0%
Multilateral Agency	1.7%
Judiciary Branch	1.7%
Other	1.7%
Faith-Based Group	0.7%
Office of the President, Prime Minister	0.3%
Trade Union	0.0%
Youth Group	0.0%

2. Please identify the primary specialization of your work. (Select only ONE response)	Percentage of Respondents (N=292)
Generalist (specialized in multiple sectors)	13.7%
Water	11.6%
Macroeconomics and fiscal management	9.6%
Environment and natural resources	8.9%
Finance and markets	8.2%
Urban, rural, and social development	7.5%
Education	6.2%
Health, nutrition, and population	5.5%
Governance	4.8%
Other	4.5%
Public-private partnerships	4.1%
Agriculture	3.8%
Social protection and labor	2.1%
Trade and competitiveness	2.1%
Fragility, conflict and violence	1.7%
Transport and ICT	1.7%
Poverty	1.7%
Energy and extractives	1.4%
Climate change	0.7%
Gender	0.3%
Jobs	0.0%

**H. Background Information (continued)**

3. Currently, do you professionally collaborate/work with the World Bank Group (IBRD, IFC, MIGA, ICSID) in your country?	Percentage of Respondents (N=293)
Yes	32.1%
No	67.9%

4. If yes, which of the following agencies of the World Bank Group do you primarily collaborate/work with in Brazil? (Select only ONE response)	Percentage of Respondents (N=94)
The World Bank (IBRD)	89.4%
The International Finance Corporation (IFC)	10.6%
The Multilateral Investment Guarantee Agency (MIGA)	0.0%

5. Do your projects involve both the World Bank and the IFC?	Percentage of Respondents (N=104)
Yes	28.8%
No	71.2%

6. Which of the following describes most of your exposure to the World Bank Group in Brazil? (Choose no more than TWO)	Percentage of Respondents (Responses Combined; N=294)
Engage in World Bank Group related/sponsored events/activities	40.1%
Collaborate as part of my professional duties	37.8%
Use World Bank Group reports/data	35.0%
Use World Bank Group website for information, data, research, etc.	22.4%
Observer (i.e., follow in media, discuss in informal conversations, etc.)	18.4%

7. What's your gender?	Percentage of Respondents (N=296)
Female	30.4%
Male	69.6%

8. What's your age?	Percentage of Respondents (N=297)
25 and under	1.0%
26-35	15.8%
36-45	28.3%
46-55	25.3%
56 and above	29.6%

9. Which best represents your geographic location?	Percentage of Respondents (N=296)
Southeast	32.1%
Center-West	31.1%
Northeast	24.7%
South	7.8%
North	4.4%



Appendix B: Responses to Selected Questions by Stakeholder Groups¹⁸

- Office of Parliamentarian N=15
- Bilateral/Multilateral Agency N=11
- Media N=16
- Other¹⁹ N=17
- Employee of a Ministry/PMU/Consultant on WBG Project N= 62
- Private Sector/Financial Sector/Private Bank N=38
- Independent Government Institution N=19
- Local Government N=44
- CSO N=43
- Academia N=29

A. General Issues facing Brazil

When you think about the future in Brazil, are you ... ?*

Percentage of Respondents	Office of Parliamentarian	Employee of a Ministry/PMU/Consultant on WBG Project	Local Government	Bilateral/Multilateral Agency	Private Sector/Financial Sector/Private Bank	CSO	Media	Independent Government Institution	Academia	Other
Very pessimistic	33.3%	16.1%	18.2%	9.1%	7.9%	32.6%	25.0%	10.5%	34.5%	11.8%
Somewhat pessimistic	26.7%	24.2%	34.1%	27.3%	34.2%	25.6%	56.3%	47.4%	37.9%	11.8%
Somewhat optimistic	13.3%	37.1%	34.1%	36.4%	39.5%	25.6%	12.5%	36.8%	27.6%	52.9%
Very optimistic	6.7%	16.1%	6.8%	27.3%	10.5%	9.3%	0.0%	0.0%	0.0%	17.6%
Not sure	20.0%	6.5%	6.8%	0.0%	7.9%	7.0%	6.3%	5.3%	0.0%	5.9%

*Significantly different between stakeholder groups

¹⁸ Only 294 respondents provided information about their current positions (question H1 in the questionnaire). Therefore, only these respondents were included in the across-stakeholder analysis presented in this appendix.

¹⁹ Includes the following categories: Office of the President, Prime Minister (N=1), Office of Minister (N=6), Judiciary Branch (N=5), and Other (N=5).



A. General Issues facing Brazil (continued)

Listed below are a number of development priorities in Brazil. Please identify which of the following you consider the most important development priorities in Brazil. (Choose no more than THREE)

Percentage of Respondents (Responses combined)	Office of Parliamentarian	Employee of a Ministry/ PMU/Consultant on WBG Project	Local Government	Bilateral/ Multilateral Agency	Private Sector/ Financial Sector/ Private Bank	CSO	Media	Independent Government Institution	Academia	Other
Urban development*	33.3%	6.5%	15.9%	9.1%	2.6%	4.8%	6.3%	0.0%	3.4%	5.9%
Energy	6.7%	1.6%	0.0%	0.0%	5.3%	0.0%	0.0%	0.0%	6.9%	11.8%
Water and sanitation	6.7%	19.4%	15.9%	27.3%	10.5%	21.4%	0.0%	21.1%	17.2%	0.0%
Regulatory framework	26.7%	3.2%	6.8%	0.0%	15.8%	2.4%	6.3%	10.5%	6.9%	11.8%
Private sector development	6.7%	12.9%	4.5%	0.0%	10.5%	2.4%	6.3%	0.0%	0.0%	0.0%
Education	46.7%	48.4%	63.6%	45.5%	31.6%	33.3%	62.5%	52.6%	44.8%	58.8%
Public sector governance/reform	26.7%	41.9%	36.4%	27.3%	52.6%	38.1%	25.0%	26.3%	44.8%	52.9%
Financial markets	6.7%	1.6%	0.0%	0.0%	2.6%	0.0%	0.0%	0.0%	0.0%	0.0%
Social protection	6.7%	1.6%	4.5%	0.0%	2.6%	7.1%	0.0%	0.0%	17.2%	5.9%
Gender equity (closing the gap between women and men, and boys and girls)	0.0%	1.6%	0.0%	0.0%	7.9%	4.8%	0.0%	0.0%	0.0%	5.9%
Global/regional integration*	0.0%	1.6%	0.0%	18.2%	0.0%	0.0%	0.0%	0.0%	3.4%	11.8%
Welfare of vulnerable population*	0.0%	3.2%	6.8%	9.1%	2.6%	16.7%	0.0%	0.0%	0.0%	5.9%
Job creation/employment	20.0%	22.6%	15.9%	18.2%	7.9%	14.3%	6.3%	10.5%	24.1%	17.6%
Health	13.3%	6.5%	15.9%	0.0%	7.9%	16.7%	12.5%	26.3%	6.9%	5.9%
Transport*	13.3%	0.0%	15.9%	0.0%	5.3%	0.0%	6.3%	5.3%	6.9%	0.0%
Law and justice	0.0%	3.2%	6.8%	0.0%	10.5%	2.4%	6.3%	5.3%	13.8%	0.0%
Economic growth*	6.7%	37.1%	18.2%	36.4%	47.4%	16.7%	18.8%	42.1%	27.6%	23.5%
Disaster risk management	0.0%	0.0%	0.0%	0.0%	2.6%	0.0%	0.0%	0.0%	3.4%	0.0%
Equality of opportunity*	0.0%	11.3%	18.2%	27.3%	5.3%	19.0%	50.0%	21.1%	24.1%	5.9%
Crime and violence	6.7%	4.8%	6.8%	0.0%	13.2%	9.5%	31.3%	21.1%	10.3%	11.8%
Natural resource management (renewable/non-renewable)	6.7%	6.5%	6.8%	0.0%	0.0%	16.7%	12.5%	0.0%	6.9%	5.9%
Climate change	0.0%	6.5%	2.3%	0.0%	2.6%	9.5%	0.0%	10.5%	0.0%	0.0%
Foreign direct investment	13.3%	1.6%	0.0%	0.0%	7.9%	0.0%	6.3%	0.0%	3.4%	11.8%
Agriculture and rural development*	20.0%	8.1%	2.3%	36.4%	2.6%	2.4%	6.3%	0.0%	0.0%	5.9%
Trade and exports	0.0%	3.2%	2.3%	9.1%	2.6%	0.0%	0.0%	0.0%	3.4%	5.9%
Poverty reduction	20.0%	14.5%	13.6%	18.2%	10.5%	14.3%	25.0%	21.1%	13.8%	17.6%
Anti-corruption	0.0%	12.9%	11.4%	0.0%	21.1%	16.7%	6.3%	15.8%	6.9%	5.9%
Communicable/non-communicable diseases*	6.7%	0.0%	0.0%	0.0%	0.0%	0.0%	0.0%	0.0%	0.0%	0.0%
Information and communications technology	0.0%	1.6%	0.0%	0.0%	0.0%	4.8%	0.0%	5.3%	0.0%	5.9%
Environmental sustainability*	0.0%	9.7%	4.5%	18.2%	5.3%	26.2%	6.3%	0.0%	0.0%	5.9%

*Significantly different between stakeholder groups

**A. General Issues facing Brazil (continued)**

When economic and/or social reform efforts fail or are slow to take place in Brazil, which of the following would you attribute this to? (Choose no more than TWO)

Percentage of Respondents (Responses combined)	Office of Parliamentarian	Employee of a Ministry/ PMU/Consultant on WBG Project	Local Government	Bilateral/ Multilateral Agency	Private Sector/ Financial Sector/ Private Bank	CSO	Media	Independent Government Institution	Academia	Other
Corruption	26.7%	23.3%	17.1%	27.3%	29.7%	42.9%	33.3%	11.1%	13.8%	41.2%
Private sector involvement and/or influence	13.3%	6.7%	7.3%	0.0%	8.1%	14.3%	6.7%	0.0%	6.9%	5.9%
Inadequate regulatory framework	6.7%	11.7%	19.5%	27.3%	18.9%	7.1%	6.7%	11.1%	10.3%	17.6%
Inadequate level of citizen/civil society participation	6.7%	25.0%	22.0%	9.1%	24.3%	23.8%	13.3%	16.7%	20.7%	29.4%
Inadequate level of donor coordination	6.7%	0.0%	0.0%	0.0%	0.0%	2.4%	0.0%	0.0%	0.0%	0.0%
Reforms are not well thought out in light of country challenges	6.7%	25.0%	24.4%	27.3%	27.0%	11.9%	20.0%	33.3%	27.6%	23.5%
Poor coordination within the government*	40.0%	15.0%	9.8%	27.3%	18.9%	0.0%	26.7%	16.7%	20.7%	17.6%
Inadequate level of government accountability	6.7%	10.0%	22.0%	18.2%	2.7%	19.0%	0.0%	11.1%	6.9%	0.0%
Political pressures and obstacles	13.3%	55.0%	46.3%	36.4%	37.8%	38.1%	40.0%	55.6%	65.5%	47.1%
Inadequate level of private sector participation	6.7%	3.3%	0.0%	0.0%	2.7%	2.4%	0.0%	5.6%	0.0%	5.9%
Inadequate level of capacity in the government	26.7%	20.0%	24.4%	27.3%	18.9%	31.0%	33.3%	27.8%	17.2%	5.9%
Other	13.3%	3.3%	4.9%	0.0%	5.4%	2.4%	6.7%	0.0%	6.9%	0.0%

*Significantly different between stakeholder groups

	Office of Parliamentarian			Employee of a Ministry/ PMU/Consultant on WBG Project			Local Government			Bilateral/ Multilateral Agency			Private Sector/ Financial Sector/ Private Bank			CSO			Media			Independent Government Institution			Academia			Other		
	N	Mean	SD	N	Mean	SD	N	Mean	SD	N	Mean	SD	N	Mean	SD	N	Mean	SD	N	Mean	SD	N	Mean	SD	N	Mean	SD	N	Mean	SD
To what extent do you trust each of the following groups to do what is right? - The World Bank Group	12	6.42	1.83	58	7.59	1.72	40	7.53	1.83	11	7.64	1.43	36	6.89	2.46	40	6.68	2.45	15	6.27	2.22	17	7.29	1.72	25	6.68	2.12	14	7.07	1.59

(1-To no degree at all, 10-To a very significant degree)

B. Overall Attitudes toward the World Bank Group

How familiar are you with the work of these organizations in Brazil? (1-Not familiar at all, 10-Extremely familiar)

	Office of Parliamentarian			Employee of a Ministry/ PMU/Consultant on WBG Project			Local Government			Bilateral/ Multilateral Agency			Private Sector/ Financial Sector/ Private Bank			CSO			Media			Independent Government Institution			Academia			Other		
	N	Mean	SD	N	Mean	SD	N	Mean	SD	N	Mean	SD	N	Mean	SD	N	Mean	SD	N	Mean	SD	N	Mean	SD	N	Mean	SD	N	Mean	SD
World Bank Group (WBG)*	14	3.86	2.41	59	7.36	2.06	41	7.12	2.12	11	6.36	2.29	37	6.65	2.20	39	5.74	2.50	14	6.36	2.62	18	6.94	2.24	27	7.04	2.19	15	7.07	2.40
Inter-American Development Bank (IDB/BID)*	14	3.93	2.59	58	6.57	2.22	41	6.59	2.22	10	6.90	1.79	37	6.41	2.07	39	5.28	2.65	14	5.29	2.84	18	6.17	2.12	27	6.70	2.57	15	6.60	2.29
Latin American Development Bank (CAF)*	14	2.57	2.44	58	4.00	2.73	40	4.95	2.66	10	5.60	2.27	37	5.22	2.74	39	3.82	2.34	14	3.43	2.62	18	3.83	2.66	27	5.52	2.59	15	5.60	2.35

*Significantly different between stakeholder groups

**B. Overall Attitudes toward the World Bank Group (continued)**

Overall, please rate your impression of the effectiveness of these organizations in Brazil. (1-Not effective at all, 10-Very effective)

	Office of Parliamentarian			Employee of a Ministry/ PMU/Consultant on WBG Project			Local Government			Bilateral/ Multilateral Agency			Private Sector/ Financial Sector/ Private Bank			CSO			Media			Independent Government Institution			Academia			Other		
	N	Mean	SD	N	Mean	SD	N	Mean	SD	N	Mean	SD	N	Mean	SD	N	Mean	SD	N	Mean	SD	N	Mean	SD	N	Mean	SD	N	Mean	SD
World Bank Group (WBG)*	10	5.90	2.18	58	7.91	1.34	38	7.47	1.66	9	7.22	1.09	35	6.66	1.78	36	6.28	2.04	13	6.00	2.24	18	7.22	2.16	23	6.26	2.16	14	7.79	0.89
Inter-American Development Bank (IDB/BID)*	10	6.30	2.06	53	7.15	1.84	38	7.34	1.76	9	7.11	1.17	35	6.49	1.85	33	5.85	1.87	11	6.00	2.00	17	7.12	1.87	22	6.27	1.86	14	8.00	1.30
Latin American Development Bank (CAF)	6	5.83	2.56	31	5.45	2.39	23	6.57	2.25	8	6.38	2.07	30	5.43	1.96	24	5.00	1.96	9	4.67	1.66	10	5.30	2.11	20	5.10	2.29	8	5.75	1.67

*Significantly different between stakeholder groups

**B. Overall Attitudes toward the World Bank Group (continued)**

When thinking about how the World Bank Group can have the most impact on development results in Brazil, in which sectors do you believe the World Bank Group should focus most of its resources (financial and knowledge services) in Brazil? (Choose no more than THREE)

Percentage of Respondents (Responses combined)	Office of Parliamentarian	Employee of a Ministry/ PMU/Consultant on WBG Project	Local Government	Bilateral/ Multilateral Agency	Private Sector/ Financial Sector/ Private Bank	CSO	Media	Independent Government Institution	Academia	Other
Private sector development*	28.6%	6.8%	7.3%	0.0%	8.6%	0.0%	15.4%	5.9%	0.0%	13.3%
Education	35.7%	37.3%	51.2%	50.0%	40.0%	30.8%	15.4%	35.3%	33.3%	26.7%
Climate change	0.0%	6.8%	2.4%	0.0%	5.7%	15.4%	7.7%	17.6%	14.8%	0.0%
Urban development	21.4%	15.3%	19.5%	10.0%	5.7%	5.1%	23.1%	17.6%	14.8%	6.7%
Law and justice	7.1%	0.0%	2.4%	0.0%	5.7%	0.0%	0.0%	0.0%	0.0%	0.0%
Financial markets	14.3%	1.7%	0.0%	10.0%	0.0%	5.1%	0.0%	0.0%	3.7%	0.0%
Social protection	7.1%	1.7%	0.0%	10.0%	0.0%	2.6%	0.0%	11.8%	7.4%	6.7%
Gender equity (closing the gap between women and men, and boys and girls)	0.0%	3.4%	0.0%	10.0%	0.0%	2.6%	0.0%	0.0%	3.7%	0.0%
Energy	21.4%	3.4%	7.3%	10.0%	2.9%	2.6%	0.0%	0.0%	7.4%	20.0%
Water and sanitation	14.3%	33.9%	29.3%	10.0%	22.9%	15.4%	23.1%	23.5%	33.3%	26.7%
Regulatory framework	14.3%	10.2%	4.9%	10.0%	22.9%	5.1%	15.4%	11.8%	18.5%	26.7%
Job creation/employment	14.3%	11.9%	19.5%	10.0%	14.3%	10.3%	15.4%	11.8%	7.4%	6.7%
Health	0.0%	10.2%	12.2%	0.0%	11.4%	5.1%	7.7%	23.5%	11.1%	0.0%
Public sector governance/reform*	14.3%	27.1%	41.5%	0.0%	28.6%	10.3%	23.1%	29.4%	14.8%	46.7%
Global/regional integration	0.0%	5.1%	4.9%	0.0%	5.7%	0.0%	15.4%	0.0%	3.7%	13.3%
Crime and violence	7.1%	5.1%	4.9%	0.0%	5.7%	10.3%	7.7%	11.8%	11.1%	6.7%
Natural resource management (renewable/non- renewable)	0.0%	10.2%	7.3%	10.0%	5.7%	20.5%	0.0%	0.0%	7.4%	6.7%
Anti-corruption	7.1%	1.7%	2.4%	20.0%	8.6%	10.3%	0.0%	17.6%	3.7%	13.3%
Foreign direct investment	7.1%	3.4%	0.0%	0.0%	11.4%	2.6%	15.4%	0.0%	0.0%	6.7%
Environmental sustainability*	0.0%	13.6%	2.4%	10.0%	11.4%	33.3%	7.7%	11.8%	14.8%	6.7%
Transport	0.0%	11.9%	14.6%	10.0%	11.4%	2.6%	7.7%	5.9%	7.4%	6.7%
Agriculture and rural development	14.3%	8.5%	12.2%	20.0%	5.7%	5.1%	0.0%	0.0%	0.0%	6.7%
Trade and exports*	21.4%	1.7%	0.0%	0.0%	0.0%	2.6%	7.7%	5.9%	7.4%	0.0%
Economic growth	14.3%	25.4%	22.0%	20.0%	25.7%	10.3%	7.7%	17.6%	22.2%	6.7%
Disaster risk management	0.0%	3.4%	0.0%	0.0%	0.0%	2.6%	0.0%	11.8%	7.4%	0.0%
Equality of opportunity*	0.0%	3.4%	4.9%	20.0%	11.4%	20.5%	15.4%	5.9%	25.9%	6.7%
Communicable/non-communicable diseases	0.0%	0.0%	0.0%	0.0%	0.0%	0.0%	0.0%	0.0%	0.0%	0.0%
Information and communications technology	7.1%	6.8%	0.0%	0.0%	2.9%	5.1%	7.7%	5.9%	0.0%	6.7%
Welfare of vulnerable population*	0.0%	1.7%	2.4%	10.0%	2.9%	33.3%	7.7%	5.9%	0.0%	0.0%
Poverty reduction	14.3%	27.1%	22.0%	30.0%	14.3%	25.6%	38.5%	11.8%	11.1%	26.7%

*Significantly different between stakeholder groups

**B. Overall Attitudes toward the World Bank Group (continued)**

From your perspective, which of the following best describes the World Bank Group's current emphasis on investing in human capital (e.g., education, health, social protection)?

Percentage of Respondents	Office of Parliamentarian	Employee of a Ministry/ PMU/Consultant on WBG Project	Local Government	Bilateral/ Multilateral Agency	Private Sector/ Financial Sector/ Private Bank	CSO	Media	Independent Government Institution	Academia	Other
Increased its emphasis recently	30.8%	12.7%	12.8%	10.0%	14.7%	18.9%	15.4%	23.5%	24.0%	
Decreased its emphasis recently	7.7%	10.9%	20.5%	10.0%	14.7%	16.2%	15.4%	17.6%	20.0%	15.4%
Emphasis has remained pretty consistent over time	7.7%	34.5%	30.8%	40.0%	29.4%	16.2%	23.1%	29.4%	16.0%	30.8%
Don't know	53.8%	41.8%	35.9%	40.0%	41.2%	48.6%	46.2%	29.4%	40.0%	53.8%

In addition to the regular relations with the national government, which TWO of the following groups should the World Bank Group collaborate with more in your country?
(Choose no more than TWO)

Percentage of Respondents (Responses combined)	Office of Parliamentarian	Employee of a Ministry/ PMU/Consultant on WBG Project	Local Government	Bilateral/ Multilateral Agency	Private Sector/ Financial Sector/ Private Bank	CSO	Media	Independent Government Institution	Academia	Other
Local government*	69.2%	61.8%	79.5%	30.0%	45.7%	21.6%	23.1%	47.1%	44.0%	50.0%
Donor community*	0.0%	3.6%	2.6%	30.0%	8.6%	5.4%	15.4%	0.0%	0.0%	0.0%
NGOs/Community Based Organizations*	0.0%	21.8%	15.4%	40.0%	11.4%	64.9%	23.1%	23.5%	8.0%	0.0%
Academia/think tanks/research institutes*	15.4%	21.8%	25.6%	10.0%	34.3%	27.0%	30.8%	35.3%	72.0%	41.7%
Beneficiaries	23.1%	14.5%	20.5%	20.0%	5.7%	27.0%	0.0%	11.8%	4.0%	8.3%
Youth/university groups	7.7%	7.3%	7.7%	0.0%	5.7%	16.2%	7.7%	0.0%	8.0%	0.0%
Private sector*	23.1%	20.0%	12.8%	10.0%	48.6%	8.1%	30.8%	29.4%	24.0%	33.3%
Parliament	23.1%	16.4%	12.8%	20.0%	17.1%	5.4%	15.4%	17.6%	8.0%	16.7%
Foundations	15.4%	9.1%	15.4%	10.0%	11.4%	13.5%	15.4%	5.9%	16.0%	16.7%
Media*	0.0%	1.8%	0.0%	0.0%	8.6%	0.0%	38.5%	0.0%	4.0%	0.0%
Other	0.0%	3.6%	0.0%	20.0%	2.9%	8.1%	0.0%	5.9%	0.0%	8.3%
Don't know	0.0%	1.8%	2.6%	0.0%	0.0%	0.0%	0.0%	5.9%	4.0%	8.3%

*Significantly different between stakeholder groups

To what extent do you agree with the following statements about the World Bank Group's work in Brazil? (1-Strongly disagree, 10-Strongly agree)

	Office of Parliamentarian			Employee of a Ministry/ PMU/Consultant on WBG Project			Local Government			Bilateral/ Multilateral Agency			Private Sector/ Financial Sector/ Private Bank			CSO			Media			Independent Government Institution			Academia			Other		
	N	Mean	SD	N	Mean	SD	N	Mean	SD	N	Mean	SD	N	Mean	SD	N	Mean	SD	N	Mean	SD	N	Mean	SD	N	Mean	SD	N	Mean	SD
Overall the World Bank Group currently plays a relevant role in development in Brazil*	12	6.25	2.26	54	6.98	2.01	36	7.25	1.95	9	6.22	1.99	35	6.37	2.52	36	6.61	2.19	13	5.92	2.14	17	7.29	1.90	22	4.95	2.38	12	6.67	1.61
The World Bank Group's work is aligned with what I consider the development priorities for Brazil	11	5.91	2.17	53	7.15	1.95	36	7.11	1.77	9	6.22	2.64	35	6.89	2.19	35	6.31	2.32	11	6.91	1.92	16	6.75	1.77	23	5.65	2.67	12	6.58	2.07

*Significantly different between stakeholder groups



B. Overall Attitudes toward the World Bank Group (continued)

To what extent is the World Bank Group an effective development partner in Brazil, in terms of each of the following? (1-To no degree at all, 10-To a very significant degree)

	Office of Parliamentarian			Employee of a Ministry/ PMU/Consultant on WBG Project			Local Government			Bilateral/ Multilateral Agency			Private Sector/ Financial Sector/ Private Bank			CSO			Media			Independent Government Institution			Academia			Other		
	N	Mean	SD	N	Mean	SD	N	Mean	SD	N	Mean	SD	N	Mean	SD	N	Mean	SD	N	Mean	SD	N	Mean	SD	N	Mean	SD	N	Mean	SD
Responsiveness to needs*	7	5.29	1.80	44	7.25	1.20	33	6.70	1.99	6	5.33	2.16	33	6.18	2.11	28	5.89	2.20	8	4.88	0.83	13	6.46	1.90	19	5.37	2.67	12	6.67	1.83
Flexibility (in terms of the institution's products and services)*	6	5.67	2.07	44	6.50	1.76	35	6.03	1.95	6	4.67	2.07	31	5.42	2.17	30	5.47	2.10	9	4.89	1.27	13	6.38	1.76	17	4.59	2.40	12	6.00	1.54
Flexibility (in terms of changing country circumstances)*	7	4.57	2.07	42	6.69	1.79	33	6.15	1.86	6	5.00	2.45	30	5.47	2.16	28	5.64	2.16	10	5.60	1.43	13	6.31	2.06	16	4.38	2.39	11	6.73	1.68
Being inclusive*	4	6.50	3.11	43	7.67	1.86	33	7.21	1.87	6	4.67	2.42	29	6.03	2.24	30	6.67	2.20	10	6.20	2.04	12	7.00	1.65	18	5.06	2.65	11	7.09	2.07
Openness (sharing data and other information)*	9	7.78	2.49	46	8.20	1.29	32	7.06	2.09	7	6.14	2.19	32	6.25	1.85	31	7.10	2.10	11	7.27	2.05	14	6.79	2.46	20	6.75	2.84	11	7.82	1.08
Collaboration with the Government*	9	7.44	1.51	49	8.14	1.38	34	7.32	2.10	7	8.43	0.98	30	6.57	1.87	26	7.58	1.94	9	7.22	0.97	14	7.43	1.34	19	6.89	2.51	11	7.45	1.21
The speed in which it gets things accomplished on the ground*	9	4.78	2.59	47	6.45	1.65	34	5.88	2.00	6	5.33	2.16	31	4.71	2.15	31	5.52	1.98	9	4.44	1.67	13	6.46	2.50	18	5.00	2.54	12	5.33	1.83
Helping to bring discipline/effective supervision to implementation of investment projects*	9	7.22	1.92	45	7.82	1.32	36	7.31	1.82	6	5.67	2.73	31	6.61	2.19	31	6.97	2.20	10	5.90	1.73	12	6.83	1.85	17	6.59	2.69	12	7.50	1.57
Collaboration with civil society*	10	6.50	1.90	41	7.32	1.65	27	6.41	1.87	6	4.67	2.34	30	5.70	2.10	33	6.30	2.43	10	6.90	1.20	12	6.83	1.85	18	5.44	2.36	11	6.64	1.86
Staff accessibility*	5	7.80	2.77	42	8.29	1.31	32	7.00	2.03	7	5.86	3.34	27	6.70	1.73	27	6.52	2.33	9	7.22	1.39	13	7.15	1.95	18	5.56	2.73	11	7.45	1.63
Collaboration with other donors and development partners*	6	8.67	1.37	33	7.18	1.47	29	6.90	1.93	8	5.63	2.62	26	6.00	2.15	25	6.56	1.85	7	7.14	1.86	11	7.27	2.10	14	5.50	2.71	10	7.20	1.48
Collaboration with the private sector	6	7.83	1.33	28	6.61	1.77	26	6.23	1.84	7	6.71	2.56	28	5.96	1.91	23	6.48	1.81	8	7.00	1.51	10	7.20	1.87	14	5.43	2.38	12	7.25	1.54
Straightforwardness and honesty*	9	7.67	2.18	46	8.85	1.23	35	7.60	2.02	6	7.33	2.73	30	7.27	2.05	31	7.97	2.02	9	6.78	1.99	14	8.21	1.63	19	6.21	2.76	12	7.58	2.50
Treating clients and stakeholders in Brazil with respect	8	8.13	2.10	46	8.85	1.33	36	7.89	2.09	5	7.40	2.88	31	7.45	1.88	29	7.86	2.22	8	7.38	1.77	14	8.93	1.00	17	7.59	2.83	12	8.08	1.83
Being a long-term partner*	9	8.44	2.24	46	8.72	1.33	35	7.89	2.05	7	6.71	2.93	31	7.68	1.90	32	8.25	1.92	10	7.20	1.87	14	8.71	1.14	18	7.33	2.97	11	8.45	1.37

*Significantly different between stakeholder groups

Which World Bank Group's instruments do you believe are the MOST effective in reducing poverty in Brazil? (Choose no more than TWO)

Percentage of Respondents (Responses combined)	Office of Parliamentarian	Employee of a Ministry/ PMU/Consultant on WBG Project	Local Government	Bilateral/ Multilateral Agency	Private Sector/ Financial Sector/ Private Bank	CSO	Media	Independent Government Institution	Academia	Other
Technical assistance*	8.3%	48.1%	52.6%	33.3%	55.9%	31.4%	50.0%	43.8%	52.0%	16.7%
Investment lending	66.7%	44.2%	47.4%	33.3%	32.4%	42.9%	50.0%	50.0%	40.0%	66.7%
Policy based lending/budget support to the Government	16.7%	26.9%	23.7%	11.1%	14.7%	22.9%	16.7%	25.0%	28.0%	8.3%
Trust Fund management	8.3%	1.9%	2.6%	11.1%	11.8%	8.6%	8.3%	6.3%	0.0%	8.3%
Knowledge products/services	8.3%	21.2%	13.2%	11.1%	23.5%	20.0%	25.0%	25.0%	28.0%	50.0%
Capacity development	33.3%	23.1%	34.2%	33.3%	32.4%	22.9%	25.0%	12.5%	16.0%	25.0%
Multi-sectoral approaches	8.3%	26.9%	18.4%	22.2%	23.5%	25.7%	25.0%	31.3%	8.0%	8.3%
Other	0.0%	0.0%	0.0%	11.1%	0.0%	5.7%	0.0%	0.0%	0.0%	0.0%
Don't know	0.0%	0.0%	0.0%	0.0%	0.0%	2.9%	0.0%	0.0%	8.0%	0.0%

*Significantly different between stakeholder groups



C. World Bank Group's Effectiveness and Results

	Office of Parliamentarian			Employee of a Ministry/ PMU/Consultant on WBG Project			Local Government			Bilateral/ Multilateral Agency			Private Sector/ Financial Sector/ Private Bank			CSO			Media			Independent Government Institution			Academia			Other		
	N	Mean	SD	N	Mean	SD	N	Mean	SD	N	Mean	SD	N	Mean	SD	N	Mean	SD	N	Mean	SD	N	Mean	SD	N	Mean	SD	N	Mean	SD
To what extent does the World Bank Group's work help to achieve development results in Brazil?*	10	6.30	2.11	50	7.42	1.37	38	6.84	1.92	9	6.67	1.32	32	6.63	2.12	34	7.00	2.07	12	6.25	1.76	14	7.07	1.82	21	5.14	2.59	11	6.09	2.07

(1-To no degree at all, 10-To a very significant degree) *Significantly different between stakeholder groups

	Office of Parliamentarian			Employee of a Ministry/ PMU/Consultant on WBG Project			Local Government			Bilateral/ Multilateral Agency			Private Sector/ Financial Sector/ Private Bank			CSO			Media			Independent Government Institution			Academia			Other		
	N	Mean	SD	N	Mean	SD	N	Mean	SD	N	Mean	SD	N	Mean	SD	N	Mean	SD	N	Mean	SD	N	Mean	SD	N	Mean	SD	N	Mean	SD
To what extent does the World Bank Group influence the development agenda in Brazil?*	10	6.00	2.49	47	6.91	1.67	37	6.86	1.80	9	5.56	1.67	30	6.40	2.01	32	7.31	1.71	12	5.67	1.72	15	7.47	1.77	21	5.57	2.38	11	6.18	1.54

(1-To no degree at all, 10-To a very significant degree) *Significantly different between stakeholder groups

To what extent do you agree with the following statements about the World Bank Group in Brazil? (1- Strongly disagree, 10- Strongly agree)

	Office of Parliamentarian			Employee of a Ministry/ PMU/Consultant on WBG Project			Local Government			Bilateral/ Multilateral Agency			Private Sector/ Financial Sector/ Private Bank			CSO			Media			Independent Government Institution			Academia			Other		
	N	Mean	SD	N	Mean	SD	N	Mean	SD	N	Mean	SD	N	Mean	SD	N	Mean	SD	N	Mean	SD	N	Mean	SD	N	Mean	SD	N	Mean	SD
The World Bank Group's financial instruments meet the needs of Brazil*	8	4.25	2.05	48	7.08	1.61	36	6.33	2.40	9	5.44	2.40	31	5.45	2.31	31	6.16	2.24	10	5.30	2.21	13	6.08	2.02	19	4.79	2.32	10	5.60	2.01
The World Bank Group meets Brazil's needs for knowledge services*	9	6.56	2.83	47	7.81	1.28	36	7.22	1.73	9	6.11	2.15	31	6.48	1.95	30	7.03	2.08	9	6.78	1.79	15	7.07	1.83	21	5.62	2.22	11	7.91	0.83

*Significantly different between stakeholder groups

D. The World Bank Group's Knowledge Work and Activities

How frequently do you consult World Bank Group's knowledge work and activities in the work you do?

Percentage of Respondents	Office of Parliamentarian	Employee of a Ministry/ PMU/Consultant on WBG Project	Local Government	Bilateral/ Multilateral Agency	Private Sector/ Financial Sector/ Private Bank	CSO	Media	Independent Government Institution	Academia	Other
Weekly	0.0%	10.2%	7.9%	0.0%	10.3%	5.6%	16.7%	0.0%	4.2%	9.1%
Monthly	9.1%	8.2%	15.8%	22.2%	17.2%	11.1%	33.3%	25.0%	33.3%	36.4%
A few times a year	27.3%	53.1%	55.3%	55.6%	48.3%	61.1%	25.0%	43.8%	50.0%	45.5%
Rarely	45.5%	26.5%	21.1%	11.1%	17.2%	13.9%	25.0%	31.3%	12.5%	0.0%
Never	18.2%	2.0%	0.0%	11.1%	6.9%	8.3%	0.0%	0.0%	0.0%	9.1%

**D. The World Bank Group's Knowledge Work and Activities (continued)****In Brazil, to what extent do you believe that the World Bank Group's knowledge work and activities:** (1-To no degree at all, 10-To a very significant degree)

	Office of Parliamentarian			Employee of a Ministry/ PMU/Consultant on WBG Project			Local Government			Bilateral/ Multilateral Agency			Private Sector/ Financial Sector/ Private Bank			CSO			Media			Independent Government Institution			Academia			Other		
	N	Mean	SD	N	Mean	SD	N	Mean	SD	N	Mean	SD	N	Mean	SD	N	Mean	SD	N	Mean	SD	N	Mean	SD	N	Mean	SD	N	Mean	SD
Are adaptable to Brazil's specific development challenges and country circumstances	9	8.11	2.26	42	7.43	1.67	32	6.88	1.91	5	7.40	3.21	28	6.43	2.03	26	6.88	2.10	9	7.11	1.62	13	7.85	1.46	19	5.79	2.84	8	7.00	2.14

	Office of Parliamentarian			Employee of a Ministry/ PMU/Consultant on WBG Project			Local Government			Bilateral/ Multilateral Agency			Private Sector/ Financial Sector/ Private Bank			CSO			Media			Independent Government Institution			Academia			Other		
	N	Mean	SD	N	Mean	SD	N	Mean	SD	N	Mean	SD	N	Mean	SD	N	Mean	SD	N	Mean	SD	N	Mean	SD	N	Mean	SD	N	Mean	SD
Overall, how significant a contribution do you believe the World Bank Group's knowledge work and activities make to development results in your country?	11	7.55	1.75	46	7.59	1.20	34	7.47	1.96	8	6.50	2.62	29	6.97	1.70	31	7.06	2.06	11	6.73	2.41	14	7.93	1.27	21	6.10	2.79	10	6.50	1.43
Overall, how would you rate the technical quality of the World Bank Group's knowledge work and activities?	11	8.55	1.44	45	8.29	1.12	33	7.91	1.59	8	6.88	2.10	28	7.93	1.15	31	7.61	1.54	12	7.67	0.65	15	8.60	1.30	21	7.29	2.65	11	7.55	1.44

(1-Not significant at all, 10-Very significant; 1-Very low technical quality, 10-Very high technical quality)

E. Working with the World Bank Group**To what extent do you agree/disagree with the following statements?** (1- Strongly disagree, 10- Strongly agree)

	Office of Parliamentarian			Employee of a Ministry/ PMU/Consultant on WBG Project			Local Government			Bilateral/ Multilateral Agency			Private Sector/ Financial Sector/ Private Bank			CSO			Media			Independent Government Institution			Academia			Other		
	N	Mean	SD	N	Mean	SD	N	Mean	SD	N	Mean	SD	N	Mean	SD	N	Mean	SD	N	Mean	SD	N	Mean	SD	N	Mean	SD	N	Mean	SD
The World Bank Group takes decisions quickly in Brazil	8	4.88	2.70	41	6.66	2.00	32	6.50	2.50	4	4.75	3.30	22	5.32	2.34	23	5.61	2.46	4	5.25	1.71	10	6.90	1.91	11	5.91	2.63	8	6.63	2.33
Where country systems are adequate, the World Bank Group makes appropriate use of them*	5	4.80	1.79	34	7.62	1.89	29	7.66	1.99	4	3.00	0.82	19	7.47	1.84	24	8.00	1.62	3	6.00	1.00	9	7.78	0.67	7	6.71	3.20	6	7.83	1.60

*Significantly different between stakeholder groups

	Office of Parliamentarian			Employee of a Ministry/ PMU/Consultant on WBG Project			Local Government			Bilateral/ Multilateral Agency			Private Sector/ Financial Sector/ Private Bank			CSO			Media			Independent Government Institution			Academia			Other		
	N	Mean	SD	N	Mean	SD	N	Mean	SD	N	Mean	SD	N	Mean	SD	N	Mean	SD	N	Mean	SD	N	Mean	SD	N	Mean	SD	N	Mean	SD
To what extent do you believe that the World Bank Group's work helps to find solutions that promote private public partnerships in Brazil?*	10	6.40	2.37	37	7.78	1.25	28	7.61	1.45	5	6.00	2.35	28	6.71	2.24	31	7.16	2.02	8	6.38	1.69	10	7.30	1.34	16	5.75	2.89	9	7.67	1.22

(1-To no degree at all, 10-To a very significant degree) *Significantly different between stakeholder groups

**E. Working with the World Bank Group (continued)**

Which of the following best describes the World Bank Group's support in Brazil? * (Select only one response)

Percentage of Respondents	Office of Parliamentarian	Employee of a Ministry/ PMU/Consultant on WBG Project	Local Government	Bilateral/ Multilateral Agency	Private Sector/ Financial Sector/ Private Bank	CSO	Media	Independent Government Institution	Academia	Other
The World Bank Group is sufficiently selective and focuses on the most important development challenges in Brazil	36.4%	62.5%	66.7%	28.6%	43.3%	47.2%	8.3%	62.5%	27.3%	40.0%
The World Bank Group is not sufficiently selective in Brazil, and it is involved in too many areas of development.	9.1%	4.2%	19.4%	28.6%	26.7%	16.7%	33.3%	12.5%	40.9%	40.0%
Don't know	54.5%	33.3%	13.9%	42.9%	30.0%	36.1%	58.3%	25.0%	31.8%	20.0%

*Significantly different between stakeholder groups

F. The Future Role of the World Bank Group in Brazil

Which of the following SHOULD the World Bank Group do to make itself of greater value in Brazil? (Choose no more than TWO)

Percentage of Respondents (Responses combined)	Office of Parliamentarian	Employee of a Ministry/ PMU/Consultant on WBG Project	Local Government	Bilateral/ Multilateral Agency	Private Sector/ Financial Sector/ Private Bank	CSO	Media	Independent Government Institution	Academia	Other
Engage more effectively with partners such as bilaterals, multilaterals, trust funds, UN*	0.0%	0.0%	7.9%	37.5%	3.3%	2.8%	0.0%	0.0%	0.0%	25.0%
Offer more innovative financial products	10.0%	14.6%	18.4%	25.0%	10.0%	2.8%	16.7%	26.7%	9.1%	37.5%
Ensure greater selectivity in its work	0.0%	6.3%	5.3%	12.5%	0.0%	8.3%	8.3%	0.0%	0.0%	12.5%
Provide more adequate data/knowledge/statistics/figures on Brazil's economy*	20.0%	10.4%	2.6%	0.0%	16.7%	5.6%	41.7%	13.3%	22.7%	0.0%
Collaborate more effectively with Government clients	30.0%	20.8%	31.6%	12.5%	13.3%	0.0%	25.0%	33.3%	18.2%	25.0%
Work faster	10.0%	14.6%	2.6%	12.5%	23.3%	16.7%	0.0%	0.0%	9.1%	12.5%
Reduce the complexity of obtaining World Bank Group financing*	30.0%	37.5%	31.6%	0.0%	20.0%	13.9%	16.7%	0.0%	4.5%	25.0%
Help to bring discipline/effective supervision to implementation of World Bank Group projects	0.0%	14.6%	15.8%	12.5%	6.7%	19.4%	25.0%	20.0%	18.2%	12.5%
Engage more effectively with civil society*	0.0%	8.3%	7.9%	25.0%	16.7%	47.2%	8.3%	13.3%	4.5%	0.0%
Increase the level of capacity development in the country	20.0%	37.5%	31.6%	12.5%	26.7%	11.1%	16.7%	40.0%	22.7%	12.5%
Offer more innovative knowledge services	10.0%	8.3%	21.1%	25.0%	16.7%	16.7%	0.0%	20.0%	18.2%	25.0%
Engage more directly with beneficiaries*	0.0%	4.2%	5.3%	0.0%	3.3%	27.8%	8.3%	20.0%	36.4%	0.0%
Improve the quality of its experts as related to Brazil's specific challenges	0.0%	4.2%	2.6%	0.0%	6.7%	11.1%	0.0%	0.0%	13.6%	0.0%
Engage more effectively with private sector*	0.0%	4.2%	2.6%	0.0%	33.3%	0.0%	25.0%	6.7%	4.5%	12.5%
Other	0.0%	2.1%	0.0%	0.0%	0.0%	2.8%	8.3%	0.0%	0.0%	0.0%

*Significantly different between stakeholder groups



G. Communication and Information Sharing

How frequently do you interact with the World Bank Group now in Brazil?*

Percentage of Respondents	Office of Parliamentarian	Employee of a Ministry/ PMU/Consultant on WBG Project	Local Government	Bilateral/ Multilateral Agency	Private Sector/ Financial Sector/ Private Bank	CSO	Media	Independent Government Institution	Academia	Other
Never	36.4%	2.0%	10.5%	14.3%	6.5%	16.7%	16.7%	6.3%	4.5%	9.1%
Less than once a year	9.1%	2.0%	7.9%	14.3%	12.9%	8.3%	16.7%	6.3%	18.2%	9.1%
Once a year to a few times a year	45.5%	20.4%	44.7%	57.1%	35.5%	44.4%	58.3%	50.0%	63.6%	27.3%
Less than once a month	9.1%	14.3%	5.3%	14.3%	16.1%	13.9%	0.0%	37.5%	4.5%	18.2%
At least once a month	0.0%	28.6%	23.7%	0.0%	25.8%	13.9%	8.3%	0.0%	9.1%	36.4%
At least once a week	0.0%	32.7%	7.9%	0.0%	3.2%	2.8%	0.0%	0.0%	0.0%	0.0%

*Significantly different between stakeholder groups

How do you get most of your information about economic and social development issues in Brazil? (Choose no more than TWO)

Percentage of Respondents (Responses combined)	Office of Parliamentarian	Employee of a Ministry/ PMU/Consultant on WBG Project	Local Government	Bilateral/ Multilateral Agency	Private Sector/ Financial Sector/ Private Bank	CSO	Media	Independent Government Institution	Academia	Other
Local television*	36.4%	26.5%	18.4%	0.0%	6.5%	5.6%	0.0%	12.5%	4.5%	18.2%
Internet	72.7%	75.5%	68.4%	85.7%	61.3%	69.4%	50.0%	68.8%	59.1%	63.6%
Periodicals	0.0%	22.4%	21.1%	42.9%	22.6%	19.4%	16.7%	18.8%	40.9%	27.3%
International radio	0.0%	0.0%	0.0%	0.0%	0.0%	0.0%	0.0%	0.0%	0.0%	0.0%
Social media*	27.3%	24.5%	21.1%	14.3%	16.1%	41.7%	25.0%	31.3%	4.5%	0.0%
International newspapers	0.0%	8.2%	2.6%	0.0%	6.5%	8.3%	8.3%	12.5%	9.1%	27.3%
International television	9.1%	0.0%	0.0%	0.0%	3.2%	0.0%	0.0%	0.0%	4.5%	0.0%
Local newspapers*	18.2%	24.5%	44.7%	42.9%	61.3%	27.8%	58.3%	31.3%	40.9%	36.4%
Local radio	0.0%	2.0%	5.3%	14.3%	6.5%	2.8%	0.0%	0.0%	0.0%	0.0%
Other	0.0%	8.2%	2.6%	0.0%	9.7%	8.3%	8.3%	6.3%	9.1%	9.1%

*Significantly different between stakeholder groups

How would you prefer to receive information from the World Bank Group? (Choose no more than TWO)

Percentage of Respondents (Responses combined)	Office of Parliamentarian	Employee of a Ministry/ PMU/Consultant on WBG Project	Local Government	Bilateral/ Multilateral Agency	Private Sector/ Financial Sector/ Private Bank	CSO	Media	Independent Government Institution	Academia	Other
World Bank Group's website	36.4%	25.0%	23.7%	14.3%	29.0%	27.8%	25.0%	26.7%	36.4%	36.4%
Social media	63.6%	20.8%	31.6%	14.3%	29.0%	27.8%	16.7%	6.7%	22.7%	36.4%
World Bank Group's publications and other written materials	9.1%	31.3%	26.3%	71.4%	29.0%	19.4%	33.3%	40.0%	45.5%	18.2%
e-Newsletters	27.3%	43.8%	36.8%	14.3%	35.5%	22.2%	58.3%	33.3%	18.2%	27.3%
World Bank Group's seminars/workshops/conferences*	0.0%	39.6%	47.4%	14.3%	45.2%	52.8%	41.7%	60.0%	22.7%	27.3%
Direct contact with World Bank Group	0.0%	20.8%	13.2%	42.9%	25.8%	36.1%	8.3%	26.7%	27.3%	45.5%

*Significantly different between stakeholder groups

**G. Communication and Information Sharing (continued)**

Which Internet connection do you use primarily when visiting a World Bank Group website?

Percentage of Respondents	Office of Parliamentarian	Employee of a Ministry/ PMU/Consultant on WBG Project	Local Government	Bilateral/ Multilateral Agency	Private Sector/ Financial Sector/ Private Bank	CSO	Media	Independent Government Institution	Academia	Other
High speed/WiFi	100.0%	97.9%	100.0%	100.0%	100.0%	88.9%	100.0%	100.0%	100.0%	100.0%
Dial-up	0.0%	2.1%	0.0%	0.0%	0.0%	11.1%	0.0%	0.0%	0.0%	0.0%

Have you requested information from the World Bank Group on its activities in the past year?*

Percentage of Respondents	Office of Parliamentarian	Employee of a Ministry/ PMU/Consultant on WBG Project	Local Government	Bilateral/ Multilateral Agency	Private Sector/ Financial Sector/ Private Bank	CSO	Media	Independent Government Institution	Academia	Other
Yes	0.0%	66.0%	45.9%	16.7%	39.3%	31.3%	45.5%	42.9%	23.8%	45.5%
No	100.0%	34.0%	54.1%	83.3%	60.7%	68.8%	54.5%	57.1%	76.2%	54.5%

*Significantly different between stakeholder groups

Were you able to obtain this information?

Percentage of Respondents	Office of Parliamentarian	Employee of a Ministry/ PMU/Consultant on WBG Project	Local Government	Bilateral/ Multilateral Agency	Private Sector/ Financial Sector/ Private Bank	CSO	Media	Independent Government Institution	Academia	Other
Yes	0.0%	100.0%	100.0%	100.0%	92.3%	83.3%	83.3%	100.0%	83.3%	100.0%
No	0.0%	0.0%	0.0%	0.0%	7.7%	16.7%	16.7%	0.0%	16.7%	0.0%

H. Background Information

Currently, do you professionally collaborate/work with the World Bank Group (IBRD, IFC, MIGA, ICSID) in your country?*

Percentage of Respondents	Office of Parliamentarian	Employee of a Ministry/ PMU/Consultant on WBG Project	Local Government	Bilateral/ Multilateral Agency	Private Sector/ Financial Sector/ Private Bank	CSO	Media	Independent Government Institution	Academia	Other
Yes	0.0%	54.1%	40.9%	54.5%	31.6%	35.7%	0.0%	31.6%	6.9%	11.8%
No	100.0%	45.9%	59.1%	45.5%	68.4%	64.3%	100.0%	68.4%	93.1%	88.2%

*Significantly different between stakeholder groups

If yes, which of the following agencies of the World Bank Group do you primarily collaborate/work with in Brazil?*

Percentage of Respondents	Office of Parliamentarian	Employee of a Ministry/ PMU/Consultant on WBG Project	Local Government	Bilateral/ Multilateral Agency	Private Sector/ Financial Sector/ Private Bank	CSO	Media	Independent Government Institution	Academia	Other
The World Bank (IBRD)	0.0%	97.1%	100.0%	100.0%	33.3%	92.9%	0.0%	100.0%	100.0%	100.0%
The International Finance Corporation (IFC)	0.0%	2.9%	0.0%	0.0%	66.7%	7.1%	0.0%	0.0%	0.0%	0.0%
The Multilateral Investment Guarantee Agency (MIGA)	0.0%	0.0%	0.0%	0.0%	0.0%	0.0%	0.0%	0.0%	0.0%	0.0%

*Significantly different between stakeholder groups

**H. Background Information**

Which of the following describes most of your exposure to the World Bank Group in Brazil? (Choose no more than TWO)

Percentage of Respondents (Responses combined)	Office of Parliamentarian	Employee of a Ministry/ PMU/Consultant on WBG Project	Local Government	Bilateral/ Multilateral Agency	Private Sector/ Financial Sector/ Private Bank	CSO	Media	Independent Government Institution	Academia	Other
Observer*	66.7%	6.6%	6.8%	0.0%	29.7%	21.4%	31.3%	10.5%	13.8%	29.4%
Use World Bank Group reports/data*	46.7%	16.4%	31.8%	27.3%	40.5%	26.2%	81.3%	26.3%	48.3%	58.8%
Engage in World Bank Group related/sponsored events/activities*	6.7%	54.1%	45.5%	36.4%	35.1%	57.1%	0.0%	42.1%	24.1%	35.3%
Collaborate as part of my professional duties*	0.0%	67.2%	54.5%	63.6%	21.6%	23.8%	0.0%	47.4%	27.6%	17.6%
Use World Bank Group website for information, data, research, etc.*	13.3%	13.1%	25.0%	27.3%	21.6%	9.5%	56.3%	31.6%	44.8%	11.8%

*Significantly different between stakeholder groups



Appendix C: Responses to Indicator Questions by Geographic Location²⁰

● North N=13 ● South N=23 ● Southeast N=95 ● Northeast N=73 ● Center-West N=92

A. General Issues Facing Brazil

	North			South			Southeast			Northeast			Center-West		
	N	Mean	SD	N	Mean	SD	N	Mean	SD	N	Mean	SD	N	Mean	SD
To what extent do you trust each of the following groups to do what is right? - The World Bank Group*	12	7.50	1.57	20	7.80	1.51	84	7.20	2.02	71	7.44	2.12	83	6.49	2.08

(1-To no degree at all, 10-To a very significant degree) *Significantly different between geographic locations

B. Overall Attitudes toward the World Bank Group

	North			South			Southeast			Northeast			Center-West		
	N	Mean	SD	N	Mean	SD	N	Mean	SD	N	Mean	SD	N	Mean	SD
Overall, please rate your impression of the effectiveness of these organizations in Brazil. - World Bank Group (WBG)*	11	6.36	2.46	20	7.65	1.60	81	7.17	1.74	66	7.36	1.91	77	6.61	1.91

(1-Not effective at all, 10-Very effective) *Significantly different between geographic locations

To what extent do you agree with the following statements about the World Bank Group's work in Brazil?

(1-Strongly disagree, 10-Strongly agree)

	North			South			Southeast			Northeast			Center-West		
	N	Mean	SD	N	Mean	SD	N	Mean	SD	N	Mean	SD	N	Mean	SD
Overall the World Bank Group currently plays a relevant role in development in Brazil*	10	7.10	1.66	17	7.47	2.27	81	6.37	2.09	65	7.15	2.23	74	6.01	2.21
The World Bank Group's work is aligned with what I consider the development priorities for Brazil*	10	6.70	1.34	17	7.12	1.93	77	6.44	2.24	65	7.37	1.77	73	6.19	2.37

*Significantly different between geographic locations

²⁰ 296 respondents provided information about their geographic location (question H9 in the questionnaire).

**B. Overall Attitudes toward the World Bank Group (continued)**

To what extent is the World Bank Group an effective development partner in Brazil, in terms of each of the following?

(1-To no degree at all, 10-To a very significant degree)

	North			South			Southeast			Northeast			Center-West		
	N	Mean	SD	N	Mean	SD	N	Mean	SD	N	Mean	SD	N	Mean	SD
Responsiveness to needs*	8	6.38	1.51	13	6.85	1.21	66	6.30	2.14	55	6.85	2.01	62	5.71	1.97
Flexibility (in terms of the institution's products and services)	8	5.75	1.83	14	6.21	1.89	67	5.48	2.15	53	6.17	2.12	62	5.53	1.83
Flexibility (in terms of changing country circumstances)	8	5.88	1.96	13	6.23	1.48	66	5.70	2.25	50	6.24	2.10	60	5.63	2.02
Being inclusive*	7	6.00	1.53	13	7.08	1.71	67	6.52	2.31	56	7.48	2.04	54	6.00	2.40
Openness (sharing data and other information)	8	7.38	1.92	12	6.83	1.95	74	7.09	1.84	57	7.53	2.22	63	7.03	2.23
Collaboration with the Government	8	7.25	1.49	13	7.46	1.61	65	7.17	1.79	58	7.84	1.94	65	7.34	1.80
The speed in which it gets things accomplished on the ground	8	5.50	1.20	14	6.07	1.73	67	5.15	2.06	58	6.09	2.22	64	5.47	2.18
Helping to bring discipline/effective supervision to implementation of investment projects*	8	7.00	1.60	14	7.64	1.78	67	7.15	2.03	62	7.47	1.93	59	6.42	1.97
Collaboration with civil society	8	6.25	2.05	14	6.86	1.56	68	6.29	1.98	54	6.96	1.89	55	5.84	2.33
Staff accessibility	6	7.17	1.72	13	7.38	1.39	64	7.05	2.11	53	7.25	2.09	56	6.80	2.36
Collaboration with other donors and development partners	7	6.71	1.50	11	6.45	1.29	56	6.82	1.96	43	6.88	2.12	53	6.45	2.21
Collaboration with the private sector	7	7.14	1.07	12	6.08	2.11	52	6.35	1.77	39	6.54	1.90	53	6.51	2.08
Straightforwardness and honesty	8	7.75	1.75	14	8.43	1.40	66	7.68	2.21	62	7.97	2.10	62	7.39	2.20
Treating clients and stakeholders in Brazil with respect	8	7.38	1.77	14	7.86	1.88	63	8.19	1.88	61	8.30	2.13	61	7.84	1.96
Being a long-term partner	8	7.75	1.49	14	8.43	1.09	66	8.14	1.88	62	8.48	1.85	64	7.58	2.25

*Significantly different between geographic locations

C. World Bank Group's Effectiveness and Results

	North			South			Southeast			Northeast			Center-West		
	N	Mean	SD	N	Mean	SD	N	Mean	SD	N	Mean	SD	N	Mean	SD
To what extent does the World Bank Group's work help to achieve development results in Brazil?*	9	6.56	1.24	17	7.24	1.82	76	6.50	2.24	63	7.32	1.83	67	6.33	1.86

(1-To no degree at all, 10-To a very significant degree) *Significantly different between geographic locations

	North			South			Southeast			Northeast			Center-West		
	N	Mean	SD	N	Mean	SD	N	Mean	SD	N	Mean	SD	N	Mean	SD
To what extent does the World Bank Group influence the development agenda in Brazil?	9	6.56	1.67	16	7.38	1.63	75	6.36	2.13	60	6.90	2.02	65	6.43	1.60

(1-To no degree at all, 10-To a very significant degree)

To what extent do you agree with the following statements about the World Bank Group in Brazil?

(1-Strongly disagree, 10-Strongly agree)

	North			South			Southeast			Northeast			Center-West		
	N	Mean	SD	N	Mean	SD	N	Mean	SD	N	Mean	SD	N	Mean	SD
The World Bank Group's financial instruments meet the needs of Brazil*	7	6.14	2.12	16	6.44	2.31	70	5.64	2.11	62	6.65	2.31	61	5.57	2.17
The World Bank Group meets Brazil's needs for knowledge services	6	7.83	0.98	16	7.38	1.59	71	6.79	1.99	61	7.25	2.01	65	6.75	1.88

*Significantly different between geographic locations

**D. The World Bank Group's Knowledge Work and Activities****In Brazil, to what extent do you believe that the World Bank Group's knowledge work and activities:***(1-To no degree at all, 10-To a very significant degree)*

	North			South			Southeast			Northeast			Center-West		
	N	Mean	SD	N	Mean	SD	N	Mean	SD	N	Mean	SD	N	Mean	SD
Are adaptable to Brazil's specific development challenges and country circumstances	8	7.13	2.23	11	7.18	1.40	65	7.00	2.10	53	6.94	2.11	54	6.87	2.17

	North			South			Southeast			Northeast			Center-West		
	N	Mean	SD	N	Mean	SD	N	Mean	SD	N	Mean	SD	N	Mean	SD
Overall, how significant a contribution do you believe the World Bank Group's knowledge work and activities make to development results in your country?	9	7.11	2.52	16	7.69	1.74	72	7.04	2.13	56	7.57	1.65	62	6.81	1.79
Overall, how would you rate the technical quality of the World Bank Group's knowledge work and activities?	8	8.13	1.13	16	8.13	1.02	73	7.90	1.59	56	8.16	1.49	62	7.53	1.71

*(1-Not significant at all, 10-Very significant; 1-Very low technical quality, 10-Very high technical quality)***E. Working with the World Bank Group****To what extent do you agree/disagree with the following statements? (1-Strongly disagree, 10-Strongly agree)**

	North			South			Southeast			Northeast			Center-West		
	N	Mean	SD	N	Mean	SD	N	Mean	SD	N	Mean	SD	N	Mean	SD
The World Bank Group takes decisions quickly in Brazil*	7	5.43	2.37	13	6.69	2.14	45	6.02	2.19	49	6.94	2.20	48	5.25	2.49
Where country systems are adequate, the World Bank Group makes appropriate use of them	5	8.40	1.14	11	8.00	1.55	39	7.64	2.15	45	7.60	2.13	41	6.66	1.92

**Significantly different between geographic locations*



Appendix D: Responses to Selected Questions by Level of Collaboration with the World Bank Group²¹

Note that this appendix presents comparative analysis of the data from those respondents who collaborate with the WBG vs. those respondents who do not collaborate with the WBG and covers the following selected questions from the FY19 Brazil COS questionnaire: All 10-point scale questions and questions B4, B6, B7 and F1 from the questionnaire.

● Collaborating with the WBG N=94 ● Not collaborating with the WBG N=199

A. General Issues Facing Brazil

To what extent do you trust each of the following groups to do what is right?

(1-To no degree at all, 10-To a very significant degree)

	Collaborating with the WBG			Not collaborating with the WBG		
	N	Mean	SD	N	Mean	SD
The national/federal government	87	4.97	2.37	184	4.54	2.48
Congress*	85	3.46	1.80	186	4.24	2.14
Bilateral organizations (e.g., DFID, JICA, GIZ, USAID)	78	6.51	2.14	159	6.04	2.11
The World Bank Group*	87	7.52	2.01	180	6.88	2.03
The International Monetary Fund	79	6.13	2.29	178	5.80	2.28
UN	83	6.65	1.98	176	6.46	2.29
Regional development banks	83	5.96	2.19	183	6.26	1.87
Brazil's Central Bank	86	6.58	2.48	178	6.64	2.10
International private sector	83	6.12	2.48	178	5.89	2.22
Domestic private sector	85	5.81	2.45	181	5.53	2.18
International civil society	84	6.24	1.77	176	6.26	1.97
Domestic civil society	86	5.93	1.77	183	6.13	2.06
Faith-based institutions	82	5.24	2.23	177	4.93	2.43
Domestic traditional media and their web presence	87	5.23	2.13	183	5.59	2.24
International media and their web presence	85	5.82	1.93	183	5.97	2.21
Web based media	87	4.78	2.34	179	4.65	2.33

*Significantly different between collaborators and non-collaborators

B. Overall Attitudes toward the World Bank Group

How familiar are you with the work of these organizations in Brazil? (1-Not familiar at all, 10-Extremely familiar)

	Collaborating with the WBG			Not collaborating with the WBG		
	N	Mean	SD	N	Mean	SD
World Bank Group (WBG)*	88	7.43	1.93	185	6.28	2.47
Inter-American Development Bank (IDB/BID)*	88	6.82	2.13	183	5.84	2.48
Latin American Development Bank (CAF)	88	4.59	2.69	182	4.39	2.66

*Significantly different between collaborators and non-collaborators

²¹ Only 293 respondents provided information about their level of collaboration with the World Bank Group (question H3 in the questionnaire). Therefore, only these respondents were included in the analysis presented in this appendix.

**B. Overall Attitudes toward the World Bank Group (continued)**

Overall, please rate your impression of the effectiveness of these organizations in Brazil.

(1-Not effective at all, 10-Very effective)

	Collaborating with the WBG			Not collaborating with the WBG		
	N	Mean	SD	N	Mean	SD
World Bank Group (WBG)*	86	7.72	1.65	167	6.68	1.89
Inter-American Development Bank (IDB/BID)*	84	7.20	1.68	157	6.57	1.95
Latin American Development Bank (CAF)	54	5.93	2.05	115	5.32	2.18

*Significantly different between collaborators and non-collaborators

	Collaborating with the WBG			Not collaborating with the WBG		
	N	Mean	SD	N	Mean	SD
To what extent do you believe the World Bank Group's staff is well prepared (e.g., skills and knowledge) to help Brazil solve its most complicated development challenges?	86	8.27	1.64	166	7.83	1.89

(1-To no degree at all, 10-To a very significant degree)

When thinking about how the World Bank Group can have the most impact on development results in Brazil, in which sectors do you believe the World Bank Group should focus most of its resources (financial and knowledge services) in Brazil? (Choose no more than THREE)

Percentage of Respondents (Responses combined)	Collaborating with the WBG	Not collaborating with the WBG
Private sector development*	1.1%	9.9%
Education	43.7%	33.7%
Climate change	10.3%	6.6%
Urban development	14.9%	12.7%
Law and justice	0.0%	2.2%
Financial markets	2.3%	2.8%
Social protection	2.3%	3.9%
Gender equity (closing the gap between women and men, and boys and girls)	3.4%	1.1%
Energy*	1.1%	8.3%
Water and sanitation	28.7%	23.8%
Regulatory framework	9.2%	14.4%
Job creation/employment	11.5%	13.3%
Health	13.8%	7.2%
Public sector governance/reform	32.2%	21.5%
Global/regional integration	6.9%	3.3%
Crime and violence	5.7%	7.7%
Natural resource management (renewable/non-renewable)	12.6%	6.6%
Anti-corruption	5.7%	7.2%
Foreign direct investment	1.1%	5.5%
Environmental sustainability	10.3%	14.4%
Transport	12.6%	7.2%
Agriculture and rural development	8.0%	6.1%
Trade and exports*	0.0%	5.0%
Economic growth	19.5%	19.3%
Disaster risk management	1.1%	3.3%
Equality of opportunity	8.0%	12.2%
Communicable/non-communicable diseases	0.0%	0.0%
Information and communications technology	3.4%	3.9%
Welfare of vulnerable population	8.0%	6.1%
Poverty reduction	19.5%	23.2%

*Significantly different between collaborators and non-collaborators

**B. Overall Attitudes toward the World Bank Group (continued)**

Which of the following do you identify as the World Bank Group's greatest WEAKNESSES in its work in Brazil?
(Choose no more than TWO)

Percentage of Respondents (Responses combined)	Collaborating with the WBG	Not collaborating with the WBG
Inadequate World Bank Group's staffing in Brazil	1.2%	2.3%
Not client focused	2.4%	3.4%
Not collaborating enough with partners such as bilaterals, multilaterals, trust funds, UN	3.5%	0.6%
Not aligned with country priorities	7.1%	8.5%
Not adequately sensitive to political/social realities in Brazil*	5.9%	16.9%
Too influenced by developed countries	14.1%	10.2%
Not willing to honestly criticize policies and reform efforts in the country	14.1%	11.3%
Staff too inaccessible	0.0%	2.8%
Not collaborating enough with private sector	1.2%	6.8%
World Bank Group's processes too slow and complex*	40.0%	26.6%
Not adequately flexible	14.1%	11.9%
Not sufficiently focused on sustainable results	4.7%	6.2%
Not collaborating enough with civil society	4.7%	5.1%
Not enough public disclosure of its work	18.8%	23.7%
Arrogant in its approach	2.4%	7.3%
Other	5.9%	3.4%
Don't know	14.1%	15.3%

*Significantly different between collaborators and non-collaborators

To what extent do you believe that the World Bank Group's work and support help the poorest in Brazil?*

(Select only ONE response)

Percentage of Respondents	Collaborating with the WBG	Not collaborating with the WBG
To a fully sufficient degree	8.4%	4.0%
To a somewhat sufficient degree	51.8%	27.2%
To a somewhat insufficient degree	21.7%	36.4%
To a very insufficient degree	7.2%	19.7%
Don't know	10.8%	12.7%

*Significantly different between collaborators and non-collaborators

To what extent do you agree with the following statements about the World Bank Group's work in Brazil?

(1-Strongly disagree, 10-Strongly agree)

	Collaborating with the WBG			Not collaborating with the WBG		
	N	Mean	SD	N	Mean	SD
Overall the World Bank Group currently plays a relevant role in development in Brazil*	82	7.30	1.98	162	6.20	2.21
The World Bank Group's work is aligned with what I consider the development priorities for Brazil*	81	7.23	1.91	158	6.38	2.20

*Significantly different between collaborators and non-collaborators

**B. Overall Attitudes toward the World Bank Group (continued)**

To what extent is the World Bank Group an effective development partner in Brazil, in terms of each of the following?

(1-To no degree at all, 10-To a very significant degree)

	Collaborating with the WBG			Not collaborating with the WBG		
	N	Mean	SD	N	Mean	SD
Responsiveness to needs*	73	7.00	1.88	128	5.92	2.00
Flexibility (in terms of the institution's products and services)*	74	6.16	2.17	127	5.51	1.89
Flexibility (in terms of changing country circumstances)	71	6.23	2.09	124	5.64	2.04
Being inclusive*	72	7.31	1.95	122	6.30	2.30
Openness (sharing data and other information)	74	7.51	1.92	138	7.00	2.13
Collaboration with the Government*	68	7.90	1.82	138	7.22	1.77
The speed in which it gets things accomplished on the ground*	73	6.34	2.05	135	5.18	2.04
Helping to bring discipline/effective supervision to implementation of investment projects*	73	7.53	1.95	134	6.79	1.96
Collaboration with civil society*	64	7.00	1.86	132	6.06	2.09
Staff accessibility*	70	7.67	2.06	120	6.70	2.10
Collaboration with other donors and development partners*	66	7.30	1.66	103	6.32	2.15
Collaboration with the private sector	57	6.82	1.66	104	6.28	2.02
Straightforwardness and honesty*	69	8.32	1.80	140	7.44	2.17
Treating clients and stakeholders in Brazil with respect*	72	8.57	1.78	132	7.77	2.03
Being a long-term partner*	73	8.70	1.60	138	7.72	2.06

*Significantly different between collaborators and non-collaborators



C. World Bank Group's Effectiveness and Results

How EFFECTIVE do you believe the World Bank Group is in terms of the work it does in the following areas of development in Brazil? (1-Not effective at all, 10-Very effective)

	Collaborating with the WBG			Not collaborating with the WBG		
	N	Mean	SD	N	Mean	SD
Social protection*	30	6.37	1.87	60	5.28	2.13
Gender equity (closing the gap between women and men, and boys and girls)	41	6.93	2.02	72	6.24	2.32
Private sector development*	37	6.84	1.42	76	5.75	1.94
Education	50	6.98	1.87	98	6.33	1.98
Public sector governance/reform	53	7.25	1.72	107	6.85	1.85
Global/regional integration*	48	7.46	1.56	90	6.54	2.14
Welfare of vulnerable population*	44	7.36	2.13	75	6.08	2.26
Urban development*	56	7.66	1.59	93	6.66	2.05
Energy*	42	7.48	1.45	72	6.25	2.14
Water and sanitation*	54	8.11	1.60	97	6.78	2.16
Regulatory framework*	44	7.45	1.63	85	6.47	2.20
Job creation/employment*	43	6.84	1.91	80	5.61	2.44
Health*	42	7.14	1.72	74	6.22	2.43
Financial markets*	31	7.03	1.38	60	5.63	2.44
Transport*	42	7.40	1.90	83	6.31	2.35
Agriculture and rural development*	43	7.58	1.45	76	6.37	2.35
Trade and exports*	29	6.93	1.46	63	5.92	2.23
Crime and violence	21	6.14	1.90	60	5.22	2.36
Natural resource management (renewable/non-renewable)*	54	7.69	2.04	79	6.51	2.49
Climate change*	55	7.80	1.83	81	6.60	2.34
Poverty reduction*	51	7.35	2.11	91	6.44	2.42
Anti-corruption*	33	7.03	2.40	62	5.39	2.58
Law and justice*	25	6.28	2.57	56	4.89	2.43
Economic growth*	49	7.27	1.81	93	6.24	2.26
Disaster risk management*	34	7.21	2.04	59	5.36	2.58
Equality of opportunity*	43	7.33	2.10	82	6.32	2.39
Communicable/non-communicable diseases*	24	6.96	1.88	54	5.70	2.74
Information and communications technology*	37	7.41	1.79	55	5.89	2.54
Foreign direct investment*	32	7.28	1.51	62	5.89	2.29
Environmental sustainability*	56	8.13	1.48	82	6.73	2.42

*Significantly different between collaborators and non-collaborators

	Collaborating with the WBG			Not collaborating with the WBG		
	N	Mean	SD	N	Mean	SD
To what extent does the World Bank Group's work help to achieve development results in Brazil?*	79	7.43	1.60	150	6.32	2.06

(1-To no degree at all, 10-To a very significant degree) *Significantly different between collaborators and non-collaborators

	Collaborating with the WBG			Not collaborating with the WBG		
	N	Mean	SD	N	Mean	SD
To what extent does the World Bank Group influence the development agenda in Brazil?*	76	7.01	1.89	146	6.38	1.92

(1-To no degree at all, 10-To a very significant degree) *Significantly different between collaborators and non-collaborators

**C. World Bank Group's Effectiveness and Results (continued)****To what extent do you agree with the following statements about the World Bank Group in Brazil?***(1- Strongly disagree, 10- Strongly agree)*

	Collaborating with the WBG			Not collaborating with the WBG		
	N	Mean	SD	N	Mean	SD
The World Bank Group's financial instruments meet the needs of Brazil*	72	6.79	1.91	141	5.57	2.28
The World Bank Group meets Brazil's needs for knowledge services	74	7.22	1.93	142	6.86	1.91

Significantly different between collaborators and non-collaborators*D. The World Bank Group's Knowledge Work and Activities****In Brazil, to what extent do you believe that the World Bank Group's knowledge work and activities:***(1- To no degree at all, 10- To a very significant degree)*

	Collaborating with the WBG			Not collaborating with the WBG		
	N	Mean	SD	N	Mean	SD
Are timely*	55	7.31	1.93	118	6.66	2.03
Include appropriate level of stakeholder involvement during preparation	57	7.33	1.71	112	6.84	2.12
Lead to practical solutions*	60	7.27	1.82	127	6.13	2.24
Are source of relevant information on global good practices	65	8.03	1.60	135	7.81	1.80
Are adequately disseminated	62	6.32	2.00	132	6.26	2.13
Are translated enough into local language	58	7.24	2.13	126	7.55	2.29
Are adaptable to Brazil's specific development challenges and country circumstances	62	7.23	1.81	127	6.88	2.18
Are accessible (well written and easy to understand)	63	7.63	1.97	133	7.64	2.16

**Significantly different between collaborators and non-collaborators*

	Collaborating with the WBG			Not collaborating with the WBG		
	N	Mean	SD	N	Mean	SD
Overall, how significant a contribution do you believe the World Bank Group's knowledge work and activities make to development results in your country?*	71	7.70	1.59	142	6.85	2.01

*(1- Not significant at all, 10- Very significant) *Significantly different between collaborators and non-collaborators*

	Collaborating with the WBG			Not collaborating with the WBG		
	N	Mean	SD	N	Mean	SD
Overall, how would you rate the technical quality of the World Bank Group's knowledge work and activities?	70	8.16	1.37	144	7.78	1.64

(1- Very low technical quality, 10- Very high technical quality)



E. Working with the World Bank Group

To what extent do you agree/disagree with the following statements? (1-Strongly disagree, 10-Strongly agree)

	Collaborating with the WBG			Not collaborating with the WBG		
	N	Mean	SD	N	Mean	SD
The World Bank Group disburses funds promptly*	59	7.15	2.27	96	6.00	2.30
The World Bank Group effectively monitors and evaluates the projects and programs it supports*	69	8.01	1.51	112	7.29	2.00
The World Bank Group's approvals and reviews are done in a timely fashion	61	6.90	1.98	96	6.73	2.11
The World Bank Group's Environmental and Social Framework requirements are reasonable	62	7.21	1.73	82	6.72	2.43
The World Bank Group's conditions on its lending are reasonable*	54	7.54	1.49	100	6.84	2.06
The World Bank Group takes decisions quickly in Brazil*	56	6.75	2.04	106	5.72	2.44
Working with the World Bank Group increases Brazil's institutional capacity*	69	8.57	1.41	120	7.73	2.15
Where country systems are adequate, the World Bank Group makes appropriate use of them	52	7.65	1.99	87	7.20	2.07
The World Bank Group provides effective implementation support	69	7.94	1.50	103	7.42	2.13

*Significantly different between collaborators and non-collaborators

F. The Future Role of the World Bank Group in Brazil

Which of the following SHOULD the World Bank Group do to make itself of greater value in Brazil?

(Choose no more than TWO)

Percentage of Respondents (Responses combined)	Collaborating with the WBG	Not collaborating with the WBG
Engage more effectively with partners such as bilaterals, multilaterals, trust funds, UN	8.1%	2.6%
Offer more innovative financial products	17.6%	12.6%
Ensure greater selectivity in its work	4.1%	5.3%
Provide more adequate data/knowledge/statistics/figures on Brazil's economy	8.1%	13.9%
Collaborate more effectively with Government clients	17.6%	20.5%
Work faster	14.9%	9.9%
Reduce the complexity of obtaining World Bank Group financing	24.3%	19.9%
Help to bring discipline/effective supervision to implementation of World Bank Group projects	14.9%	14.6%
Engage more effectively with civil society	17.6%	14.6%
Increase the level of capacity development in the country	21.6%	27.8%
Offer more innovative knowledge services	12.2%	17.2%
Engage more directly with beneficiaries	13.5%	11.3%
Improve the quality of its experts as related to Brazil's specific challenges	9.5%	3.3%
Engage more effectively with private sector	5.4%	9.9%
Other	0.0%	2.0%



Appendix E: Responses to Selected Questions by Year²²

All data presented in this appendix are weighted. As a result, means of the FY 2019 data and the total number of respondents indicated will be slightly different from the aggregated responses in Appendix A. Similarly, responses from FY 2016 respondents and the total number of respondents indicated may differ from those reported in the FY 2016 COS report.

- FY 2016 Number of comparable respondents = 218
- FY 2019 Number of comparable respondents = 273

By weighting, the FY 2016 and FY 2019 samples have the same stakeholder composition and thus are comparable. The weighted percentage of a stakeholder group is determined by the extent to which the World Bank Group interacts with them in the country and the percentage this group usually makes up in the past aggregated annual global data. The weighted stakeholder breakdown is presented below:

Percentage of Respondents	FY 2016	FY 2019
Office of the President/Prime Minister/Minister	4.5%	4.5%
Office of Parliamentarian	5.0%	5.0%
Government Institutions	33.0%	33.0%
Local Government	11.0%	11.0%
Bilateral/Multilateral Agencies	3.5%	3.5%
Civil Society	14.0%	14.0%
Private Sector	15.0%	15.0%
Academia	14.0%	14.0%

B. Overall Attitudes toward the World Bank Group

How familiar are you with the work of these organizations in Brazil? (1-Not familiar at all, 10-Extremely familiar)

	FY 2016			FY 2019		
	N	Mean	SD	N	Mean	SD
World Bank Group (WBG)	207	6.50	2.50	256	6.69	2.35
Inter-American Development Bank (IDB/BID)	208	6.20	2.47	254	6.23	2.40
Latin American Development Bank (CAF)*	205	3.97	2.63	253	4.52	2.69

*Significantly different between FY 2016 and FY 2019

How familiar are you with the work of these organizations in Brazil? (1-Not effective at all, 10-Very effective)

	FY 2016			FY 2019		
	N	Mean	SD	N	Mean	SD
World Bank Group (WBG)	178	7.09	1.96	236	7.05	1.85
Inter-American Development Bank (IDB/BID)	174	6.88	1.94	225	6.78	1.87
Latin American Development Bank (CAF)	121	5.27	2.28	158	5.45	2.16

	FY 2016			FY 2019		
	N	Mean	SD	N	Mean	SD
To what extent do you believe the World Bank Group's staff is well prepared (e.g., skills and knowledge) to help Brazil solve its most complicated development challenges?*	181	7.53	1.77	239	7.93	1.88

(1-To no degree at all, 10-To a very significant degree) *Significantly different between FY 2016 and FY 2019

²² Only those questions that were asked in the FY 2016 and FY 2019 country opinion surveys, with similar response scales/options, are presented in this appendix.

**B. Overall Attitudes toward the World Bank Group (continued)**

To what extent do you believe that the World Bank Group's work and support help the poorest in Brazil?

(Select only ONE response)

Percentage of Respondents	FY 2016	FY 2019
To a fully sufficient degree	2.6%	5.8%
To a somewhat sufficient degree	35.7%	34.9%
To a somewhat insufficient degree	35.2%	31.1%
To a very insufficient degree	9.2%	15.4%
Don't know	17.3%	12.9%

To what extent do you agree with the following statements about the World Bank Group's work in Brazil?

(1-Strongly disagree, 10-Strongly agree)

	FY 2016			FY 2019		
	N	Mean	SD	N	Mean	SD
Overall the World Bank Group currently plays a relevant role in development in Brazil	188	6.32	2.17	227	6.51	2.23
The World Bank Group's work is aligned with what I consider the development priorities for Brazil	183	6.37	2.15	225	6.61	2.20

To what extent is the World Bank Group an effective development partner in Brazil, in terms of each of the following?

(1-To no degree at all, 10-To a very significant degree)

	FY 2016			FY 2019		
	N	Mean	SD	N	Mean	SD
Responsiveness to needs	146	6.64	2.14	190	6.32	2.04
Flexibility (in terms of the institution's products and services)*	152	6.21	1.96	188	5.75	2.04
Flexibility (in terms of changing country circumstances)	153	6.19	2.05	181	5.86	2.13
Being inclusive	146	6.39	2.20	182	6.66	2.29
Openness (sharing data and other information)	170	7.13	2.14	198	7.16	2.10
Collaboration with the Government	162	7.39	1.98	195	7.44	1.84
The speed in which it gets things accomplished on the ground*	150	6.20	2.21	195	5.58	2.14
Helping to bring discipline/effective supervision to implementation of investment projects'				192	7.09	2.00
Collaboration with civil society	143	6.07	2.17	185	6.34	2.14
Staff accessibility	154	7.26	2.14	176	7.00	2.17
Collaboration with other donors and development partners	93	6.51	1.93	154	6.57	2.06
Collaboration with the private sector	104	6.69	1.88	149	6.37	1.92
Straightforwardness and honesty	155	8.06	1.99	196	7.70	2.17
Treating clients and stakeholders in Brazil with respect	159	8.30	1.81	192	8.04	2.01
Being a long-term partner*	174	8.67	1.69	198	8.09	1.99

*Significantly different between FY 2016 and FY 2019

' Only FY 2019 questionnaire had this response option



C. World Bank Group's Effectiveness and Results

How **EFFECTIVE** do you believe the World Bank Group is in terms of the work it does in the following areas of development in Brazil? (1-Not effective at all, 10-Very effective)

	FY 2016			FY 2019		
	N	Mean	SD	N	Mean	SD
Social protection	62	6.26	2.43	86	5.68	2.19
Gender equity (closing the gap between women and men, and boys and girls)	71	6.77	2.31	109	6.50	2.31
Private sector development*	73	7.05	1.93	104	5.96	1.92
Education*	96	7.19	2.17	138	6.50	2.05
Public sector governance/reform	90	6.47	2.37	146	6.93	1.88
Global/regional integration	84	6.85	2.34	127	6.75	2.17
Welfare of vulnerable population	90	6.61	2.59	112	6.51	2.38
Urban development	97	7.12	1.87	135	6.93	2.06
Energy*	86	7.17	2.03	106	6.57	2.04
Water and sanitation	100	7.26	1.72	141	7.24	2.12
Regulatory framework*	56	5.86	2.48	120	6.77	2.15
Job creation/employment*	84	6.80	2.08	114	5.98	2.41
Health*	77	7.11	2.22	109	6.43	2.31
Financial markets	66	6.70	2.46	84	6.01	2.28
Transport*	87	7.22	1.94	115	6.58	2.35
Agriculture and rural development ¹	99	7.30	2.04	111	6.78	2.25
Trade and exports	60	6.66	2.03	87	6.12	2.16
Crime and violence	47	5.44	1.91	75	5.37	2.36
Natural resource management (renewable/non-renewable)	96	6.94	2.22	123	6.92	2.49
Climate change	105	6.97	2.20	124	7.01	2.33
Poverty reduction	113	7.17	2.21	132	6.80	2.36
Anti-corruption	61	6.59	2.46	90	5.90	2.73
Law and justice	47	5.60	2.61	75	5.24	2.67
Economic growth*	92	7.12	2.16	134	6.50	2.22
Disaster risk management	67	6.51	2.38	84	5.80	2.67
Equality of opportunity	86	6.86	2.23	115	6.61	2.41
Communicable/non-communicable diseases	50	6.59	2.21	72	5.98	2.61
Information and communications technology	64	6.81	2.16	83	6.40	2.51
Foreign direct investment	67	6.85	1.96	85	6.20	2.20
Environmental sustainability	119	7.24	1.95	126	7.24	2.27

*Significantly different between FY 2016 and FY 2019

¹ In FY 2016, there were two categories related to agriculture and rural development: "Rural development" and "Agricultural development." A mean score of responses to these two categories was calculated and included in a separate variable that then was compared to FY 2019 "Agriculture and rural development" category.

	FY 2016			FY 2019		
	N	Mean	SD	N	Mean	SD
To what extent does the World Bank Group's work help to achieve development results in Brazil?	164	6.48	1.86	213	6.64	2.06

(1-To no degree at all, 10-To a very significant degree)

**C. World Bank Group's Effectiveness and Results (continued)**

To what extent do you agree with the following statements about the World Bank Group in Brazil?

(1-Strongly disagree, 10-Strongly agree)

	FY 2016			FY 2019		
	N	Mean	SD	N	Mean	SD
The World Bank Group's financial instruments meet the needs of Brazil	148	5.98	2.14	199	5.98	2.23
The World Bank Group meets Brazil's needs for knowledge services*	161	6.47	2.03	204	6.95	1.94

*Significantly different between FY 2016 and FY 2019

D. The World Bank Group's Knowledge Work and Activities

How frequently do you consult World Bank Group's knowledge work and activities in the work you do?

Percentage of Respondents	FY 2016	FY 2019
Weekly	12.9%	6.4%
Monthly	18.5%	17.9%
A few times a year	50.0%	50.9%
Rarely	17.4%	20.2%
Never	1.1%	4.6%

In Brazil, to what extent do you believe that the World Bank Group's knowledge work and activities:

(1-To no degree at all, 10-To a very significant degree)

	FY 2016			FY 2019		
	N	Mean	SD	N	Mean	SD
Are timely*	155	7.50	1.92	161	6.89	2.04
Include appropriate level of stakeholder involvement during preparation'				159	6.95	2.09
Lead to practical solutions	151	6.68	2.04	176	6.48	2.23
Are source of relevant information on global good practices'				186	7.83	1.79
Are adequately disseminated'				180	6.32	2.08
Are translated enough into local language*	148	6.88	2.11	169	7.49	2.22
Are adaptable to Brazil's specific development challenges and country circumstances	149	6.54	2.06	178	6.92	2.15
Are accessible (well written and easy to understand)*	157	7.22	1.96	182	7.69	2.05

*Significantly different between FY 2016 and FY 2019

' Only FY 2019 questionnaire had this response options.

	FY 2016			FY 2019		
	N	Mean	SD	N	Mean	SD
Overall, how significant a contribution do you believe the World Bank Group's knowledge work and activities make to development results in your country?	158	6.97	1.99	199	7.10	1.93
Overall, how would you rate the technical quality of the World Bank Group's knowledge work and activities?	164	7.86	1.70	199	7.88	1.64

(1-Not significant at all, 10-Very significant; 1-Very low technical quality, 10-Very high technical quality)

**E. Working with the World Bank Group**

To what extent do you agree/disagree with the following statements? (1-Strongly disagree, 10-Strongly agree)

	FY 2016			FY 2019		
	N	Mean	SD	N	Mean	SD
The World Bank Group disburses funds promptly	114	6.51	2.39	141	6.44	2.41
The World Bank Group effectively monitors and evaluates the projects and programs it supports	146	7.38	2.06	167	7.60	1.89
The World Bank Group's approvals and reviews are done in a timely fashion	122	6.77	2.20	145	6.84	2.06
The World Bank Group's Environmental and Social Framework requirements are reasonable ¹				134	6.89	2.23
The World Bank Group's conditions on its lending are reasonable	120	6.85	2.23	143	6.97	1.98
The World Bank Group takes decisions quickly in Brazil	125	6.61	2.15	150	6.08	2.36
Working with the World Bank Group increases Brazil's institutional capacity	155	7.93	2.08	177	8.05	1.97
Where country systems are adequate, the World Bank Group makes appropriate use of them	98	7.47	2.12	130	7.36	2.06
The World Bank Group provides effective implementation support	132	7.49	2.01	158	7.64	1.94

¹ Only FY 2019 questionnaire had this response option.

	FY 2016			FY 2019		
	N	Mean	SD	N	Mean	SD
To what extent do you believe that the World Bank Group's work helps to find solutions that promote private public partnerships in Brazil?	114	6.85	1.81	168	7.02	2.02

(1-To no degree at all, 10-To a very significant degree)

Which of the following best describes the World Bank Group's support in Brazil? (Select only one response)

Percentage of Respondents	FY 2016	FY 2019
The World Bank Group is sufficiently selective and focuses on the most important development challenges in Brazil	50.9%	49.3%
The World Bank Group is not sufficiently selective in Brazil, and it is involved in too many areas of development.	21.1%	19.9%
Don't know	28.0%	30.8%

G. Communication and Information Sharing

Have you requested information from the World Bank Group on its activities in the past year?

Percentage of Respondents	FY 2016	FY 2019
Yes	39.2%	41.2%
No	60.8%	58.8%

Were you able to obtain this information?

Percentage of Respondents	FY 2016	FY 2019
Yes	90.0%	95.7%
No	10.0%	4.3%



Appendix F: Indicator Questions as a Function of Exposure to the World Bank Group

Indicator Question	Currently, do you professionally collaborate/work with the World Bank Group (IBRD, IFC, MIGA, ICSID) in your country?		Which of the following describes most of your exposure to the World Bank Group in Brazil? (Choose no more than TWO)									
	Not collaborating with the WBG	Collaborating with the WBG	Observer		Use WBG reports/data		Engage in WBG activities		Collaborate		Use WBG website	
			No Mean	Yes Mean	No Mean	Yes Mean	No Mean	Yes Mean	No Mean	Yes Mean	No Mean	Yes Mean
To what extent do you trust each of the following groups to do what is right? ---The World Bank Group	6.88	7.52	7.22	6.55	7.18	6.96	7.00	7.26	6.84	7.53	7.15	6.95
Overall, please rate your impression of the effectiveness of these organizations in Brazil. --- World Bank Group (WBG)	6.68	7.72	7.26	6.02	7.17	6.84	6.81	7.40	6.63	7.69	7.17	6.65
Overall the World Bank Group currently plays a relevant role in development in Brazil	6.20	7.30	6.80	5.55	6.78	6.25	6.32	7.01	6.21	7.17	6.79	5.93
The World Bank Group's work is aligned with what I consider the development priorities for Brazil	6.38	7.23	6.86	5.82	6.82	6.45	6.49	6.98	6.39	7.16	6.74	6.54
Responsiveness to needs	5.92	7.00	6.51	5.28	6.59	5.76	6.00	6.73	5.86	6.96	6.47	5.76
Flexibility (in terms of the institution's products and services)	5.51	6.16	5.85	5.23	5.88	5.50	5.46	6.12	5.55	6.05	5.87	5.31
Flexibility (in terms of changing country circumstances)	5.64	6.23	6.02	5.07	6.08	5.46	5.53	6.33	5.60	6.25	6.02	5.36
Being inclusive	6.30	7.31	6.83	5.86	6.94	6.17	6.45	6.96	6.31	7.19	6.80	6.23
Openness (sharing data and other information)	7.00	7.51	7.25	7.00	7.38	6.88	7.05	7.43	7.03	7.47	7.24	7.08
Collaboration with the Government	7.22	7.90	7.52	7.03	7.58	7.17	7.31	7.63	7.11	7.91	7.51	7.22
The speed in which it gets things accomplished on the ground	5.18	6.34	5.76	4.69	5.80	5.10	5.23	6.06	5.20	6.10	5.72	5.05
Helping to bring discipline/effective supervision to implementation of investment projects	6.79	7.53	7.18	6.65	7.34	6.59	6.87	7.39	6.81	7.51	7.26	6.51
Collaboration with civil society	6.06	7.00	6.51	5.89	6.58	6.04	6.22	6.66	6.16	6.78	6.52	5.98
Staff accessibility	6.70	7.67	7.11	6.87	7.27	6.61	6.84	7.37	6.77	7.44	7.18	6.62
Collaboration with other donors and development partners	6.32	7.30	6.81	6.15	6.80	6.52	6.60	6.86	6.39	7.10	6.80	6.37
Collaboration with the private sector	6.28	6.82	6.52	6.25	6.61	6.24	6.40	6.59	6.31	6.72	6.38	6.81
Straightforwardness and honesty	7.44	8.32	7.84	7.23	7.99	7.25	7.40	8.19	7.46	8.17	7.92	7.07
Treating clients and stakeholders in Brazil with respect	7.77	8.57	8.15	7.63	8.32	7.56	7.73	8.50	7.79	8.47	8.18	7.63
Being a long-term partner	7.72	8.70	8.11	7.94	8.28	7.69	7.80	8.45	7.71	8.66	8.33	7.16
To what extent does the World Bank Group's work help to achieve development results in Brazil?	6.32	7.43	6.77	6.53	6.88	6.44	6.50	7.06	6.36	7.30	6.98	5.95
To what extent does the World Bank Group influence the development agenda in Brazil?	6.38	7.01	6.65	6.31	6.83	6.14	6.38	6.91	6.43	6.86	6.62	6.52
The World Bank Group's financial instruments meet the needs of Brazil	5.57	6.79	6.09	5.30	6.25	5.39	5.71	6.34	5.61	6.48	6.06	5.70
The World Bank Group meets Brazil's needs for knowledge services	6.86	7.22	7.07	6.60	7.10	6.77	6.83	7.22	6.92	7.12	7.04	6.85
World Bank Group's knowledge work and activities are adaptable to Brazil's specific development challenges and country circumstances	6.88	7.23	7.01	6.87	7.05	6.86	6.82	7.21	7.01	6.95	7.10	6.59
Overall, how significant a contribution do you believe the World Bank Group's knowledge work and activities make to development results in your country?	6.85	7.70	7.24	6.72	7.23	7.00	7.05	7.31	7.05	7.32	7.25	6.84
Overall, how would you rate the technical quality of the World Bank Group's knowledge work and activities?	7.78	8.16	7.99	7.58	7.98	7.79	7.80	8.10	7.87	7.99	7.96	7.77
The World Bank Group takes decisions quickly in Brazil	5.72	6.75	6.34	4.75	6.37	5.53	5.86	6.43	5.69	6.64	6.16	5.87
Where country systems are adequate, the World Bank Group makes appropriate use of them	7.20	7.65	7.37	7.50	7.51	7.15	7.28	7.52	7.43	7.33	7.39	7.36

Yellow highlight indicates significant difference between Yes and No means.

Appendix G: Brazil FY19 COS Questionnaire



World Bank Group Country Survey FY 2019 – Brazil

The World Bank Group is interested in gauging the views of clients and partners who are either involved in development in Brazil or who observe activities related to social and economic development. The following survey will give the World Bank Group's team that works in Brazil, greater insight into how the Bank's work is perceived. This is one tool the World Bank Group uses to assess the views of its stakeholders, and to develop more effective strategies that support development in Brazil.

A local independent firm has been hired to oversee the logistics of this survey. This ensures anonymity and confidentiality. We hope you'll be candid.

Finally, the survey relates to the World Bank Group's work. The World Bank Group consists of the International Bank for Reconstruction and Development (IBRD), the International Development Association (IDA), the International Finance Corporation (IFC), the Multilateral Investment Guarantee Agency (MIGA), and the International Center for Settlement of Investment Disputes (ICSID). When responding to the survey, please consider the area of the World Bank Group with which you are most familiar.

To complete the survey, please circle/check the response that most accurately reflects your opinion. If you prefer not to answer a question, please leave it blank. If you feel that you do not have an adequate amount of information on a subject, please check "Don't know".

PLEASE NOTE: IN SOME CASES THE SURVEY WILL ASK FOR A SPECIFIC NUMBER OF RESPONSES. PLEASE DO NOT CHOOSE ANY MORE THAN REQUESTED. IF MORE RESPONSES ARE CHOSEN, DATA CANNOT BE INCLUDED IN ANALYSIS.

SECTION A: GENERAL ISSUES FACING BRAZIL

A1. When you think about the future in Brazil, are you ... ?	
1	Very pessimistic
2	Somewhat pessimistic
3	Somewhat optimistic
4	Very optimistic
5	Not sure

A2. Do you think that economic opportunity for citizens in Brazil is ... ?	
1	Increasing
2	Decreasing
3	Staying about the same

A3. Listed below are a number of development priorities in Brazil.			
Please identify which of the following you consider the most important development priorities in Brazil. (Choose no more than THREE)			
1	Urban development	16	Law and justice (e.g., judicial system)
2	Energy	17	Economic growth
3	Water and sanitation	18	Disaster risk management
4	Regulatory framework	19	Equality of opportunity (i.e., social inclusion)
5	Private sector development	20	Crime and violence
6	Education	21	Natural resource management (renewable/non-renewable)
7	Public sector governance/reform (i.e., government effectiveness, public financial management, public expenditure, fiscal system reform, fiscal adjustment, pension reform)	22	Climate change (e.g., mitigation, adaptation)
8	Financial markets	23	Foreign direct investment
9	Social protection (e.g., pensions, targeted social assistance)	24	Agriculture and rural development
10	Gender equity (closing the gap between women and men, and boys and girls)	25	Trade and exports
11	Global/regional integration	26	Poverty reduction
12	Welfare of vulnerable population (afrodescendants, indigenous, quilombolas, and other traditional communities)	27	Anti-corruption
13	Job creation/employment	28	Communicable/non-communicable diseases
14	Health	29	Information and communications technology
15	Transport (e.g., roads, bridges, transportation)	30	Environmental sustainability

SECTION A: GENERAL ISSUES

A4. Poverty reduction is a broad term that encompasses work in many different areas.			
Which THREE areas of development listed below do you believe would contribute most to reducing poverty in Brazil? (Choose no more than THREE)			
1	Transport (e.g., roads, bridges, transportation)	16	Urban development
2	Communicable/non-communicable diseases	17	Financial markets
3	Information and communications technology	18	Public sector governance/reform (i.e., government effectiveness, public financial management, public expenditure, fiscal system reform, fiscal adjustment, pension reform)
4	Social protection (e.g., pensions, targeted social assistance)	19	Gender equity (closing the gap between women and men, and boys and girls)
5	Equality of opportunity (i.e., social inclusion)	20	Health
6	Agriculture and rural development	21	Private sector development
7	Trade and exports	22	Education
8	Crime and violence	23	Global/regional integration
9	Disaster risk management	24	Job creation/employment
10	Climate change (e.g., mitigation, adaptation)	25	Welfare of vulnerable population (afrodescendants, indigenous, quilombolas, and other traditional communities)
11	Energy	26	Natural resource management (renewable/non-renewable)
12	Anti-corruption	27	Foreign direct investment
13	Economic growth	28	Regulatory framework
14	Law and justice (e.g., judicial system)	29	Environmental sustainability
15	Water and sanitation		

A5. When economic and/or social reform efforts fail or are slow to take place in Brazil, which of the following would you attribute this to? (Choose no more than TWO)	
1	Corruption
2	Private sector involvement and/or influence
3	Inadequate regulatory framework
4	Inadequate level of citizen/civil society participation
5	Inadequate level of donor coordination
6	Reforms are not well thought out in light of country challenges
7	Poor coordination within the government
8	Inadequate level of government accountability
9	Political pressures and obstacles
10	Inadequate level of private sector participation
11	Inadequate level of capacity in the government
12	Other (please specify): _____

SECTION A: GENERAL ISSUES

A6. To what extent do you trust each of the following groups to do what is right?												
		To no degree at all					To a very significant degree					Don't know
		1	2	3	4	5	6	7	8	9	10	
1	The national/federal government	<input type="checkbox"/>	<input type="checkbox"/>	<input type="checkbox"/>	<input type="checkbox"/>	<input type="checkbox"/>	<input type="checkbox"/>	<input type="checkbox"/>	<input type="checkbox"/>	<input type="checkbox"/>	<input type="checkbox"/>	<input type="checkbox"/>
2	Congress (i.e., Members of Parliament)	<input type="checkbox"/>	<input type="checkbox"/>	<input type="checkbox"/>	<input type="checkbox"/>	<input type="checkbox"/>	<input type="checkbox"/>	<input type="checkbox"/>	<input type="checkbox"/>	<input type="checkbox"/>	<input type="checkbox"/>	<input type="checkbox"/>
3	Bilateral organizations (e.g., DFID, JICA, GIZ, USAID)	<input type="checkbox"/>	<input type="checkbox"/>	<input type="checkbox"/>	<input type="checkbox"/>	<input type="checkbox"/>	<input type="checkbox"/>	<input type="checkbox"/>	<input type="checkbox"/>	<input type="checkbox"/>	<input type="checkbox"/>	<input type="checkbox"/>
4	The World Bank Group	<input type="checkbox"/>	<input type="checkbox"/>	<input type="checkbox"/>	<input type="checkbox"/>	<input type="checkbox"/>	<input type="checkbox"/>	<input type="checkbox"/>	<input type="checkbox"/>	<input type="checkbox"/>	<input type="checkbox"/>	<input type="checkbox"/>
5	The International Monetary Fund	<input type="checkbox"/>	<input type="checkbox"/>	<input type="checkbox"/>	<input type="checkbox"/>	<input type="checkbox"/>	<input type="checkbox"/>	<input type="checkbox"/>	<input type="checkbox"/>	<input type="checkbox"/>	<input type="checkbox"/>	<input type="checkbox"/>
6	UN	<input type="checkbox"/>	<input type="checkbox"/>	<input type="checkbox"/>	<input type="checkbox"/>	<input type="checkbox"/>	<input type="checkbox"/>	<input type="checkbox"/>	<input type="checkbox"/>	<input type="checkbox"/>	<input type="checkbox"/>	<input type="checkbox"/>
7	Regional development banks	<input type="checkbox"/>	<input type="checkbox"/>	<input type="checkbox"/>	<input type="checkbox"/>	<input type="checkbox"/>	<input type="checkbox"/>	<input type="checkbox"/>	<input type="checkbox"/>	<input type="checkbox"/>	<input type="checkbox"/>	<input type="checkbox"/>
8	Brazil's Central Bank	<input type="checkbox"/>	<input type="checkbox"/>	<input type="checkbox"/>	<input type="checkbox"/>	<input type="checkbox"/>	<input type="checkbox"/>	<input type="checkbox"/>	<input type="checkbox"/>	<input type="checkbox"/>	<input type="checkbox"/>	<input type="checkbox"/>
9	International private sector	<input type="checkbox"/>	<input type="checkbox"/>	<input type="checkbox"/>	<input type="checkbox"/>	<input type="checkbox"/>	<input type="checkbox"/>	<input type="checkbox"/>	<input type="checkbox"/>	<input type="checkbox"/>	<input type="checkbox"/>	<input type="checkbox"/>
10	Domestic private sector	<input type="checkbox"/>	<input type="checkbox"/>	<input type="checkbox"/>	<input type="checkbox"/>	<input type="checkbox"/>	<input type="checkbox"/>	<input type="checkbox"/>	<input type="checkbox"/>	<input type="checkbox"/>	<input type="checkbox"/>	<input type="checkbox"/>
11	International civil society (e.g., NGOs, CBOs)	<input type="checkbox"/>	<input type="checkbox"/>	<input type="checkbox"/>	<input type="checkbox"/>	<input type="checkbox"/>	<input type="checkbox"/>	<input type="checkbox"/>	<input type="checkbox"/>	<input type="checkbox"/>	<input type="checkbox"/>	<input type="checkbox"/>
12	Domestic civil society (e.g., NGOs, CBOs)	<input type="checkbox"/>	<input type="checkbox"/>	<input type="checkbox"/>	<input type="checkbox"/>	<input type="checkbox"/>	<input type="checkbox"/>	<input type="checkbox"/>	<input type="checkbox"/>	<input type="checkbox"/>	<input type="checkbox"/>	<input type="checkbox"/>
13	Faith-based institutions	<input type="checkbox"/>	<input type="checkbox"/>	<input type="checkbox"/>	<input type="checkbox"/>	<input type="checkbox"/>	<input type="checkbox"/>	<input type="checkbox"/>	<input type="checkbox"/>	<input type="checkbox"/>	<input type="checkbox"/>	<input type="checkbox"/>
14	Domestic traditional media and their web presence (e.g., newspapers, TV stations, radio)	<input type="checkbox"/>	<input type="checkbox"/>	<input type="checkbox"/>	<input type="checkbox"/>	<input type="checkbox"/>	<input type="checkbox"/>	<input type="checkbox"/>	<input type="checkbox"/>	<input type="checkbox"/>	<input type="checkbox"/>	<input type="checkbox"/>
15	International media and their web presence	<input type="checkbox"/>	<input type="checkbox"/>	<input type="checkbox"/>	<input type="checkbox"/>	<input type="checkbox"/>	<input type="checkbox"/>	<input type="checkbox"/>	<input type="checkbox"/>	<input type="checkbox"/>	<input type="checkbox"/>	<input type="checkbox"/>
16	Web based media (i.e., blogs, social media, other web-based news and information sources)	<input type="checkbox"/>	<input type="checkbox"/>	<input type="checkbox"/>	<input type="checkbox"/>	<input type="checkbox"/>	<input type="checkbox"/>	<input type="checkbox"/>	<input type="checkbox"/>	<input type="checkbox"/>	<input type="checkbox"/>	<input type="checkbox"/>

A7. Please describe the direction Brazil is moving in, when considering ... ?						
		Getting much worse	Getting somewhat worse	Staying the same	Getting somewhat better	Getting much better
1	Human development (e.g., health, education, and social protection)	<input type="checkbox"/>	<input type="checkbox"/>	<input type="checkbox"/>	<input type="checkbox"/>	<input type="checkbox"/>
2	Equal opportunity for girls and boys, men and women	<input type="checkbox"/>	<input type="checkbox"/>	<input type="checkbox"/>	<input type="checkbox"/>	<input type="checkbox"/>
3	Growing Brazil's economy in a way that leads to jobs and employment	<input type="checkbox"/>	<input type="checkbox"/>	<input type="checkbox"/>	<input type="checkbox"/>	<input type="checkbox"/>
4	The gap between the rich and the poor	<input type="checkbox"/>	<input type="checkbox"/>	<input type="checkbox"/>	<input type="checkbox"/>	<input type="checkbox"/>
5	Making government more effective	<input type="checkbox"/>	<input type="checkbox"/>	<input type="checkbox"/>	<input type="checkbox"/>	<input type="checkbox"/>
6	Anti-corruption	<input type="checkbox"/>	<input type="checkbox"/>	<input type="checkbox"/>	<input type="checkbox"/>	<input type="checkbox"/>
7	Attracting new sources of foreign investment	<input type="checkbox"/>	<input type="checkbox"/>	<input type="checkbox"/>	<input type="checkbox"/>	<input type="checkbox"/>
8	Natural resources management	<input type="checkbox"/>	<input type="checkbox"/>	<input type="checkbox"/>	<input type="checkbox"/>	<input type="checkbox"/>
9	Climate change	<input type="checkbox"/>	<input type="checkbox"/>	<input type="checkbox"/>	<input type="checkbox"/>	<input type="checkbox"/>

SECTION A: GENERAL ISSUES

A8. Listed below are global challenges. Which do you think have the most serious impact on Brazil? (Choose no more than TWO)

1	Environmental degradation	6	Technology based disruption
2	Fragility in Brazil or neighboring countries	7	Geo political uncertainty
3	Jobs/employment	8	Climate change
4	Trade constraints	9	Crime and violence
5	The gap between the rich and the poor	10	Migrants and refugees

A9. When thinking about development efforts in Brazil, do you think that civil society (e.g., NGOs, CBOs) should ... ?

1	Engage significantly less
2	Engage somewhat less
3	Engage somewhat more
4	Engage significantly more
5	Engage at the same level it does currently
6	Don't know

A10. To what extent do you trust domestic private sector to engage in public service delivery in Brazil?

1	To a very low degree
2	To a somewhat low degree
3	To a somewhat high degree
4	To a very high degree
5	Don't know

A11. To what extent do you trust international private sector to engage in public service delivery in Brazil?

1	To a very low degree
2	To a somewhat low degree
3	To a somewhat high degree
4	To a very high degree
5	Don't know

SECTION B: OVERALL ATTITUDES TOWARD THE WORLD BANK GROUP

B1. How familiar are you with the work of these organizations in Brazil?											
		Not familiar at all								Extremely familiar	
1	World Bank Group (WBG)	1	2	3	4	5	6	7	8	9	10
2	Inter-American Development Bank (IDB/BID)	1	2	3	4	5	6	7	8	9	10
3	Latin American Development Bank (CAF)	1	2	3	4	5	6	7	8	9	10

B2. Overall, please rate your impression of the effectiveness of these organizations in Brazil.												
		Not effective at all									Very effective	Don't know
1	World Bank Group (WBG)	1	2	3	4	5	6	7	8	9	10	<input type="checkbox"/>
2	Inter-American Development Bank (IDB/BID)	1	2	3	4	5	6	7	8	9	10	<input type="checkbox"/>
3	Latin American Development Bank (CAF)	1	2	3	4	5	6	7	8	9	10	<input type="checkbox"/>

B3. To what extent do you believe the World Bank Group's staff is well prepared (e.g., skills and knowledge) to help Brazil solve its most complicated development challenges?											
1	2	3	4	5	6	7	8	9	10	<input type="checkbox"/>	
To no degree at all								To a very significant degree		Don't know	

SECTION B: OVERALL ATTITUDES TOWARD THE WORLD BANK GROUP

B4. When thinking about how the World Bank Group can have the most impact on development results in Brazil, in which sectors do you believe the World Bank Group should focus most of its resources (financial and knowledge services) in Brazil? (Choose no more than THREE)			
1	Private sector development	16	Crime and violence
2	Education	17	Natural resource management (renewable/non-renewable)
3	Climate change (e.g., mitigation, adaptation)	18	Anti-corruption
4	Urban development	19	Foreign direct investment
5	Law and justice (e.g., judicial system)	20	Environmental sustainability
6	Financial markets	21	Transport (e.g., roads, bridges, transportation)
7	Social protection (e.g., pensions, targeted social assistance)	22	Agriculture and rural development
8	Gender equity (closing the gap between women and men, and boys and girls)	23	Trade and exports
9	Energy	24	Economic growth
10	Water and sanitation	25	Disaster risk management
11	Regulatory framework	26	Equality of opportunity (i.e., social inclusion)
12	Job creation/employment	27	Communicable/non-communicable diseases
13	Health	28	Information and communications technology
14	Public sector governance/reform (i.e., government effectiveness, public financial management, public expenditure, fiscal system reform, fiscal adjustment, pension reform)	29	Welfare of vulnerable population (afrodescendants, indigenous, quilombolas, and other traditional communities)
15	Global/regional integration	30	Poverty reduction

SECTION B: OVERALL ATTITUDES TOWARD THE WORLD BANK GROUP

B5. When thinking about the World Bank Group's role, which activity do you believe is of greatest VALUE and which activity is of second greatest value in Brazil?			
		Greatest Value (Choose only ONE)	Second Greatest Value (Choose only ONE)
1	Bringing together different groups of stakeholders	<input type="checkbox"/>	<input type="checkbox"/>
2	Capacity development related to World Bank Group supported projects	<input type="checkbox"/>	<input type="checkbox"/>
3	Technical assistance	<input type="checkbox"/>	<input type="checkbox"/>
4	Policy advice, studies, analyses	<input type="checkbox"/>	<input type="checkbox"/>
5	Financial resources	<input type="checkbox"/>	<input type="checkbox"/>
6	Data and statistics	<input type="checkbox"/>	<input type="checkbox"/>
7	Promoting knowledge sharing	<input type="checkbox"/>	<input type="checkbox"/>
8	Implementation support	<input type="checkbox"/>	<input type="checkbox"/>
9	Mobilizing third party financial resources	<input type="checkbox"/>	<input type="checkbox"/>
10	Donor coordination	<input type="checkbox"/>	<input type="checkbox"/>
11	Reaching out to general public and advocating for reforms	<input type="checkbox"/>	<input type="checkbox"/>
12	Other (please specify): _____	<input type="checkbox"/>	<input type="checkbox"/>

B6. Which of the following do you identify as the World Bank Group's greatest WEAKNESSES in its work in Brazil? (Choose no more than TWO)	
1	Inadequate World Bank Group's staffing in Brazil
2	Not client focused
3	Not collaborating enough with partners such as bilaterals, multilaterals, trust funds, UN
4	Not aligned with country priorities
5	Not adequately sensitive to political/social realities in Brazil
6	Too influenced by developed countries
7	Not willing to honestly criticize policies and reform efforts in the country
8	Staff too inaccessible
9	Not collaborating enough with private sector
10	World Bank Group's processes too slow and complex
11	Not adequately flexible
12	Not sufficiently focused on sustainable results
13	Not collaborating enough with civil society (e.g., NGOs, CBOs)
14	Not enough public disclosure of its work
15	Arrogant in its approach
16	Other (please specify): _____
17	Don't know

SECTION B: OVERALL ATTITUDES TOWARD THE WORLD BANK GROUP

B7. To what extent do you believe that the World Bank Group's work and support help the poorest in Brazil? (Select only ONE response)

1	To a fully sufficient degree
2	To a somewhat sufficient degree
3	To a somewhat insufficient degree
4	To a very insufficient degree
5	Don't know

B8. From your perspective, which of the following best describes the World Bank Group's current emphasis on investing in human capital (e.g., education, health, social protection)?

1	Increased its emphasis recently
2	Decreased its emphasis recently
3	Emphasis has remained pretty consistent over time
4	Don't know

B9. In addition to the regular relations with the national government, which TWO of the following groups should the World Bank Group collaborate with more in your country? (Choose no more than TWO)

1	Local government	7	Private sector
2	Donor community	8	Parliament
3	NGOs/Community Based Organizations	9	Foundations
4	Academia/think tanks/research institutes	10	Media
5	Beneficiaries	11	Other (please specify): _____
6	Youth/university groups	12	Don't know

To what extent do you agree with the following statements about the World Bank Group's work in Brazil?

		Strongly disagree										Strongly agree	Don't know
B10	Overall the World Bank Group currently plays a relevant role in development in Brazil	1	2	3	4	5	6	7	8	9	10	<input type="checkbox"/>	
B11	The World Bank Group's work is aligned with what I consider the development priorities for Brazil	1	2	3	4	5	6	7	8	9	10	<input type="checkbox"/>	

SECTION B: OVERALL ATTITUDES TOWARD THE WORLD BANK GROUP

To what extent is the World Bank Group an effective development partner in Brazil, in terms of each of the following?												
		To no degree at all					To a very significant degree					Don't know
		1	2	3	4	5	6	7	8	9	10	
B12	Responsiveness to needs											<input type="checkbox"/>
B13	Flexibility (in terms of the institution's products and services)											<input type="checkbox"/>
B14	Flexibility (in terms of changing country circumstances)											<input type="checkbox"/>
B15	Being inclusive											<input type="checkbox"/>
B16	Openness (sharing data and other information)											<input type="checkbox"/>
B17	Collaboration with the Government											<input type="checkbox"/>
B18	The speed in which it gets things accomplished on the ground											<input type="checkbox"/>
B19	Helping to bring discipline/effective supervision to implementation of investment projects											<input type="checkbox"/>
B20	Collaboration with civil society											<input type="checkbox"/>
B21	Staff accessibility											<input type="checkbox"/>
B22	Collaboration with other donors and development partners											<input type="checkbox"/>
B23	Collaboration with the private sector											<input type="checkbox"/>
B24	Straightforwardness and honesty											<input type="checkbox"/>
B25	Treating clients and stakeholders in Brazil with respect											<input type="checkbox"/>
B26	Being a long-term partner											<input type="checkbox"/>

B27. Which World Bank Group's instruments do you believe are the MOST effective in reducing poverty in Brazil? (Choose no more than TWO)	
1	Technical assistance (advice, best practice, international experience, etc.)
2	Investment lending (financing specific projects)
3	Policy based lending/budget support to the Government
4	Trust Fund management
5	Knowledge products/services (analytical work, studies, surveys, etc.)
6	Capacity development
7	Multi-sectoral approaches
8	Other (please specify): _____
9	Don't know

SECTION C: WORLD BANK GROUP'S EFFECTIVENESS AND RESULTS

C1. How EFFECTIVE do you believe the World Bank Group is in terms of the work it does in the following areas of development in Brazil? *(If you have NO exposure to/experience in working in any of the sectors listed below, please respond "Don't know")*

		Not effective at all										Very effective	Don't know
1	Social protection (e.g., pensions, targeted social assistance)	1	2	3	4	5	6	7	8	9	10		<input type="checkbox"/>
2	Gender equity (closing the gap between women and men, and boys and girls)	1	2	3	4	5	6	7	8	9	10		<input type="checkbox"/>
3	Private sector development	1	2	3	4	5	6	7	8	9	10		<input type="checkbox"/>
4	Education	1	2	3	4	5	6	7	8	9	10		<input type="checkbox"/>
5	Public sector governance/reform (i.e., government effectiveness, public financial management, public expenditure, fiscal system reform)	1	2	3	4	5	6	7	8	9	10		<input type="checkbox"/>
6	Global/regional integration	1	2	3	4	5	6	7	8	9	10		<input type="checkbox"/>
7	Welfare of vulnerable population (afrodescendants, indigenous, quilombolas, and other traditional communities)	1	2	3	4	5	6	7	8	9	10		<input type="checkbox"/>
8	Urban development	1	2	3	4	5	6	7	8	9	10		<input type="checkbox"/>
9	Energy	1	2	3	4	5	6	7	8	9	10		<input type="checkbox"/>
10	Water and sanitation	1	2	3	4	5	6	7	8	9	10		<input type="checkbox"/>
11	Regulatory framework	1	2	3	4	5	6	7	8	9	10		<input type="checkbox"/>
12	Job creation/employment	1	2	3	4	5	6	7	8	9	10		<input type="checkbox"/>
13	Health	1	2	3	4	5	6	7	8	9	10		<input type="checkbox"/>
14	Financial markets	1	2	3	4	5	6	7	8	9	10		<input type="checkbox"/>
15	Transport (e.g., roads, bridges, transportation)	1	2	3	4	5	6	7	8	9	10		<input type="checkbox"/>
16	Agriculture and rural development	1	2	3	4	5	6	7	8	9	10		<input type="checkbox"/>
17	Trade and exports	1	2	3	4	5	6	7	8	9	10		<input type="checkbox"/>
18	Crime and violence	1	2	3	4	5	6	7	8	9	10		<input type="checkbox"/>
19	Natural resource management (renewable/non-renewable)	1	2	3	4	5	6	7	8	9	10		<input type="checkbox"/>
20	Climate change (e.g., mitigation, adaptation)	1	2	3	4	5	6	7	8	9	10		<input type="checkbox"/>
21	Poverty reduction	1	2	3	4	5	6	7	8	9	10		<input type="checkbox"/>
22	Anti-corruption	1	2	3	4	5	6	7	8	9	10		<input type="checkbox"/>
23	Law and justice (e.g., judicial system)	1	2	3	4	5	6	7	8	9	10		<input type="checkbox"/>
24	Economic growth	1	2	3	4	5	6	7	8	9	10		<input type="checkbox"/>
25	Disaster risk management	1	2	3	4	5	6	7	8	9	10		<input type="checkbox"/>
26	Equality of opportunity (i.e., social inclusion)	1	2	3	4	5	6	7	8	9	10		<input type="checkbox"/>
27	Communicable/non-communicable diseases	1	2	3	4	5	6	7	8	9	10		<input type="checkbox"/>
28	Information and communications technology	1	2	3	4	5	6	7	8	9	10		<input type="checkbox"/>
29	Foreign direct investment	1	2	3	4	5	6	7	8	9	10		<input type="checkbox"/>
30	Environmental sustainability	1	2	3	4	5	6	7	8	9	10		<input type="checkbox"/>

**SECTION C: WORLD BANK GROUP'S EFFECTIVENESS AND RESULTS**

C2. To what extent does the World Bank Group's work help to achieve development results in Brazil?											
1	2	3	4	5	6	7	8	9	10	<input type="checkbox"/>	
To no degree at all									To a very significant degree		Don't know

C3. To what extent does the World Bank Group influence the development agenda in Brazil?											
1	2	3	4	5	6	7	8	9	10	<input type="checkbox"/>	
To no degree at all									To a very significant degree		Don't know

To what extent do you agree with the following statements about the World Bank Group in Brazil?														
		Strongly disagree										Strongly agree		Don't know
C4	The World Bank Group's financial instruments (i.e., investment lending, Development Policy Loan, Trust Funds, Program-for-Results, etc.) meet the needs of Brazil	1	2	3	4	5	6	7	8	9	10	<input type="checkbox"/>		
C5	The World Bank Group meets Brazil's needs for knowledge services (e.g., research, analysis, data, technical assistance)	1	2	3	4	5	6	7	8	9	10	<input type="checkbox"/>		

SECTION D: THE WORLD BANK GROUP'S KNOWLEDGE WORK AND ACTIVITIES (i.e., ANALYSIS, STUDIES, RESEARCH, DATA, REPORTS, CONFERENCES)

D1. How frequently do you consult World Bank Group's knowledge work and activities in the work you do?

1	Weekly
2	Monthly
3	A few times a year
4	Rarely
5	Never

In Brazil, to what extent do you believe that the World Bank Group's knowledge work and activities:

	To no degree at all										To a very significant degree										Don't know
D2	Are timely																				<input type="checkbox"/>
D3	Include appropriate level of stakeholder involvement during preparation																				<input type="checkbox"/>
D4	Lead to practical solutions																				<input type="checkbox"/>
D5	Are source of relevant information on global good practices																				<input type="checkbox"/>
D6	Are adequately disseminated																				<input type="checkbox"/>
D7	Are translated enough into local language																				<input type="checkbox"/>
D8	Are adaptable to Brazil's specific development challenges and country circumstances																				<input type="checkbox"/>
D9	Are accessible (well written and easy to understand)																				<input type="checkbox"/>

D10. Overall, how significant a contribution do you believe the World Bank Group's knowledge work and activities make to development results in your country?

1	2	3	4	5	6	7	8	9	10	<input type="checkbox"/>
Not significant at all									Very significant	Don't know

D11. Overall, how would you rate the technical quality of the World Bank Group's knowledge work and activities?

1	2	3	4	5	6	7	8	9	10	<input type="checkbox"/>
Very low technical quality									Very high technical quality	Don't know

SECTION E: WORKING WITH THE WORLD BANK GROUP

To what extent do you agree/disagree with the following statements?														
		Strongly disagree										Strongly agree		Don't know
E1	The World Bank Group disburses funds promptly	1	2	3	4	5	6	7	8	9	10	<input type="checkbox"/>		
E2	The World Bank Group effectively monitors and evaluates the projects and programs it supports	1	2	3	4	5	6	7	8	9	10	<input type="checkbox"/>		
E3	The World Bank Group’s approvals and reviews are done in a timely fashion	1	2	3	4	5	6	7	8	9	10	<input type="checkbox"/>		
E4	The World Bank Group’s Environmental and Social Framework requirements are reasonable	1	2	3	4	5	6	7	8	9	10	<input type="checkbox"/>		
E5	The World Bank Group’s conditions on its lending are reasonable	1	2	3	4	5	6	7	8	9	10	<input type="checkbox"/>		
E6	The World Bank Group takes decisions quickly in Brazil	1	2	3	4	5	6	7	8	9	10	<input type="checkbox"/>		
E7	Working with the World Bank Group increases Brazil’s institutional capacity	1	2	3	4	5	6	7	8	9	10	<input type="checkbox"/>		
E8	Where country systems (e.g., procurement, financial management, etc.) are adequate, the World Bank Group makes appropriate use of them	1	2	3	4	5	6	7	8	9	10	<input type="checkbox"/>		
E9	The World Bank Group provides effective implementation support (i.e., supervision of projects)	1	2	3	4	5	6	7	8	9	10	<input type="checkbox"/>		

E10. To what extent do you believe that the World Bank Group's work helps to find solutions that promote private public partnerships in Brazil?												
1	2	3	4	5	6	7	8	9	10			
To no degree at all									To a very significant degree	Don't know		

E11. Which of the following best describes the World Bank Group's support in Brazil? (Select only one response)	
1	The World Bank Group is sufficiently selective and focuses on the most important development challenges in Brazil
2	The World Bank Group is not sufficiently selective in Brazil, and it is involved in too many areas of development.
3	Don't know

SECTION F: THE FUTURE ROLE OF THE WORLD BANK GROUP IN BRAZIL

F1. Which of the following **SHOULD** the World Bank Group do to make itself of greater value in Brazil? (Choose no more than TWO)

1	Engage more effectively with partners such as bilaterals, multilaterals, trust funds, UN
2	Offer more innovative financial products
3	Ensure greater selectivity in its work
4	Provide more adequate data/knowledge/statistics/figures on Brazil's economy
5	Collaborate more effectively with Government clients (e.g., national, state, local)
6	Work faster
7	Reduce the complexity of obtaining World Bank Group financing
8	Help to bring discipline/effective supervision to implementation of World Bank Group projects
9	Engage more effectively with civil society (e.g., NGOs, CBOs)
10	Increase the level of capacity development in the country
11	Offer more innovative knowledge services
12	Engage more directly with beneficiaries
13	Improve the quality of its experts as related to Brazil's specific challenges
14	Engage more effectively with private sector
15	Other (please specify): _____

F2. When considering the combination of services that the World Bank Group offers in Brazil, and taking into account its limited level of resources, which **ONE** of the following do you believe the World Bank Group should offer more of in Brazil? (Select only ONE response)

1	Financial services
2	Knowledge products
3	Convening services
4	None of the above
5	The combination is appropriate for Brazil
6	Reaching out to general public and advocating for reforms
7	Don't know

SECTION G: COMMUNICATION AND INFORMATION SHARING

G1. How frequently do you interact with the World Bank Group now in Brazil?	
1	Never
2	Less than once a year
3	Once a year to a few times a year
4	Less than once a month
5	At least once a month
6	At least once a week

G2. How do you get most of your information about economic and social development issues in Brazil? (Choose no more than TWO)			
1	Local television	6	International newspapers
2	Internet	7	International television
3	Periodicals	8	Local newspapers
4	International radio	9	Local radio
5	Social media (e.g., blogs, Facebook, Twitter, YouTube, Flickr)	10	Other (please specify): _____

G3. How would you prefer to receive information from the World Bank Group? (Choose no more than TWO)			
1	World Bank Group's website	4	e-Newsletters
2	Social media (e.g., blogs, Facebook, Twitter, YouTube, Flickr)	5	World Bank Group's seminars/workshops/conferences
3	World Bank Group's publications and other written materials	6	Direct contact with World Bank Group (i.e., face to face meetings/discussions)

G4. Which Internet connection do you use primarily when visiting a World Bank Group website?	
1	High speed/WiFi
2	Dial-up

SECTION G: COMMUNICATION AND INFORMATION SHARING

G5. Over the past SIX MONTHS, on average how often did you do any of the following related to the World Bank Group (WBG)?					
		Every few days	Every few weeks	Every few months	Not at all
1	Read, viewed or heard a story about the WBG in local media (newspaper, magazine, TV, radio)	<input type="checkbox"/>	<input type="checkbox"/>	<input type="checkbox"/>	<input type="checkbox"/>
2	Read, viewed or heard a story about the WBG in global media (newspaper, magazine, TV, radio)	<input type="checkbox"/>	<input type="checkbox"/>	<input type="checkbox"/>	<input type="checkbox"/>
3	Interacted with the WBG on Social Media (e.g. read a post or tweet, liked, commented, shared, retweeted)	<input type="checkbox"/>	<input type="checkbox"/>	<input type="checkbox"/>	<input type="checkbox"/>
4	Visited a WBG website (e.g. read a blog, used data)	<input type="checkbox"/>	<input type="checkbox"/>	<input type="checkbox"/>	<input type="checkbox"/>
5	Attended an event/conference hosted by the WBG	<input type="checkbox"/>	<input type="checkbox"/>	<input type="checkbox"/>	<input type="checkbox"/>
6	Watched a webinar or online event hosted by the WBG	<input type="checkbox"/>	<input type="checkbox"/>	<input type="checkbox"/>	<input type="checkbox"/>
7	Read some or all of a WBG research paper or publication	<input type="checkbox"/>	<input type="checkbox"/>	<input type="checkbox"/>	<input type="checkbox"/>
8	Met professionally with WBG staff	<input type="checkbox"/>	<input type="checkbox"/>	<input type="checkbox"/>	<input type="checkbox"/>
9	Read a WBG e-newsletter	<input type="checkbox"/>	<input type="checkbox"/>	<input type="checkbox"/>	<input type="checkbox"/>

G6	Have you requested information from the World Bank Group on its activities in the past year? <i>(If YES please go to Question G7; if NO please go to H1)</i>	Yes	No
G7	Were you able to obtain this information?	Yes	No

SECTION H: BACKGROUND INFORMATION

H1. Which of the following best describes your current affiliation? (Select only ONE response)			
1	Office of the President, Prime Minister	11	Private Foundation
2	Office of Minister	12	NGO/Community Based Organization
3	Office of Parliamentarian	13	Media (press, radio, TV, web, etc.)
4	Employee of a Ministry, Ministerial Department or Implementation Agency	14	Independent Government Institution (i.e., Regulatory Agency, Central Bank/oversight institution)
5	Project Management Unit (PMU) overseeing implementation of project/Consultant/Contractor working on World Bank Group supported project/program	15	Trade Union
6	Local Government Office or Staff	16	Faith-Based Group
7	Bilateral Agency	17	Youth Group
8	Multilateral Agency	18	Academia/Research Institute/Think Tank
9	Private Sector Organization	19	Judiciary Branch
10	Financial Sector/Private Bank	20	Other (please specify): _____

H2. Please identify the primary specialization of your work. (Select only ONE response)			
1	Water	12	Gender
2	Social protection and labor	13	Transport and ICT
3	Fragility, conflict and violence	14	Urban, rural, and social development
4	Environment and natural resources	15	Governance
5	Public-private partnerships	16	Poverty
6	Education	17	Jobs
7	Health, nutrition, and population	18	Agriculture
8	Energy and extractives	19	Climate change
9	Macroeconomics and fiscal management	20	Generalist (specialized in multiple sectors)
10	Trade and competitiveness	21	Other (please specify): _____
11	Finance and markets		

H3. Currently, do you professionally collaborate/work with the World Bank Group (IBRD, IFC, MIGA, ICSID) in your country?	
1	Yes
2	No

H4. If yes, which of the following agencies of the World Bank Group do you primarily collaborate/work with in Brazil? (Select only ONE response)	
1	The World Bank (IBRD)
2	The International Finance Corporation (IFC)
3	The Multilateral Investment Guarantee Agency (MIGA)

SECTION H: BACKGROUND INFORMATION

H5. Do your projects involve both the World Bank and the IFC?	
1	Yes
2	No

H6. Which of the following describes most of your exposure to the World Bank Group in Brazil? (Choose no more than TWO)	
1	Observer (i.e., follow in media, discuss in informal conversations, etc.)
2	Use World Bank Group reports/data
3	Engage in World Bank Group related/sponsored events/activities
4	Collaborate as part of my professional duties
5	Use World Bank Group website for information, data, research, etc.

H7. What's your gender?	
1	Female
2	Male

H8. What's your age?	
1	25 and under
2	26-35
3	36-45
4	46-55
5	56 and above

H9. Which best represents your geographic location?	
1	North
2	South
3	Southeast
4	Northeast
5	Center-West

Thank you for completing the survey!