

EGRS II Wave 4

# GRADE 3

## Learner Assessment

Test development: L Pretorius, M Schaefer

Translation: S Madonsela

Department of Basic Education



Licensed as Attribution-NonCommercial 4.0 International (CC BY-NC 4.0)

You are free to:

Share — copy and redistribute the material in any medium or format

Adapt — remix, transform, and build upon the material

The licensor cannot revoke these freedoms as long as you follow the license terms.

Under the following conditions

Attribution — You must give appropriate credit, provide a link to the license, and indicate if changes were made. You may do so in any reasonable manner, but not in any way that suggests the licensor endorses you or your use.

NonCommercial — You may not use the material for commercial purposes.

No additional restrictions — You may not apply legal terms or technological measures that legally restrict others from doing anything the license permits.

#### Recommended Citation:

Department of Basic Education, 2019, Grade 3 Wave 4 Learner Assessment, Second Early Grade Reading Study. Pretoria: Department of Basic Education.

Contents

Instructions for converting to Tangerine-TM..... 4

Introduction to the learner ..... 5

Learner Information ..... 5

Task 1: Rapid Letter Naming ..... 6

Task 2: HL Letter Sound Recognition ..... 8

Task 3.1 HL ORF ..... 10

Task 3.2. HL ORF Text Comprehension ..... 12

Task 4: English Word Recognition..... 13

Task 5.1. English text reading..... 15

Task 5.2. English text reading comprehension ..... 17

Task 6. “Tell me” - English Expressive Vocabulary ..... 18

Task 7. “Answer me” - English Listening Comprehension ..... 20

Introduction to written assessment ..... 23

HL written comprehension ..... 24

English written comprehension ..... 29

Maths ..... 34

## Instructions for converting to Tangerine-TM

This document includes the Grade 3 individual and written assessments. There should be separate forms on Tangerine for each language and format of the test as specified below for a total of **six** Tangerine forms.

- Grade 3 individual test – isiZulu
- Grade 3 individual test – Siswati
- Grade 3 written test – isiZulu - instructions
- Grade 3 written test – Siswati – instructions
- Grade 3 written test – isiZulu - marking
- Grade 3 written test – Siswati - marking

Note the labels for each task which indicate which grade they apply to. Including both tests in one document should make it easier for the service provider to load onto Tangerine.

The instructions for these tests can be found in the middle (isiZulu) and right (Siswati) hand column of each instructions table. The English translations are supplied only as a guide and are not to be used on Tangerine-TM.

All **grids** should be:

- Fixed
- 5 columns (unless otherwise specified)
- Small font

**Option** questions should include the number of the question/item, as well as the answer visible to the enumerator.

Suggested variable names are included in the section “Notes for transfer to Tangerine”. Any changes should be recorded.

~~Start of individual learner assessment~~

## Introduction to the learner

English	isiZulu	Siswati
Introduction	Introduction	Introduction
Say to the learner:	Say to the learner:	Say to the learner:
<p>Hello. My name is _____. Today we are going to do a few activities together for 20minutes. I will explain what I will ask you to do before each activity starts, but it is very similar to what you do in school every day. Everything we do today will just be between you and me. It's not for marks.</p> <p>Can we begin?</p>	<p>Sawubona. Igama lami ngu _____. Namuhla sizokwenza ndawonye imisebenzi embalwa imizuzu eyi-20. Ngizokuchazela ukuthi ngicela wenzeni ngaphambi kokuqala komsebenzi ngamunye, kodwa kuyafana nalokho okwenza esikoleni nsuku zonke. Konke esikwenzayo namuhla kuzoba phakathi kwami nawe. Akunamamaki atholwayo.</p> <p>Sesingaqala manje?</p>	<p>Sawubona. Ligama lami ngu _____. Lamuhla sitakwenta imisebenti lembalwa ndawonye emaminithi lali-20. Ngitakuchazela kutsi ngicela wenteni ngembi kwekucala kwemsebenzi ngamunye, kodwa kuyafana naloko lokwenta esikolweni emalanga onkhe. Konkhe lesikwentako lamuhla kutawuba semkhatsini kwami nawe. Kute emamaki latfolwako.</p> <p>Sesingacala yini nyalo?</p>

## Learner Information

<p><b>On Tangerine:</b></p> <ul style="list-style-type: none"> <li>• <b>Linking Identifier:</b> (input existing linking ID from linking form for Wave 4); use capital letters</li> <li>• <b>School EMIS:</b></li> <li>• <b>School Name:</b></li> <li>• <b>Learner Name:</b></li> <li>• <b>Learner Surname:</b></li> <li>• <b>Age:</b></li> <li>• <b>Sex:</b>    1 male    0 female</li> <li>• <b>Grade:</b>   1 = Gr 1    2 = Gr2    3 = Gr3    4 = Gr 4</li> <li>• <b>Teacher Name</b></li> <li>• <b>Teacher Surname</b></li> </ul>
--



## Task 1: Rapid Letter Naming

English	isiZulu	Siswati
Instructions for learner:	Instructions for learner:	
<p><i>Place chart 1.1. in front of the learner.</i></p> <p>Now I want to see how fast you can say the <u>sounds</u> of these <u>letters</u> (<i>wave over the chart</i>) before the time runs out. Lets make sure you know the sounds these letters make.</p> <p><i>Place your finger on each letter and say <u>What sound does this letter make in isiZulu/Siswati?</u></i></p> <p><i>If correct: Yes, that is <u>correct</u>.</i></p> <p><i>If wrong or no response: <u>This letter is</u> [letter sound].</i></p> <p><i>Make sure the child knows all letters before you move on.</i></p> <p><i>Show chart 1.2. I am going to ask you to say the <u>sounds</u> for these <u>letters</u> on this chart as fast as you can. Start here (<i>point to upper left corner</i>) and carry on saying the <u>sounds</u> across the row, and when you are finished the row, go to the next one (<i>show with your finger how they should read from left to right and then go to the next row</i>). Do you understand?</i></p> <p><i>Cover the learner page with the examples sheet for 5 seconds. Please start saying the <u>sounds</u> of these <u>letters</u> as fast as you can when I say “start”.</i></p> <p>Are you ready?</p> <p><b>Start.</b> [<i>uncover the page</i>]</p> <p><i>Start timer (20 sec) when child sounds the first letter. Capture remaining time if necessary.</i></p>	<p><i>Place chart 1.1. in front of the learner.</i></p> <p>Manje ngifuna ukubona ukuthi ushesha kangakanani ukusho le <u>misindo yalezi zinhlamvu</u> (<i>wave over the chart</i>) ngaphambi kokuba kuphele isikhathi. Asiqinisekise ukuthi uyayazi imisindo eyenziwa yilezi zinhlamvu.</p> <p><i>Place your finger on each object and say <u>Yimuphi umsindo owenziwa yilolu hlamvu esiZulwini?</u></i></p> <p><i>If correct: Yebo, <u>kunjalo</u>.</i></p> <p><i>If wrong or no response: <u>Lolu hlamvu ngu</u> [uhlamvu lomsindo]. Make sure the child knows all letters before you move on.</i></p> <p><i>Show chart 1.2. Ngizokucela ukuba usho <u>imisindo yalezi zinhlamvu</u> kuleli shadi ngokushesha. Qala lapha (<i>point to upper left corner</i>) bese uqhubeka usho imisindo yonke emgqeni, uma usuqedile kulowo mugqa qhubekela kolandelayo (<i>show with your finger how they should read from left to right and then go to the next row</i>). Ingabe uyaqondisisa?</i></p> <p><i>Cover the learner page with the examples sheet for 5 seconds. Qala ngokusho amagama alezi zinto <u>ngokushesha</u> uma ngithi “qala”.</i></p> <p>Ingabe usulungile?</p> <p><b>Qala.</b> [<i>uncover the page</i>]</p> <p><i>Start timer (20 sec) when child sounds the first letter. Capture remaining time if necessary.</i></p>	<p><i>Place chart 1.1. in front of the learner.</i></p> <p>Nyalo ngifuna kubona kutsi ushesha kangamani kusho le <u>misindvo yaletinhlavu</u> (<i>wave over the chart</i>) ngembi kwekuphela kwesikhatsi. Asicinisekise kutsi uyayati imisindvo leyentiwa nguletinhlavu.</p> <p><i>Place your finger on each object and say <u>Ngumuphi umsindvo lowentiwa nguloluhlavu eSiswatini?</u></i></p> <p><i>If correct: Yebo, <u>kunjalo</u>.</i></p> <p><i>If wrong or no response: <u>Loluhlavu ngu</u> [luhlavu lwemsindvo]. Make sure the child knows all letters before you move on.</i></p> <p><i>Show chart 1.2. Ngitakucela usho <u>imisindvo yaletinhlavu</u> kulelishadi ngekushesha. Cala la (<i>point to upper left corner</i>) bese uchubeka usho yonkhe imisindvo emgceni, nasewucedzile kuloyomugca chubekela kulolandzelako (<i>show with your finger how they should read from left to right and then go to the next row</i>). Uyevisisa yini?</i></p> <p><i>Cover the learner page with the examples sheet for 5 seconds. Cala ngekusho emagama aletintfo <u>ngokushesha</u> nangitsi “cala”.</i></p> <p>Sewulungile yini?</p> <p><b>Cala.</b> [<i>uncover the page</i>]</p> <p><i>Start timer (20 sec) when child sounds the first letter. Capture remaining time if necessary.</i></p>

Note for transfer to Tangerine	Timed for <u>20</u> seconds, capture remaining time
Variable name	RAN_letters
1_att	Number of objects attempted
1_cor	Number of objects sounded correctly
1_time	Remaining time

On Tangerine:

otaeb|tolbaelb|taeotbloeatlebaaelbota

Chart 1.3.2. Letters

1.2.1

o l a e t b

Figure 1. Chart 1.1. Practice

o t a e b l t o l  
b a e l b t a e o  
t b l o e a t l e  
b a o e l b o t a

Figure 2. Chart 1.2. Rapid Letter Naming



## Task 2: HL Letter Sound Recognition

English	isiZulu	Siswati
Instructions for learner:	Instructions for learner:	
<i>Place chart 2 in front of the learner</i>	<i>Place chart 2 in front of the learner</i>	<i>Place chart 2 in front of the learner</i>
<p>I am going to ask you to read some isiZulu/Siswati letters to me. Please tell me what <u>sound</u> each letter makes. Please read as many letters as you can from left to right, such as in this example (show example). I will tell you when to stop.</p> <p>Are you ready?</p> <p>Begin.</p> <p><i>Start timer when you say start.</i></p>	<p>Ngizokucela ukuba ungifundele izinhlamvu ezithile zesiZulu. Ngitshele ukuthi uhlamvu ngalunye lwenza muphi umsindo. Funda izinhlamvu eziningi ukusukela kwesokunxele ukuya kwesokudla njengakulesi sibonelo (show example). Ngizokutshela ukuthi ume.</p> <p>Ingabe usulungile?</p> <p>Qala.</p> <p><i>Start timer when you say start.</i></p>	<p>Ngitakucela ungifundzele tinhlavu letitsite teSiswati. Ngitjele kutsi luhlavu ngalunye lwenta muphi umsindvo. Fundza tinhlavu letinyenti kusukela kusancele kuya kusekudla njengakulesibonelo (show example). Ngitakutjela kutsi ume.</p> <p>Sewulungile yini?</p> <p>Cala.</p> <p><i>Start timer when you say start.</i></p>

Note for transfer to Tangerine	Timed for <u>60</u> seconds, capture remaining time
Variable name	letters
2_att	Number of letters attempted
2_cor	Number of letters sounded correctly
2_time	Remaining time



Chart 2 LETTER SOUNDS

Isibonelo:

b	n	s	F
---	---	---	---

m	l	h	g	S	y	Z	W	p	e
L	k	T	D	b	a	c	o	n	ng
i	b	th	M	U	sh	j	dl	K	u
g	O	B	kh	l	f	hl	M	s	kw
S	N	ph	B	p	v	k	a	E	D
u	A	t	P	f	sh	h	e	a	t
dw	G	H	B	S	l	g	m	i	j
B	dl	o	m	A	N	E	Y	p	t
g	K	B	ny	y	bh	Z	V	D	nc
f	s	ng	a	z	p	C	th	G	sw
V	ncw	c	h	nhl	g	sh	y	kh	t



## Task 3.1 HL ORF

\*\*\*The isiZulu passage is taken from VulaBula. The Siswati version is a translation from isiZulu by S Madonsela.

\*\*\*Distribution permissions should be granted from Vula Bula before making the EGRS II test publicly available.

\*\*\*The isiZulu questions are from ERA isiXhosa and isiZulu literacy tests<sup>1</sup>

English	isiZulu:	Siswati:
Instructions for learner:	Instructions for learner:	
<i>Place chart 3 in front of the learner</i>	<i>Place chart 3 in front of the learner</i>	<i>Place chart 3 in front of the learner</i>
<p>I am going to ask you to read a story to me out loud. Read as best you can. I will ask you some questions when you are finished reading so make sure to remember what you read.</p> <p>This story is called “Stone Soup”</p> <p>Are you ready to read the story to me out loud? I will tell you when to stop reading.</p> <p>Start.</p> <p><i>Start timer when you say start.</i></p> <p><i>Capture the last word attempted at the 1-minute mark, but allow the child to continue reading for a further 2 minutes (i.e. 3 minutes in total).</i></p> <p><i>Allow the child to look back for the answers during the comprehension questions.</i></p>	<p>Ngizokucela ukuba ungifundele indaba ngokuphimisela. Funda ngokwekhono lakho. Ngizokubuza imibuzo ethile uma usuqedile ukufunda ngakho-ke qinisekisa ukuthi uyakukhumbula okufundile.</p> <p>Le indaba ethi “Isobho Lamatshe”</p> <p>Ingabe usukulungele ukungifundela indaba ngokuphimisela? Ngizokutshela ukuthi ume.</p> <p>Qala.</p> <p><i>Start timer when you say start.</i></p> <p><i>Capture the last word attempted at the 1-minute mark, but allow the child to continue reading for a further 2 minutes (i.e. 3 minutes in total).</i></p> <p><i>Allow the child to look back for the answers during the comprehension questions.</i></p>	<p>Ngitakucela ungifundzele indzaba ngekuphimisela. Fundza ngekwelikhono lakho. Ngitakubuta imibuto letsite nasewucedzile kufundza ngaloko cinisekisa kutsi uyakukhumbula lokufundzile.</p> <p>Lena yindzaba letsi “Lisobho Lematje”</p> <p>Sewukulungele yini kungifundzela indzaba ngekuphimisela? Ngitakutjela kutsi ume.</p> <p>Cala.</p> <p><i>Start timer when you say start.</i></p> <p><i>Capture the last word attempted at the 1-minute mark, but allow the child to continue reading for a further 2 minutes (i.e. 3 minutes in total).</i></p> <p><i>Allow the child to look back for the answers during the comprehension questions.</i></p>

<sup>1</sup> The ERA Xhosa literacy tests were adapted and modified from the original Xhosa EGRA tests received from the EC provincial department of Basic Education. Funded by Zenex, Dr Lauren Wildschut from ERA and Prof EJ Pretorius from Unisa adapted, piloted and revised the original EGRA assessments during 2015-2016.

Note for transfer to Tangerine	Timed for 60 seconds
Variable name	hl_orf
3_1_att	Number of words attempted
3_1_cor	Number of words read correctly
3_1_time	Remaining time

isiZulu: Isobho lamatshe	total	Cum total
Kunesihambi esilambile(Q1).	2	2
Sahamba sicela emizini yabantu. Abantu babengenakho ukudla(Q2). Isihambi sathola isu.	10	12
Isihambi sathola ibhodwe. Sathatha amatshe sawafaka ebhodweni(Q3).	7	19
Sathela amanzi. Sabasa umlilo, sabeka ibhodwe eziko(Q4).	7	26
Sama salinda ibhodwe laze labila(Q5).	5	31
Kwafika intombazane yacela ukwazi ukuthi siphekani isihambi eziko.	8	39
“Ngipheka isobho elimnandi lamatshe.	4	43
Kodwa kumele ngilifake into ukuze linongeke,” kusho isihambi.	8	51
“Nginezaqathe mina,” wabe esenika isihambi. Sazifaka ebhodweni.	7	58

Siswati: Lisobho lematje	total	Cum total
Kunesihambi lesilambile(Q1).	2	2
Sahamba sicela emitini yebantfu. Bantfu bebete kudla(Q2). Sihambi satfola lisu.	10	12
Sihambi satfola libhodo. Satsatsa ematje sawafaka ebhodweni(Q3).	7	19
Satsela emanti. Sabasa umlilo, sabeka libhodo etiko(Q4).	7	26
Sema salindza libhodo labila(Q5).	4	30
Kwefika intfombatane yacela kwati kutsi siphekani sihambi etiko.	8	38
“Ngipheka lisobho lelimnandzi lematje.	4	42
Kodwa kumele ngilifake intfo letsite kute linongeke,” kusho sihambi.	9	51
“Ngineticadze mine,” watinika sihambi. Satifaka ebhodweni.	6	57

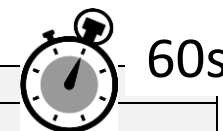
## Task 3.2. HL ORF Text Comprehension

isiZulu Questions			
Umbuzo		Words read	Impendulo
1.	1. Ngubani owayelambile?	2	Isihambi.
2.	2. Yini abantu ababengenayo?	9	Babengenakho ukudla.
3.	3. Senzani isihambi ngamatshe?	19	Sawafaka ebhodweni. Siyapheka.
4.	4. Yini enye into eyenziwa isihambi?	26	Sathela amanzi ebhodweni / sabasa umlilo / sabeka ibhodwe eziko.
5.	5. Sasimeleni isihambi eduze kwebhodwe?	31	Sasilinde ukuthi libile ibhodwe.

Siswati Questions			
Umbuto		Words read	Imphendvulo
1.	1. Ngubani bekalambile?	2	Sihambi.
2.	2. Yini lentfo beanganayo bantfu?	9	Bebete kudla.
3.	3. Sentani sihambi ngematje?	20	Sawafaka ebhodweni. Siyapheka.
4.	4. Nguyiphi lenye intfo leyentiwa sihambi?	26	Satsela emanti ebhodweni / sabasa umlilo / sabeka libhodo etiko.
5.	5. Besimeleni sihambi edvute nelibhodo?	30	Besilindze kutsi libile libhodo.

Note for transfer to Tangerine	Comprehension is untimed
	Ask only questions up to where the learner read
Variable name	HL_comp
3_2_1	1 – correct 0 – incorrect 99 – non response
3_2_2	
3_2_3	
3_2_4	
3_2_5	

## Task 4: English Word Recognition



English	isiZulu	Siswati
Instructions for learner:	Instructions for learner:	
<p><i>Place chart 4.1 in front of the learner.</i></p> <p>Look at these English words. <i>(Point to the words provided on the sheet).</i> I would like you to look at them and tell me the word. Let's start with an example: [examples].</p> <p><i>Place chart 4.2 in front of the learner.</i></p> <p>Now here are some more words. I'd like you to start here, <i>(point to the first word on the chart)</i> and move across the page. <i>(Point across the page from left to right.)</i></p> <p>When I say, 'Begin', read the words as best as you can. Point to each word as you read it. If you don't know the word go to the next word.</p> <p>Are you ready? Begin.</p> <p><i>Start timer (1 min) when you say start.</i></p>	<p><i>Place chart 4.1 in front of the learner.</i></p> <p>Bheka lawa magama wesiNgisi. <i>(Point to the words provided on the sheet).</i> Ngifuna ukuthi uwabheke bese usho igama. Asiqale ngesibonelo: [examples]. <i>Place chart 4.2 in front of the learner.</i></p> <p>Nawa amanye amagama. Ngifuna ukuba uqale lapha, <i>(point to the first word on the chart)</i> bese uvundla nekhasi. <i>(Point across the page from left to right.)</i></p> <p>Uma ngithi, 'Qala', funda amagama ngendlela ozokwazi ngayo. Khomba egameni ngalinye ngenkathi ulifunda. Uma ungalazi igama zama ukulibiza ngemisindo noma udlulele kwelilandelayo.</p> <p>Ingabe usulungile? Qala.</p> <p><i>Start timer (1 min) when you say start.</i></p>	<p><i>Place chart 4.1 in front of the learner.</i></p> <p>Buka lamagama ngesiNgisi. <i>(Point to the words provided on the sheet).</i> Ngifuna kutsi uwabuke bese usho ligama. Asicale ngesibonelo: [examples]. <i>Place chart 4.2 in front of the learner.</i></p> <p>Nawa lamanye emagama. Ngifuna ucale la, <i>(point to the first word on the chart)</i> bese uvundla nelikhasi. <i>(Point across the page from left to right.)</i></p> <p>Nangitsi, 'Cala', fundza emagama ngendlela lotawukhona ngayo. Khomba ligama ngalinye ngesikhatsi ulifundza. Nangabe awulati kahle linga kuliphimisa. Yani kuleli landze lako.</p> <p>Sewulungile yini? Cala.</p> <p><i>Start timer (1 min) when you say start.</i></p>

Note for transfer to Tangerine	Timed for 60 seconds
Variable name	eng_words
4_1_att	Number of words attempted
4_1_cor	Number of words read correctly
4_1_time	Remaining time

## Grade 3 – chart (104 words)

it	be	do	of	we	to	she	was
but	did	eat	got	once	you	day	girl
the	are	boat	some	here	within	then	came
went	have	heat	away	from	their	white	what
near	colour	shape	ideas	which	when	these	drum
square	said	little	there	knee	things	other	answer
water	enough	pictures	carry	wheels	straight	giraffe	bright
mother	people	through	jackal	quickly	hungry	together	kitchen
uncle	thought	earth	oxygen	twisted	complete	heavy	beautiful
giant	different	autumn	general	electricity	surprise	newspaper	multiply
tongue	laugh	morning	ground	knowledge	favourite	environment	journey
reverse	summarise	muscles	energy	triangle	paragraph	character	weight
identify	amount	length	subtract	temperature	measure	thousand	volcano

# Task 5.1. English text reading

ORF



1 +2  
min

Comprehension ∞

English	isiZulu	Siswati
Instructions for learner:	Instructions for learner:	
<i>Place chart 5 in front of the learner</i>	<i>Place chart 5 in front of the learner</i>	<i>Place chart 5 in front of the learner</i>
<p>I am going to ask you to read a story to me out loud. This is a story written in English so I will ask you to read it in English to me. Read as best you can. I will ask you some questions when you are finished reading so make sure to follow the story while you read. I will tell you when to stop reading.</p> <p>This story is called “How the elephant got its trunk”</p> <p>Are you ready to read the story to me out loud?</p> <p><b>Start.</b> (Start from first word of story, not title) Start timer when you say start.</p> <p><i>Capture the last word attempted at the 1-minute mark, but allow the child to continue reading for a further 2 minutes (i.e. 3 minutes in total).</i></p> <p><i>NB: Allow the child to look back for the answers during the comprehension questions.</i></p>	<p>Ngicela ukuba ungifunde le ndaba ngokuphimsela. Le yindaba ebhalwe ngesiNgisi ngakho-ke ngizokucela ukuthi ungifundele yona ngesiNgisi. Funda ngendlela ongakhona ngayo. Ngizokubuza imibuzo ethile uma usuqedile ukufunda ngakho qinisekisa ukuthi uyayiqonda indaba ngenkathi ufunda. Ngizokutshela ukuthi uyekele nini ukufunda.</p> <p>Le yindaba ethi “How the elephant got its trunk”</p> <p>Ingabe usukulungele ukungifundela indaba ngokuphimsela?</p> <p><b>Qala.</b> (Start from first word of story, not title) Start timer when you say start.</p> <p><i>Capture the last word attempted at the 1-minute mark, but allow the child to continue reading for a further 2 minutes (i.e. 3 minutes in total).</i></p> <p><i>NB: Allow the child to look back for the answers during the comprehension questions.</i></p>	<p>Ngitakucela ungifundzele lendzaba ngekuphimsela. Lena yindzaba lebhawwe ngesiNgisi ngako ngitakucela kutsi ungifundzele yona ngesiNgisi. Fundza ngekwelikhono lakho. Ngitakubuta imibuto letsite nasewucedzile kufundza ngako cinisekisa kutsi uyayivisisa indzaba ngesikhatsi ufndza. Ngitakutjela kutsi uyekele nini kufundza.</p> <p>Lena yindzaba letsi “How the elephant got its trunk”</p> <p>Sewukulungele yini kungifundzela indzaba ngekuphimsela?</p> <p><b>Cala.</b> (Start from first word of story, not title) Start timer when you say start.</p> <p><i>Capture the last word attempted at the 1-minute mark, but allow the child to continue reading for a further 2 minutes (i.e. 3 minutes in total).</i></p> <p><i>NB: Allow the child to look back for the answers during the comprehension questions.</i></p>

Note for transfer to Tangerine	Timed for 60 seconds
Variable name	eng_orf
5_1_att	Number of words attempted
5_1_cor	Number of words read correctly
5_1_time	Remaining time

### How the elephant got its trunk

In times long ago, elephants had short noses [Q1].	8
One day Bubu [Q2], the baby elephant, went for a walk through the forest [Q3].	21
He always wanted to know things, so he asked lots of questions [Q4].	33
He walked to the bank of a river.	41
He had never seen a crocodile before.	48
“Hello, Mr Crocodile [Q5]. What do you like to eat?” Bubu asked politely.	60
The crocodile grabbed the little elephant by his nose and pulled hard [Q6].	72
But Bubu fought back by spreading out his legs and pulling back [Q7].	84
At each pull his nose grew longer and longer.	93
At last the crocodile let go of the nose and swam away.	105
Instead of his short nose, Bubu now had a long trunk.	116
He could do all kinds of new things with it!	126
<b>[126 words]</b>	



## Task 5.2. English text reading comprehension

Question		Word	Answer
5.2.1.	Long ago, did elephants have long or short noses?	8	short noses
5.2.2.	In this story, what is the name of the elephant?	11	Bubu
5.2.3.	Where did Bubu, the elephant, go for a walk?	21	through the forest, by the river (banks)
5.2.4.	Who did Bubu talk to at the river?	51	He spoke to a/the/Mr crocodile
5.2.5.	Why did the crocodile grab Bubu's nose?	72	He wanted to pull him into the river to eat him

Note for transfer to Tangerine		Comprehension is untimed
Variable name		Ask only questions up to where the learner read
5_2_1		1 – correct in English 2 – correct in HL then English 3 – correct in HL only 0 – incorrect 99 – non response
5_2_2		1 – correct 0 – incorrect 99 – non response
5_2_3		1 – correct in English 2 – correct in HL then English
5_2_4		3 – correct in HL only 0 – incorrect
5_2_5		99 – non response

## Task 6. "Tell me" - English Expressive Vocabulary

English	isiZulu	Siswati
Instructions for learner:	Instructions for learner:	
<i>Show chart 6.1 and 6.2. to the learner.</i>	<i>Show chart 6.1 and 6.2. to the learner.</i>	<i>Show chart 6.1 and 6.2. to the learner.</i>
<p>I am now going to ask you to tell me the English word for things in this picture. I will point to something in the picture and I would like you to tell me what it is called in <u>English</u>.</p> <p>First let us do an example. What do you call this in English? <u>(point to the star)</u>            If correct: <b>correct</b>.            If incorrect: <b>That's not right. In English we call this: star</b></p> <p>Now it is your turn.</p> <p>What do we call this in English? <i>(repeat this instruction for each item while pointing at the correct picture)</i></p>	<p>Manje ngizokucela unginikeze amagama ngesiNgisi alezi zinto ezisesithombeni. Ngizokhomba okuthile esithombeni bese wena ungitshela ukuthi kubizwani <u>ngesiNgisi</u>.</p> <p>Asiqale ngokwenza isibonelo. Kubizwani lokhu ngesiNgisi? <u>(point to the star)</u>            If correct: <b>kunjalo</b>.            If incorrect: <b>Akunjalo. Lokhu ngesiNgisi sikubiza: star</b></p> <p>Sekuyithuba lakho manje.</p> <p>Sikubizani lokhu ngesiNgisi? <i>(repeat this instruction for each item while pointing at the correct picture)</i></p>	<p>Nyalo ngitakucela unginike emagama ngesiNgisi aletintfo letisesitfombeni. Ngitawukhomba lokutsite esitfombeni bese ungitjela kutsi kubitwani <u>ngesiNgisi</u>.</p> <p>Asicale ngekwenta sibonelo. Kubitwani loku ngesiNgisi? <u>(point to the star)</u>            If correct: <b>kunjalo</b>.            If incorrect: <b>Akusinjalo. Loku ngesiNgisi sikubita: star</b></p> <p>Sekusikhatsi sakho nyalo.</p> <p>Sikubitani loku ngesiNgisi? <i>(repeat this instruction for each item while pointing at the correct picture)</i></p>

	Question - isiZulu	Question - Siswati	Answer
6.1.	Kubizwani lokhu ngesiNgisi?	Kubitwani loku ngesiNgisi?	pig / piggy / piglet
6.2.	Kubizwani lokhu ngesiNgisi?	Kubitwani loku ngesiNgisi?	aeroplane / plane / jet
6.3.	Kubizwani lokhu ngesiNgisi?	Kubitwani loku ngesiNgisi?	Fire (if "wood" say, <i>what do you call the whole thing?</i> )
6.4.	Kubizwani lokhu ngesiNgisi?	Kubitwani loku ngesiNgisi?	Flower / daisy
6.5.	Uzizwa kanjani lomuntu?	Ingabe lo muntfu utivanjani?	Happy / smiling/ excited
6.6.	Kubizwani lokhu ngesiNgisi?	Kubitwani loku ngesiNgisi?	tortoise / turtle


Note for transfer to Tangerine	eng_vocab
Variable name	Categories
6_1	1 correct in English
6_2	2 correct in HL then English
6_3	3 correct in HL only
6_4	0 incorrect
6_5	99 non response
6_6	



example



2



1



4



5



3



6

## Task 7. “Answer me” - English Listening Comprehension

English	isiZulu	Siswati
Instructions for learner:	Instructions for learner:	
<i>Place Chart 7 in front of the learner. Point to each picture when saying the sentence that corresponds to it.</i>	<i>Place Chart 7 in front of the learner. Point to each picture when saying the sentence that corresponds to it.</i>	<i>Place Chart 7 in front of the learner. Point to each picture when saying the sentence that corresponds to it.</i>
<p>I am going to tell you a short story now in English and then afterwards I will ask you some questions. Please listen carefully, I will first read the whole story to you, then I will read it sentence by sentence and ask you a question after each sentence. Please answer me in English.</p> <p><i>Ask questions in English. Learners may respond in HL but then prompt them to answer in English.</i></p>	<p>Manje ngizokuxoxela indaba emfushane ngesiNgisi, emva kwalokho ngikubuze imibuzo. Ngicela uyilalelisise kahle, ngoba ngizoyifunda kanye kuphela bese ngikubuzo imibuzo. Ngicela ungiphendule ngesiNgisi.</p> <p><i>Ask questions in English. Learners may respond in HL but then prompt them to answer in English.</i></p>	<p>Nyalo ngitakutekela indzaba lemfishane ngesiNgisi emva kwaloko ngikubute imibuto. Ngitakufundzela loku lokulandzelako kanye kuphela, bese ngibuta imibuto. Phendvula ngesiNgisi kuphela.</p> <p><i>Ask questions in English. Learners may respond in HL but then prompt them to answer in English.</i></p>

Instructions
English story (read once with expression; thereafter read it sentence by sentence, pointing to the relevant picture – pause briefly after each sentence then ask the relevant question.)
<p>In the morning Sipho and Buli ran to school in the rain. At school they took off their wet shoes and socks. After school they played in the mud. When they got home their Mother made them wash.</p> <p><i>Read it again, sentence by sentence. After each sentence, pause briefly then ask the relevant questions</i></p>

## Pictures:

- children Photo by [noelmcsane gallery](#) from [Pexels](#)

	Story and Questions	Answer
7.1	Read: In the morning Sipho and Buli ran to school in the rain.  Ask: <u>Where</u> did Sipho and Buli go in the morning?	Answer: school
7.2	Read: At school they took off their wet shoes and socks.  Ask: <u>Why</u> did they take their shoes and socks off?	Answer: They were wet / dirty / muddy
7.3	Read: After school they played in the mud.  Ask: <u>When</u> did they play in the mud?	Answer: After school
7.4	Read: When they got home their Mother made them wash.  Ask: <u>Why</u> did their mother make them wash?	Answer: They were dirty/ full of mud/ wet

Note for transfer to Tangerine	
Variable name	Categories
7_1	1 correct in English
7_2	2 correct in HL then English
7_3	3 correct in HL only
7_4	0 incorrect
	99 non response

Variable 8. Further Biographical Information

Select any that apply:

- |  |         |        |
|--|---------|--------|
| • Learner wears glasses/spectacles                             | 1 = yes | 0 = no |
| • Learner seems to struggle to hear                            | 1 = yes | 0 = no |
| • Learner seems to struggle to see                             | 1 = yes | 0 = no |
| • Learner seems to struggle to speak in any language           | 1 = yes | 0 = no |
| • Learner seemed distracted very easily                        | 1 = yes | 0 = no |
| • Learner was unusually emotional (e.g. crying, scared, angry) | 1 = yes | 0 = no |

## ~~Start of Large group written assessment ~~

## Marking Protocol - Front Page (Tangerine):

- Test Identifier (from linking form/ individual assessment)
- School EMIS
- School Name
- Learner Name
- Learner Surname

## Introduction to written assessment

English	isiZulu	Siswati
Instructions for learner:	Instructions for learner:	Instructions for learner:
Learners, we will now do some writing activities. Does everyone have a pencil? Have you all got books in front of you?	Bafundi, manje sizokwenza umsebenzi wokubhala. Ingabe wonke umuntu unepenseli? Ingabe nonke ninezincwadi phambi kwenu?	Bafundzi, nyalo sitakwenza umsebenzi wekubhala. Ingabe wonkhe umuntfu unepenseli? Ingabe nonkhe ninetincwadzi embi kwenu?
Good. You will have time to do each activity. Read the stories silently, and then answer the questions. Do not turn the pages until we tell you to do so.	Kuhle. Nizothola isikhathi sokwenza umsebenzi ngamunye. Fundani ngokuthula, bese niphendula imibuzo. Ningaphenyi ikhasi size sinitshele ukuthi nenze njalo.	Kuhle. Nitawutfole sikhatsi sekwenza umsebenzi ngamunye. Fundzani ngekuthula, bese niphendvula imibuto. Ningavuli likhasi sidzimate sinitjele kutsi nilivule.



12 mins

## HL written comprehension

English	isiZulu	Siswati
Instructions for learner:	Instructions for learner:	Instructions for learner:
Turn the page	Phenya ikhasi	Vula likhasi
We will now complete a written comprehension activity where we read a story in Setswana and then answer some questions at the end.	Manje sizoqedela umsebenzi wesifundo sokuqondisisa lapho sifunda khona indaba ngesiZulu bese siphendula imibuzo ekugcineni.	Nyalo sitawucedzela umsebenzi wesivisiso lapho sifundza khona indzaba ngeSiswati bese siphendvula imibuto ekugcineni
<p>Let's read the instructions:</p> <ul style="list-style-type: none"> <li>- read the story below and answer the questions that follow it</li> <li>- you have 12 minutes to finish</li> <li>- answer all the questions as best as you can</li> <li>- If you finish early wait for the rest of the group</li> <li>- I will tell you when to turn the page</li> </ul> <p>Do you have any questions?</p> <p>Begin.</p>	<p>Asifunde imiyalelo:</p> <ul style="list-style-type: none"> <li>- funda indaba engezansi bese uphendula imibuzo ezolandela</li> <li>- unemizuzu eyi-12 ukuba uqede</li> <li>- phendula yonke imibuzo ngokwekhono lakho</li> <li>- Uma uqeda ngaphambi kwesikhathi linda abanye beqembu</li> <li>- Ngizokutshela ukuba uliphenye nini ikhasi</li> </ul> <p>Ingabe unemibuzo?</p> <p>Qala.</p>	<p>Asifundze ticondziso:</p> <ul style="list-style-type: none"> <li>- fundza indzaba lengentasi bese uphendvula imibuto letawulandzela</li> <li>- unemaminitsi lali-12 ekucedza</li> <li>- phendvula yonke imibuto ngekwelikhono lakho</li> <li>- Nawucedza ngembi kwesikhatsi lindza labanye belicembu</li> <li>- Ngitakutjela kutsi ulivule nini likhasi</li> </ul> <p>Unemibuto yini?</p> <p>Cala.</p>



**isiZulu Story – How the hippo lost his fur (African Storybook Project) - Kungani uMvubu engenaboya?****African Storybook project – By Carol Liddiment**

Ngelinye ilanga unogwaja wayezihambela ngasemfuleni. UMvubu naye wayekhona lapho, ezihambela futhi ezidlela utshani obumnandi. UMvubu akazange abone ukuthi unogwaja ukhona, wamnyathela unyawo ngephutha. Unogwaja wamemeza ethethisa uMvubu, "Wena Mvubu, awuboni yini ukuthi uyanginyathela?" UMvubu waxolisa kuye wathi, "Ngiyaxolisa mngani wami, angikubonanga." Kodwa unogwaja akafunanga ukuzwa lutho, wathethisa uMvubu wathi, "Wenze ngabomu, ngelinye ilanga, uzobona! Uzokhokha!" Unogwaja wahamba wayofuna uMlilo, wathi kuye, "Hamba, uma uMvubu ephuma emanzini eyodla utshani, ufike umshise. Unginyathelile!" Umlilo waphendula, "Akunankinga mngani wami, ngizokwenza lokhu ongcela khona." Langalimbe, uMvubu eyodla utshani kude nasemfuleni "whoosh!" uMlilo waphenduka amalangabi. Lawo malangabi aqala ashisa uboya buka Mvubu. UMvubu waqhala egijimela emanzini. Uboya bakhe bonke babushile emlilweni. Wayelokhu ekhala ethi, "Uboya bami bushile emlilweni! Ushise bonke uboya bami! Uboya bami obuhle kakhulu!" Yingakho uMvubu engadlaleli kude namanzi ngoba esaba ukuthi uzoshiswa wumlilo. Unogwaja wathokoza kakhulu ngenkathi uMvubu esha ethi, "Ngaze ngamthola!"

**Siswati Story – How the hippo lost his fur (African Storybook Project) - Yini indzaba Mvubu ete boya?****African Storybook project – By Carol Liddiment. Translated to Siswati by S Madonsela.**

Ngalelinye lilanga logwaja bekatihambela ngasemfuleni. Mvubu naye bekakhona lapho, atihambela futsi atidlela tjani lobumnandi.

Mvubu akamange abone kutsi logwaja ukhona, wamnyatsela lunyawo ngeliphutsa. Logwaja wamemeta atsetsisa Mvubu, "Wena Mvubu, awuboni yini kutsi uyanginyatsela?" Mvubu wacolisa kuye watsi, "Ngiyacolisa mngani wami, angikakuboni." Kodwa logwaja bekangafuni kuva lutfo, watsetsisa Mvubu watsi, "Wente ngemabomu, ngalelinye lilanga, utawubona! Utawukhokha!"

Logwaja wahamba wayewufuna uMlilo, watsi kuye, "Hamba, Mvubu nakaphuma emantini ayodla tjani, ufike umshise. Unginyatselile!" Mlilo waphendvula, "Akunankinga mngani wami, ngitakwenta lokhu longicela kona." Ngalelinye lilanga, Mvubu ayodla tjani khashane nasemfuleni "whoosh!" Mlilo waphendvuka emalangabi. Lamalangabi aqala ashisa uboya buka Mvubu. UMvubu waqhala egijimela emanzini. Uboya bakhe bonke babushile emlilweni. Wayelokhu ekhala ethi, "Uboya bami bushile emlilweni! Ushise bonke uboya bami! Uboya bami obuhle kakhulu!" Yingakho uMvubu engadlaleli kude namanzi ngoba esaba ukuthi uzoshiswa wumlilo. Unogwaja wathokoza kakhulu ngenkathi uMvubu esha ethi, "Ngaze ngamthola!"

## Questions

	English	isiZulu	Siswati
1.1.	<p>Q: Where were Hippo and Rabbit walking? A: by the riverside, on the grass</p> <p>Also accept: by the river,</p> <p>Do not accept vague answers or repetition of question.</p>	<p>Q: Wayehamba kuphi uMvubu kanye noNogwaja? A: ngasemfuleni, otshanini</p> <p>Yamukela futhi: emfuleni,</p> <p>Ungamukeli izimpendulo ezingezwakali noma ukuphindwa kombuzo.</p>	<p>Q: Bekahamba kuphi Mvubu naLogwaja? A: ngasemfuleni, etjanini</p> <p>Yemukela futsi: emfuleni,</p> <p>Ungatimukeli timphendvulo letingevakali nome kuphindwa kwembuto.</p>
1.2.	<p>Q: What was Hippo eating? A: grass</p> <p>Only accept a word for “grass” –</p>	<p>Q: Yayidlani iMvubu? A: utshani</p> <p>Yemukela kuphela igama “utshani” –</p>	<p>Q: Bekadlani Mvubu? A: tjani</p> <p>Yemukela kuphela ligama “tjani” –</p>
1.3.	<p>Q: Why did Rabbit scream/shout at Hippo? A: Rabbit was hurt/ Hippo stood on Rabbit’s foot/</p> <p>The answer must show that Rabbit was hurt when Hippo stood on Rabbit. Accept either:</p> <ul style="list-style-type: none"> <li>- Rabbit was hurt,</li> <li>- Rabbit was angry,</li> <li>- Hippo stood on Rabbit</li> </ul> <p>Unacceptable response: repetition of question or unrelated to the story e.g. Rabbit felt like it.</p>	<p>Q: Wayemmemezelani Mvubu uNogwaja? A: UNogwaja wayezwa ubuhlungu/ uMvubu wayeme phezu konyawo lukaNogwaja/</p> <p>Impendulo kumele iveze ukuthi uNogwaja wayezwa ubuhlungu ngenkathi uMvubu ime phezu konyawo lwakhe. Yemukela:</p> <ul style="list-style-type: none"> <li>- UNogwaja wayezwa ubuhlungu,</li> <li>- UNogwaja wayethukuthele,</li> <li>- UMvubu wayenyathele uNogwaja</li> </ul> <p>Impendulo engagculisi: ukuphindwa kombuzo noma okungahambisani nendaba isib. uNogwaja wezwa kanjalo.</p>	<p>Q: Logwaja bekammetelani Mvubu? A: Logwaja bekeva buhlungu/ Mvubu bekeme etukwelunyawo lwaLogwaja/</p> <p>Imphendvulo kumele ivete kutsi Logwaja bekeva buhlungu ngalesikhatsi Mvubu eme etukwelunyawo lwakhe. Yemukela:</p> <ul style="list-style-type: none"> <li>- Logwaja bekeva buhlungu,</li> <li>- Logwaja bekatfukutsele,</li> <li>- Mvubu bekanyatsele Logwaja</li> </ul> <p>Imphendvulo lenganelisi: kuphindwa kwembuto nome lokungahambisani nendzaba sib. Logwaja weva njalo.</p>

	English	isiZulu	Siswati
1.4.	<p>Q: Why do you think Hippo didn't see Rabbit? A: Hippo is bigger than Rabbit/ he was enjoying eating the grass and not paying attention to where he was walking/ Rabbit was behind Hippo</p> <p>Answer must give a reason why Hippo might not have seen Rabbit.</p> <p>Unacceptable response: repetition of question or unrelated to the story e.g. Hippo was blind. Hippo was lying.</p>	<p>Q: Kungani ucabanga ukuthi uMvubu akambonanga uNogwaja? A: UMvubu mkhulu kunoNogwaja/ wayejabulela ukudla utshani anganakanga lapho ahamba khona/ uNogwaja wayengemuva kwaMvubu</p> <p>Impendulo kumele inikeze isizathu sokuthi kungani uMvubu angambonanga uNogwaja.</p> <p>Impendulo engagculisi: ukuphindwa kombuzo noma okungahambisani nendaba isib. UMvubu wayeyimpumputhe. UMvubu wayeqamba amanga.</p>	<p>Q: Yini indzaba ucabanga kutsi Mvubu akamange ambone Logwaja? A: Mvubu bekamkhulu kuLogwaja/ bekajabulela kudla tjani anganaki lapho ahamba khona/ Logwaja bekasemvakwaMvubu</p> <p>Imphendvulo kumele inikete sizatfu sekutsi yini indzaba Mvubu angamange ambone Logwaja.</p> <p>Imphendvulo lenganelisi: kuphindwa kwembuto nome lokungahambisani nendzaba sib. Mvubu bekayimphumphutse. Mvubu bekacamba emanga.</p>
1.5.	<p>Q: What happened to Hippo's fur? A: It was burned, Rabbit sent fire to burn him</p> <p>Answer must relate to the story. His fur was burned off.</p> <p>Unacceptable response: repetition of question or unrelated to the story e.g. Hippo never had fur. Hippo's don't have fur.</p>	<p>Q: Kwenzekani ngoboya bukaMvubu? A: basha, uNogwaja wathumela uMlilo ukuthi amshise</p> <p>Impendulo kumele ihambisane nendaba. Uboya bakhe basha.</p> <p>Impendulo engagculisi: ukuphindwa kombuzo noma okungahambisani nendaba isib. UMvubu ayikaze ibe noboya. BoMvubu abanabo uboya.</p>	<p>Q: Kwentekani ngeboya baMvubu? A: basha, Logwaja watfumela Mlilo kutsi amshise</p> <p>Imphendvulo kumele ihambisane nendzaba. Boya bakhe basha.</p> <p>Imphendvulo lenganelisi: kuphindwa kwembuto nome lokungahambisani nendzaba sib. Mvubu akamange abe neboya. BoMvubu abanabo boya.</p>

	English	isiZulu	Siswati
1.6.	<p>Q: Complete the following sentence by choosing the best option below:</p> <p>I think that in the story, rabbit shows that he is _____ to Hippo.</p> <p>a. Generous b. Hippo doesn't want him (Rabbit) c. Unforgiving d. Loving</p> <p>Correct answer: <b>c</b> (also accept if student writes out answer c in the space provided rather than filling in the circle)</p> <p>Unacceptable response: more than one option selected in multiple choice.</p>	<p>Q: Gcwalisa umusho olandelayo ngokukhetha igama eliyilo:</p> <p>Ngicabanga ukuthi endabeni uNogwaja ukhombisa ukuthi uMvubu _____</p> <p>a. Uyaphana b. Akamfuni c. Akaxoleli d. Unothando</p> <p>Correct answer: <b>c</b> (also accept if student writes out answer c in the space provided rather than filling in the circle)</p> <p>Unacceptable response: more than one option selected in multiple choice.</p>	<p>Q: Gcwalisa umusho lolandzelako ngekukhetha ligama lelingilo:</p> <p>Ngicabanga kwekutsi endzabeni Logwaja ukhombisa kutsi Mvubu _____</p> <p>a. Uyephana b. Akamfuni c. Akacoleli d. Unelutsandvo</p> <p>Correct answer: <b>c</b> (also accept if student writes out answer c in the space provided rather than filling in the circle)</p> <p>Unacceptable response: more than one option selected in multiple choice.</p>

Note for transfer to Tangerine	
Variable name	
8_1	1 – correct answer; correct spelling
8_2	2 – correct answer; errors in spelling
8_3	0 – incorrect
8_4	99 – non response
8_5	98 – writing is unreadable/ not possible words
8_6	1 – correct 0 – incorrect 99 – non response 97 – more than one option selected

## English written comprehension



8 mins

English	isiZulu	Siswati
Instructions for learner:	Instructions for learner:	Instructions for learner:
Turn the page	Phenya ikhasi	Vula likhasi
We will now read an English story and then answer some questions about it.	Manje sesizofunda indaba yesiZulu bese siphendula imibuzo ethile ngayo.	Nyalo sitawufundza indzaba yeSiswati bese siphendvula imibuto letsile ngayo.
<p>Let's read the instructions:</p> <ul style="list-style-type: none"> <li>- read the story below and answer the questions that follow it</li> <li>- you have 8 minutes to finish</li> <li>- answer all the questions as best as you can.</li> <li>- If you finish early wait for the rest of the group</li> <li>- I will tell you when to turn the page</li> </ul> <p>Do you have any questions?</p> <p>Begin.</p> <p>You have 8 minutes to read the story and answer all the questions. If you finish early you can put your head on the desk and sleep.</p>	<p>Asifunde imiyalelo elandelayo:</p> <ul style="list-style-type: none"> <li>- funda indaba ngezansi bese uphendula imibuzo elandelayo</li> <li>- unemizuzu eyi-8 yokuqeda lo msebenzi</li> <li>- phendula yonke imibuzo ngokwekhono lakho.</li> <li>- Uma uqeda ngaphambi kwesikhathi linda abanye beqembu</li> <li>- Ngizokutshela ukuthi uliphenye nini ikhasi</li> </ul> <p>Ingabe kukhona imibuzo onayo?</p> <p>Qala.</p> <p>Unemizuzu eyi-8 yokufunda indaba nokuphendula yonke imibuzo. Uma uqeda ngaphambi kwesikhathi ungalala edesikini.</p>	<p>Asifunde ticondziso letilandzelako:</p> <ul style="list-style-type: none"> <li>- fundza indzaba lengentasi bese uphendvula imibuto lelandzelako</li> <li>- unemaminitsi lasi-8 ekucedza lomsebenzi</li> <li>- phendvula yonkhe imibuto ngekwelikhono lakho.</li> <li>- Nawucedza ngembi kwesikhatsi mela labanye belicembu</li> <li>- Ngitakutjela kutsi ulivule nini likhasi</li> </ul> <p>Ikhona yini imibuto lonayo?</p> <p>Cala.</p> <p>Unemaminitsi lasi-8 ekufundza indzaba nekuphendvula yonkhe imibuto. Nawucedza ngembi kwesikhatsi ungalala edesikini.</p>

**Jabu and his dog (74 words)**

Jabu had a little dog. It was a fat and happy dog.

One day Jabu and his dog went to play in the fields behind the house.

The little dog saw a rabbit and tried to chase it.


The dog got lost.

Jabu called him but he didn't come.

Jabu got tears in his eyes and went home.

But before evening the little dog came back.

Jabu was very happy to see his friend.

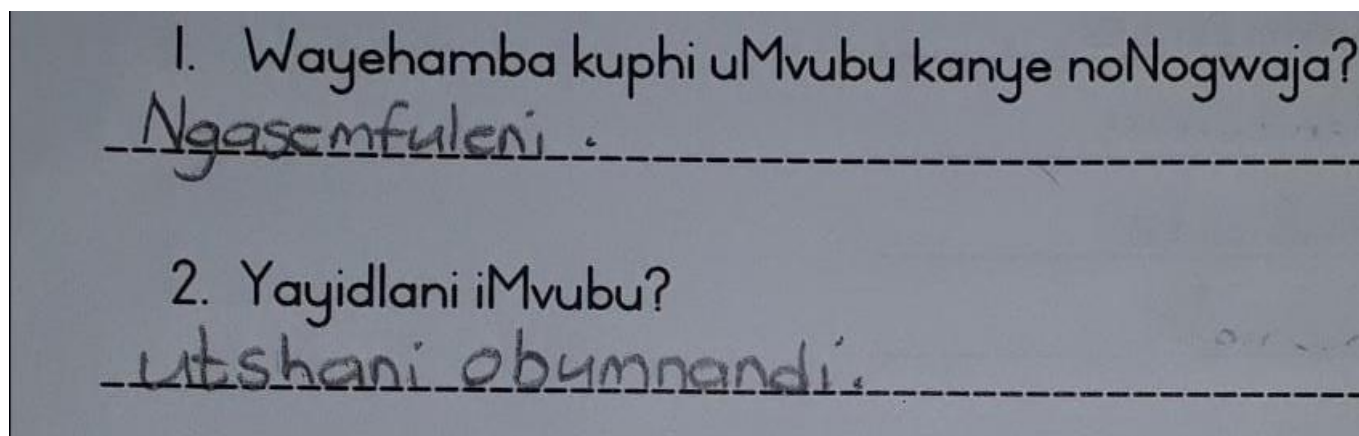


Question		Answer	Notes
2_1	What is the name of the boy in the story?	Jabu	Only acceptable answer; spelling must be correct
2_2	Where did the boy and dog go and play one day?	In the fields (veld) / behind Jabu's house	<b>Accept also:</b> fields, veld, <b>Unacceptable:</b> outside, garden, inside, in the house; repetition of question
2_3	What happened to the dog?	He got lost.	<b>Accept also:</b> he ran away <b>Unacceptable:</b> answer unrelated to story (e.g. he died) or repetition of question
2_4	Why did the boy have tears in his eyes?	He was sad/was crying because his dog was lost/he could not find his dog.	<b>Accept also:</b> he did not know what to do; he was alone <b>Unacceptable:</b> answer not related to story e.g. someone hit him, he was a crybaby, he was very happy the dog was gone; repetition of question or repeated sentence from story e.g. "Jabu got tears in his eyes and went home"

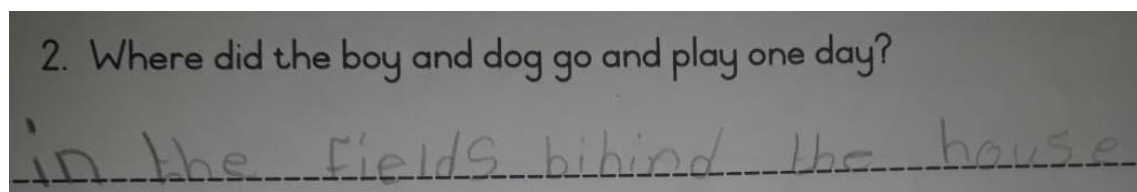
Note for transfer to Tangerine	Comprehension is untimed
	Ask only questions up to where the learner read
Variable name	
2_1	1 – correct 0 – incorrect 99 – non response 98 – writing is unreadable
2_2	1 – correct answer; correct spelling 2 – correct answer; errors in spelling 0 – incorrect 99 – non response 98 – writing is unreadable/ not possible words
2_3	
2_4	



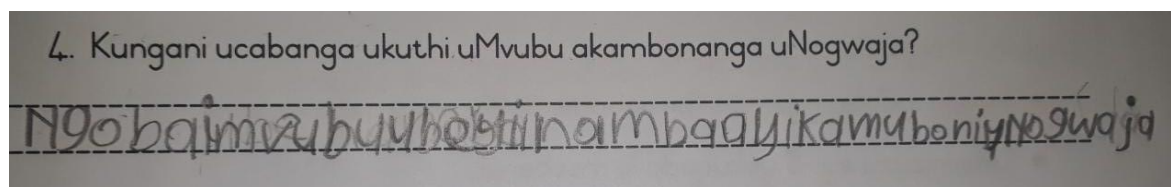
### Examples of responses



**Figure 3. HL Comprehension; correct answer with correct spelling**



**Figure 4. English Comprehension; correct answer with spelling errors (bihind)**



### Figure 5. HL Comprehension; writing is unreadable




## Maths

English	isiZulu	Siswati
Instructions for learner:	Instructions for learner:	Instructions for learner:
Turn the page	Phenya ikhasi	Vula likhasi
<p>For our last activity, we will do a few Maths sums. Please turn the page.</p> <p>We are going to do a few examples together first.</p> <p>Let's start at example 1. It says 2 plus 2 equals (pause) and then there is a box for you to write your answer. There is a pencil next to the box to show that we can write our answer in the box. Let's write the answer in the box together for this example. The answer is "4" because <math>2 + 2 = 4</math>. Did everyone write in the answer?</p> <p>Let's do example 2 together. This sum says <math>10 + 2</math> and there is a space under the sum to write our answer. Class what is the answer? Yes <math>10 + 2</math> is 12. Then we all write our answer in the space under the sum next to the pencil.</p> <p>We are now going to move on to the exercise. When I tell you to start I want you to try complete as many sums as you can and I will tell you when to stop. If you get to a sum and you don't know the answer you can skip to the next one.</p>	<p>Emsebenzini wethu wokugcina, sizokwenza izibalo ezimbalwa zeMaths. Sicela ukuba uphenye ikhasi.</p> <p>Sizoqala ngokwenza izibonelo ezimbalwa ndawonye.</p> <p>Asiqale ngesibonelo 1. Sithi 2 hlanganisa na 2 kwenza (ima kancane) kunebhokisi ozofaka impendulo yakho kulo. Kunepenseli eduze nebhokisi okusho ukuthi singabhala impendulo yethu ebhokisini. Asibhale impendulo yalesi sibonelo ebhokisini sisonke. Impendulo ngu "4" ngoba <math>2 + 2</math> kwenza 4. Ingabe wonke uyibhalile impendulo?</p> <p>Asenze isibonelo 2 sisonke. Lesi sibalo sithi <math>10 + 2</math> bese kuba nesikhala ngaphansi kwesibalo ukuze sibhale impendulo yethu. Ithini impendulo kilasi? Yebo <math>10 + 2</math> kwenza 12. Ngakho-ke asibhale sonke impendulo esikhaleni ngaphansi kwesibalo eduze nepenseli.</p> <p>Manje sizokwenza umsebenzi. Uma nginitshela ukuba niqale ngifuna ukuba nizame ukuqeda izibalo eziningi ngokwekhono lenu kanti ngizonitshela ukuthi nime nini. Uma nithola isibalo eningayazi impendulo yaso ningadlulela kwesinye.</p>	<p>Emsebentini wetfu wekugcina, sitakwenta tibalo lezimbalwa teMaths. Sicela kutsi uvule likhasi.</p> <p>Sitawucala ngekwenta tibonelo lezimbalwa ndzawonye.</p> <p>Asesicale ngesibonelo 1. Sitsi 2 hlanganisa na 2 kwenta (mana kancane) kunelibhokisi lotawufaka kulo imphependvulo yakho. Kunepenseli edvutane nelibhokisi lokusho kutsi singabhala imphependvulo yetfu ebhokisini. Asibhaleni imphependvulo yalesibonelo ebhokisini sisonkhe. Imphependvulo ngu "4" ngoba <math>2 + 2</math> kwenta 4. Ingabe wonkhe uyibhalile imphependvulo?</p> <p>Asente sibonelo 2 sisonkhe. Lesibalo sitsi <math>10 + 2</math> bese kuba nesikhala ngaphasi kwesibalo kute sibhale imphependvulo yetfu. Itsini imphependvulo kilasi? Yebo <math>10 + 2</math> kwenta 12. Ngako asibhale sonkhe imphependvulo esikhaleni ngaphasi kwesibalo edvute nepenseli.</p> <p>Nyalo sitakwenta umsebenti. Nanginitjela kutsi nicala ngifuna kutsi netame kucedza tibalo letinyenti ngekwelikhono lenu kantsi ngitanitjela kutsi nime nini. Nanitfola sibalo leningayati imphependvulo yaso ningandlulela kulesinye.</p>


<p>Unfold your arms, take your pencil and turn the page over. Are you ready to start?</p> <p>Your time starts now. Start completing the sums. <i>Fieldworker stops learners after 120 seconds</i></p> <p>Time is up. Everyone put down your pencils and close your books.</p>	<p>Lula izandla zakho, thatha ipenseli yakho bese uphenya ikhasi. Usukulungele ukuqala?</p> <p>Isikhathi sakho siqala manje. Qala ukugcwalisa izibalo. <i>Abasizi bemisa abafundi ngemuva kwemizuzwana eyi-120</i></p> <p>Isikhathi sesiphelile. Wonke ubeka phansi ipenseli yakhe avale izincwadi zakhe.</p>	<p>Yelula tandla takho, tsatsa ipenseli yakho bese uvula likhasi. sewukulungele yini kucala?</p> <p>Sikhatsi sakho sicala nyalo. Cala kugcwalisa tibalo. <i>Basiti bemisa bafundzi ngemuva kwemaminitsi lali-120</i></p> <p>Sikhatsi sesiphelile. Wonke ubeka phasi ipenseli yakhe avale tincwadzi takhe.</p>
---	---	---

Examples:

Example 1:

$$2 + 2 = \boxed{\phantom{00}}$$


Example 2:

$$\begin{array}{r} 10 \\ + 2 \\ \hline \end{array}$$


	Question	isiZulu	Siswati	Answer
1.	8+3			11
2.	Half of 28	Uhhafu wama-28	Hhafu wema-28	14
3.	20 - 6			14
4.	$24 \div 3$			8
5.	$7 \times 2$			14
6.	400 +206 (long sum)			606
7.	105 – 7 (long sum)			98
8.	270 + 28			298
9.	121 – 39			82
10.	$(4 \times 10) + 7$			47

Note for transfer to Tangerine	Timed for 120 Seconds
Variable name	
3_1	1 - correct 0 – incorrect 99 – non response 98 – writing is unreadable
3_2	
3_3	
3_4	
3_5	
3_6	
3_7	
3_8	
3_9	
3_10	